LMS/PIN/47813

Pinellas County, Florida, Site Environmental Restoration Project

Annual Environmental Monitoring Report for the Building 100 Area at the Young - Rainey STAR Center

June 2023 Through May 2024

July 2024

U.S. DEPARTMENT OF ENERGY | Legacy Management

This document has been designed for online viewing.

Contents

Abbreviations iii
Executive Summary iv
1.0 Introduction 1
1.1 Purpose 1
1.2 Building 100 Area Background 1
1.3 Monitoring Approach 2
2.0 Annual Site Monitoring Summary 2
3.0 Groundwater Flow 3
4.0 Site Wells and Piezometers 3
5.0 Groundwater Sampling 4
5.1 Work Performed 4
5.2 Quality Assurance/Quality Control 5
6.0 Groundwater Analytical Results 5
7.0 Data Interpretation and Performance Monitoring 6
8.0 Sampling Optimization Evaluation 8
9.0 Well Inspection Results 9
10.0 Upcoming Activities 9
11.0 References 9

Figures

Figure 1. Young - Rainey STAR Center Location 12
Figure 2. Location of STAR Center SWMUs 13
Figure 3. Building 100 Area TCOPC Concentrations, February–March 2024 14
Figure 4. Building 100 Area South TCOPC Concentrations, February–March 2024 15
Figure 5. Building 100 Area TCE Concentrations, February–March 2024 16
Figure 6. Building 100 Area cDCE Concentrations, February–March 2024 17
Figure 7. Building 100 Area South cDCE Concentrations, February–March 2024 18
Figure 8. Building 100 Area VC Concentrations, February–March 2024 19
Figure 9. Building 100 Area South VC Concentrations, February–March 2024 20
Figure 10. Building 100 Area Dioxane Concentrations, February–March 2024 21
Figure 11. Building 100 Area South Dioxane Concentrations, February–March 2024 22
Figure 12. COPC Trends in Well 12-0585-2 23
Figure 13. COPC Trends in Well 12-0584-2 24
Figure 14. COPC Trends in Well 12-0585-3 25
Figure 15. COPC Trends in Well 12-0587-2 26
Figure 16. COPC Trends in Well 12-0572-2 27
Figure 17. COPC Trends in Well 12-0574-2 28
Figure 18. COPC Trends in Well 12-0580-2 29
Figure 19. COPC Trends in Well 12-0582-2 30
Figure 20. COPC Trends in Well 12-0576-2 31
Figure 21. COPC Trends in Well 12-S35B 32

Tables

Table 1. Building 100 Optimized Groundwater Sampling Plan, September 2024–March 2026 33
Table 2. Groundwater Elevation Data at the STAR Center, September 2023 and February 2024 35
Table 3. Surface Water Elevation Data, September 2023 and February 2024 41
Table 4. Field Measurement Data Collected During Sampling Collected at the Building 100 Area, September 2023 and March 2024 42
Table 5. Relative Percent Difference for Field Duplicate Samples, February–March 2024 45
Table 6. COPC Groundwater Concentrations at the Building 100 Area Since September 2020 (µg/L) 46

Plates

Plate 1 February 2024, Sitewide Shallow Surficial Aquifer Contours, Pinellas County, FL, Site
Plate 2 March 2024, Sitewide Deep Surficial Aquifer Contours, Pinellas County, FL, Site
Plate 3 Well Locations

Appendixes

Appendix A (Indoor) Monitoring Well Vapor Mitigation Work Plan (Memorandum by Geosyntec Consultants: *Work Plan: Monitoring Well Vapor Mitigation Building 100*)
Appendix B Well Construction Information
Appendix C Groundwater Sampling Program Directive
Appendix D Laboratory Reports, February–March 2024 Semiannual Monitoring
Appendix E Sampling Logs, February–March 2024 Semiannual Monitoring
Appendix F Pinellas County, Florida, Site Environmental Restoration Project Building 100 Environmental Monitoring Optimization and Recommendations, 2024 Update

Abbreviations

cDCE	*cis*-1,2-dichloroethene
COC	contaminant of concern
COPC	contaminant of potential concern
CTL	cleanup target level
1,1-DCE	1,1-dichloroethene
dioxane	1,4-dioxane
DOE	U.S. Department of Energy
EPA	U.S. Environmental Protection Agency
EVO	emulsified vegetable oil
FAC	*Florida Administrative Code*
FDEP	Florida Department of Environmental Protection
ft amsl	feet above mean sea level
HSWA	Hazardous and Solid Waste Amendments
MAROS	Monitoring and Remediation Optimization System
mg/L	milligrams per liter
µg/L	micrograms per liter
STAR Center	Science, Technology, and Research Center
SWMU	solid-waste management unit
TCE	trichloroethene
TCOPC	total contaminants of potential concern
tDCE	*trans*-1,2-dichloroethene
VC	vinyl chloride
VOC	volatile organic compound

Executive Summary

The Building 100 Area is located at the U.S. Department of Energy (DOE) Office of Legacy Management Pinellas County, Florida, Site. This site was the home of the Pinellas Plant, a former DOE-owned facility where weapons research, development, and production were conducted until DOE completed its mission there in 1995. The site is now owned by Pinellas County and home to a thriving business park known as the Young - Rainey Science, Technology, and Research (STAR) Center.

Groundwater at the site is impacted by chlorinated solvents and 1,4-dioxane that were used onsite during DOE operations. Because the contaminant source areas are beneath the STAR Center's primary, 11-acre, occupied building (Building 100), the source areas cannot be properly delineated without disrupting tenant operations. For this reason, DOE installed four stacked pairs of horizontal injection wells (eight total) beneath the building in 2015 to perform bioinjection to remediate volatile organic compound (VOC)-contaminated groundwater in the interpreted source areas. DOE has conducted three bioinjection events into these horizontal wells to date: November 2015, January–February 2017, and August–October 2019.

In addition to injecting into the horizontal wells, DOE performed four bioinjection events using temporary vertical points for injection into the Building 100 Area downgradient dissolved-phase groundwater contaminant plumes. These events took place in October–November 2014, February 2015, January–March 2017, and August–December 2019.

These bioinjection activities consisted of injecting emulsified vegetable oil and the microorganism *Dehalococcoides mccartyi* into the subsurface to enhance naturally occurring biological degradation of the VOC contaminants. The effectiveness of these remediation efforts is assessed by collecting groundwater samples on a semiannual basis. These remedial actions have resulted in significant reduction of VOC contaminant concentrations in onsite and offsite monitoring wells. Decreases in VOC concentrations have been especially evident in analytical data from 2021 through March 2024.

The only remaining contaminants detected above their respective cleanup target levels are 1,4-dioxane, trichloroethene (TCE), *cis*-1,2-dichloroethene (cDCE), and vinyl chloride (VC). It is anticipated that TCE, cDCE, and VC will continue to degrade and that concentrations will continue to decline. Although closure and performance monitoring are ongoing, DOE will continue to pursue a conditional closure of the Building 100 Area under the State of Florida risk-based corrective action rules.

The contaminant trend graphs in this report indicate that:

1. The injected microbial solution is reaching and remediating VOC contaminant source areas and the downgradient dissolved-phase plumes.
2. The dechlorination process is proceeding as expected.
3. The bioinjectate continues to remediate groundwater contaminants more than 4 years past the last injection date (December 2019).

1.0 Introduction

The Building 100 Area is part of the U.S. Department of Energy (DOE) Office of Legacy Management, Pinellas County, Florida, Site. The Pinellas County site is also known as the Young - Rainey Science, Technology, and Research (STAR) Center, a former DOE facility that was constructed in the mid-1950s. The 96-acre STAR Center is in Largo, Florida, in the northeast quarter of Section 13, Township 30 South, Range 15 East (Figure 1). The property was sold to Pinellas County in 1995, and DOE cleaned out and vacated the buildings in 1997. While it was owned by DOE, the site was used to develop and manufacture nonnuclear components for the nation's nuclear weapons program.

In 1987, the U.S. Environmental Protection Agency (EPA) performed a Resource Conservation and Recovery Act Facility Assessment (EPA 1988) at the site to gather information about potential releases of hazardous materials. In February 1990, EPA issued a Hazardous and Solid Waste Amendments (HSWA) permit to DOE. The permit required DOE to investigate and perform remediation activities in those areas designated as solid-waste management units (SWMUs) that were contaminated by hazardous materials resulting from DOE operations. Seventeen SWMUs were identified and investigated at the STAR Center. By 1997, 13 of the 17 SWMUs had been remediated or approved for No Further Action.

While the STAR Center is owned and operated by Pinellas County, DOE remains responsible for remediation activities under the terms of the sales agreement and the HSWA permit for the property. The Building 100 Area is the only site at the STAR Center that still requires remediation. It is defined by onsite and offsite areas that contain the Building 100 groundwater plumes. The offsite areas consist of four adjacent private properties.

The Florida Department of Environmental Protection (FDEP) has executed a total of seven Declarations of Restrictive Covenants. Three are with Pinellas County for the Northeast Site, the Wastewater Neutralization Area, and the Building 100 Area, and four are with the owners of the impacted offsite properties: Pinellas County School Board, Bank of Tampa, Invesco Real Estate, and Southbrook Corporate Center. FDEP subsequently executed conditional Site Rehabilitation Completion Orders for the Northeast Site and the Wastewater Neutralization Area on July 27, 2016, stating that No Further Action is required for those SWMUs. The Building 100 Area (a combination of the Old Drum Storage Site SWMU and the Industrial Drain Leaks/Building 100 Area SWMU) comprises the only two active SWMUs at the STAR Center (Figure 2).

1.1 Purpose

This document serves as the annual report for groundwater monitoring in the Building 100 Area and provides results of recent (spring and fall) groundwater monitoring activities, an interpretation of the analytical data, results of the latest groundwater model evaluation, optimization of the monitoring regime, and a summary of ongoing and projected work.

1.2 Building 100 Area Background

The *Pinellas County, Florida, Site, Building 100 Area Site Assessment Report* (DOE 2012) summarized the results of contaminant plume delineation work conducted at the Building 100

Area and the adjacent properties from 2007 to 2012. The *Interim Corrective Measure Work Plan for Source and Plume Treatment at the Building 100 Area* (DOE 2014) was submitted to FDEP on October 2, 2014. The work plan described the approach for implementing bioinjection (defined as injection of emulsified vegetable oil [EVO] and the microorganism *Dehalococcoides mccartyi*) at the Building 100 Area. Bioinjection was conducted (1) on STAR Center property in October and November 2014, (2) on three offsite properties in February 2015, and (3) using eight horizontal wells beneath Building 100 in November 2015.

The *Addendum to the Interim Corrective Measure Work Plan for Source and Plume Treatment at the Building 100 Area* (DOE 2016) described the approach for a second bioinjection event. Bioinjection was conducted within the Building 100 plume areas on STAR Center property, including the horizontal wells beneath the building, in January and February 2017, and on four offsite properties in February and March 2017. A third bioinjection activity was conducted from August to December 2019, in accordance with the FDEP-approved *Pinellas County, Florida, Site, Second Addendum to the Interim Corrective Measure Work Plan for Source and Plume Treatment at the Building 100 Area* (DOE 2019).

1.3 Monitoring Approach

Semiannual groundwater monitoring in March and September of each year is ongoing to evaluate the performance of these remedial actions.

Every 2 years, the Building 100 Area sampling plan is evaluated using the Monitoring and Remediation Optimization System (MAROS) software tool (AFCEE 2004). MAROS is used to identify if there are opportunities to optimize the monitoring regime. The MAROS modeling results, in conjunction with extensive historical knowledge of the hydrogeology of the surficial aquifer at the site, are used to develop an updated monitoring regime and associated sampling plan. This approach was initiated in 2019 with FDEP's concurrence. The sampling optimization evaluation is presented in Section 8.0 and in Table 1.

2.0 Annual Site Monitoring Summary

The following tasks were performed from June 2023 through May 2024:

- Static water-level measurements were obtained from all accessible monitoring wells and ponds on September 13, 2023, and February 28, 2024. Details are provided in Section 3.0.
- The Building 100 semiannual sampling events were conducted September 12–15, 2023, and February 27–March 6 and March 19–20, 2024. Details are provided in Section 4.0.
  - The September 2023 event consisted of collecting groundwater samples from 16 of 16 planned outdoor monitoring wells.
  - The February–March 2024 event consisted of collecting samples from 89 of 89 planned monitoring wells, including six indoor wells. The indoor wells were sampled March 19–20 in accordance with the FDEP-approved indoor well sampling mitigation work plan (Appendix A).

- Results of the September 2023 and February–March 2024 monitoring events are reported in Sections 6.0 and 7.0.
- During the February–March 2024 sampling event, all accessible monitoring wells were inspected for integrity and security. Details are provided in Section 9.0.

3.0 Groundwater Flow

Static water-level measurements were collected at all accessible monitoring wells, piezometers, and ponds at the STAR Center on September 13, 2023, and February 28, 2024. Static water-level measurements were collected from indoor monitoring wells March 19–20, 2024.

Static water levels were measured with an electronic water-level indicator or directly from a staff gauge. Groundwater elevation data from both sampling events, measured in feet above mean sea level (ft amsl), and the measured depths of the 1-inch and 2-inch diameter wells, are listed in Table 2. Groundwater and surface-water elevations were used to construct groundwater contour maps of the shallow and deep surficial aquifers for February 2024 (Plates 1 and 2, respectively).

Historically, shallow groundwater beneath Building 100 has been observed to flow southeast under a very slight gradient, and this flow pattern was observed again in February 2024 (Plate 1). A similar flow pattern was observed in the deep surficial aquifer (Plate 2). The hydraulic gradient in the Building 100 Area in February 2024 was about 0.003 foot per foot onsite and about 0.004 foot per foot offsite to the south. Based on calculations using Darcy's law, along with approximations of 1 foot per day for hydraulic conductivity and 0.3 for effective porosity, groundwater velocities in this area are estimated to be about 3.3 feet per year onsite and about 4.6 feet per year offsite to the south. Although calculations indicate low groundwater flow velocities, the distance that groundwater contaminants have traveled from interpreted source areas, and the shape of the groundwater plumes to the east and south from Building 100, indicate the presence of preferential flow paths with higher flow velocities within the plumes.

Surface-water elevations were recorded in September 2023 and February 2024 from accessible pond measuring points (Table 3). All the ponds are hydraulically connected to the shallow surficial aquifer (Plate 1).

4.0 Site Wells and Piezometers

There are 111 onsite and offsite monitoring wells, 10 onsite and offsite piezometers, and 1 onsite, inactive recovery well at the Pinellas County site. All wells and piezometers are shown on Plate 3. Appendix B provides a table with construction information for all 122 wells and piezometers. The information includes the latitude and longitude, total depth, screened interval, surveyed ground-surface elevation, surveyed top of casing elevation, and regulatory status.

5.0 Groundwater Sampling

5.1 Work Performed

Unfiltered groundwater samples were collected from 16 monitoring wells during the September 2023 semiannual sampling event and 89 wells during the February–March 2024 sampling event at the Building 100 Area (onsite and offsite).

Groundwater samples were collected in accordance with the *Sampling and Analysis Plan for U.S. Department of Energy Office of Legacy Management Sites* (LMS/PRO/S04351) and using FDEP standard operating procedures, which are a part of *Florida Administrative Code* Section 62-160 (FAC 62-160). All sampling and analysis activities comply with FAC 62-160.110(5). All monitoring wells were micropurged using high-density polyethylene tubing (or dedicated Teflon tubing) and a peristaltic pump. Samples were collected when field measurements stabilized. Sampling procedures are detailed in the site program directive, which is included in Appendix C. Purge water was collected and stored in a holding tank at the site. The tank is sampled, and if the water is confirmed to meet Pinellas County Publicly Owned Treatment Works requirements, it is then discharged to the STAR Center's wastewater stream.

Monitoring wells located inside Building 100 were not sampled in September 2020, March 2021, and September 2021 due to concerns and access limitations from COVID-19. With a change in COVID-19 protocols, DOE proceeded with sampling the indoor wells in March 2022. Because the indoor wells had not been opened in 2 years, there were concerns with potential buildup of pressure within the wells resulting from the 2019 bioinjection activity. A mitigation work plan was developed to implement protective measures to open and sample the indoor wells (Appendix A). The indoor wells were sampled March 19–20, 2024, in accordance with the mitigation work plan. Six of the indoor wells were sampled as planned. Vapor readings taken during the indoor well sampling are provided in Appendix A, Table A-1.

Field measurements of temperature, specific conductance, turbidity, pH, oxidation-reduction potential, and dissolved oxygen recorded at the time the groundwater samples were collected are listed in Table 4. Measurements were made using a calibrated multiparameter meter with a flow cell, and turbidity was measured using a nephelometer.

All samples were submitted to Eurofins TestAmerica in Arvada, Colorado, for analysis. Eurofins TestAmerica is accredited by the Florida Department of Health in accordance with the National Environmental Laboratory Accreditation Conference (certification number E87667). The samples were analyzed for volatile organic compounds (VOCs) using EPA SW-846 Method 8260B and 1,4-dioxane (dioxane) using EPA Method 8260B with selected ion monitoring analysis (EPA 2015). Laboratory reports for February–March 2024 are provided in Appendix D. Laboratory reports for September 2023 were provided in a data report to FDEP in December 2023. Sampling logs for February–March 2024 are provided in Appendix E.

All records of monitoring information include all required items in FAC 62-160 and Part I.13.c of the Pinellas HSWA permit.

5.2 Quality Assurance/Quality Control

The results from Eurofins TestAmerica were checked for quality assurance/quality control through field and laboratory duplicate samples, trip blanks, equipment blanks, and field blanks. In addition, a data validation software module for identifying and tracking anomalous groundwater data was used to generate a report of analytical results that fall outside of historical maximum or minimum values.

The following determinations were made during the data validation process:

- As specified in the *Sampling and Analysis Plan for U.S. Department of Energy Office of Legacy Management Sites*, field duplicate samples should be collected at a frequency of 1 duplicate for every 20 or fewer samples. During the February-March 2024 event, 89 field samples and 5 duplicates were collected, and the frequency criterion was met. Duplicate results were compared to the corresponding well results (Table 5) and all met the acceptance criteria demonstrating acceptable overall precision.
- Laboratory duplicate analyses were used to determine laboratory precision. The results for all duplicates met the acceptance criteria.
- Trip blanks were prepared and analyzed for VOCs to document contamination attributable to shipping and field handling procedures. The trip blank results indicated that no such contamination occurred.
- Equipment blank results were examined for possible influence on the field samples. There were no target compounds detected in the equipment blanks.
- A field blank sample was collected and analyzed to document contamination attributable to the pre-acidified sample vials provided for this event. The field blank results indicated that the sample vials did not contribute contamination to the field sample results.
- There were no errors noted during the review of the other outliers or remaining data. Therefore, all analytical results are acceptable as qualified.

6.0 Groundwater Analytical Results

The analytical results were compared to the applicable default cleanup target levels (CTLs) for evaluating site remediation under risk-based corrective action regulations. Based on a comprehensive review of background data for the site (DOE 2003), it was determined that the shallow groundwater in the site vicinity is naturally elevated in aluminum and iron at levels far exceeding FAC 62-550, “Drinking Water Standards, Monitoring, and Reporting.” Specifically, the average background concentration of 1.1 milligrams per liter (mg/L) for aluminum exceeds the 0.2 mg/L secondary standard, and the average background concentration for iron of 9.3 mg/L exceeds the 0.3 mg/L secondary standard. The ambient shallow groundwater in the area is therefore designated as “poor quality” as defined in FAC 62-780.200(39). Thus, the applicable onsite groundwater CTLs are those for groundwater of “low yield/poor quality” provided in Table 1 of FAC 62-777 (i.e., onsite CTLs are a factor of 10 higher than offsite CTLs).

The Building 100 Area contaminants of potential concern (COPCs) are TCE, cDCE, trans-1,2-dichloroethene (tDCE), 1,1-dichloroethene (1,1-DCE), VC, and dioxane. Figure 3

through Figure 11 show contaminant concentration and interpreted plume maps for the Building 100 Area for February–March 2024. Figure 3 and Figure 4 illustrate the total COPC (TCOPC) concentrations. The TCOPC value is the sum of the individual COPC concentrations for each well. Figure 5 through Figure 11 illustrate the concentrations for selected individual COPCs. COPC concentrations since September 2020 are listed in Table 6.

Of particular note is that the February–March 2024 footprints of the interpreted onsite groundwater plume for TCOPCs (Figure 3), VC (Figure 8), and dioxane (Figure 10) are substantially smaller than the March 2023 footprints.

7.0 Data Interpretation and Performance Monitoring

As described in Section 1.1, the injection of EVO and the microorganism *Dehalococcoides mccartyi* was conducted in the Building 100 Area (onsite and offsite) in 2014, 2015, 2017, and 2019. Performance monitoring of these enhanced bioremediation activities started with the March 2015 sampling event and is ongoing.

Trend (i.e., time-concentration) graphs for 10 strategic monitoring wells are shown in Figure 12 through Figure 21. These trend graphs and the concentration maps shown on Figure 5 through Figure 11 indicate the following:

1. The injected microbial solution is reaching the target contaminant areas including the downgradient, offsite dissolved-phase plumes
2. Appreciable reductive dechlorination is occurring in the onsite and offsite groundwater plumes
3. Onsite well S35B and offsite well 0574-1 have demonstrated significant COPC concentration declines
4. TCE and cDCE were detected above their corresponding CTL in just one onsite well (Figure 5 and Figure 6)

Figure 12 through Figure 17 are trend plots for six wells within or near the interpreted boundary of the Building 100 Area plume that runs to the south, including offsite properties.

- Onsite well 12-0585-2 (Figure 12) showed a major decrease in TCE from September 2019 to March 2020 (1700 micrograms per liter [µg/L] to <6.4 µg/L) and has been nondetect every sampling event since then, including March 2024. cDCE decreased from 6800 µg/L in September 2019 to nondetect from March 2022–March 2024. VC decreased from 3200 µg/L in March 2020 to nondetect in March 2023 and March 2024 (<2.0 µg/L).
- In onsite well 12-0584-2 (Figure 13), which is just west of well 12-0585-2, TCE and cDCE remained nondetect in March 2024. VC has fluctuated but generally increased from 1.7 µg/L in September 2020 to 8.4 µg/L in March 2024.
- Onsite well 12-0585-3 (Figure 14) has contained only dioxane since March 2021. Dioxane concentrations have remained steady during the past 3 years (2.0 µg/L to 2.6 µg/L).
- In onsite well 12-0587-2 (Figure 15) no VOCs were detected for the first time. The only compound detected was dioxane at 3.5 µg/L.

- No VOCs were detected in offsite well 12-0572-2 (Figure 16) from February 2021 through March 2024.
- The VC concentration in offsite well 12-0574-2 (Figure 17), near the far end of the Building 100 Area south plume (Figure 9), remained <1 µg/L from September 2020 through March 2023, was detected at 1.4 µg/L in September 2023, and was nondetect (<2.0 µg/L) in March 2024.

Figure 18 through Figure 20 are trend plots for three wells near the centerline of the Building 100 Area plume that runs to the east, including an offsite property.

- Onsite well 12-0580-2 (Figure 18) has shown substantial concentration declines for VC (from 52 µg/L in February 2021 to nondetect in March 2023 and February 2024) and dioxane (from 160 µg/L in February 2021 to 51 µg/L in February 2024).
- VC decreased in onsite well 12-0582-2 (Figure 19) from 39 µg/L in March 2021 to 14 µg/L in March 2023 to 6.4 µg/L in March 2024. Dioxane also decreased from 42 µg/L in March 2021 to 18 µg/L in March 2023 to 1.8 µg/L in March 2024.
- VC in offsite well 12-0576-2 (Figure 20) has decreased since 2022, from a high of 100 µg/L in March 2022 to nondetect in March 2023 and March 2024. Dioxane has fluctuated with no specific trend—from 62 µg/L in September 2020 to 91 µg/L in March 2024.

Figure 21 is a trend plot for well 12-S35B, which is inside Building 100 (Figure 3) and historically had the highest VOC concentrations at the site. The concentrations decreased dramatically in recent years through March 2024.

- From March 2019 to March 2020, the concentration of TCE decreased from 31,000 µg/L to 25,000 µg/L, and then decreased to nondetect (<8.0 µg/L) in March 2022, 3.5 µg/L in March 2023, and 2.4 µg/L in March 2024.
- The concentration of cDCE decreased from 31,000 µg/L in March 2020 to nondetect (<7.5 µg/L) in March 2022, 3.8 µg/L in March 2023, and 2.3 µg/L in March 2024.
- VC decreased from 14,000 µg/L in March 2020 to nondetect (<5.0 µg/L) in March 2022, increased slightly to 11 µg/L in March 2023, and decreased to 3.9 µg/L in March 2024.
- The TCOPC concentration decreased significantly from 73,050 µg/L in March 2020 to 57.5 µg/L in March 2023. The TCOPC concentration decreased to 36.5 µg/L in March 2024 (Table 6).

The March 2024 sampling event also yielded these data of note:

- Well 12-0574-1, near the distal end of the south plume (Figure 9), showed another nondetect (<2.0 µg/L) VC concentration in March 2024, down from a high concentration of 56 µg/L in March 2018.
- Well 12-0581-2, along the STAR Center east property line, showed a decrease in dioxane from 150 µg/L in March 2023 to 73 µg/L in March 2024.
- Indoor well 12-S33C, near the Building 100 north wall, showed increases in all COPC VOCs from March 2023 to March 2024 . The TCOPC concentration increased from 2,698 µg/L to 7,150 µg/L during that time. This upward trend will be closely monitored in future sampling events.

Performance monitoring of the enhanced bioinjection activities will continue with the next sampling event in September 2024. The new 2-year sampling plan is provided in Table 1.

8.0 Sampling Optimization Evaluation

EPA recommends optimization for long-term groundwater monitoring programs when 20 samples or more are collected annually (EPA and USACE 2005). Previously at the Building 100 Area, groundwater samples were collected at approximately 100 monitoring wells on a semiannual basis, and sampling has occurred at the site for many years, resulting in a robust dataset. This made the Building 100 Area an ideal candidate for an optimization evaluation, which was performed in 2018, 2020, and 2022, and was updated in 2024 as part of this report.

The MAROS software tool developed by the U.S. Air Force Center for Environmental Excellence was identified as the quantitative assessment tool of choice for groundwater monitoring optimization at the Pinellas County site (AFCEE 2004). As required by the model, the overall sampling period selected for MAROS analysis was January 2000 to March 2024. The recent data period was set to January 2016 to March 2024.

The 2018 MAROS evaluation was first presented in the January 2019 Building 100 semiannual progress report. The optimized plan, which significantly reduced the number of samples collected every 2 years, was approved by FDEP on January 25, 2019.

For the MAROS analysis, the groundwater plume was divided into three layers corresponding to the screened intervals within the monitoring wells. Layer 1 represents the shallow surficial aquifer (generally screened from 10 to 20 feet below land surface), layer 2 represents the intermediate surficial aquifer (generally screened from 20 to 30 feet below land surface), and layer 3 represents the deep surficial aquifer (generally screened from 30 to 40 feet below land surface).

MAROS calculated a recommended sampling frequency for each contaminant of concern (COC) for each monitoring well. Then, for each monitoring well, it was determined which individual COC had the shortest sampling frequency, and that frequency was selected as the new recommended sampling frequency for that well. Appendix F presents detailed results of the optimization modeling.

The MAROS recommendations were considered in conjunction with current site conditions and site hydrogeology, such as groundwater flow velocity. This resulted in modifying the MAROS-recommended sampling frequencies as follows:

- Wells recommended for quarterly sampling will instead be sampled semiannually based on the overall low groundwater flow velocity (typically 3–5 feet per year) that has been observed at the site for many years.
- All 12-0574 and 12-0575 wells will be sampled semiannually because these wells monitor the distal end of the south plume. The model recommended that some of these wells be sampled annually or biennially.
- Selected monitoring wells inside Building 100 will be sampled annually in accordance with the protective measures described in the work plan provided in Appendix A. Four additional

indoor wells that have not been sampled in several years will be sampled in March 2025 to refine the interpreted plume footprint.

- Wells recommended for a change from biennial to annual sampling based on elevated VC detections in February–March 2024, when prior sampling events had no detections of VC, will continue to be sampled biennially.
- All 12-0577 wells will be sampled semiannually as one of these wells had CTL exceedances for the first time in March 2024.

The new sampling plan increases the number of groundwater samples collected from 196 to 210 during the next 2-year period and is presented in Table 1. The plan lists when each well will be sampled during the next four semiannual events from September 2024 through March 2026. The new sampling plan consists of sampling a total of 89 monitoring wells at the following frequencies:

- 22 wells semiannually
- 61 wells annually
- 6 wells biennially

9.0 Well Inspection Results

During the February–March 2024 sampling event, all accessible monitoring wells were inspected for integrity and security. Security items such as caps, bolts, padlocks, and identification labels were replaced or refreshed as needed. No wells were observed to be damaged or breeched.

New protective, bolt-down manholes were installed at monitoring wells 12-0569 and 12-0570 to increase security because the original vault boxes were rusting.

10.0 Upcoming Activities

The following activities are planned for June 2024 through May 2025:

- Semiannual groundwater monitoring, including static water-level measurements, will be conducted in September 2024
- Annual groundwater monitoring, including static water-level measurements, will be conducted in March 2025

11.0 References

AFCEE (Air Force Center for Engineering and Environment), 2004. *Monitoring and Remediation Optimization System (MAROS) Software User's Guide*, *Version 2.2,* October.

AFCEE (Air Force Center for Engineering and Environment), 2006. *Long-Term Monitoring Optimization Guide, Version 1.2,* November.

DOE (U.S. Department of Energy), 2003. *Young - Rainey STAR Center, Pinellas Environmental Restoration Project, Historical Review and Evaluation of Contaminants of Potential Concern*, GJO-2002-359-TAC, February.

DOE (U.S. Department of Energy), 2012. *Pinellas County, Florida, Site, Building 100 Area Site Assessment Report*, LMS/PIN/N01747, Office of Legacy Management, August.

DOE (U.S. Department of Energy), 2014. *Interim Corrective Measure Work Plan for Source and Plume Treatment at the Building 100 Area*, LMS/PIN/N01868, Office of Legacy Management, October.

DOE (U.S. Department of Energy), 2016. *Addendum to the Interim Corrective Measure Work Plan for Source and Plume Treatment at the Building 100 Area*, LMS/PIN/N02121, Office of Legacy Management, September.

DOE (U.S. Department of Energy), 2019. *Pinellas County, Florida, Site, Second Addendum to the Interim Corrective Measure Work Plan for Source and Plume Treatment at the Building 100 Area*, LMS/PIN/N02301, Office of Legacy Management, July.

DOE (U.S. Department of Energy), 2022. *Environmental Monitoring Annual Progress Report for the Building 100 Area at the Young - Rainey STAR Center June 2022 Through May 2023*, LMS/PIN/40817, Office of Legacy Management, July.

EPA (U.S. Environmental Protection Agency), 1988. *RCRA Facility Assessment, Department of Energy—FL6 890 090 008*, June.

EPA (U.S. Environmental Protection Agency), 2004. *Demonstration of Two Long-Term Groundwater Monitoring Optimization Approaches*, EPA 542-R-04-001a, Office of Solid Waste and Emergency Response, September.

EPA (U.S. Environmental Protection Agency), 2015. *Test Methods for Evaluating Solid Waste, Physical/Chemical Methods*, "Volatile Organic Compounds by Gas Chromatography/Mass Spectrometry (GC/MS)," EPA publication SW-846, 3rd edition, Final Updates I–V.

EPA (U.S. Environmental Protection Agency) and USACE (U.S. Army Corps of Engineers), 2005. *Road Map to Long-Term Monitoring Optimization,* EPA 542-R-05-003, https://www.epa.gov/sites/default/files/2015-08/documents/roadmap_ltmo_542-r-05-003.pdf, accessed June 5, 2024.

FAC 62-160. "Quality Assurance," *Florida Administrative Code*.

FAC 62-550. "Drinking Water Standards, Monitoring, and Reporting," *Florida Administrative Code*.

FAC 62-777. "Contaminant Cleanup Target Levels," *Florida Administrative Code*.

FAC 62-780. "Contaminated Site Cleanup Criteria," *Florida Administrative Code*.

NAVFAC (Naval Facilities Engineering Systems Command), 2012. *Guidance for Optimizing Remedial Action Operation (RA-O)*, UG-NAVFAC EXWC-EV-1301, November, https://frtr.gov/matrix/documents/Free-Product-Recovery/2012-Guidance-for-Optimizing-Remedial-Action-Operation.pdf, accessed June 11, 2024.

Ridley, M. and D. MacQueen, 2005. "Cost-Effective Sampling of Groundwater Monitoring Wells: A Data Review & Well Frequency Evaluation," proceedings of the 2005 World Water and Environmental Resources Congress, May 15 through May 19, 2005, Anchorage, Alaska, sponsored by Environmental and Water Resources Institute of the American Society of Civil Engineers.

Sampling and Analysis Plan for U.S. Department of Energy Office of Legacy Management Sites, LMS/PRO/S04351, continually updated, prepared by the LMS contractor for the U.S. Department of Energy Office of Legacy Management.

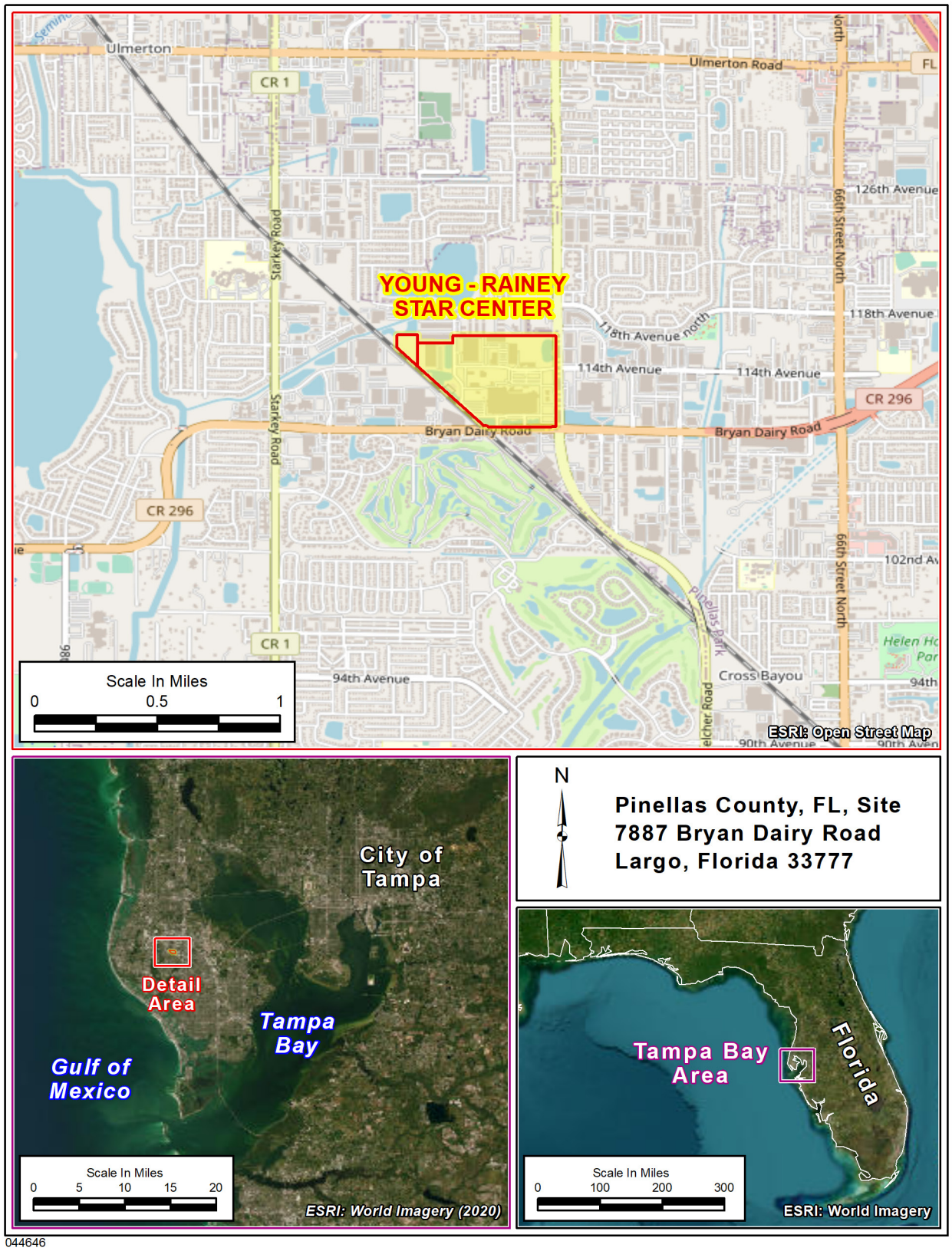

Figure 1. Young - Rainey STAR Center Location

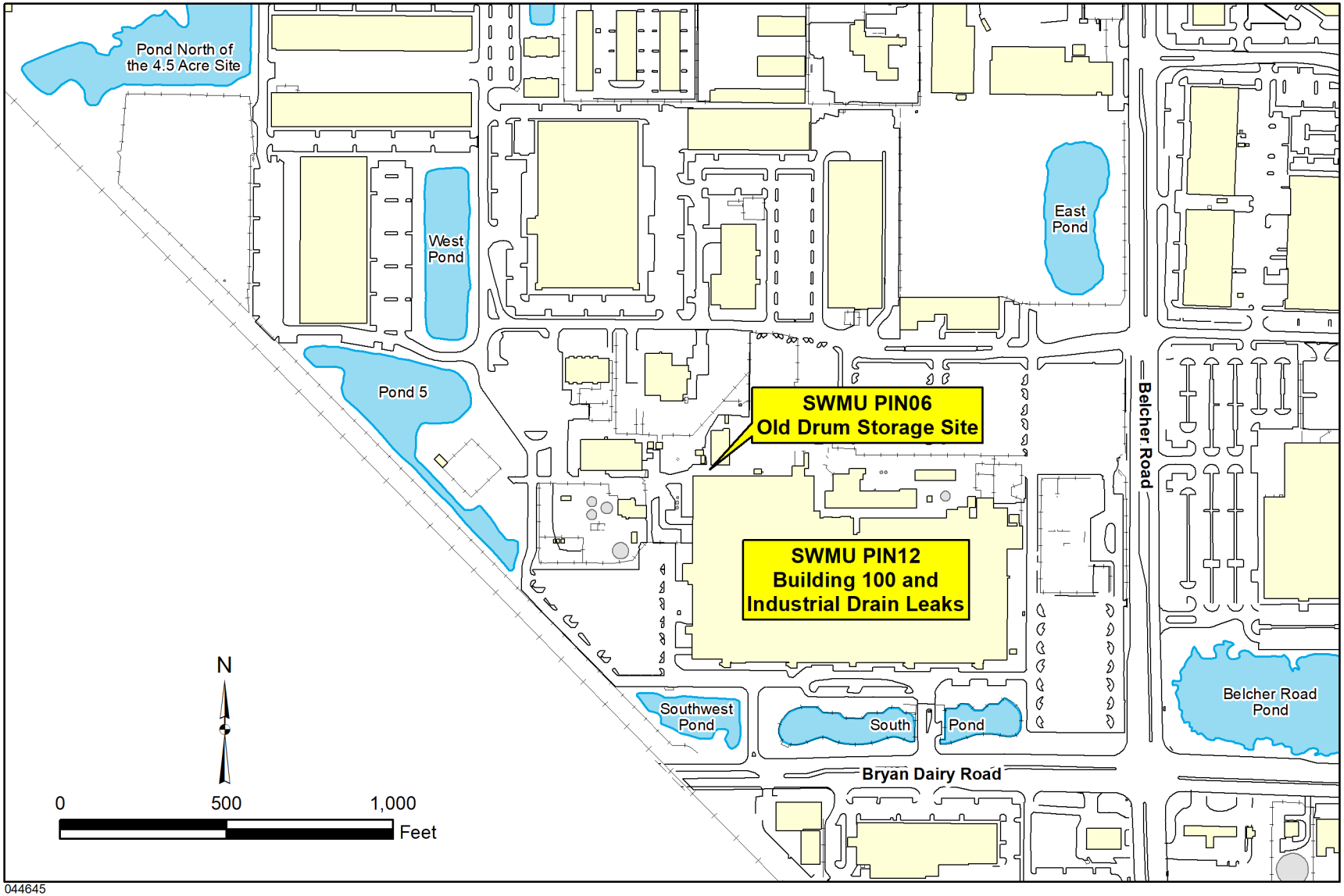

044645

Figure 2. Location of STAR Center SWMUs

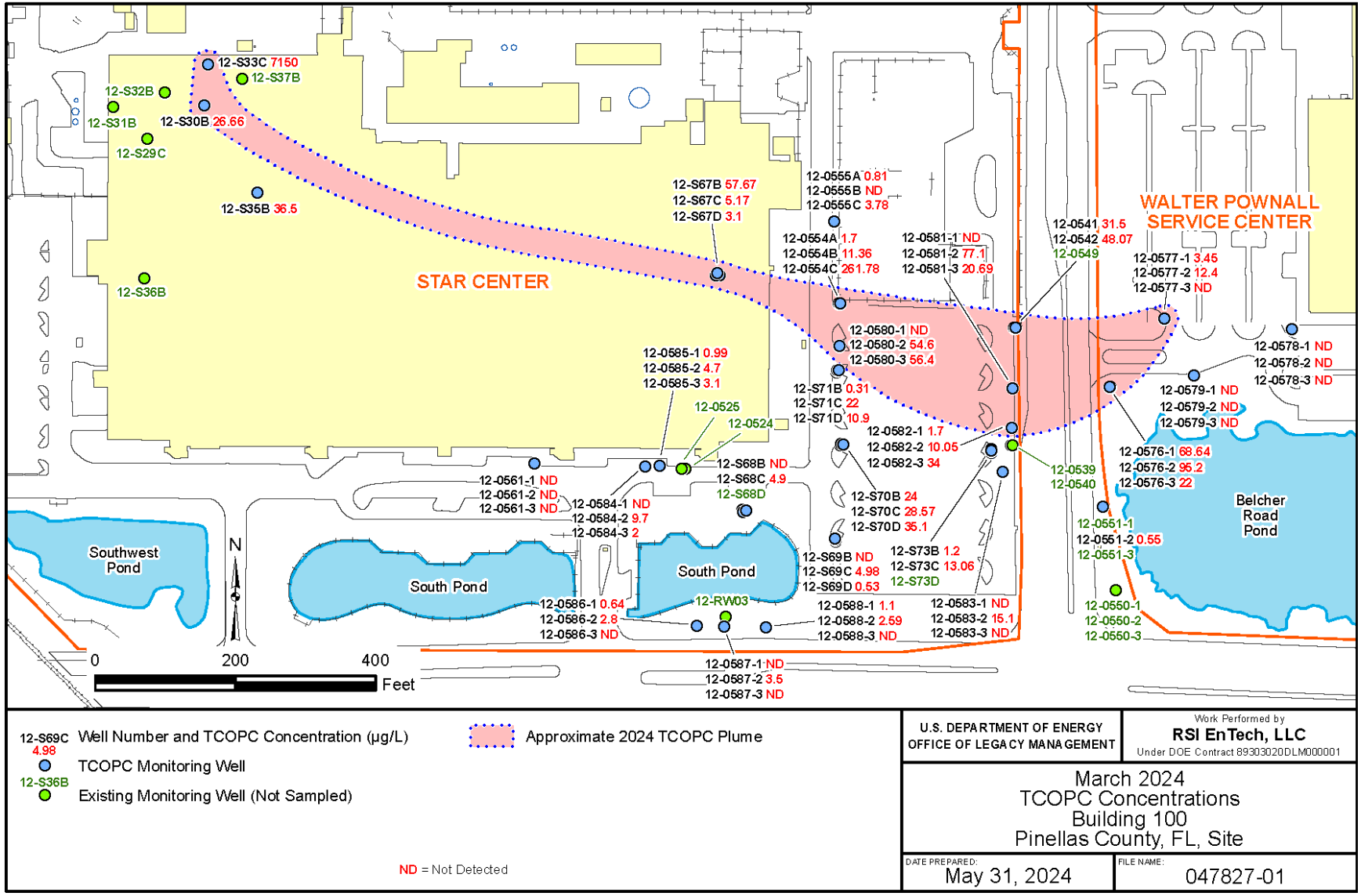

Figure 3. Building 100 Area TCOPC Concentrations, February–March 2024

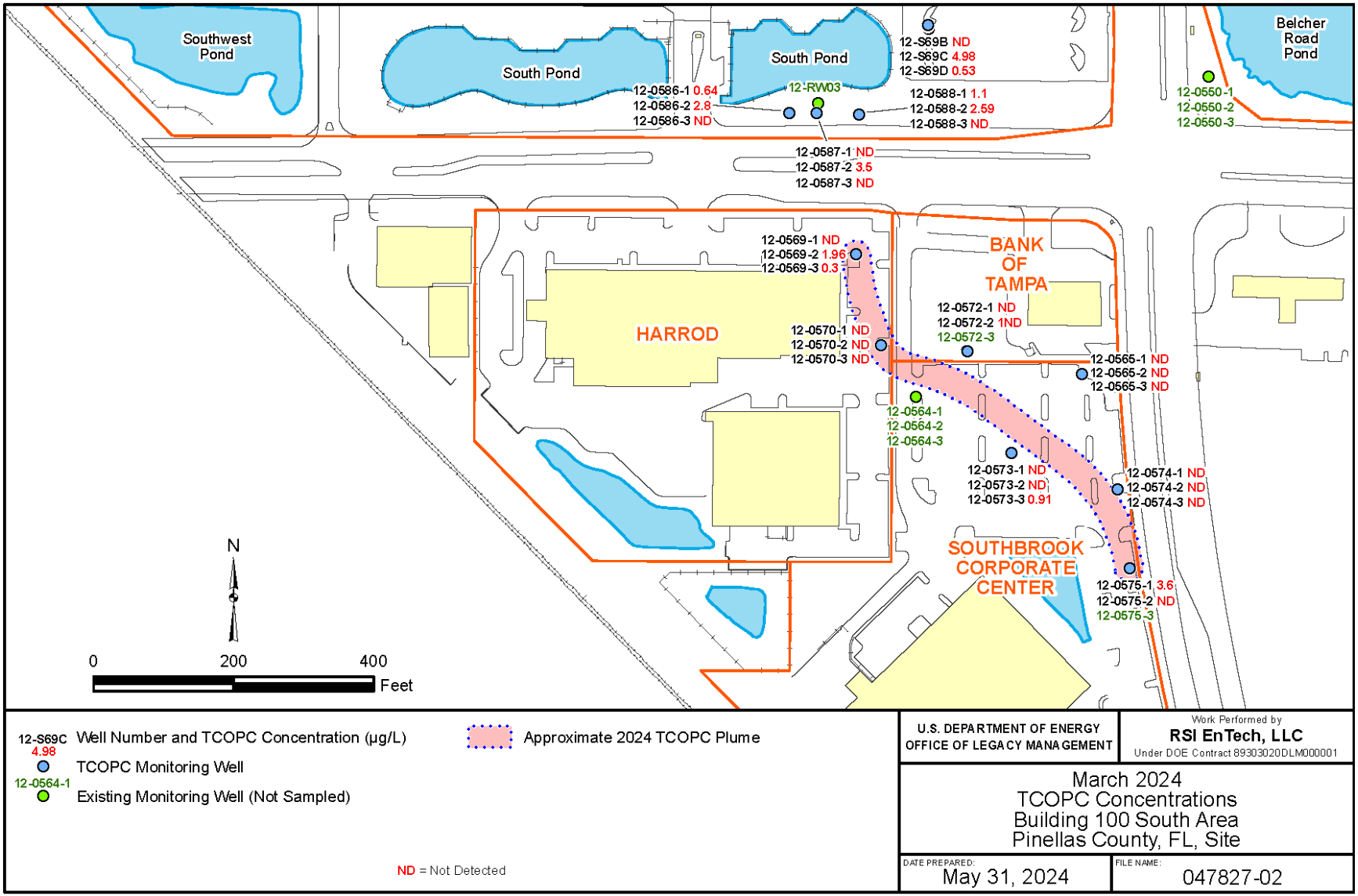

Figure 4. Building 100 Area South TCOPC Concentrations, February–March 2024

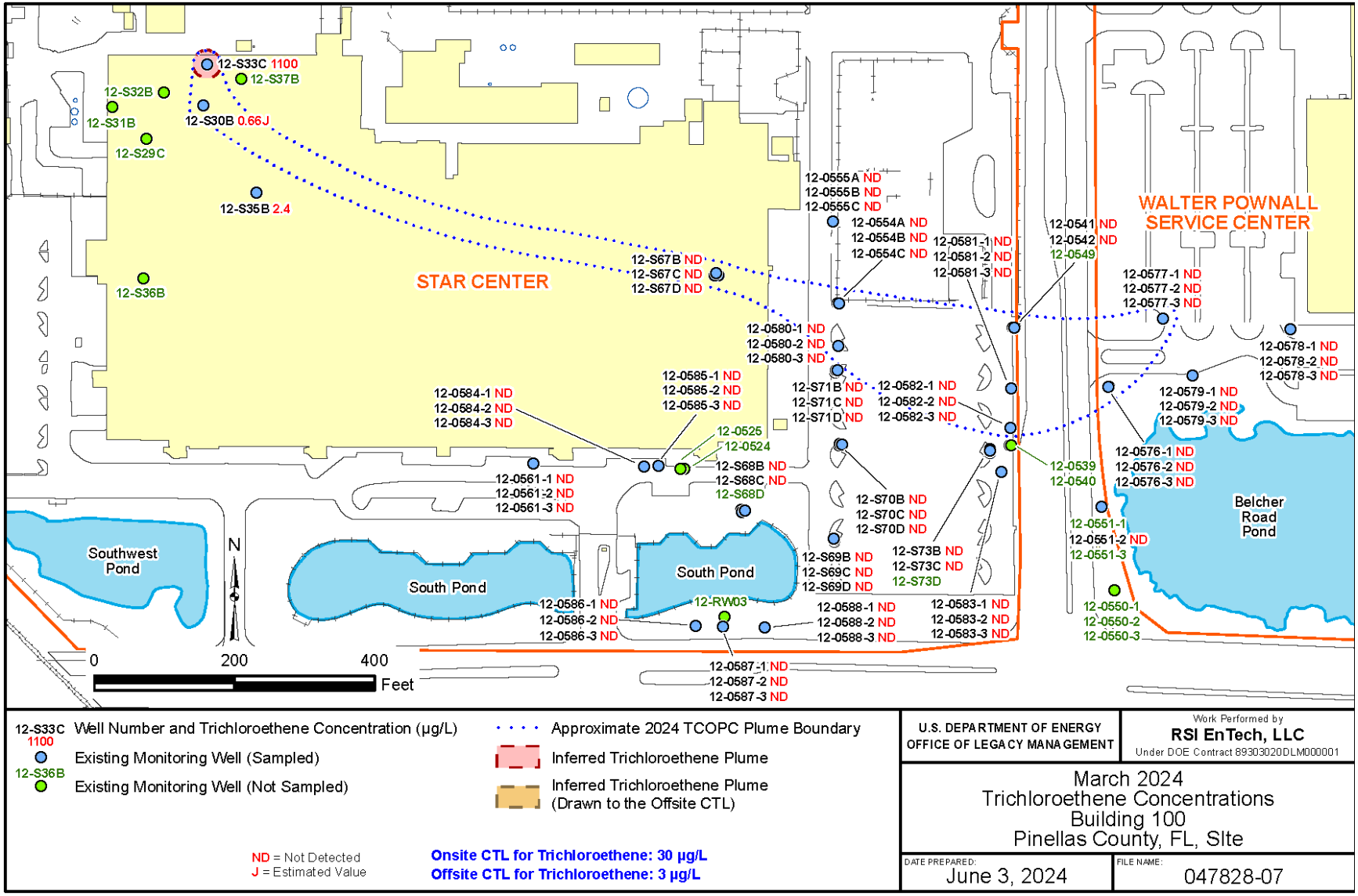

Figure 5. Building 100 Area TCE Concentrations, February–March 2024

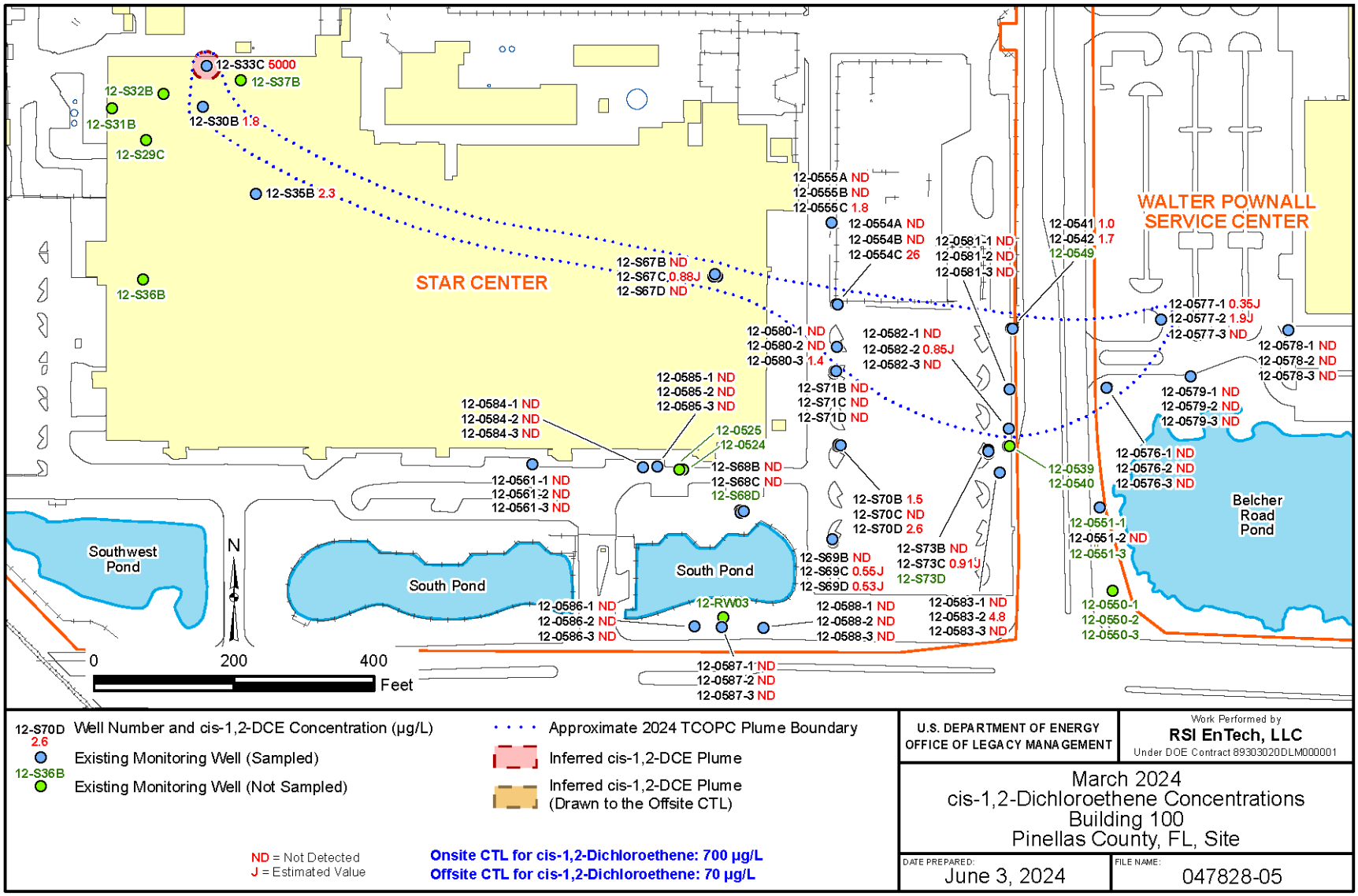

Figure 6. Building 100 Area cDCE Concentrations, February–March 2024

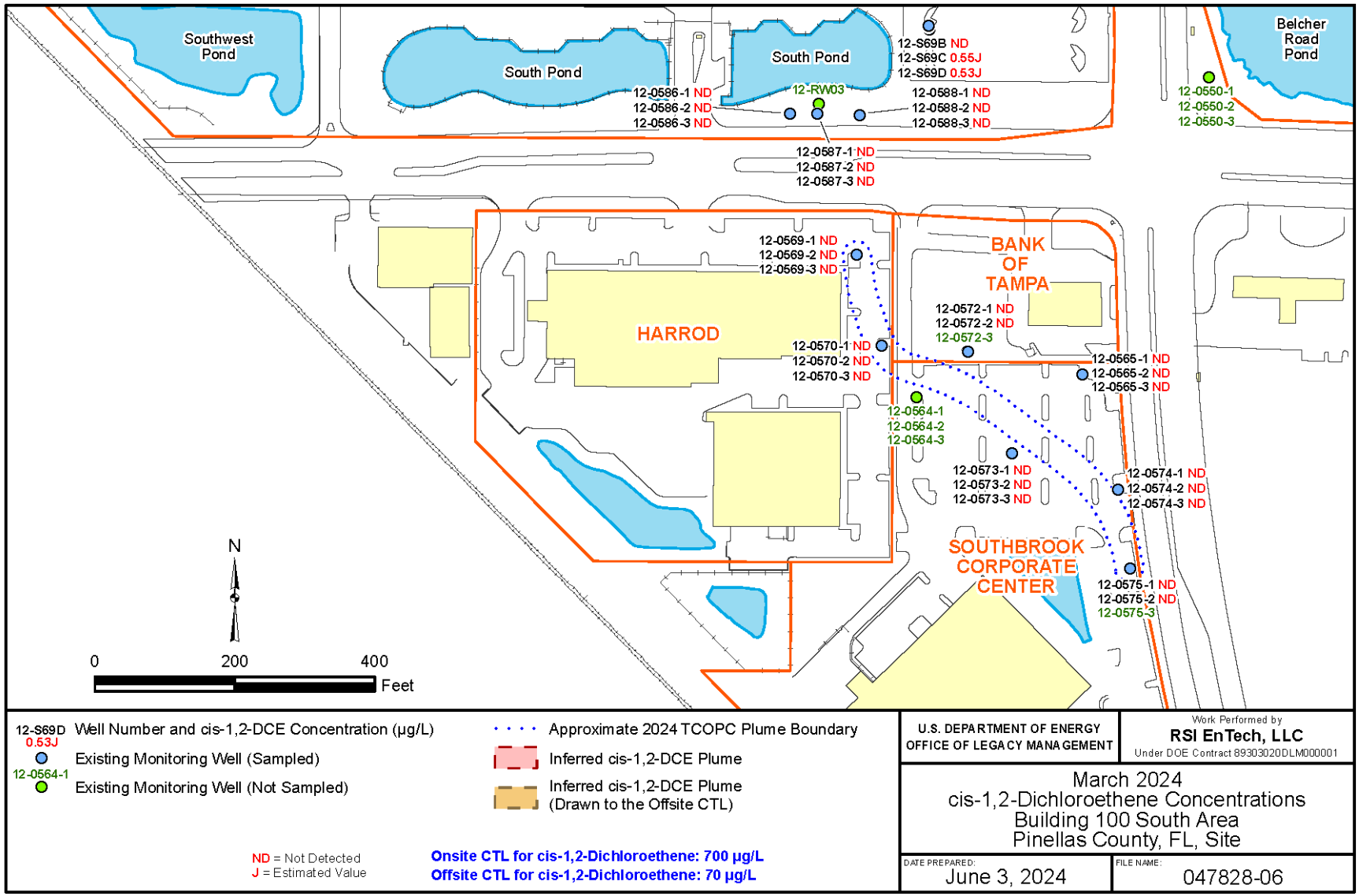

Figure 7. Building 100 Area South cDCE Concentrations, February–March 2024

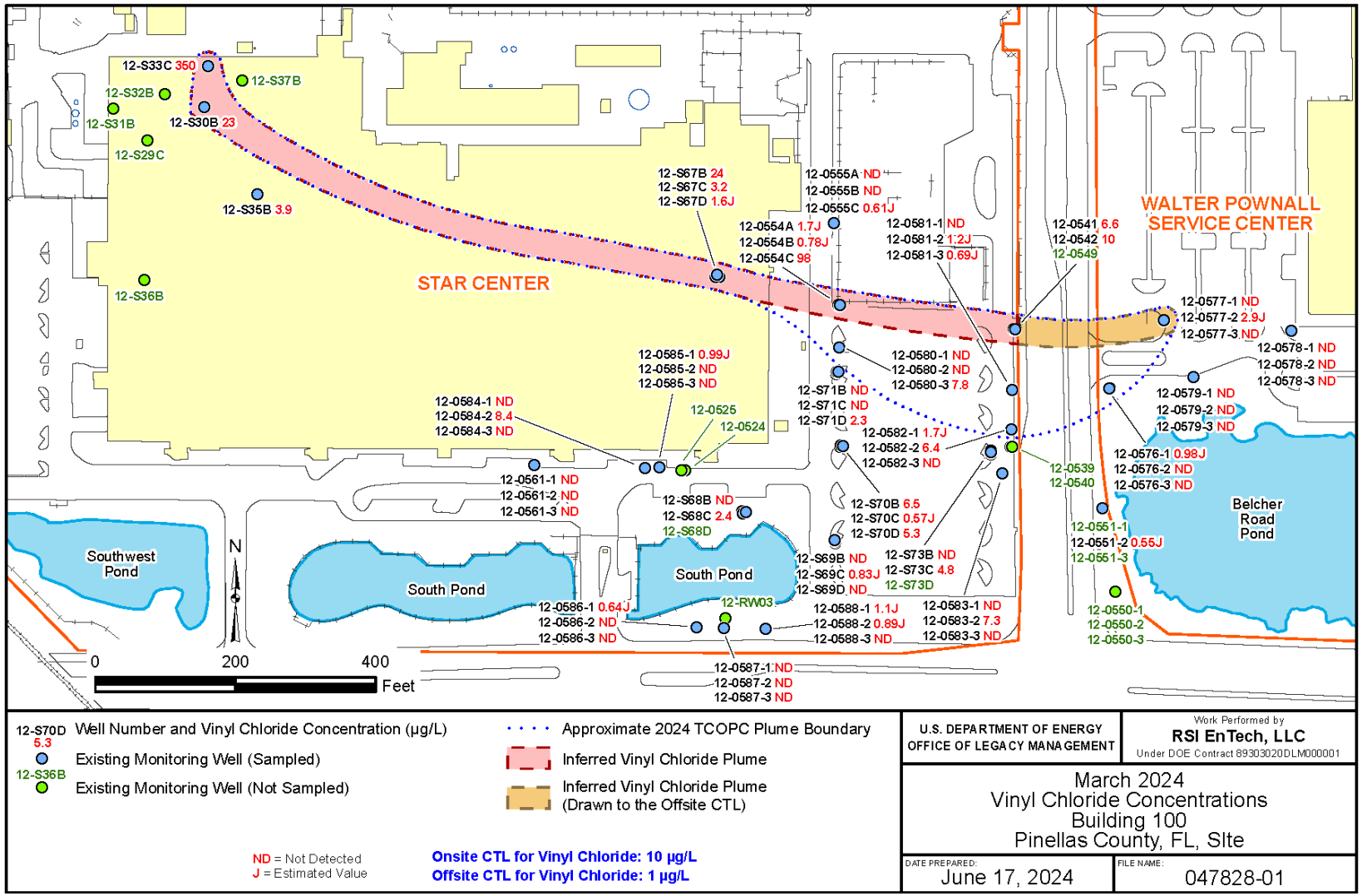

Figure 8. Building 100 Area VC Concentrations, February–March 2024

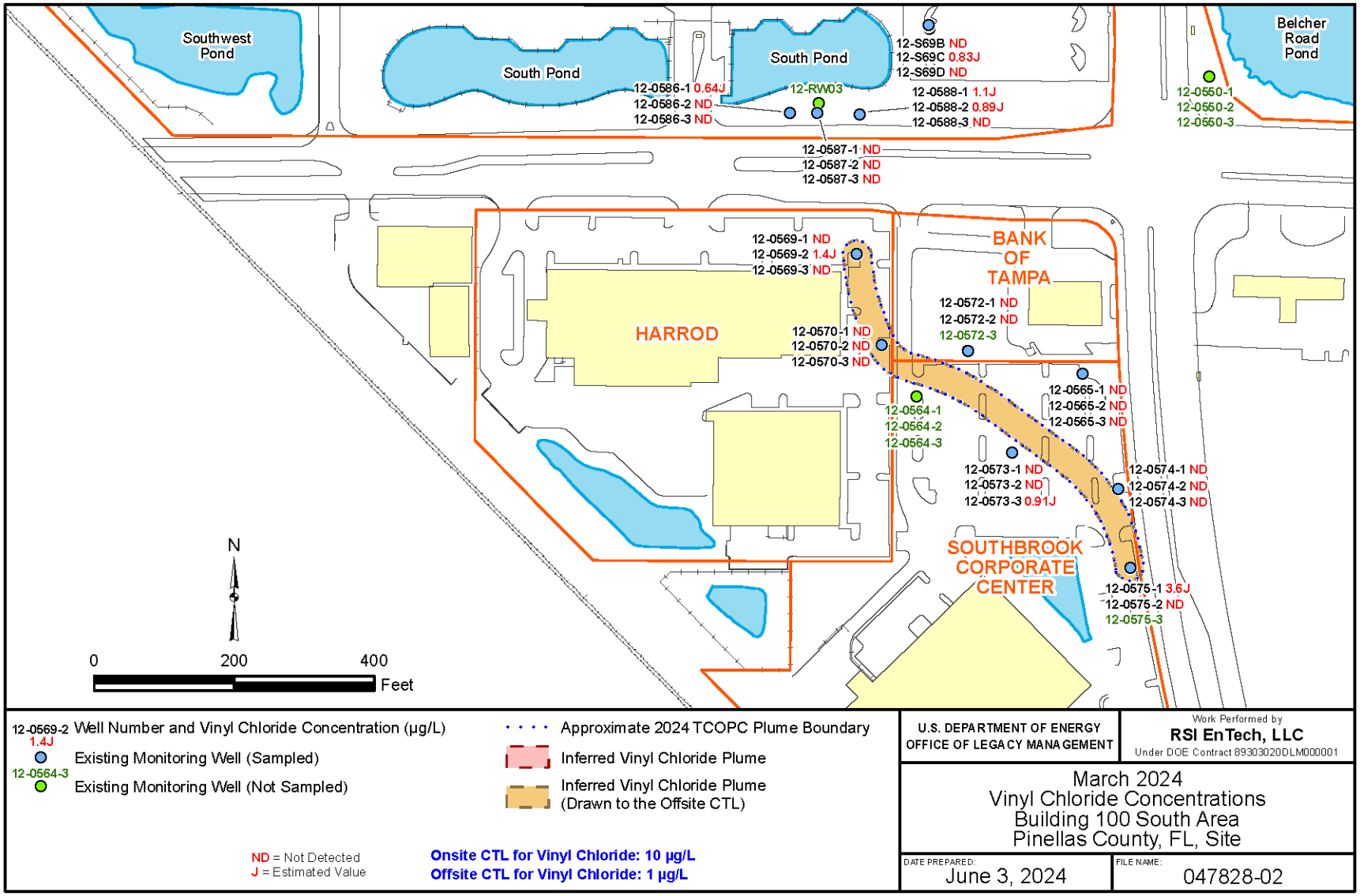

Figure 9. Building 100 Area South VC Concentrations, February–March 2024

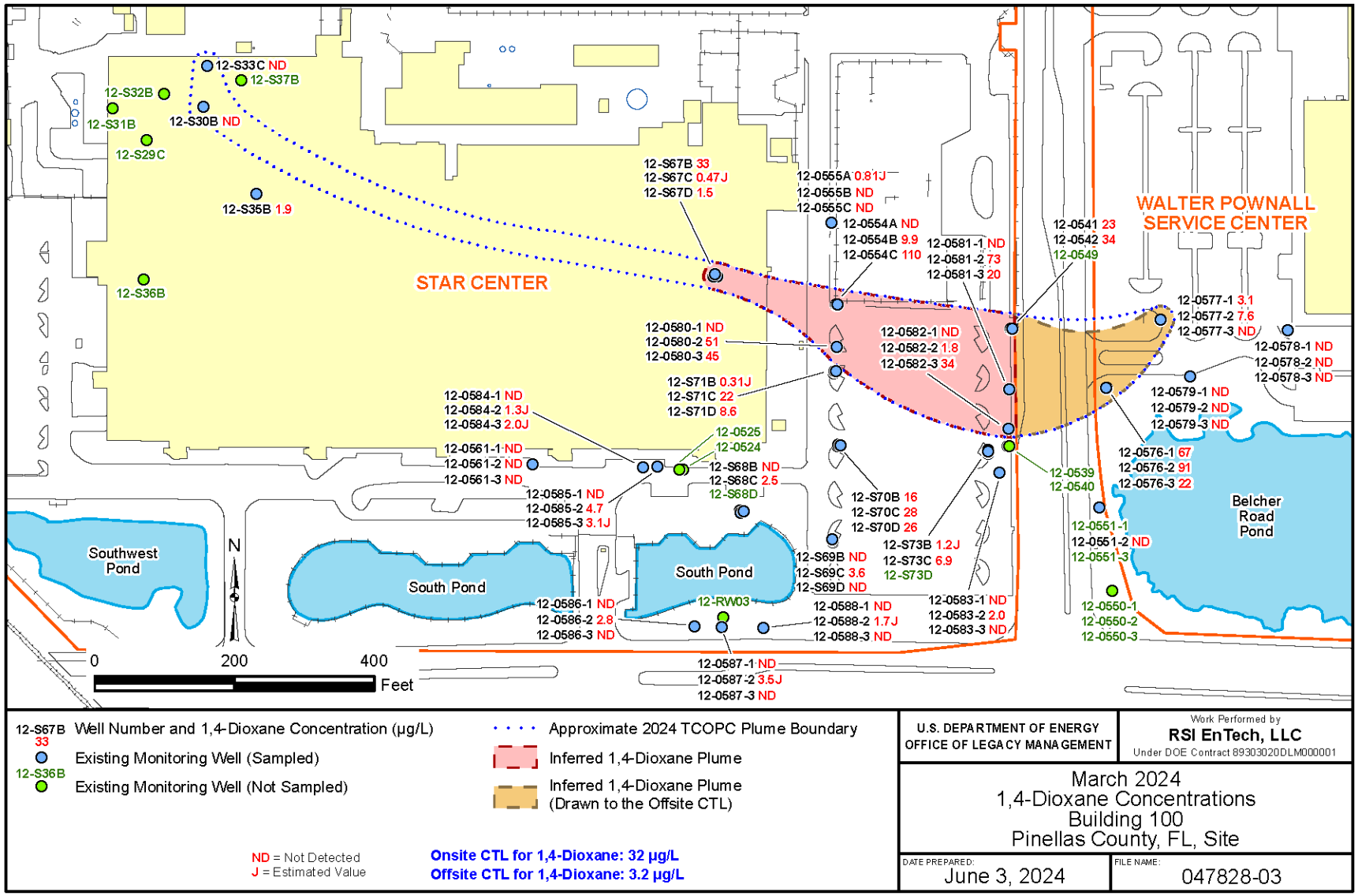

Figure 10. Building 100 Area Dioxane Concentrations, February–March 2024

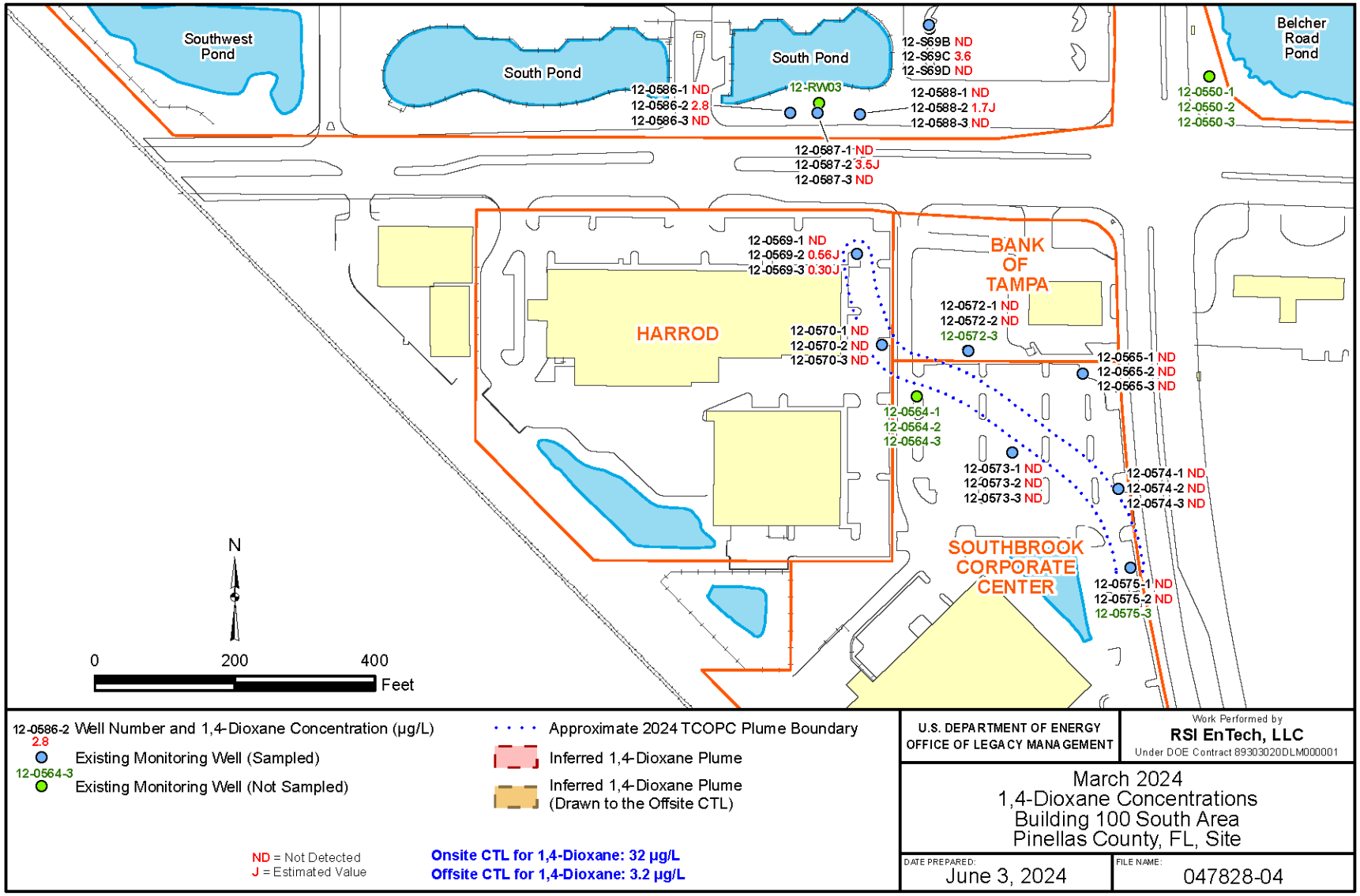

Figure 11. Building 100 Area South Dioxane Concentrations, February–March 2024

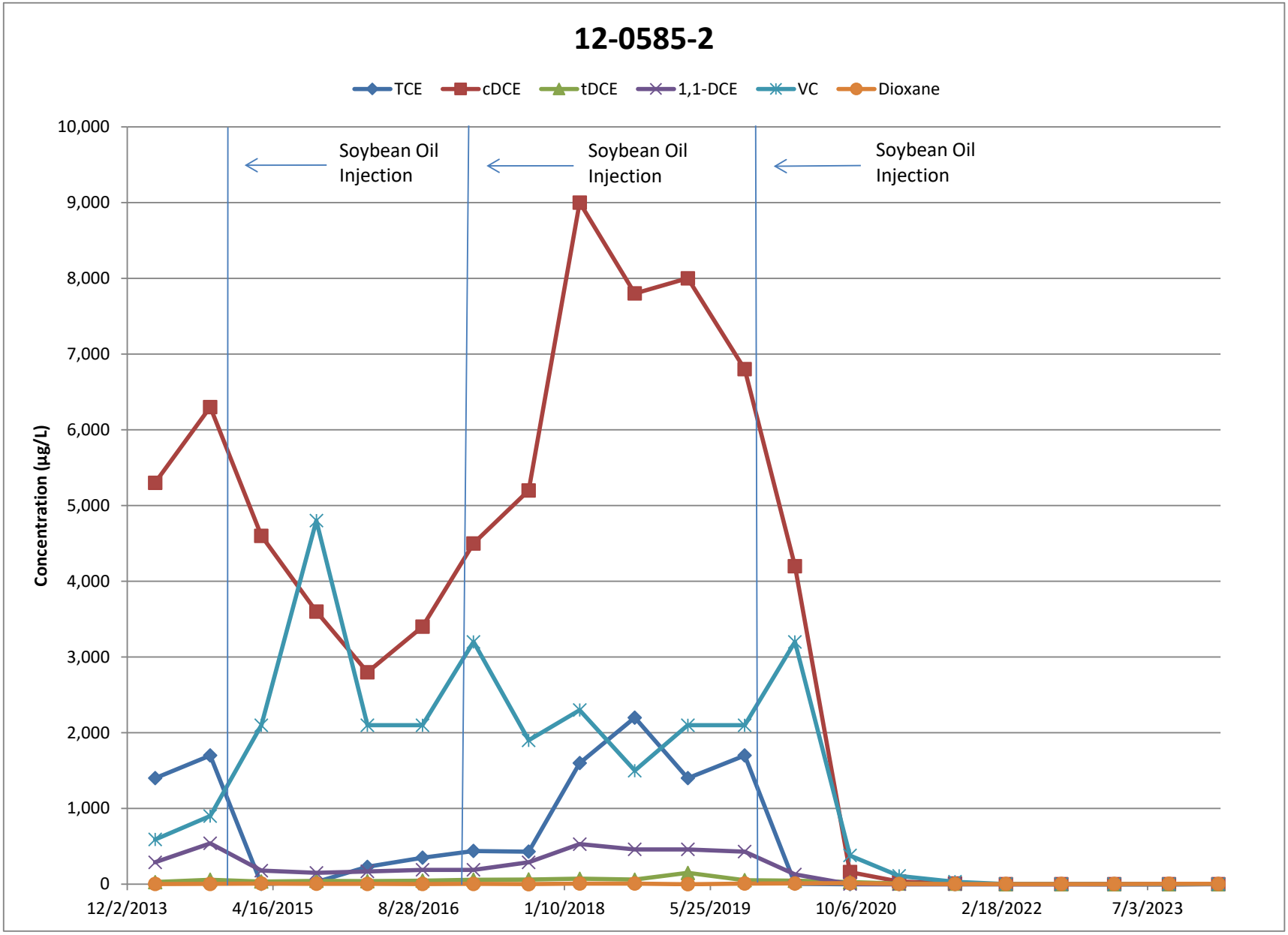

Figure 12. COPC Trends in Well 12-0585-2

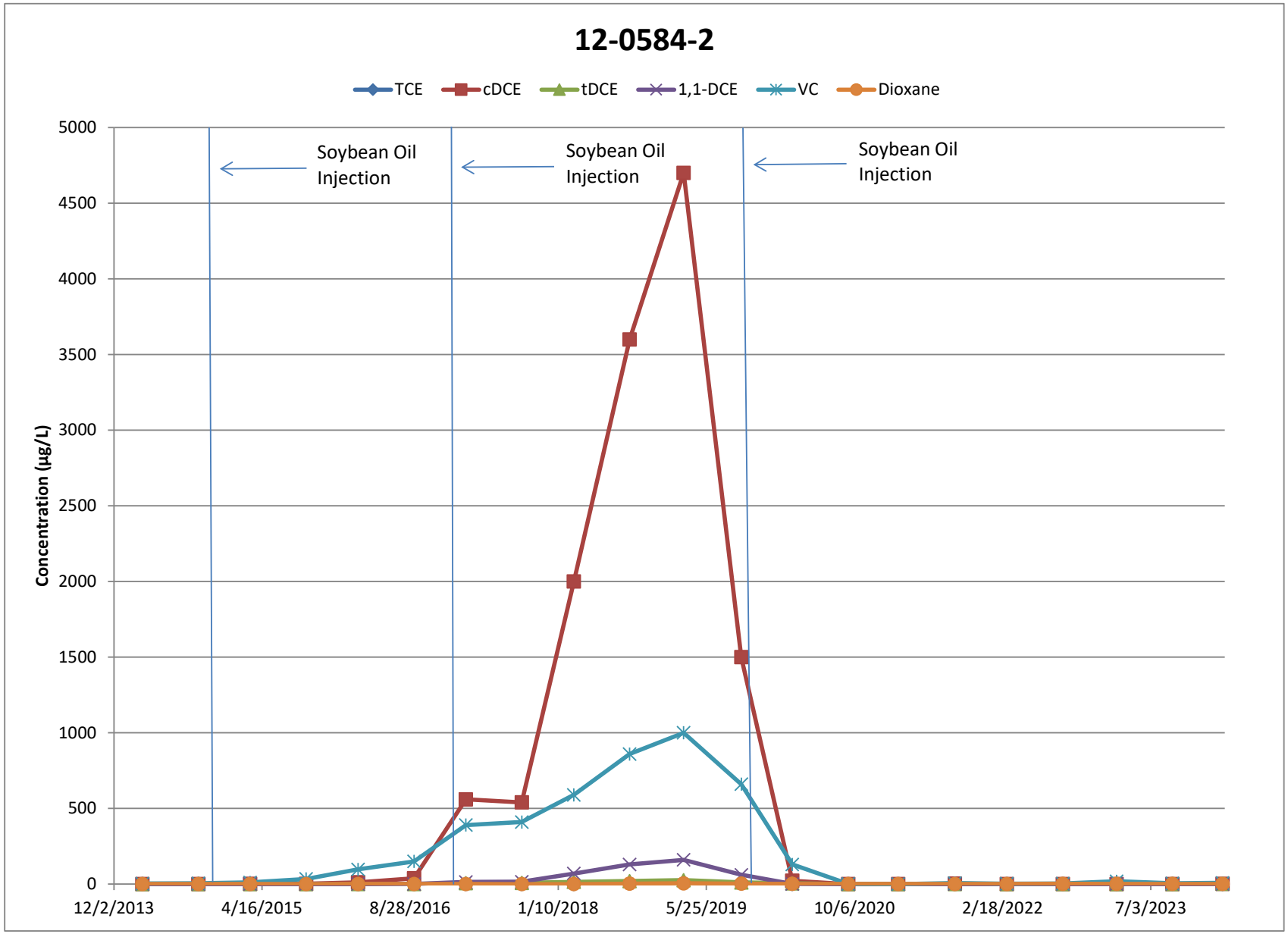

Figure 13. COPC Trends in Well 12-0584-2

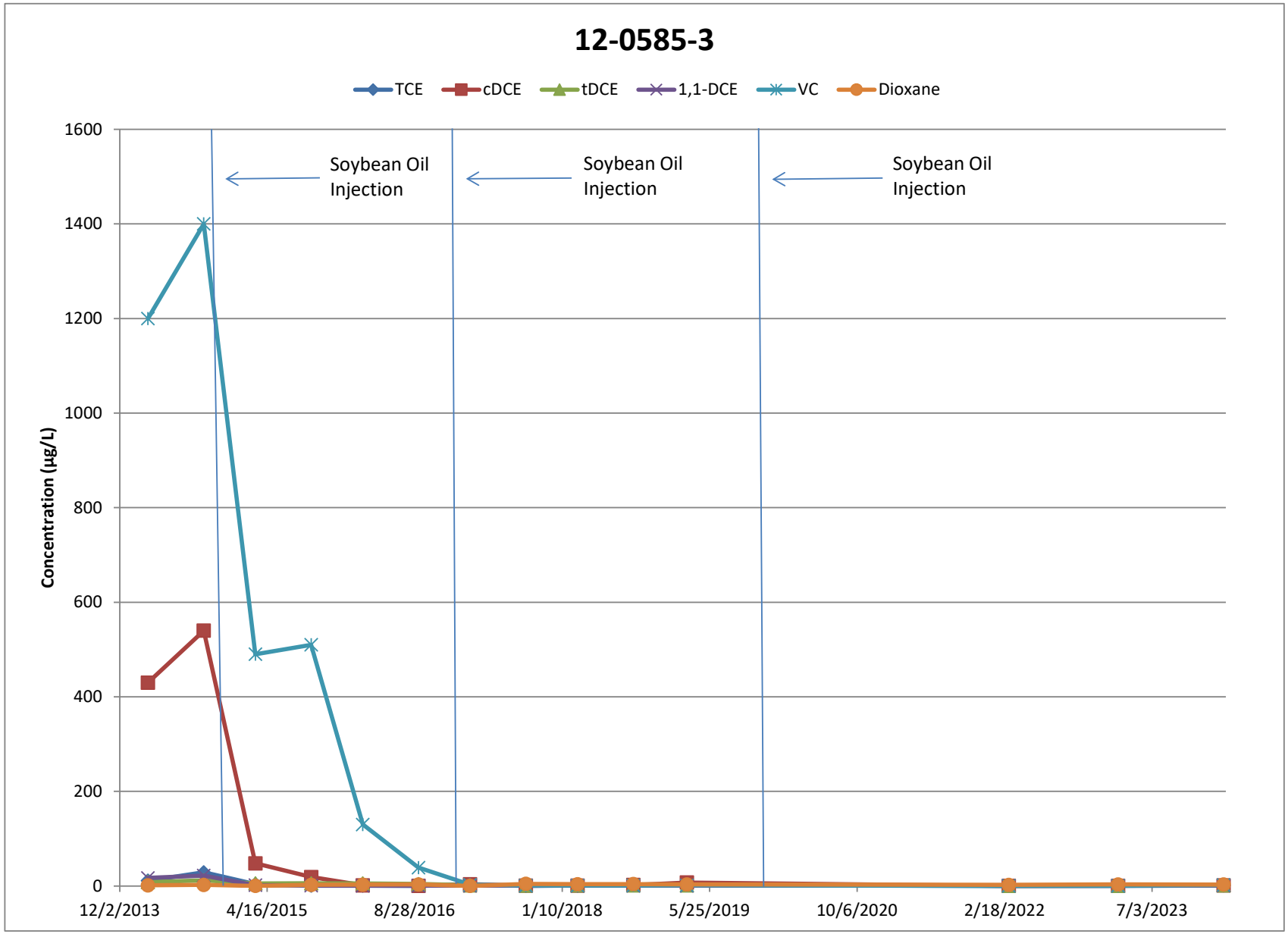

Figure 14. COPC Trends in Well 12-0585-3

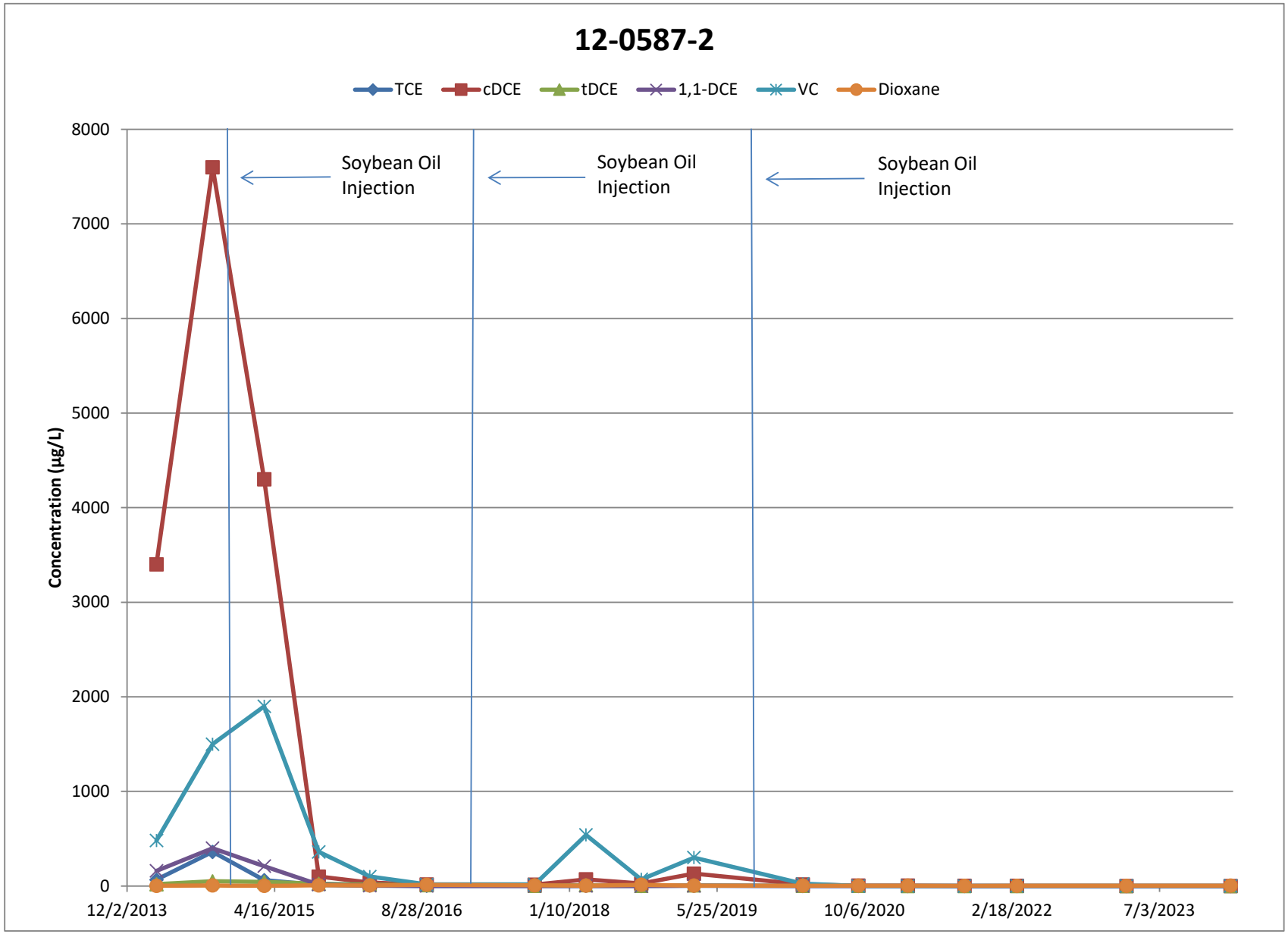

Figure 15. COPC Trends in Well 12-0587-2

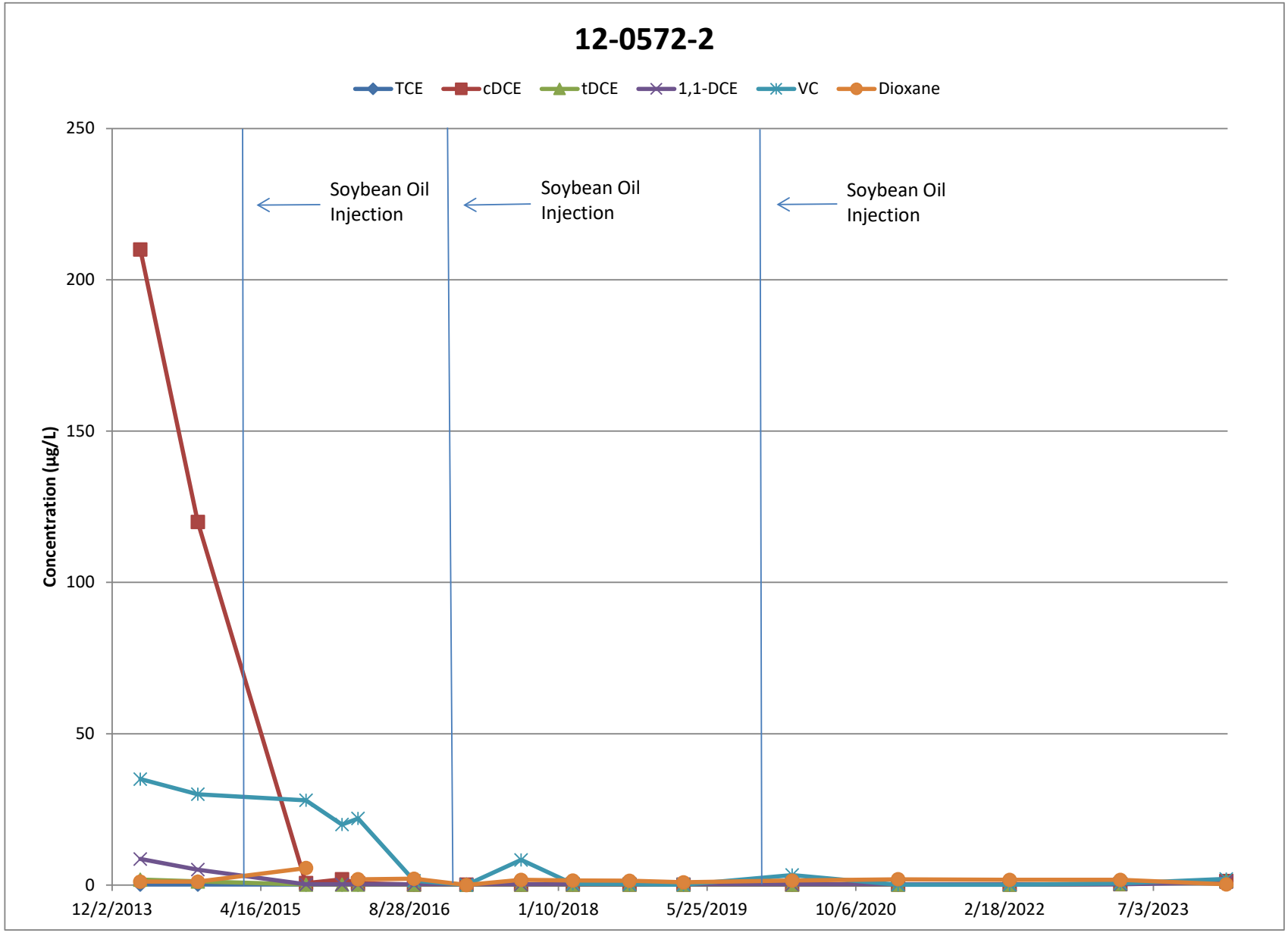

Figure 16. COPC Trends in Well 12-0572-2

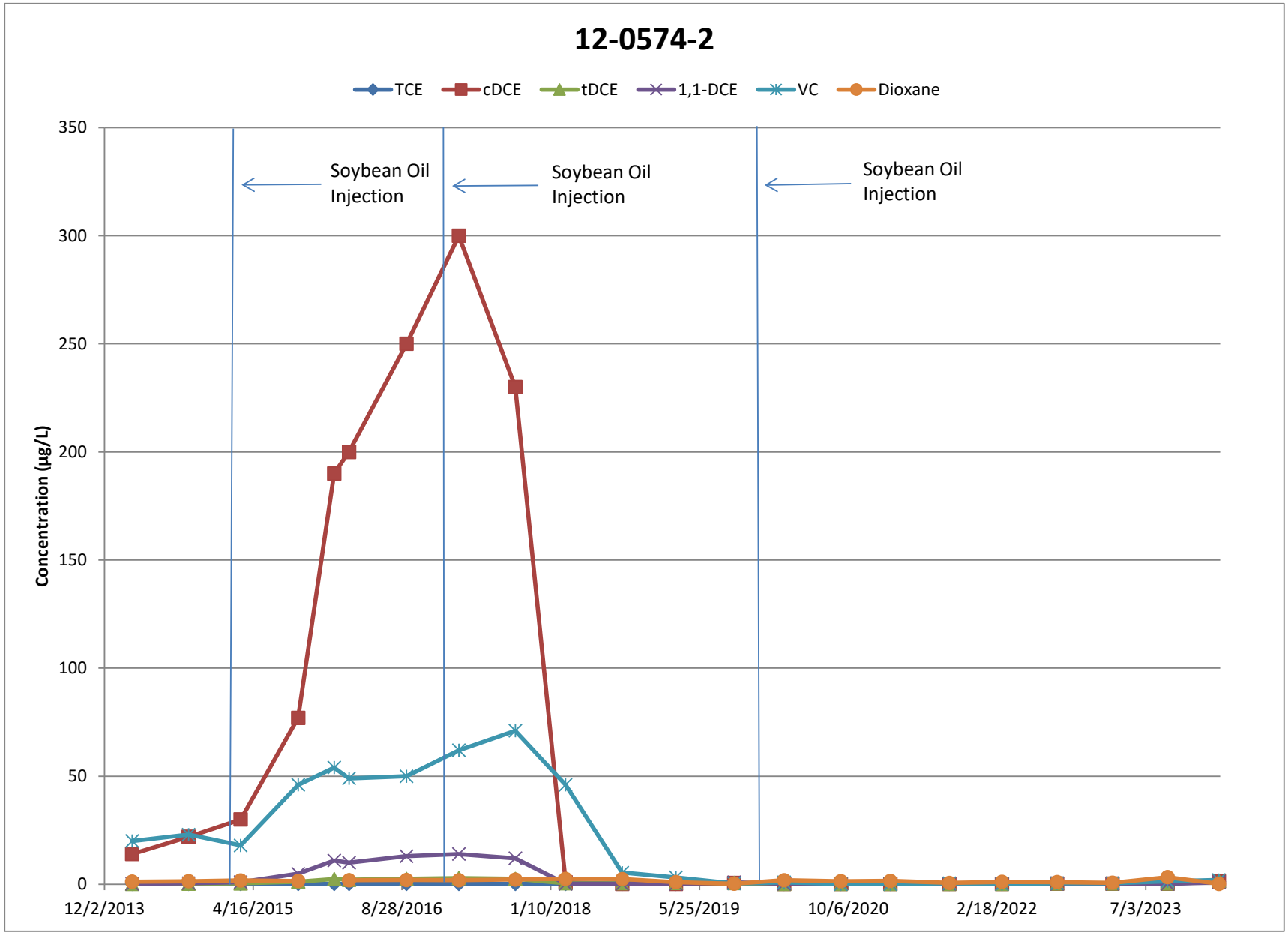

Figure 17. COPC Trends in Well 12-0574-2

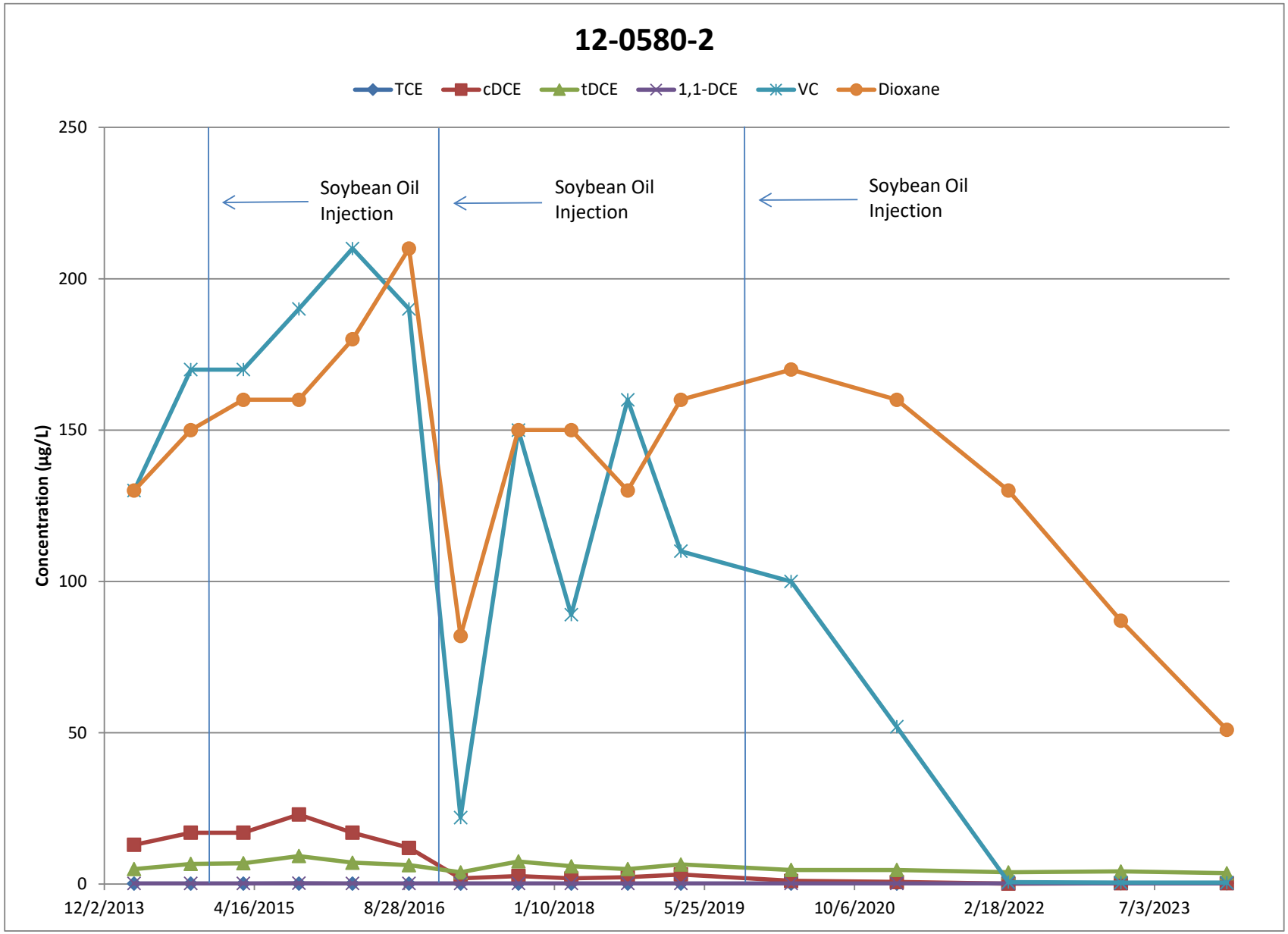

Figure 18. COPC Trends in Well 12-0580-2

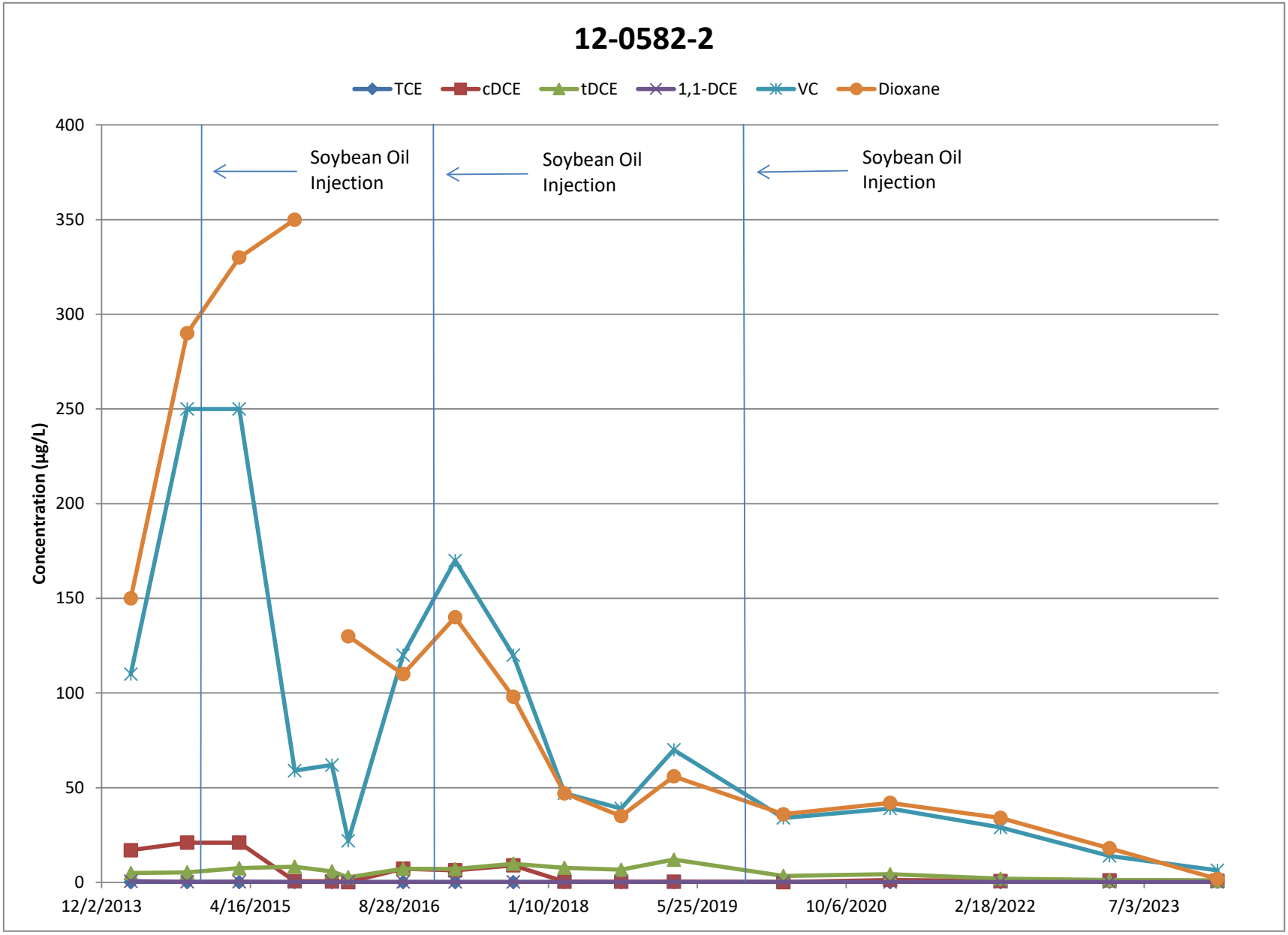

Figure 19. COPC Trends in Well 12-0582-2

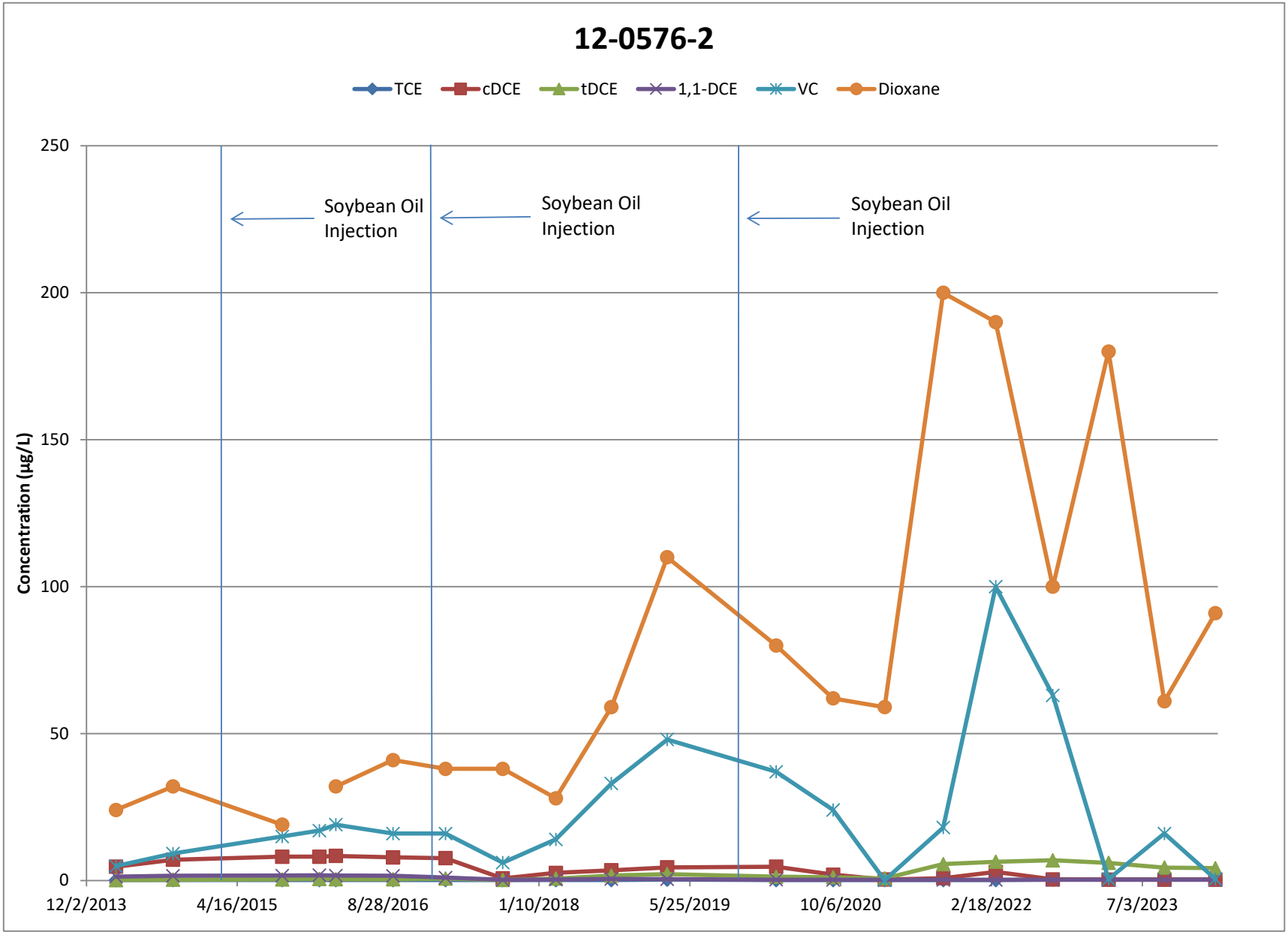

Figure 20. COPC Trends in Well 12-0576-2

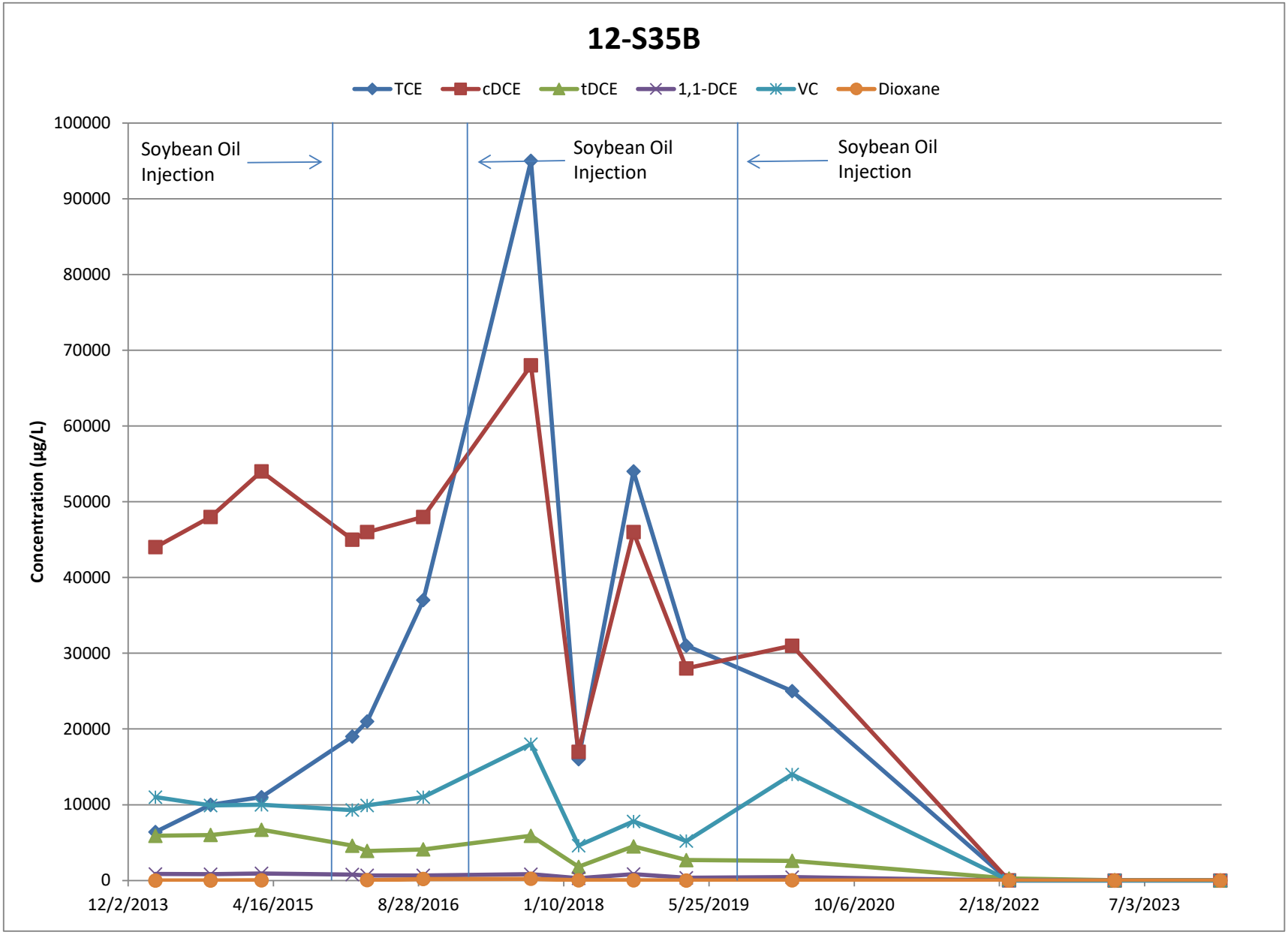

Figure 21. COPC Trends in Well 12-S35B

Table 1. Building 100 Optimized Groundwater Sampling Plan, September 2024–March 2026

Monitoring Well ID (PIN12-)	Sampling Sept 2024	Sampling March 2025	Sampling Sept 2025	Sampling March 2026
Layer 1: Generally screened from 10–20 ft bls				
0541	X	X	X	X
0554A		X		X
0555A		X		X
0561-1				X
0565-1		X		X
0569-1		X		X
0570-1		X		X
0572-1		X		X
0573-1		X		X
0574-1	X	X	X	X
0575-1	X	X	X	X
0576-1	X	X	X	X
0577-1	X	X	X	X
0578-1				X
0579-1				X
0580-1	X	X	X	X
0581-1		X		X
0582-1		X		X
0583-1		X		X
0584-1		X		X
0585-1	X	X	X	X
0586-1		X		X
0587-1				X
0588-1		X		X
S30B		X		X
S31B		X		
S32B		X		
S35B		X		X
S36B		X		
S37B		X		
S67B		X		X
S68B		X		X
S69B				X
S70B	X	X	X	X
S71B		X		X
S73B		X		X
Layer 2: Generally screened from 20–30 feet ft bls				
0542	X	X	X	X
0551-2		X		X
0554B	X	X	X	X
0555B		X		X
0561-2		X		X
0565-2				X
0569-2		X		X

Table 1. Building 100 Optimized Groundwater Sampling Plan, September 2024–March 2026 (continued)

Monitoring Well ID (PIN12-)	Sampling Sept 2024	Sampling March 2025	Sampling Sept 2025	Sampling March 2026
Layer 2: Generally screened from 20–30 ft bls (continued)				
0570-2		X		X
0572-2		X		X
0573-2		X		X
0574-2	X	X	X	X
0575-2	X	X	X	X
0576-2	X	X	X	X
0577-2	X	X	X	X
0578-2				X
0579-2		X		X
0580-2		X		X
0581-2	X	X	X	X
0582-2		X		X
0583-2		X		X
0584-2		X		X
0585-2		X		X
0586-2		X		X
0587-2		X		X
0588-2		X		X
S33C		X		X
S67C		X		X
S68C		X		X
S69C		X		X
S70C	X	X	X	X
S71C		X		X
S73C		X		X
Layer 3: Generally screened from 30–40 ft bls				
0554C	X	X	X	X
0555C		X		X
0561-3				X
0565-3				X
0569-3		X		X
0570-3		X		X
0573-3		X		X
0574-3	X	X	X	X
0576-3	X	X	X	X
0577-3	X	X	X	X
0578-3		X		X

Table 1. Building 100 Optimized Groundwater Sampling Plan, September 2024–March 2026 (continued)

Monitoring Well ID (PIN12-)	Sampling Sept 2024	Sampling March 2025	Sampling Sept 2025	Sampling March 2026
Layer 3: Generally screened from 30–40 ft bls (continued)				
0579-3				X
0580-3		X		X
0581-3	X	X	X	X
0582-3	X	X	X	X
0583-3		X		X
0584-3		X		X
0585-3		X		X
0586-3		X		X
0587-3		X		X
0588-3		X		X
S67D		X		X
S69D		X		X
S70D		X		X
S71D		X		X

Notes:
There is no permit-required due date for the annual report, but DOE typically submits the annual report to FDEP in August every year.
Sampling will be performed in accordance with FAC 62-160 except at monitoring wells impacted by recent bioinjection activities that prevent the measurement of some field parameters during purging. At these wells, samples will be collected when water level, turbidity, and purge volume criteria are met.
Number of wells sampled at each event:

- 22 in September 2024
- 83 in March 2025
- 22 in September 2025
- 89 in March 2026

Abbreviation:
ft bls = feet below land surface

Table 2. Groundwater Elevation Data at the STAR Center, September 2023 and February 2024

Groundwater Elevation Data, September 2023 and February 2024					
Location	Measurement		Water Depth (ft bls)	Groundwater Elevation (ft)	Measured Well Depth (ft bl toc)
	Date	Time			
PIN02					
PZ03	9/13/2023	9:15	4.30	14.54	--
PZ03	2/28/2024	15:00	3.64	15.2	11.4
PZ04	9/13/2023	9:05	2.76	14.58	--
PZ04	2/28/2024	9:41	2.30	15.04	11.43
PZ05	9/13/2023	8:51	2.41	14.82	--
PZ05	2/28/2024	9:52	3.58	13.65	--
PZ08	9/13/2023	9:40	3.72	13.82	--
PZ08	2/28/2024	10:31	3.43	14.11	11.5
PZ09	9/13/2023	9:54	3.41	13.73	--

Table 2. Groundwater Elevation Data at the STAR Center, September 2023 and February 2024 (continued)

Groundwater Elevation Data, September 2023 and February 2024					
Location	**Measurement**		**Water Depth (ft bls)**	**Groundwater Elevation (ft)**	**Measured Well Depth (ft bl toc)**
	Date	**Time**			
PZ09	2/28/2024	10:47	2.93	14.21	11.45
PZ10	9/13/2023	9:23	4.52	13.5	--
PZ10	2/28/2024	10:04	4.26	13.76	14.6
PZ11	9/13/2023	9:24	4.52	13.5	--
PZ11	2/28/2024	10:11	4.42	13.6	29.6
PIN12					
0524	2/28/2024	11:00	3.47	13.08	32.05
0525	2/28/2024	11:00	3.55	13.01	21.73
0539	9/13/2023	11:30	3.23	12.45	--
0539	2/28/2024	13:50	3.00	12.68	--
0540	9/13/2023	11:30	2.82	12.42	--
0541	9/13/2023	10:50	4.49	12.31	--
0541	2/28/2024	13:50	4.25	12.55	20.03
0542	9/13/2023	10:50	4.43	12.41	--
0542	2/28/2024	13:51	4.15	12.69	30.4
0549	9/13/2023	10:50	4.45	12.35	--
0549	2/28/2024	13:53	4.14	12.66	40.03
0550-1	9/13/2023	9:35	2.41	11.43	--
0550-1	2/28/2024	10:53	2.42	11.42	--
0550-2	9/13/2023	9:35	2.29	11.55	--
0550-2	2/28/2024	10:54	2.18	11.66	--
0550-3	9/13/2023	9:35	2.24	11.6	--
0550-3	2/28/2024	10:56	2.13	11.71	--
0551-1	9/13/2023	9:20	3.49	11.05	--
0551-1	2/28/2024	10:42	3.35	11.19	--
0551-2	9/13/2023	9:20	3.26	11.28	--
0551-2	2/28/2024	10:43	3.39	11.15	--
0551-3	9/13/2023	9:20	2.88	11.66	--
0551-3	2/28/2024	10:45	2.74	11.8	--
0554A	9/13/2023	10:51	4.31	13.07	--
0554A	2/28/2024	13:20	4.10	13.28	12.93
0554B	9/13/2023	10:52	4.41	12.97	--
0554B	2/28/2024	13:20	4.16	13.22	22.4
0554C	9/13/2023	10:53	4.39	12.99	--
0554C	2/28/2024	13:20	4.17	13.21	31.86
0555A	9/13/2023	10:43	3.68	13.35	--
0555A	2/28/2024	11:25	3.25	13.78	12.11
0555B	9/13/2023	10:41	3.93	13.1	--
0555B	2/28/2024	11:25	3.48	13.55	23.09

Table 2. Groundwater Elevation Data at the STAR Center, September 2023 and February 2024 (continued)

Groundwater Elevation Data, September 2023 and February 2024					
Location	Measurement		Water Depth (ft bls)	Groundwater Elevation (ft)	Measured Well Depth (ft bl toc)
	Date	Time			
0555C	9/13/2023	10:37	4.30	12.73	--
0555C	2/28/2024	11:25	3.66	13.37	33.09
0561-1	9/13/2023	10:29	3.20	14.16	--
0561-1	2/28/2024	10:50	3.92	13.44	--
0561-2	9/13/2023	10:30	3.12	14.24	--
0561-2	2/28/2024	10:50	4.00	13.36	--
0561-3	9/13/2023	10:31	3.40	13.96	--
0561-3	2/28/2024	10:50	3.99	13.37	--
0564-1	9/13/2023	9:50	2.82	11.82	--
0564-1	2/28/2024	9:30	2.66	11.98	--
0564-2	9/13/2023	9:50	2.89	11.75	--
0564-2	2/28/2024	9:30	2.74	11.9	--
0564-3	9/13/2023	9:51	2.93	11.71	--
0564-3	2/28/2024	9:30	2.76	11.88	--
0565-1	9/13/2023	10:11	3.69	11.15	--
0565-2	9/13/2023	10:12	3.74	11.1	--
0565-3	9/13/2023	10:12	3.52	11.32	--
0569-1	9/13/2023	8:59	4.97	12.28	--
0569-1	2/28/2024	9:18	5.10	12.15	--
0569-2	9/13/2023	9:01	4.91	12.34	--
0569-2	2/28/2024	9:18	5.02	12.23	--
0569-3	9/13/2023	9:03	5.19	12.06	--
0569-3	2/28/2024	9:18	5.03	12.22	--
0570-1	9/13/2023	8:40	5.13	11.81	--
0570-1	2/28/2024	9:10	5.00	11.94	--
0570-2	9/13/2023	8:41	5.21	11.73	--
0570-2	2/28/2024	9:10	5.09	11.85	--
0570-3	9/13/2023	8:44	5.20	11.74	--
0570-3	2/28/2024	9:10	5.07	11.87	--
0572-1	2/28/2024	10:30	4.11	10.63	--
0572-2	2/28/2024	10:30	4.17	10.57	--
0573-1	9/13/2023	9:34	4.89	9.25	--
0573-1	2/28/2024	9:40	2.71	11.43	--
0573-2	9/13/2023	9:34	4.90	9.24	--
0573-2	2/28/2024	9:40	2.74	11.4	--
0573-3	9/13/2023	9:35	4.92	9.22	--
0573-3	2/28/2024	9:40	2.76	11.38	--
0574-1	9/13/2023	9:13	5.14	10.3	--
0574-1	2/28/2024	9:45	4.90	10.54	--

Table 2. Groundwater Elevation Data at the STAR Center, September 2023 and February 2024 (continued)

Groundwater Elevation Data, September 2023 and February 2024					
Location	Measurement		Water Depth (ft bls)	Groundwater Elevation (ft)	Measured Well Depth (ft bl toc)
	Date	Time			
0574-2	9/13/2023	9:14	5.05	10.39	--
0574-2	2/28/2024	9:45	5.04	10.4	--
0574-3	9/13/2023	9:15	5.07	10.37	--
0574-3	2/28/2024	9:45	4.92	10.52	--
0575-1	9/13/2023	9:28	4.66	9.78	--
0575-1	2/28/2024	10:20	4.46	9.98	--
0575-2	9/13/2023	9:29	4.61	9.83	--
0575-2	2/28/2024	10:20	4.47	9.97	--
0576-1	9/13/2023	9:15	5.04	11.6	--
0576-1	2/28/2024	10:24	4.61	12.03	--
0576-2	9/13/2023	9:15	4.85	11.79	--
0576-2	2/28/2024	10:27	4.41	12.23	--
0576-3	9/13/2023	9:40	5.01	11.63	--
0576-3	2/28/2024	10:29	4.41	12.23	--
0577-1	9/13/2023	10:05	5.59	11.45	--
0577-1	2/28/2024	13:15	4.76	12.28	--
0577-2	9/13/2023	10:05	5.46	11.58	--
0577-2	2/28/2024	13:16	4.77	12.27	--
0577-3	9/13/2023	10:05	5.47	11.57	--
0577-3	2/28/2024	13:17	4.77	12.27	--
0578-1	9/13/2023	10:20	5.39	11.55	--
0578-1	2/28/2024	11:27	4.70	12.24	--
0578-2	9/13/2023	10:20	5.39	11.55	--
0578-2	2/28/2024	11:28	4.70	12.24	--
0578-3	9/13/2023	10:20	5.37	11.57	--
0578-3	2/28/2024	11:29	4.69	12.25	--
0579-1	9/13/2023	9:55	5.25	11.29	--
0579-1	2/28/2024	9:52	4.30	12.24	--
0579-2	9/13/2023	9:55	4.92	11.62	--
0579-2	2/28/2024	9:56	4.27	12.27	--
0579-3	9/13/2023	9:55	4.90	11.64	--
0579-3	2/28/2024	10:05	4.37	12.17	--
0580-1	9/13/2023	11:04	4.61	13.03	--
0580-1	2/28/2024	13:40	4.36	13.28	--
0580-2	9/13/2023	11:05	4.67	12.97	--
0580-2	2/28/2024	13:40	4.46	13.18	--
0580-3	9/13/2023	11:05	4.70	12.94	--
0580-3	2/28/2024	13:40	4.48	13.16	--
0581-1	9/13/2023	11:00	4.07	12.43	--

Table 2. Groundwater Elevation Data at the STAR Center, September 2023 and February 2024 (continued)

Groundwater Elevation Data, September 2023 and February 2024					
Location	Measurement		Water Depth (ft bls)	Groundwater Elevation (ft)	Measured Well Depth (ft bl toc)
	Date	Time			
0581-1	2/28/2024	14:16	3.83	12.67	--
0581-2	9/13/2023	11:00	4.11	12.39	--
0581-2	2/28/2024	14:17	3.85	12.65	--
0581-3	9/13/2023	11:00	4.07	12.43	--
0582-1	9/13/2023	11:10	3.42	12.45	--
0582-1	2/28/2024	14:10	3.35	12.52	--
0582-2	9/13/2023	11:10	3.46	12.41	--
0582-2	2/28/2024	14:10	3.31	12.56	--
0582-3	9/13/2023	11:10	3.45	12.42	--
0582-3	2/28/2024	14:10	3.23	12.64	--
0583-1	2/28/2024	13:40	3.39	12.26	--
0583-2	2/28/2024	13:40	3.08	12.57	--
0583-3	2/28/2024	13:40	3.12	12.53	--
0584-1	9/13/2023	10:54	2.92	13.82	--
0584-1	2/28/2024	13:05	3.55	13.19	--
0584-2	9/13/2023	10:59	3.13	13.61	--
0584-2	2/28/2024	13:05	2.83	13.91	--
0584-3	9/13/2023	11:18	4.38	12.36	--
0584-3	2/28/2024	13:55	3.54	13.2	--
0585-1	9/13/2023	11:25	2.87	13.76	--
0585-1	2/28/2024	13:00	3.41	13.22	--
0585-2	9/13/2023	11:30	3.24	13.39	--
0585-2	2/28/2024	13:00	3.42	13.21	--
0585-3	2/28/2024	13:55	3.87	12.76	--
0586-1	9/13/2023	13:13	4.34	12.2	--
0586-1	2/28/2024	16:00	3.97	12.57	--
0586-2	9/13/2023	13:19	3.78	12.76	--
0586-2	2/28/2024	16:00	3.89	12.65	--
0586-3	9/13/2023	13:25	4.43	12.11	--
0587-1	9/13/2023	13:39	4.08	12.56	--
0587-1	2/28/2024	15:40	4.08	12.56	--
0587-2	9/13/2023	13:45	3.90	12.74	--
0587-2	2/28/2024	15:40	3.98	12.66	--
0588-1	9/13/2023	14:10	3.80	12.74	--
0588-1	2/28/2024	15:30	3.99	12.55	--
0588-2	9/13/2023	14:14	3.88	12.66	--
0588-2	2/28/2024	15:30	3.95	12.59	--
0588-3	9/13/2023	14:19	3.88	12.66	--
0588-3	2/28/2024	15:30	3.97	12.57	--

Table 2. Groundwater Elevation Data at the STAR Center, September 2023 and February 2024 (continued)

Groundwater Elevation Data, September 2023 and February 2024					
Location	Measurement		Water Depth (ft bls)	Groundwater Elevation (ft)	Measured Well Depth (ft bl toc)
	Date	Time			
PZ01	9/13/2023	10:10	4.98	11.66	--
PZ01	2/28/2024	13:25	4.43	12.21	34.97
PZ02	9/13/2023	10:35	6.60	11.44	--
PZ02	2/28/2024	11:14	5.82	12.22	34.6
PZ03	9/13/2023	10:25	4.34	11.7	--
PZ03	2/28/2024	9:35	3.86	12.18	35.7
S68B	2/28/2024	14:10	3.64	13.4	19.8
S68C	2/28/2024	14:10	3.77	13.27	29.4
S69B	9/13/2023	11:36	2.55	12.59	--
S69B	2/28/2024	13:15	2.35	12.79	19.86
S69C	9/13/2023	11:36	2.44	12.7	--
S69C	2/28/2024	13:15	2.42	12.72	29.83
S69D	9/13/2023	11:35	2.48	12.66	--
S69D	2/28/2024	13:15	2.41	12.73	--
S70B	9/13/2023	11:24	2.79	13.05	--
S70B	2/28/2024	13:50	2.72	13.12	19.96
S70C	9/13/2023	11:26	2.85	12.99	--
S70C	2/28/2024	13:50	2.74	13.1	29.03
S70D	9/13/2023	11:26	3.15	12.69	--
S70D	2/28/2024	13:50	2.82	13.02	39.96
S71B	9/13/2023	11:16	4.66	12.88	--
S71B	2/28/2024	13:33	4.55	12.99	16.1
S71C	9/13/2023	11:15	4.42	13.12	--
S71C	2/28/2024	13:33	4.40	13.14	30
S71D	9/13/2023	11:15	4.48	13.06	--
S71D	2/28/2024	13:33	4.40	13.14	39.7
S73B	9/13/2023	11:15	3.51	12.63	--
S73B	2/28/2024	13:30	3.41	12.73	20.01
S73C	9/13/2023	11:15	3.64	12.5	--
S73C	2/28/2024	13:30	3.43	12.71	29.98
S73D	9/13/2023	11:15	3.68	12.46	--
S73D	2/28/2024	13:30	2.45	13.69	--

Note:
-- = well depth not measured.

Abbreviations:
ft bl toc = feet below top of casing
ft bls = feet below land surface

Table 3. Surface Water Elevation Data, September 2023 and February 2024

Surface Water Elevation Data, September 2023 and February 2024			
Location	**Measurement**		**Surface Water Elevation (ft amsl)**
	Date	**Time**	
PIN12			
BR01	9/13/2023	9:00	13.11
PIN23			
SW01	9/13/2023	8:44	12.81
SW01	2/28/2024	11:01	12.93
PIN37			
S001	9/13/2023	8:50	12.79
S001	2/28/2024	11:04	12.94
PIN01			
P501	9/13/2023	8:30	13.68
P501	2/28/2024	10:38	13.8
P503	2/28/2024	10:27	13.31
PIN02			
W005	9/13/2023	8:35	13.28
W005	2/28/2024	10:21	13.29

Table 4. Field Measurement Data Collected During Sampling Collected at the Building 100 Area, September 2023 and March 2024

Location	Screen depth (ft bls)	Temperature (°C)	Specific Conductance (µmho/cm)	Turbidity (NTU)	pH	Oxidation Reduction Potential (mV)	Dissolved Oxygen (mg/L)
September 2023							
0541	10-20	32.6	1107	4.72	6.43	-107.2	0.36
0554B	13-23	29.8	660	5.76	6.33	-61.2	0.23
0554C	23-33	29.7	788	10.8	6.43	-69.2	0.23
0574-1	9-18	30.8	1692	2.03	6.53	-85.3	0.65
0574-2	20-29	30.5	1353	2.31	6.13	-17.1	0.34
0574-3	31-40	30.3	1551	1.08	6.59	-76.4	0.27
0575-1	9-18	32	1357	3.91	6.62	-85.5	0.28
0575-2	20-29	31.7	1534	5.16	6.59	-82.6	0.32
0576-2	15-24	28.8	1383	1.42	6.51	-71.7	0.62
0581-2	20-29	33.4	1291	6.76	6.39	-162.6	0.19
0582-3	31-40	33.2	1748	20	6.3	-114.6	0.12
0584-2	20-29	31.6	940	13.5	6.43	-83.9	0.45
0585-2	20-29	29.8	1169	14	6.19	-101.1	0.43
0586-2	19-28	27.8	1087	5.77	6.23	-59.6	0.24
S70C	20-30	31.5	1155	19.5	6.55	-81.8	0.14
S71D	30-40	30.8	1543	27.1	6.45	-62.5	0.15
March 2024							
0541	10-20	27.05	1055	6.65	6.39	-69.5	0.29
0542	20-30	27.65	853	3.45	6.46	-70	0.2
0551-2	20-29	24.42	1416	1.11	6.43	-62.1	0.18
0554A	3-13	25.27	657	1.83	6.18	-23.6	0.23
0554B	13-23	26.59	671	3.33	6.41	-65.2	0.32
0554C	23-33	27.15	807	16.1	6.33	-46.9	0.19
0555A	2.5-12.5	23.26	465	3.68	6.32	-82.2	0.23
0555B	13-23	25.09	399	4.96	6.8	-105.3	0.25
0555C	23-33	25.45	549	4.27	6.61	-102.9	0.19
0561-1	9-18	24.52	477	15.2	6.76	-111.1	0.51
0561-2	20-29	25.76	541	2.33	6.64	-41.5	1.33
0561-3	31-40	26.32	1072	18.6	6.52	-54.5	0.21
0565-1	9-18	25.98	1141	2.26	6.67	-59.7	0.21
0565-2	20-29	25.69	1307	2.21	6.66	-50.4	0.42
0565-3	31-40	24.83	1072	2.75	6.92	-67	0.52
0569-1	9-18	25.27	2308	7.14	6.5	-44	0.99
0569-2	20-29	26.84	913	5.28	6.37	-36.1	1.11
0569-3	31-40	27.35	1221	11.2	6.39	-45.5	0.11
0570-1	9-18	24.67	2766	1.88	6.62	-56.4	0.29
0570-2	20-29	25.43	2254	1.68	6.53	-75.7	0.3

Table 4. Field Measurement Data Collected During Sampling Collected at the Building 100 Area, September 2023 and March 2024 (continued)

Location	Screen depth (ft bls)	Temperature (°C)	Specific Conductance (µmho/cm)	Turbidity (NTU)	pH	Oxidation Reduction Potential (mV)	Dissolved Oxygen (mg/L)
0570-3	31-40	26.02	1516	4.38	6.4	-82.3	0.38
0572-1	9-18	23.73	1033	6.59	6.71	-84.6	0.21
0572-2	20-29	24.86	1322	4.5	6.41	-51.9	0.25
0573-1	9-18	28.41	1455	7.11	6.6	-58.4	0.3
0573-2	20-29	28.92	1428	1.73	6.43	-56.7	0.21
0573-3	31-40	28.92	1455	3.11	6.61	-59.2	0.26
0574-1	9-18	25.56	1362	11.4	6.61	-79.1	0.39
0574-2	20-29	27.05	1332	7.99	6.18	-37.3	0.15
0574-3	31-40	27.66	1509	2.11	6.58	-42.4	1.19
0575-1	9-18	25.84	1339	4.65	6.63	-66.3	0.25
0575-2	20-29	27.22	1488	8.93	6.57	-73	0.09
0576-1	4-13	22.33	1719	4.29	6.3	-68.4	0.29
0576-2	15-24	25.62	1403	2.66	6.28	-27.8	0.29
0576-3	26-35	--	--	10.1	--	--	--
0577-1	4-13	24.94	2326	0.87	6.46	-31.4	1.34
0577-2	15-24	27.1	1315	11.2	6.42	-56.1	0.35
0577-3	26-35	27.52	1378	4.26	6.47	-52.9	0.12
0578-1	4-13	24.92	422	5.33	6.33	69.6	0.96
0578-2	15-24	28.28	1090	1.9	6.21	-35.7	0.14
0578-3	26-35	28.7	1198	8.11	6.47	-18.8	0.33
0579-1	4-13	21.94	787	2.32	6.16	-38.7	0.31
0579-2	15-24	24.64	912	3.81	6.35	-64.1	0.25
0579-3	26-35	25.04	1418	35.4	6.47	-34.5	0.42
0580-1	9-18	25.55	620	1.56	6.39	-87.1	0.44
0580-2	20-29	27.73	1006	4.03	6.3	-95.9	0.18
0580-3	31-40	28.08	1591	3.19	6.26	-50.2	0.16
0581-1	9-18	27.58	941	4.6	6.37	-168.1	0.28
0581-2	20-29	28.63	1290	7.27	6.31	-184.7	0.15
0581-3	31-40	28.49	1532	69.3	6.33	-112.4	0.02
0582-1	9-18	27.73	1836	45	6.28	-259.3	0.1
0582-2	20-29	28.43	1613	2.93	6.42	-271.5	0.07
0582-3	31-40	28.08	1759	5.01	6.15	-228.2	0.09
0583-1	9-18	26.42	819	113	6.43	-98.6	0.15
0583-2	20-29	27.65	1452	6.9	6.42	-98.8	0.17
0583-3	31-40	28.03	1691	12.2	6.23	-45.1	0.1
0584-1	9-18	26.79	810	10.3	6.4	-54	0.17
0584-2	20-29	27.07	903	13.9	6.37	-78.7	0.07
0584-3	31-40	27.58	1453	5.19	6.16	-70.2	0.07

Table 4. Field Measurement Data Collected During Sampling Collected at the Building 100 Area, September 2023 and March 2024 (continued)

Location	Screen depth (ft bls)	Temperature (°C)	Specific Conductance (µmho/cm)	Turbidity (NTU)	pH	Oxidation Reduction Potential (mV)	Dissolved Oxygen (mg/L)
0585-1	9-18	26.53	759	4.6	6.43	-48.3	0.29
0585-2	20-29	27.04	1160	9.68	6.26	-67.9	0.18
0585-3	31-40	28.03	1849	25.2	6.75	-16.3	6.1
0586-1	8-17	23.73	907	13.3	6.5	-62.5	0.18
0586-2	19-28	24.43	995	4.8	6.33	-44.7	0.27
0586-3	30-39	25.08	2805	21.9	6.49	-103.6	0.1
0587-1	9-18	23.78	1538	15.4	6.51	-71.4	0.13
0587-2	20-29	25.11	1182	6.15	6.17	-19.5	0.49
0587-3	31-40	25.1	2014	14.3	6.92	-38.1	6.88
0588-1	9-18	24.3	1029	32.8	6.46	-46.9	0.54
0588-2	20-29	25.55	986	11.9	6.21	-30.2	0.22
0588-3	31-40	23.67	1588	12.1	6.29	-72.8	0.13
S30B	5-15	21.6	500.2	14.7	7.11	-123	0.11
S33C	11-21	23.1	429.7	8.66	6.94	-52	0.19
S35B	5-15	21.9	1609	19.1	6.59	-192	0.14
S67B	10-19.83	21.3	988	1.65	6.6	-200	0.13
S67C	20-29.83	21.7	693	6.81	6.25	-286	0.08
S67D	30-39.83	--	--	34.2	--	--	--
S68B	10-20	24.85	810	8.4	6.69	-79.2	0.57
S68C	18-28	26.06	1058	5.4	6.33	-5.3	0.1
S69B	10-20	27.83	572	10.3	6.78	-107.7	0.17
S69C	20-30	28.21	763	8.81	6.56	-55.9	0.18
S69D	30-40	28.24	1554	4.2	6.49	-31.6	0.26
S70B	10-20	26.53	1224	29.6	6.51	-81.5	0.12
S70C	20-30	28.34	1162	40.8	6.49	-81.5	0.64
S70D	30-40	28.92	1308	16.4	6.49	-79.8	0.09
S71B	10-20	26.58	798	19.2	6.39	-53.8	0.58
S71C	20-30	27.63	1265	8.21	6.41	-63.2	0.13
S71D	30-40	27.94	1506	14.2	6.36	-46.1	0.12
S73B	10-20	26.1	670	8.19	6.35	-104.6	0.29
S73C	20-30	27.95	1309	14.8	6.26	-138.8	0.05

Note:
-- = not measured due to bioinjection oil impacts.

Abbreviations:
ft bls = feet below land surface
µmho/cm = micromhos per centimeter
mV = millivolts
NTU = nephelometric turbidity units

Table 5. Relative Percent Difference for Field Duplicate Samples, February–March 2024

Sample ID	Duplicate ID	Analyte	Result[a]	Dup Result[a]	RPD
PIN12-0541	PIN12-2198	1,1-DCA	11	12	8.7
		1,4-dioxane	29	27	7.1
		cDCE	1.6	1.3	NA[b]
		tDCE	<0.37	0.90J	NA[b]
		VC	11	13	17
PIN12-0573-2	PIN12-2199	1,4-dioxane	0.66J	0.45J	NA[b]
		VC	0.92 J	0.71 J	NA[b]
PIN12-0577-2	PIN12-2200	cDCE	0.34J	0.35J	NA[b]
		1,4-dioxane	2.5	2.9	15
PIN12-0580-2	PIN12-2201	1,1-DCA	3.6	4.1	13
		1,4-dioxane	87	87	0.0
		tDCE	4.3	4.2	2.4
		VC	0.55 J	<0.51	NA[b]
PIN12-S69C	PIN12-2202	cDCE	1.9	1.9	0.0
		tDCE	0.64 J	0.59 J	NA[b]
		TCE	0.74J	0.49J	NA[b]
		VC	8.7	8.6	1.2

Notes:
[a] All results are in micrograms per liter.
[b] Field duplicate range is less than the practical quantitation limit, which is acceptable.

Abbreviations:
Dup = duplicate
J = estimated value
NA = not applicable
PQL = practical quantitation limit
RPD = relative percent difference

Table 6. COPC Groundwater Concentrations at the Building 100 Area Since September 2020 (µg/L)

Location	Screen Depth (ft)	Date Sampled	TCE	*cis*-1,2-DCE	*trans*-1,2-DCE	1,1-DCE	Vinyl chloride	1,4-Dioxane	TCOPCs
Cleanup Target Level			**30**	**700**	**1000**	**70**	**10**	**32**	
0541	10-20	9/14/2020	<0.16	4.2	1.1	0.65J	**16**	19	40.95
0541	10-20	3/1/2021	<0.16	4.2	1.4	0.75J	**18**	19	43.35
0541	10-20	9/10/2021	<0.16	2.9	1.4	<0.23	**14**	<18	18.3
0541	10-20	3/3/2022	<0.16	2	0.66J	<0.23	9	18J	29.66
0541	10-20	9/8/2022	<0.30	1.7	1.2	<0.23	**17**	23	42.9
0541	10-20	3/9/2023	<0.30	1.3	0.90J	<0.23	**13**	27	42.2
0541	10-20	9/13/2023	<0.30J	1.1J	0.72J	<0.23J	8.1J	27J	36.92
0541	10-20	2/29/2024	<0.30	1	0.90J	<0.23	6.6	23	31.5
0542	20-30	9/14/2020	<0.16	5.4	1.3	1.1	**12**	22	41.8
0542	20-30	3/1/2021	<0.16	6.1	1.2	1.5	**16**	22	46.8
0542	20-30	9/10/2021	<0.16	6.7	1.5	1.6	**15**	25J	49.8
0542	20-30	3/3/2022	<0.16	<0.15	1.1	0.68J	**12**	21J	34.78
0542	20-30	3/9/2023	<0.30	1.5	1.2	<0.23	**14**	31	47.7
0542	20-30	2/29/2024	<0.30	1.7	2.1	0.27J	**10**	**34**	48.07
0551-2	20-29	3/1/2021	<0.16	<0.15	<0.15	<0.23	<0.10	1.7	1.7
0551-2	20-29	3/4/2022	<0.16	<0.15	<0.15	<0.23	**1**	0.84J	1.84
0551-2	20-29	3/13/2023	<0.30	<0.32	<0.37	<0.23	<0.51	0.37J	0.37
0551-2	20-29	2/29/2024	<0.30	<0.32	<0.37	<0.23	0.55J	<0.24	0.55
0554A	3-13	9/10/2020	<0.16	<0.15	0.64J	<0.23	3.6	**38**	42.24
0554A	3-13	2/25/2021	<0.16	<0.15	0.35J	<0.23	2.1	**32B**	34.45
0554A	3-13	9/9/2021	<0.16	<0.15	<0.15	<0.23	0.53J	<0.27	0.53
0554A	3-13	3/3/2022	<0.16	<0.15	0.22J	<0.23	0.85J	20J	21.07
0554A	3-13	3/10/2023	<0.30	<0.32	<0.37	<0.23	<0.51	0.48J	0.48
0554A	3-13	2/29/2024	<0.30	<0.32	<0.37	<0.23	1.7J	<0.24	1.7
0554B	13-23	9/10/2020	<0.16	1.2	1.5	<0.23	8.5	**45**	56.2
0554B	13-23	2/25/2021	<0.16	2.3	2.1	<0.23	**15**	**35B**	54.4
0554B	13-23	9/9/2021	<0.16	<0.15	2	<0.23	1.6	**33J**	36.6
0554B	13-23	3/3/2022	<0.16	0.16J	2.3	<0.23	6.1	30J	38.56
0554B	13-23	9/9/2022	<0.30	0.78J	3.9	<0.23	**14**	**34**	52.68
0554B	13-23	3/10/2023	<0.30	<0.32	1.7	<0.23	1.6J	31	34.3
0554B	13-23	9/14/2023	<0.30	<0.32	4.6	<0.23	3.2	**35J**	42.8
0554B	13-23	2/29/2024	<0.30	<0.32	0.68J	<0.23	0.78J	9.9	11.36
0554C	23-33	9/10/2020	<0.16	12	3.8	0.71J	**70**	**98**	184.51
0554C	23-33	2/25/2021	<0.16	16	4.9	0.65J	**73**	**91B**	185.55
0554C	23-33	9/9/2021	0.22J	30	8.1	1.1	**71**	**64J**	174.42
0554C	23-33	3/3/2022	<0.16	15	4.9	0.68J	**48**	**44**	112.58
0554C	23-33	9/9/2022	<0.30	9.1	14	0.27J	**97**	**71**	191.37
0554C	23-33	3/10/2023	<0.30	19	11	0.77J	**110**	**52**	192.77
0554C	23-33	9/14/2023	<0.30	55	26	1.5	**170**	**110J**	362.5
0554C	23-33	2/29/2024	<0.30	26	27	0.78J	**98**	**110**	261.78
0555A	2.5-12.5	2/25/2021	<0.16	<0.15	<0.15	<0.23	<0.10	<0.27	ND
0555A	2.5-12.5	3/3/2022	<0.16	<0.15	<0.15	<0.23	<0.10	<0.62J	ND
0555A	2.5-12.5	2/29/2024	<0.30	<0.32	<0.37	<0.23	<0.51	0.81J	0.81
0555B	13-23	3/3/2022	<0.16	<0.15	<0.15	<0.23	<0.10	7.0J	7
0555B	13-23	2/29/2024	<0.30	<0.32	<0.37	<0.23	<0.51	<0.24	ND
0555C	23-33	3/3/2022	<0.16	1.9	0.36J	0.73J	0.59J	<2.3	3.58
0555C	23-33	3/10/2023	<0.30	1.9	0.49J	0.75J	<0.51	0.41J	3.55
0555C	23-33	2/29/2024	<0.30	1.8	0.53J	0.84J	0.61J	<0.24	3.78
0561-1	9-18	3/8/2022	<0.16	<0.15	<0.15	<0.23	<0.10	0.35J	0.35
0561-1	9-18	3/10/2023	<0.30	<0.32	<0.37	<0.23	<0.51	<0.27	ND
0561-1	9-18	3/1/2024	<0.30	<0.32	<0.37	<0.23	<0.51	<0.24	ND
0561-2	20-29	3/8/2022	<0.16	<0.15	<0.15	<0.23	<0.10	0.39J	0.39
0561-2	20-29	3/1/2024	<0.30	<0.32	<0.37	<0.23	<0.51	<0.24	ND
0561-3	31-40	3/8/2022	<0.16	<0.15	<0.15	<0.23	<0.10	0.63J	0.63
0561-3	31-40	3/1/2024	<0.30	<0.32	<0.37	<0.23	<0.51	<0.24	ND
0565-1	9-18	2/25/2021	<0.16	<0.15	<0.15	<0.23	<0.10	<0.92J	ND
0565-1	9-18	3/7/2022	<0.16	0.33J	<0.15	<0.23	<0.10*	0.37J	0.7
0565-1	9-18	3/14/2023	<0.30	<0.32	<0.37	<0.23	<0.51	<0.27	ND
0565-1	9-18	3/4/2024	<1.2N	<1.3	<1.5	<0.92	<2.0	<0.24	ND
0565-2	20-29	3/7/2022	<0.16	0.48J	<0.15	<0.23	<0.10*	0.71J	1.19
0565-2	20-29	3/4/2024	<0.60N	<0.64	<0.74	<0.46	<1.0	<0.24	ND
0565-3	31-40	2/26/2021	<0.16	<0.15	<0.15	<0.23	<0.10	<0.27	ND
0565-3	31-40	3/7/2022	<0.16	<0.15	<0.15	<0.23	<0.10	<0.43JS	ND
0565-3	31-40	3/4/2024	<0.30	<0.32	<0.37	<0.23	<0.51	<0.24	ND
0569-1	9-18	2/26/2021	<0.16	<0.15	<0.15	<0.23	<0.10	<0.27	ND
0569-1	9-18	3/8/2022	<0.16	<0.15	<0.15	<0.23	<0.10	0.36JH	0.36
0569-1	9-18	3/13/2023	<0.30	<0.32	<0.37	<0.23	<0.51	<0.27	ND
0569-1	9-18	3/1/2024	<0.30	<0.32	<0.37	<0.23	<0.51	<0.24	ND

Table 6. COPC Groundwater Concentrations at the Building 100 Area Since September 2020 (µg/L) (continued)

Location	Screen Depth (ft)	Date Sampled	TCE	*cis*-1,2-DCE	*trans*-1,2-DCE	1,1-DCE	Vinyl chloride	1,4-Dioxane	TCOPCs
0569-2	20-29	2/26/2021	<0.16	<0.15	<0.15	<0.23	<0.10	0.85J	0.85
0569-2	20-29	3/8/2022	<0.16	<0.15	<0.15	<0.23	**1.5J**	1.4HJ	2.9
0569-2	20-29	3/13/2023	<0.30	<0.32	<0.37	<0.23	**1.7J**	1.1J	2.8
0569-2	20-29	3/1/2024	<0.30	<0.32	<0.37	<0.23	**1.4J**	0.56J	1.96
0569-3	31-40	2/26/2021	<0.16	<0.15	<0.15	<0.23	<0.10	0.93J	0.93
0569-3	31-40	3/8/2022	<0.16	<0.15	<0.15	<0.23	**1.1J**	1.4HJ	2.5
0569-3	31-40	3/13/2023	<1.5	<1.6	<1.8	<1.2	<2.5	0.75J	0.75
0569-3	31-40	3/1/2024	<0.30	<0.32	<0.37	<0.23	<0.51	0.30J	0.3
0570-1	9-18	2/26/2021	<0.16	<0.15	<0.15	<0.23	<0.10	<0.27	ND
0570-1	9-18	3/7/2022	<0.16	<0.15	<0.15	<0.23	<0.10*	<0.27	ND
0570-1	9-18	3/4/2024	<0.60N	<0.64	<0.74	<0.46	<1.0	<0.24	ND
0570-2	20-29	2/26/2021	<0.16	0.30J	<0.15	<0.23	<0.10	<1.5	0.3
0570-2	20-29	3/7/2022	<0.16	0.65J	<0.15	<0.23	0.99J*	1.4J	3.04
0570-2	20-29	3/13/2023	<0.30	0.34J	<0.37	<0.23	0.89J	0.73J	1.96
0570-2	20-29	3/4/2024	<1.2N	<1.3	<1.5	<0.92	<2.0	<0.24	ND
0570-3	31-40	2/26/2021	<0.16	<0.15	<0.15	<0.23	**3.3**	<1.4	3.3
0570-3	31-40	3/7/2022	<0.16	<0.15	<0.15	<0.23	**2.6***	1.2J	3.8
0570-3	31-40	3/13/2023	<0.30	<0.32	<0.37	<0.23	**2.4**	0.83J	3.23
0570-3	31-40	3/4/2024	<1.2N	<1.3	<1.5	<0.92	<2.0	<0.24	ND
0572-1	9-18	2/25/2021	<0.16	<0.15	<0.15	<0.23	<0.10	<0.47J	ND
0572-1	9-18	3/7/2022	<0.16	<0.15	<0.15	<0.23	<0.10*	<0.27	ND
0572-1	9-18	3/14/2023	<0.30	<0.32	<0.37	<0.23	<0.51	<0.27	ND
0572-1	9-18	3/4/2024	<1.2N	<1.3	<1.5	<0.92	<2.0	<0.24	ND
0572-2	20-29	2/25/2021	<0.16	<0.15	<0.15	<0.23	<0.10	<1.9	ND
0572-2	20-29	3/7/2022	<0.16	<0.15	<0.15	<0.23	<0.10	1.7J	1.7
0572-2	20-29	3/14/2023	<0.30	<0.32	<0.37	<0.23	<0.51	1.7	1.7
0572-2	20-29	3/4/2024	<1.2N	<1.3	<1.5	<0.92	<2.0	<0.24	ND
0573-1	9-18	3/7/2022	<0.16	<0.15	<0.15	<0.23	<0.10	<0.52JS	ND
0573-1	9-18	3/4/2024	<1.2N	<1.3	<1.5	<0.92	<2.0	<0.24	ND
0573-2	20-29	2/25/2021	<0.16	<0.15	<0.15	<0.23	**1**	<1.1J	1
0573-2	20-29	3/7/2022	<0.16	0.24J	<0.15	<0.23	0.74J	<1.0J	0.98
0573-2	20-29	3/14/2023	<0.30	<0.32	<0.37	<0.23	0.71J	0.45J	1.16
0573-2	20-29	3/4/2024	<1.2N	<1.3	<1.5	<0.92	<2.0	<0.24	ND
0573-3	31-40	2/25/2021	<0.16	<0.15	<0.15	<0.23	0.92J	<0.95J	0.92
0573-3	31-40	3/7/2022	<0.16	<0.15	<0.15	<0.23	**1.2**	<0.92J	1.2
0573-3	31-40	3/14/2023	<0.30	<0.32	<0.37	<0.23	0.56J	0.57J	1.13
0573-3	31-40	3/4/2024	<0.30	<0.32	<0.37	<0.23	0.91J	<0.24	0.91
0574-1	9-18	9/11/2020	<0.16	16	0.35J	0.43J	**36**	<1.5	52.78
0574-1	9-18	2/25/2021	<0.16	<0.15	<0.15	<0.23	**27**	<1.5	27
0574-1	9-18	9/11/2021	<0.16	<0.15	<0.15	<0.23	**5.8J**	<3.6	5.8
0574-1	9-18	3/7/2022	<0.16	<0.15	<0.15	<0.23	**1.5**	<0.51J	1.5
0574-1	9-18	9/8/2022	<0.30	<0.32	<0.37	<0.23	**4.4**	<1.6	4.4
0574-1	9-18	3/13/2023	<0.30	<0.32	<0.37	<0.23	0.96J	<0.27	0.96
0574-1	9-18	9/14/2023	<0.30	<0.32	<0.37	<0.23	<0.51	<0.24HJ	ND
0574-1	9-18	3/5/2024	<1.2N	<1.3	<1.5	<0.92	<2.0	<0.24	ND
0574-2	20-29	9/11/2020	<0.16	<0.15	<0.15	<0.23	<0.10	<1.4	ND
0574-2	20-29	2/25/2021	<0.16	<0.15	<0.15	<0.23	<0.10	<1.6	ND
0574-2	20-29	9/11/2021	<0.16	<0.15	<0.15	<0.23	0.46J	<0.65J	0.46
0574-2	20-29	3/7/2022	<0.16	<0.15	<0.15	<0.23	<0.10	<1.1J	ND
0574-2	20-29	9/8/2022	<0.30	<0.32	<0.37	<0.23	<0.51	<1.0J	ND
0574-2	20-29	3/13/2023	<0.30	<0.32	<0.37	<0.23	<0.51	0.67J	0.67
0574-2	20-29	9/14/2023	<0.30J	<0.32J	<0.37J	<0.23J	**1.4J**	**3.3J**	4.7
0574-2	20-29	3/5/2024	<1.2N	<1.3	<1.5	<0.92	<2.0	<0.24	ND
0574-3	31-40	9/11/2020	<0.16	<0.15	<0.15	<0.23	<0.10	<0.27	ND
0574-3	31-40	2/25/2021	<0.16	<0.15	<0.15	<0.23	<0.10	<0.50J	ND
0574-3	31-40	9/11/2021	<0.16	<0.15	<0.15	<0.23	<0.10	<0.27	ND
0574-3	31-40	3/7/2022	<0.16	<0.15	<0.15	<0.23	<0.10	<0.78J	ND
0574-3	31-40	9/8/2022	<0.30	<0.32	<0.37	<0.23	<0.51	<0.41J	ND
0574-3	31-40	3/13/2023	<0.30	<0.32	<0.37	<0.23	<0.51	0.51J	0.51
0574-3	31-40	9/14/2023	<0.30	<0.32	<0.37	<0.23	<0.51	1.1J	1.1
0574-3	31-40	3/4/2024	<0.30	<0.32	<0.37	<0.23	<0.51	<0.24	ND
0575-1	9-18	9/11/2020	<0.16	<0.15	<0.15	<0.23	**1.9**	<1.4	1.9
0575-1	9-18	2/24/2021	<0.16	<0.15	<0.15	<0.23	**2.1**	<1.7	2.1
0575-1	9-18	9/11/2021	<0.16	<0.15	<0.15	<0.23	**2.3**	<0.39J	2.3
0575-1	9-18	3/7/2022	<0.16	<0.15	<0.15	<0.23	**2**	<1.2J	2
0575-1	9-18	9/8/2022	<0.30	<0.32	<0.37	<0.23	**2.5**	<1.1J	2.5
0575-1	9-18	3/14/2023	<0.30	<0.32	<0.37	<0.23	**2.9**	0.96J	3.86
0575-1	9-18	9/14/2023	<0.30	<0.32	<0.37	<0.23	**3.3**	1.1J	4.4
0575-1	9-18	3/5/2024	<1.2N	<1.3	<1.5	<0.92	**3.6J**	<0.24	3.6
0575-2	20-29	9/11/2020	<0.16	0.30J	<0.15	<0.23	**5.8**	<0.79J	6.1

Table 6. COPC Groundwater Concentrations at the Building 100 Area Since September 2020 (µg/L) (continued)

Location	Screen Depth (ft)	Date Sampled	TCE	*cis*-1,2-DCE	*trans*-1,2-DCE	1,1-DCE	Vinyl chloride	1,4-Dioxane	TCOPCs
0575-2	20-29	2/24/2021	<0.16	<0.15	<0.15	<0.23	**4.6**	<1.1J	4.6
0575-2	20-29	9/11/2021	<0.16	<0.15	<0.15	<0.23	**2.7**	<0.27	2.7
0575-2	20-29	3/7/2022	<0.16	<0.15	<0.15	<0.23	**2.1**	<0.93J	2.1
0575-2	20-29	9/8/2022	<0.30	<0.32	<0.37	<0.23	**1.8J**	<1.0J	1.8
0575-2	20-29	3/14/2023	<0.30	<0.32	<0.37	<0.23	0.93J	0.66J	1.59
0575-2	20-29	9/14/2023	<0.30J	<0.32J	<0.37J	<0.23J	**1.2J**	1.1J	2.3
0575-2	20-29	3/5/2024	<1.2N	<1.3	<1.5	<0.92	<2.0	<0.24	ND
0576-1	4-13	3/1/2021	<0.16	0.32J	0.61J	<0.23	<0.10	**48**	48.93
0576-1	4-13	3/4/2022	<0.16	<0.15	<0.15	<0.23	<0.10	<0.91J	ND
0576-1	4-13	3/13/2023	<0.30	<0.32	1.4	<0.23	0.93J	**88**	90.33
0576-1	4-13	3/1/2024	<0.30	<0.32	0.66J	<0.23	0.98J	**67**	68.64
0576-2	15-24	9/11/2020	<0.16	2	1.1	0.23J	**24**	**62**	89.33
0576-2	15-24	3/1/2021	<0.16	0.35J	0.72J	<0.23	<0.10	**59**	60.07
0576-2	15-24	9/11/2021	<0.16	0.82J	5.6	<0.23	**18**	**200J**	224.42
0576-2	15-24	3/4/2022	<0.16	2.9	6.4	<0.23	**100**	**190**	299.3
0576-2	15-24	9/9/2022	<0.30	0.40J	6.9	<0.23	**63**	**100**	170.3
0576-2	15-24	3/13/2023	<0.30	<0.32	6	<0.23	<0.51	**180**	186
0576-2	15-24	9/14/2023	<0.30	<0.32	4.4	<0.23	**16**	**61J**	81.4
0576-2	15-24	3/1/2024	<0.30	<0.32	4.2	<0.23	<0.51	**91**	95.2
0576-3	26-35	3/1/2021	<0.16	<0.15	<0.15	<0.23	<0.10	**7.9**	7.9
0576-3	26-35	3/4/2022	<0.16	<0.15	<0.15	<0.23	<0.10	**7.0J**	7
0576-3	26-35	3/13/2023	<0.30	<0.32	<0.37	<0.23	<0.51	**9.9**	9.9
0576-3	26-35	3/1/2024	<0.30	<0.32	<0.37	<0.23	<0.51	**22**	22
0577-1	4-13	3/4/2022	<0.16	<0.15	<0.15	<0.23	<0.10	0.63J	0.63
0577-1	4-13	3/1/2024	<0.30	0.35J	<0.37	<0.23	<0.51	3.1	3.45
0577-2	15-24	3/1/2021	<0.16	<0.15	<0.15	<0.23	<0.10	0.76J	0.76
0577-2	15-24	3/4/2022	<0.16	<0.15	<0.15	<0.23	<0.10	1.5J	1.5
0577-2	15-24	3/13/2023	<0.30	0.35J	<0.37	<0.23	<0.51	2.9	3.25
0577-2	15-24	3/1/2024	<1.2	1.9J	<1.5	<0.92	**2.9J**	**7.6**	12.4
0577-3	26-35	3/1/2021	<0.16	<0.15	<0.15	<0.23	<0.10	1.5	1.5
0577-3	26-35	3/4/2022	<0.16	<0.15	<0.15	<0.23	<0.10	<0.27	ND
0577-3	26-35	3/13/2023	<0.30	<0.32	<0.37	<0.23	<0.51	<0.27	ND
0577-3	26-35	3/1/2024	<1.2	<1.3	<1.5	<0.92	<2.0	<0.24	ND
0578-1	4-13	3/4/2022	<0.16	<0.15	<0.15	<0.23	<0.10	<0.27	ND
0578-1	4-13	3/1/2024	<1.2	<1.3S	<1.5S	<0.92S	<2.0S	<0.24	ND
0578-2	15-24	3/4/2022	<0.16	<0.15	<0.15	<0.23	<0.10	<0.27	ND
0578-2	15-24	3/1/2024	<1.2	<1.3	<1.5	<0.92	<2.0	<0.24	ND
0578-3	26-35	3/1/2021	<0.16	<0.15	<0.15	<0.23	<0.10	1.6	1.6
0578-3	26-35	3/4/2022	<0.16	<0.15	<0.15	<0.23	<0.10	<0.27	ND
0578-3	26-35	3/13/2023	<0.30	<0.32	<0.37	<0.23	<0.51	<0.27	ND
0578-3	26-35	3/1/2024	<1.2	<1.3	<1.5	<0.92	<2.0	<0.24	ND
0579-1	4-13	3/4/2022	<0.16	<0.15	<0.15	<0.23	<0.10	<0.27	ND
0579-1	4-13	3/1/2024	<1.2	<1.3	<1.5	<0.92	<2.0	<0.24	ND
0579-2	15-24	3/1/2021	<0.16	<0.15	<0.15	<0.23	<0.10	0.40J	0.4
0579-2	15-24	3/4/2022	<0.16	<0.15	<0.15	<0.23	<0.10	<0.27	ND
0579-2	15-24	3/13/2023	<0.30	<0.32	<0.37	<0.23	<0.51	<0.27	ND
0579-2	15-24	3/1/2024	<1.2	<1.3	<1.5	<0.92	<2.0	<0.24	ND
0579-3	26-35	3/4/2022	<0.16	<0.15	<0.15	<0.23	<0.10	<0.27	ND
0579-3	26-35	3/1/2024	<1.2	<1.3	<1.5	<0.92	<2.0	<0.24	ND
0580-1	9-18	9/14/2020	<0.16	<0.15	1.7	<0.23	2.3	**91**	95
0580-1	9-18	2/24/2021	<0.16	<0.15	0.51J	<0.23	1	29B	30.51
0580-1	9-18	9/10/2021	<0.16	<0.15	<0.15	<0.23	<0.10	<1.7	ND
0580-1	9-18	3/3/2022	<0.16	<0.15	<0.15	<0.23	0.29J	5.1J	5.39
0580-1	9-18	3/13/2023	<0.30	<0.32	<0.37	<0.23	<0.51	0.47J	0.47
0580-1	9-18	2/29/2024	<0.30	<0.32	<0.37	<0.23	<0.51	<0.24	ND
0580-2	20-29	2/24/2021	<0.16	0.72J	4.7	<0.23	**52**	**160**	217.42
0580-2	20-29	3/3/2022	<0.16	<0.15	3.9	<0.23	0.67J	**130**	134.57
0580-2	20-29	3/13/2023	<0.30	<0.32	4.2	<0.23	<0.51	**87**	91.2
0580-2	20-29	2/29/2024	<0.30	<0.32	3.6	<0.23	<0.51	**51**	54.6
0580-3	31-40	2/24/2021	<0.16	9.1	4	<0.23	**35**	**35B**	83.1
0580-3	31-40	3/3/2022	<0.16	4.4	3.3	<0.23	**19**	**34J**	60.7
0580-3	31-40	3/13/2023	<0.30	2.8	2.7	<0.23	**13**	**43**	61.5
0580-3	31-40	2/29/2024	<0.30	1.4	2.2	<0.23	7.8	**45**	56.4
0581-1	9-18	9/10/2020	<0.16	<0.15	0.20J	<0.23	0.18J	<2.5	0.38
0581-1	9-18	3/1/2021	<0.16	<0.15	0.44J	<0.23	3.9	8.4	12.74
0581-1	9-18	9/10/2021	<0.16	<0.15	0.65J	<0.23	1.8	<13	2.45
0581-1	9-18	3/3/2022	<0.16	<0.15	<0.15	<0.23	0.70J	0.58J	1.28
0581-1	9-18	3/10/2023	<0.30	<0.32	<0.37	<0.23	<0.51	<0.27	ND
0581-1	9-18	3/5/2024	<1.2N	<1.3	<1.5	<0.92	<2.0	<0.24	ND
0581-2	20-29	9/10/2020	<0.16	0.45J	4.4	<0.23	**49**	**140**	193.85

Table 6. COPC Groundwater Concentrations at the Building 100 Area Since September 2020 (µg/L) (continued)

Location	Screen Depth (ft)	Date Sampled	TCE	*cis*-1,2-DCE	*trans*-1,2-DCE	1,1-DCE	Vinyl chloride	1,4-Dioxane	TCOPCs
0581-2	20-29	3/1/2021	<0.16	1	5.8	<0.23	**54**	**130**	190.8
0581-2	20-29	9/10/2021	<0.16	0.51J	9.5	<0.23	**22**	**190J**	222.01
0581-2	20-29	3/3/2022	<0.16	<0.15	4.7	<0.23	6.1	**150**	160.8
0581-2	20-29	9/9/2022	<0.30	<0.32	5.1	<0.23	4.1	**150**	159.2
0581-2	20-29	3/10/2023	<0.30	<0.32	3.9	<0.23	0.88J	**150**	154.78
0581-2	20-29	9/13/2023	<0.30	<0.32	3.9	<0.23	3.7	**150J**	157.6
0581-2	20-29	3/5/2024	<0.30	<0.32	2.9	<0.23	1.2J	**73**	77.1
0581-3	31-40	9/10/2020	<0.16	0.41J	<0.15	<0.23	2.1	7.3	9.81
0581-3	31-40	3/1/2021	<0.16	<0.15	<0.15	<0.23	<0.10	7.2	7.2
0581-3	31-40	9/10/2021	<0.16	0.38J	<0.15	<0.23	2	<9.5	2.38
0581-3	31-40	3/3/2022	<0.16	0.23J	<0.15	<0.23	1.1	15J	16.33
0581-3	31-40	3/10/2023	<0.30	<0.32	<0.37	<0.23	<0.51	22	22
0581-3	31-40	3/5/2024	<0.30	<0.32	<0.37	<0.23	0.69J	20	20.69
0582-1	9-18	3/1/2021	<0.16	<0.15	2	<0.23	<0.10	11	13
0582-1	9-18	3/8/2022	<0.16	0.18J	0.38J	<0.23	<0.10	0.89JH	1.45
0582-1	9-18	3/9/2023	<0.30	<0.32	<0.37	<0.23	3.8	0.35J	4.15
0582-1	9-18	3/5/2024	<0.30	<0.32	<0.37	<0.23	1.7J	<0.24	1.7
0582-2	20-29	3/2/2021	<0.16	1.3	4.3	<0.23	**39**	**42**	86.6
0582-2	20-29	3/8/2022	<0.16	0.76J	1.9	<0.23	**29**	**34HJ**	65.66
0582-2	20-29	3/9/2023	<0.30	1.1	1.2	<0.23	**14**	18	34.3
0582-2	20-29	3/5/2024	<0.30	0.85J	1	<0.23	6.4	1.8	10.05
0582-3	31-40	9/14/2020	<0.16	<0.15	<0.15	<0.23	0.85J	6.1	6.95
0582-3	31-40	3/2/2021	<0.16	<0.15	<0.15	<0.23	<0.10	16	16
0582-3	31-40	9/13/2021	<0.16	<0.15	<0.15	<0.23	0.29J	<15	0.29
0582-3	31-40	3/8/2022	<0.16	<0.15	<0.15	<0.23	<0.10	21HJ	21
0582-3	31-40	9/9/2022	<0.30	<0.32	<0.37	<0.23	<0.51	30	30
0582-3	31-40	3/9/2023	<0.30	<0.32	<0.37	<0.23	<0.51	26	26
0582-3	31-40	9/13/2023	<0.30J	<0.32J	<0.37J	<0.23J	<0.51J	**35J**	35
0582-3	31-40	3/5/2024	<0.30	<0.32	<0.37	<0.23	<0.51	**34**	34
0583-1	9-18	3/2/2021	<0.16	0.85J	<0.15	<0.23	<0.10	0.47J	1.32
0583-1	9-18	3/8/2022	<0.16	0.27J	<0.15	<0.23	<0.10	0.73JH	1
0583-1	9-18	3/9/2023	<0.30	<0.32	<0.37	<0.23	<0.51	<0.27	ND
0583-1	9-18	3/4/2024	<0.30	<0.32	<0.37	<0.23	<0.51	<0.24	ND
0583-2	20-29	9/14/2020	<0.16	5.3	1.7	<0.23	**11**	5.9	23.9
0583-2	20-29	3/2/2021	<0.16	6.8	2.4	<0.23	<0.10	5.7	14.9
0583-2	20-29	9/13/2021	<0.16	6	2	<0.23	**13**	<5.0	21
0583-2	20-29	3/8/2022	<0.16	6.2	2	<0.23	**12**	4.8HJ	25
0583-2	20-29	3/9/2023	<0.30	6.3	1.6	<0.23	**12**	4.6	24.5
0583-2	20-29	3/4/2024	<0.30	4.8	1	<0.23	7.3	2	15.1
0583-3	31-40	3/9/2023	<0.30	<0.32	<0.37	<0.23	<0.51	<0.27	ND
0583-3	31-40	3/4/2024	<0.30	<0.32	<0.37	<0.23	<0.51	<0.24	ND
0584-1	9-18	3/2/2021	<0.16	<0.15	<0.15	<0.23	<0.10	1.1J	1.1
0584-1	9-18	3/4/2022	<0.16	<0.15	<0.15	<0.23	<0.10	<0.27	ND
0584-1	9-18	3/10/2023	<0.30	<0.32	<0.37	<0.23	<0.51	<0.27	ND
0584-1	9-18	3/1/2024	<0.30	<0.32	<0.37	<0.23	<0.51	<0.24	ND
0584-2	20-29	9/15/2020	<0.16	0.29J	0.36J	<0.23	1.7	<0.85J	2.35
0584-2	20-29	3/2/2021	<0.16	0.44J	<0.15	<0.23	<0.10	0.80J	1.24
0584-2	20-29	9/10/2021	<0.16	2.8	<0.15	<0.23	6.9	<0.71J	9.7
0584-2	20-29	3/4/2022	<0.16	0.55J	<0.15	<0.23	3.2	1.2J	4.95
0584-2	20-29	9/9/2022	<0.30	0.49J	<0.37	<0.23	3.8	<2.3	4.29
0584-2	20-29	3/10/2023	<0.30	0.95J	<0.37	<0.23	**19**	1.5	21.45
0584-2	20-29	9/14/2023	<0.30J	<0.32J	<0.37J	<0.23J	5.2J	1.8HJ	7
0584-2	20-29	3/1/2024	<1.2	<1.3	<1.5	<0.92	8.4	1.3J	9.7
0584-3	31-40	3/2/2021	<0.16	<0.15	<0.15	<0.23	<0.10	2.6	2.6
0584-3	31-40	3/4/2022	<0.16	<0.15	<0.15	<0.23	<0.10	2.2J	2.2
0584-3	31-40	3/10/2023	<0.30	<0.32	<0.37	<0.23	<0.51	2.4J	2.4
0584-3	31-40	3/1/2024	<1.2	<1.3	<1.5	<0.92	<2.0	2.0J	2
0585-1	9-18	9/15/2020	<0.16	<0.15	1.8	<0.23	**25**	<2.5	26.8
0585-1	9-18	3/3/2021	<0.16	<0.15	1.4	<0.23	**11**	1.5	13.9
0585-1	9-18	9/10/2021	<0.16	<0.15	0.93J	<0.23	2.5	<1.2J	3.43
0585-1	9-18	3/4/2022	<0.16	<0.15	0.24J	<0.23	1.1	0.70J	2.04
0585-1	9-18	3/10/2023	<0.30	<0.32	<0.37	<0.23	<0.51	<0.27	ND
0585-1	9-18	3/1/2024	<0.30	<0.32	<0.37	<0.23	0.99J	<0.24	0.99
0585-2	20-29	9/15/2020	0.60J	160	28	3.2	**380**	14	585.8
0585-2	20-29	3/3/2021	<0.16	36	9	<0.23	**110**	5	160
0585-2	20-29	9/10/2021	<0.16	11	6.9	<0.23	**33**	<3.2	50.9
0585-2	20-29	3/4/2022	<0.16	<0.15	2.3	<0.23	3.3	3.3J	8.9
0585-2	20-29	9/10/2022	<0.30	<0.32	1.8	<0.23	1.0J	<3.4	2.8
0585-2	20-29	3/10/2023	<0.30	<0.32	1.3	<0.23	<0.51	3.7	5
0585-2	20-29	9/14/2023	<0.30J	<0.32J	0.59J	<0.23J	<0.51J	5.9J	6.49

Table 6. COPC Groundwater Concentrations at the Building 100 Area Since September 2020 (µg/L) (continued)

Location	Screen Depth (ft)	Date Sampled	TCE	*cis*-1,2-DCE	*trans*-1,2-DCE	1,1-DCE	Vinyl chloride	1,4-Dioxane	TCOPCs
0585-2	20-29	3/1/2024	<1.2	<1.3	<1.5	<0.92	<2.0	4.7	4.7
0585-3	31-40	3/4/2022	<0.16	<0.15	<0.15	<0.23	0.11J	2.3J	2.41
0585-3	31-40	3/10/2023	<0.30	<0.32	<0.37	<0.23	<0.51	3.2J	3.2
0585-3	31-40	3/1/2024	<1.2	<1.3	<1.5	<0.92	<2.0	3.1J	3.1
0586-1	8-17	3/2/2021	<0.16	<0.15	<0.15	<0.23	<0.10	0.91J	0.91
0586-1	8-17	3/7/2022	<0.16	<0.15	<0.15	<0.23	<0.10	<0.61J	ND
0586-1	8-17	3/10/2023	<0.30	<0.32	<0.37	<0.23	<0.51	<0.27	ND
0586-1	8-17	2/29/2024	<0.30	<0.32	<0.37	<0.23	0.64J	<0.24	0.64
0586-2	19-28	9/15/2020	<0.16	6.5	0.44J	<0.23	**27**	<3.0	33.94
0586-2	19-28	3/2/2021	<0.16	<0.15	<0.15	<0.23	<0.10	3.7	3.7
0586-2	19-28	9/10/2021	<0.16	<0.15	<0.15	<0.23	<0.10	<2.0	ND
0586-2	19-28	3/7/2022	<0.16	<0.15	<0.15	<0.23	<0.10	2.5J	2.5
0586-2	19-28	9/9/2022	<0.30	<0.32	<0.37	<0.23	<0.51	<3.0	ND
0586-2	19-28	3/10/2023	<0.30	<0.32	<0.37	<0.23	<0.51	3.2	3.2
0586-2	19-28	9/14/2023	<0.30	<0.32	<0.37	<0.23	<0.51	4.1J	4.1
0586-2	19-28	2/29/2024	<0.30	<0.32	<0.37	<0.23	<0.51	2.8	2.8
0586-3	30-39	3/2/2021	<0.16	<0.15	<0.15	<0.23	<0.10	1.5	1.5
0586-3	30-39	9/10/2021	<0.16	<0.15	<0.15	<0.23	<0.10	<0.76J	ND
0586-3	30-39	3/7/2022	<0.16	<0.15	<0.15	<0.23	<0.10	<0.74J	ND
0586-3	30-39	3/10/2023	<0.30	<0.32	<0.37	<0.23	<0.51	0.30J	0.3
0586-3	30-39	2/29/2024	<0.30	<0.32	<0.37	<0.23	<0.51	<0.24	ND
0587-1	9-18	3/2/2021	<0.16	<0.15	<0.15	<0.23	<0.10	1.1J	1.1
0587-1	9-18	3/7/2022	<0.16	<0.15	<0.15	<0.23	<0.10	<0.78J	ND
0587-1	9-18	3/13/2023	<0.30	<0.32	<0.37	<0.23	<0.51	1.2J	1.2
0587-1	9-18	2/29/2024	<0.30	<0.32	<0.37	<0.23	<0.51	<0.24	ND
0587-2	20-29	9/15/2020	<0.16	3.4	0.41J	<0.23	<0.10	<3.3	3.81
0587-2	20-29	3/2/2021	<0.16	3	0.26J	<0.23	<0.10	3.2	6.46
0587-2	20-29	9/10/2021	<0.16	1.5	0.24J	<0.23	<0.10	<1.5	1.74
0587-2	20-29	3/7/2022	<0.16	0.61J	0.39J	<0.23	1.1	2.2J	4.3
0587-2	20-29	3/13/2023	<0.30	0.33J	<0.37	<0.23	<0.51	2.3	2.63
0587-2	20-29	2/29/2024	<0.30	<0.32	<0.37	<0.23	<0.51	3.5J	3.5
0587-3	31-40	3/13/2023	<0.30	<0.32	<0.37	<0.23	<0.51	0.84J	0.84
0587-3	31-40	2/29/2024	<0.30	<0.32	<0.37	<0.23	<0.51	<0.24	ND
0588-1	9-18	3/2/2021	<0.16	<0.15	<0.15	<0.23	<0.10	1.9	1.9
0588-1	9-18	3/7/2022	<0.16	0.22J	<0.15	<0.23	0.95J	<0.75J	1.17
0588-1	9-18	3/13/2023	<0.30	<0.32	<0.37	<0.23	<0.51	0.43J	0.43
0588-1	9-18	2/29/2024	<0.30	<0.32	<0.37	<0.23	1.1J	<0.24	1.1
0588-2	20-29	3/2/2021	<0.16	0.92J	<0.15	<0.23	<0.10	3.6	4.52
0588-2	20-29	3/7/2022	<0.16	0.21J	<0.15	<0.23	1.6	2.6J	4.41
0588-2	20-29	3/13/2023	<0.30	<0.32	<0.37	<0.23	<0.51	1.9J	1.9
0588-2	20-29	2/29/2024	<0.30	<0.32	<0.37	<0.23	0.89J	1.7J	2.59
0588-3	31-40	3/2/2021	<0.16	<0.15	<0.15	<0.23	<0.10	0.79J	0.79
0588-3	31-40	3/7/2022	<0.16	<0.15	<0.15	<0.23	0.74J	<1.2J	0.74
0588-3	31-40	3/10/2023	<0.30	<0.32	<0.37	<0.23	<0.51	0.47J	0.47
0588-3	31-40	3/1/2024	<1.2	<1.3	<1.5	<0.92	<2.0	<0.24	ND
S30B	5-15	3/23/2022	0.53JH	2.7HJ	1.6HJ	<0.23H	**38HJ**	<0.44JB	42.83
S30B	5-15	3/22/2023	0.49J	1.9	0.59J	<0.23	8.6	<0.27	11.58
S30B	5-15	3/20/2024	0.66J	1.8	1.2	<0.23	**23**	<0.24	26.66
S33C	11-21	3/22/2022	**340J**	**2600**	<150	<230	<100	<2.2	2940
S33C	11-21	3/21/2023	**170**	**2000**	170	48	**310**	<0.27	2698
S33C	11-21	3/20/2024	**1100**	**5000**	560	**140**	**350**	<0.24	7150
S35B	5-15	3/23/2022	<8.0	<7.5	260	<12	<5.0	<3.5H	260
S35B	5-15	3/22/2023	3.5	3.8	37	<0.23	**11**	2.2	57.5
S35B	5-15	3/20/2024	2.4	2.3	26	<0.23	3.9	1.9	36.5
S67B	10-19.83	3/22/2022	<8.0	<7.5	<7.5	<12	**120**	**39**	159
S67B	10-19.83	3/21/2023	<0.30	2.1	1.3	<0.23	**99**	**47**	149.4
S67B	10-19.83	3/19/2024	<0.30	<0.32	0.67J	<0.23	**24**	**33**	57.67
S67C	20-29.83	3/22/2022	<3.2	<3.0	<3.0	<4.6	**51**	24	75
S67C	20-29.83	3/21/2023	<0.30	1.2	0.85J	<0.23	**19**	17	38.05
S67C	20-29.83	3/19/2024	<0.30	0.88J	0.62J	<0.23	3.2	0.47J	5.17
S67D	30-39.83	3/22/2022	<0.64	1.2J	1.6J	<0.92	6.2	<2.5	9
S67D	30-39.83	3/21/2023	<0.30	0.42J	0.53J	<0.23	<0.51	1.3J	2.25
S67D	30-39.83	3/19/2024	<0.30	<0.32	<0.37	<0.23	1.6J	1.5	3.1
S68B	10-20	3/3/2021	<0.16	<0.15	<0.15	<0.23	<0.10	0.37J	0.37
S68B	10-20	3/7/2022	<0.16	<0.15	<0.15	<0.23	1	2.1SJ	3.1
S68B	10-20	3/10/2023	<0.30	<0.32	<0.37	<0.23	<0.51	<0.27	ND
S68B	10-20	3/5/2024	<0.30	<0.32	<0.37	<0.23	<0.51	<0.24	ND
S68C	18-28	3/3/2021	<0.16	<0.15	<0.15	<0.23	<0.10	2.9	2.9
S68C	18-28	3/7/2022	<0.16	<0.15	<0.15	<0.23	<0.10	<0.39JS	ND
S68C	18-28	3/10/2023	<0.30	<0.32	<0.37	<0.23	<0.51	4	4

Table 6. COPC Groundwater Concentrations at the Building 100 Area Since September 2020 (µg/L) (continued)

Location	Screen Depth (ft)	Date Sampled	TCE	*cis*-1,2-DCE	*trans*-1,2-DCE	1,1-DCE	Vinyl chloride	1,4-Dioxane	TCOPCs
S68C	18-28	3/5/2024	<0.30	<0.32	<0.37	<0.23	2.4	2.5	4.9
S69B	10-20	3/8/2022	<0.16	<0.15	<0.15	<0.23	<0.10	0.39J	0.39
S69B	10-20	3/4/2024	<0.30	<0.32	<0.37	<0.23	<0.51	<0.24	ND
S69C	20-30	2/25/2021	<0.16	0.16J	<0.15	<0.23	0.54J	1.4	2.1
S69C	20-30	3/8/2022	<0.16	0.77J	<0.15	<0.23	<0.10J	2.5HJ	3.27
S69C	20-30	3/9/2023	<0.30	0.79J	<0.37	<0.23	<0.51	4.6J	5.39
S69C	20-30	3/4/2024	<0.30	0.55J	<0.37	<0.23	0.83J	3.6	4.98
S69D	30-40	2/25/2021	<0.16	<0.15	<0.15	<0.23	0.62J	0.47J	1.09
S69D	30-40	3/8/2022	<0.16	0.46J	<0.15	<0.23	<0.10	0.90HJ	1.36
S69D	30-40	3/9/2023	<0.30	0.46J	<0.37	<0.23	<0.51	0.28J	0.74
S69D	30-40	3/4/2024	<0.30	0.53J	<0.37	<0.23	<0.51	<0.24	0.53
S70B	10-20	2/26/2021	<0.16	0.86J	<0.15	<0.23	5.4	19B	25.26
S70B	10-20	3/8/2022	<0.16	0.66J	<0.15	<0.23	3.3	16HJ	19.96
S70B	10-20	3/9/2023	<0.30	0.87J	<0.37	<0.23	3.6	21	25.47
S70B	10-20	3/4/2024	<0.30	1.5	<0.37	<0.23	6.5	16	24
S70C	20-30	9/14/2020	<0.16	<0.15	<0.15	<0.23	<0.10	25	25
S70C	20-30	2/26/2021	<0.16	<0.15	<0.15	<0.23	1.8	24B	25.8
S70C	20-30	9/10/2021	<0.16	<0.15	0.23J	<0.23	1.5	**48J**	49.73
S70C	20-30	3/8/2022	<0.16	<0.15	<0.15	<0.23	0.98J	21HJ	21.98
S70C	20-30	9/9/2022	<0.30	<0.32	<0.37	<0.23	1.1J	31	32.1
S70C	20-30	3/9/2023	<0.30	<0.32	<0.37	<0.23	<0.51	**32**	32
S70C	20-30	9/14/2023	<0.30	<0.32	<0.37	<0.23	0.52J	26J	26.52
S70C	20-30	3/4/2024	<0.30	<0.32	<0.37	<0.23	0.57J	28	28.57
S70D	30-40	2/26/2021	<0.16	9	3.1	<0.23	**12**	24B	48.1
S70D	30-40	3/8/2022	<0.16	6.4	2.6	<0.23	8.5	19HJ	36.5
S70D	30-40	3/9/2023	<0.30	4.9	2	<0.23	8.1	27	42
S70D	30-40	3/4/2024	<0.30	2.6	1.2	<0.23	5.3	26	35.1
S71B	10-20	2/25/2021	<0.16	0.27J	<0.15	<0.23	2.6	6.7	9.57
S71B	10-20	3/3/2022	<0.16	0.38J	<0.15	<0.23	1.1	6.9J	8.38
S71B	10-20	3/14/2023	<0.30	<0.32	<0.37	<0.23	<0.51	1.5	1.5
S71B	10-20	2/29/2024	<0.30	<0.32	<0.37	<0.23	<0.51	0.31J	0.31
S71C	20-30	2/25/2021	<0.16	<0.15	<0.15	<0.23	4.2	**36B**	40.2
S71C	20-30	3/3/2022	<0.16	<0.15	<0.15	<0.23	1.5	**36J**	37.5
S71C	20-30	3/13/2023	<0.30	<0.32	<0.37	<0.23	<0.51	**39**	39
S71C	20-30	2/29/2024	<0.30	<0.32	<0.37	<0.23	<0.51	22	22
S71D	30-40	9/14/2020	<0.16	<0.15	<0.15	<0.23	6.4	7.0J	13.4
S71D	30-40	2/24/2021	<0.16	<0.15	<0.15	<0.23	6.3	6.4	12.7
S71D	30-40	9/10/2021	<0.16	<0.15	<0.15	<0.23	7.8	<8.0	7.8
S71D	30-40	3/3/2022	<0.16	<0.15	<0.15	<0.23	4	6.3J	10.3
S71D	30-40	9/9/2022	<0.30	<0.32	<0.37	<0.23	3.7	7.7	11.4
S71D	30-40	3/14/2023	<0.30	<0.32	<0.37	<0.23	2.9	8	10.9
S71D	30-40	9/14/2023	<0.30J	<0.32J	<0.37J	<0.23J	3.1J	19J	22.1
S71D	30-40	2/29/2024	<0.30	<0.32	<0.37	<0.23	2.3	8.6	10.9
S73B	10-20	3/1/2021	<0.16	<0.15	<0.15	<0.23	<0.10	0.44J	0.44
S73B	10-20	3/8/2022	<0.16	<0.15	<0.15	<0.23	0.86J	0.48J	1.34
S73B	10-20	3/9/2023	<0.30	<0.32	<0.37	<0.23	<0.51	0.46J	0.46
S73B	10-20	3/4/2024	<0.30	<0.32	<0.37	<0.23	<0.51	1.2J	1.2
S73C	20-30	9/14/2020	<0.16	<0.15	0.27J	<0.23	6.7	6.1	13.07
S73C	20-30	3/1/2021	<0.16	<0.15	0.59J	<0.23	<0.10	6.5	7.09
S73C	20-30	9/13/2021	<0.16	0.34J	0.77J	<0.23	6.6	<5.5	7.71
S73C	20-30	3/8/2022	<0.16	0.39J	0.45J	<0.23	5.8	4.4J	11.04
S73C	20-30	3/9/2023	<0.30	<0.32	0.66J	<0.23	4.9	7	12.56
S73C	20-30	3/4/2024	<0.30	0.91J	0.45J	<0.23	4.8	6.9	13.06

Notes:
Values preceded by "<" are below the method detection limit.
All concentration values are in micrograms per liter.
Not all wells were sampled during every sampling event.
Some TCOPC values are rounded.
The offsite CTL is a factor of 10 lower than the listed onsite (poor water quality) CTL.
Bolded values exceed the corresponding onsite or offsite CTL.

Abbreviations:
ft = feet
ND = not detected

Qualifiers:
* = replicate analysis not within control limits
B = inorganic: Result is between the instrument detection limit and contract-required detection limit
H = holding time expired, value suspect
J = estimated value
N = tentatively identified compound
S = result determined by method of standard addition

Plates

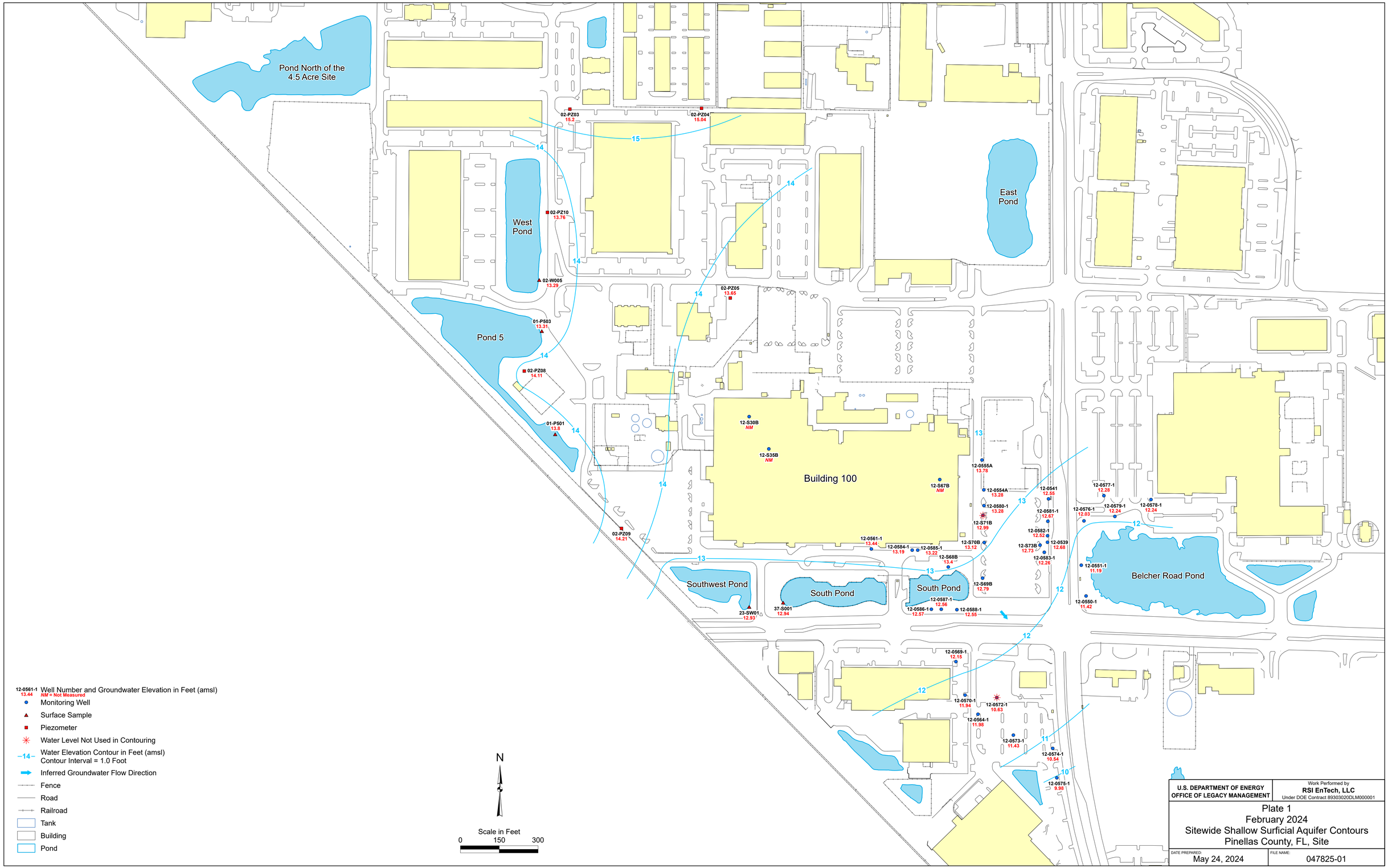

U.S. DEPARTMENT OF ENERGY
OFFICE OF LEGACY MANAGEMENT

Work Performed by
RSI EnTech, LLC
Under DOE Contract 89303020DLM000001

Plate 1
February 2024
Sitewide Shallow Surficial Aquifer Contours
Pinellas County, FL, Site

DATE PREPARED: May 24, 2024

FILE NAME: 047825-01

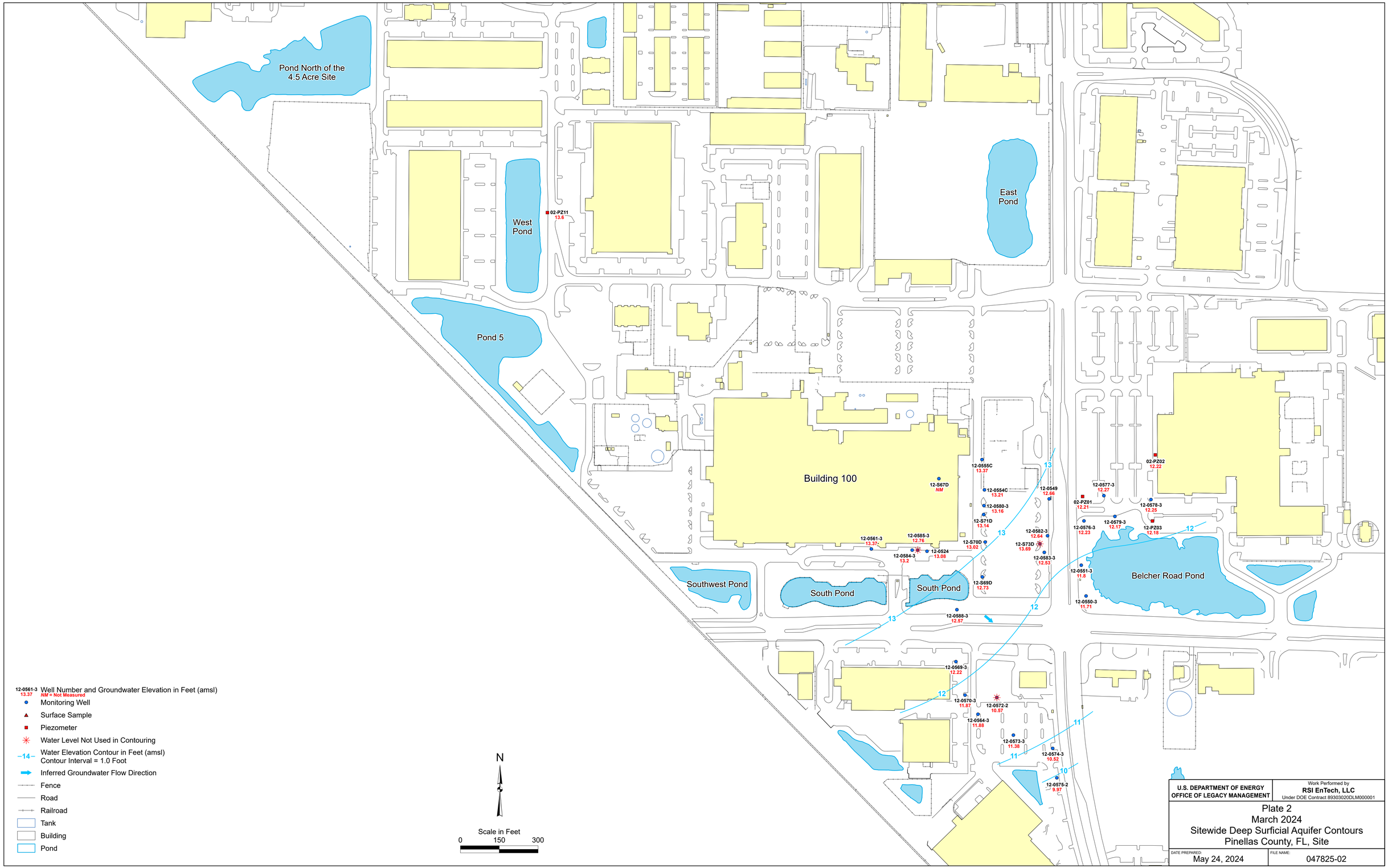
Pond North of the 4.5 Acre Site
West Pond
02-PZ11
13.6
Pond 5
East Pond
Building 100
12-S67D
NM
12-0555C
13.37
12-0554C
13.21
12-0580-3
13.16
12-S71D
13.14
12-S70D
13.02
12-S73D
13.69
12-0549
12.66
12-0582-3
12.64
12-0583-3
12.53
12-S69D
12.73
12-0561-3
13.37
12-0585-3
12.76
12-0584-3
13.2
12-0524
13.08
12-0588-3
12.57
Southwest Pond
South Pond
South Pond
02-PZ02
12.22
12-0577-3
12.27
02-PZ01
12.21
12-0578-3
12.25
12-0579-3
12.17
12-0576-3
12.23
12-PZ03
12.18
12-0551-3
11.8
12-0550-3
11.71
Belcher Road Pond
12-0569-3
12.22
12-0570-3
11.87
12-0572-2
10.57
12-0564-3
11.88
12-0573-3
11.39
12-0574-3
10.52
12-0575-2
9.97
13
12
11
10
N
Scale in Feet
0
150
300
12-0561-3 Well Number and Groundwater Elevation in Feet (amsl)
13.37 NM = Not Measured
Monitoring Well
Surface Sample
Piezometer
Water Level Not Used in Contouring
−14− Water Elevation Contour in Feet (amsl)
Contour Interval = 1.0 Foot
Inferred Groundwater Flow Direction
Fence
Road
Railroad
Tank
Building
Pond
U.S. DEPARTMENT OF ENERGY
OFFICE OF LEGACY MANAGEMENT
Work Performed by
RSI EnTech, LLC
Under DOE Contract 89303020DLM000001
Plate 2
March 2024
Sitewide Deep Surficial Aquifer Contours
Pinellas County, FL, Site
DATE PREPARED:
May 24, 2024
FILE NAME:
047825-02

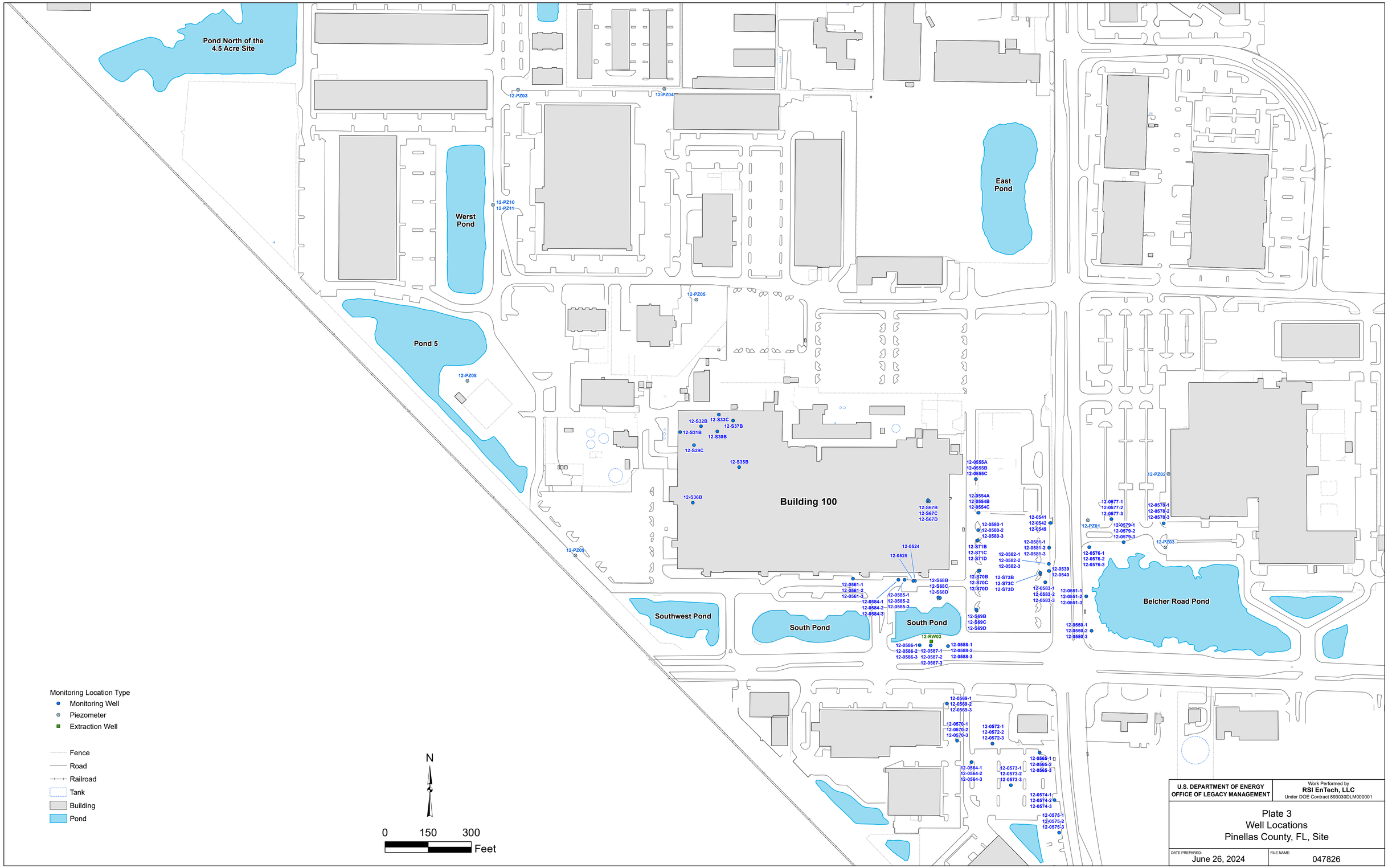

U.S. DEPARTMENT OF ENERGY OFFICE OF LEGACY MANAGEMENT	Work Performed by **RSI EnTech, LLC** Under DOE Contract 893030DLM000001

Plate 3
Well Locations
Pinellas County, FL, Site

DATE PREPARED:	FILE NAME:
June 26, 2024	047826

Appendix A

(Indoor) Monitoring Well Vapor Mitigation Work Plan

(Memorandum by Geosyntec Consultants:
Work Plan: Monitoring Well Vapor Mitigation Building 100)

Table A-1. Indoor Monitoring Well Vapor Readings

Date		Time	Methane	Hydrogen Sulfide	Carbon Monoxide	Oxygen	VOCs	Pressure	Notes
			% LEL	ppm	ppm	%	ppm	Pa	
A	3/19/2024	1658	0.2	0	0	20.8	0	--	
S	3/19/2024	1702	0.2	0	0	20.7	0	2.1	S67B Open
A	3/19/2024	1704	0.2	0	0	20.7	0	--	
S	3/19/2024	1707	0	0	0	21.0	0	0	
A	3/19/2024	1709	0	0	0	21.0	0	--	
S	3/19/2024	1712	0	0	0	21.0	0	0	
A	3/19/2024	1714	0	0	0	21.0	0	--	
S	3/19/2024	1717	0	0	0	21.0	0	0	
A	3/19/2024	1719	0	0	0	21.0	0	--	
S	3/19/2024	1722	0	0	0	21.0	0	0	
A	3/19/2024	1724	0	0	0	21.1	0	--	
S	3/19/2024	1727	0	0	0	21.1	0	0	
A	3/19/2024	1729	0	0	0	21.1	0	--	
S	3/19/2024	1732	0	0	0	21.1	0.9	0	
A	3/19/2024	1734	0	0	0	21.1	0	--	
S	3/19/2024	1737	0	0	0	21.1	0	0	
A	3/19/2024	1739	0	0	0	21.1	0	--	
S	3/19/2024	1742	0	0	0	21.1	0	0	
A	3/19/2024	1744	0	0	0	21.1	0	--	
S	3/19/2024	1747	0	0	0	21.1	0	0	
A	3/19/2024	1749	0	0	0	21.1	0	--	S67B Closed
A	3/19/2024	1757	0	0	0	21.3	0	--	
S	3/19/2024	1805	0	1	0	21.3	0	-4.9	S67C Open
A	3/19/2024	1807	0	0	0	21.3	0	--	
S	3/19/2024	1810	0	1	0	21.3	0	0	
A	3/19/2024	1812	0	0	0	21.3	0	--	
S	3/19/2024	1815	0	0	0	21.4	0	0	
A	3/19/2024	1817	0	0	0	21.4	0	--	
S	3/19/2024	1820	0	0	0	21.4	0	0	
A	3/19/2024	1822	0	0	0	21.4	0	--	
S	3/19/2024	1825	0	0	0	21.4	0	0	
A	3/19/2024	1827	0	0	0	21.4	0	--	
S	3/19/2024	1830	0	1	0	21.4	0	0	
A	3/19/2024	1832	0	0	0	21.4	0	--	
S	3/19/2024	1835	0	0	0	21.4	0	0	
A	3/19/2024	1837	0	0	0	21.4	0	--	
S	3/19/2024	1840	0	0	0	21.4	0	0	
A	3/19/2024	1842	0	0	0	21.4	0	--	S67C Closed
A	3/19/2024	1916	0	0	0	21.7	0	--	
S	3/19/2024	1920	0.1	0	0	21.5	0	0	S67D Open
A	3/19/2024	1922	0	0	0	21.6	0	--	
S	3/19/2024	1925	0	0	0	21.6	0	0	
A	3/19/2024	1927	0	0	0	21.6	0	--	
S	3/19/2024	1930	0	0	0	21.5	0	0	
A	3/19/2024	1932	0	0	0	21.5	0	--	
S	3/19/2024	1935	0	0	0	21.5	0	0	
A	3/19/2024	1937	0	0	0	21.5	0	--	
S	3/19/2024	1940	0	0	0	21.5	0	0	
A	3/19/2024	1942	0	0	0	21.4	0	--	
S	3/19/2024	1945	0	0	0	21.4	0	0	
A	3/19/2024	1947	0	0	0	21.5	0	--	
S	3/19/2024	1950	0	1	0	21.4	0	0	
A	3/19/2024	1952	0	1	0	21.4	0	--	
S	3/19/2024	1955	0	0	0	21.5	0	0	
A	3/19/2024	1957	0	1	0	21.5	0	--	
S	3/19/2024	2000	0	0	0	21.5	0	0	
A	3/19/2024	2002	0	1	0	21.5	0	--	
S	3/19/2024	2005	0	1	0	21.5	0	0	
A	3/19/2024	2007	0	0	0	21.5	0	--	
S	3/19/2024	2010	0	0	0	21.5	0	0	
A	3/19/2024	2012	0	0	0	21.5	0	--	
S	3/19/2024	2015	0	1	0	21.6	0	0	
A	3/19/2024	2017	0	0	0	21.5	0	--	
S	3/19/2024	2020	0	0	0	21.6	0	0	
A	3/19/2024	2022	0	0	0	21.5	0	--	
S	3/19/2024	2025	0	1	0	21.6	0	0	
A	3/19/2024	2027	0	1	0	21.6	0	--	S67D Closed

Table A-1. Indoor Monitoring Well Vapor Readings (continued)

	Date	Time	Methane	Hydrogen Sulfide	Carbon Monoxide	Oxygen	VOCs	Pressure	Notes
			% LEL	ppm	ppm	%	ppm	Pa	
A	3/20/2024	1610	0	1	0	20.8	0.1	--	
S	3/20/2024	1620	0	1	0	21.0	0.4	-3.8	S33C Open
A	3/20/2024	1622	0	1	0	21.1	0.1	--	
S	3/20/2024	1625	0	1	0	21.1	0.5	0	
A	3/20/2024	1627	0	1	0	21.1	0.1	--	
S	3/20/2024	1630	0	0	0	21.2	0.5	0	
A	3/20/2024	1632	0	0	0	21.1	0.3	--	
S	3/20/2024	1635	0	1	0	21.3	0.5	0	
A	3/20/2024	1637	0	1	0	21.3	0.3	--	
S	3/20/2024	1640	0	1	0	21.4	0.6	0	
A	3/20/2024	1642	0	1	0	21.4	0.3	--	
S	3/20/2024	1645	0	1	0	21.5	0.6	0	
A	3/20/2024	1647	0	1	0	21.5	0.4	--	
S	3/20/2024	1650	0	1	0	21.5	0.7	0	
A	3/20/2024	1652	0	1	0	21.5	0.4	--	
S	3/20/2024	1655	0	1	0	21.5	0.7	0	
A	3/20/2024	1657	0	1	0	21.5	0.4	--	
S	3/20/2024	1700	0	1	0	21.5	0.7	0	
A	3/20/2024	1702	0	1	0	21.5	0.4	--	S33C Closed
A	3/20/2024	1752	0	0	0	21.5	0.9	--	
S	3/20/2024	1800	0	1	0	21.4	1	0	S35B Open
A	3/20/2024	1802	0	0	0	21.4	0.9	--	
S	3/20/2024	1805	0	0	0	21.4	1	0	
A	3/20/2024	1807	0	0	0	21.4	0.9	--	
S	3/20/2024	1810	0	0	0	21.4	1	0	
A	3/20/2024	1812	0	0	0	21.4	0.9	--	
S	3/20/2024	1815	0	0	0	21.4	1	0	
A	3/20/2024	1817	0	1	0	21.4	0.9	--	
S	3/20/2024	1820	0	0	0	21.4	1	0	
A	3/20/2024	1822	0	0	0	21.4	0.9	--	
S	3/20/2024	1825	0	1	0	21.4	1	0	
A	3/20/2024	1827	0	1	0	21.4	0.9	--	
S	3/20/2024	1830	0	0	0	21.4	1	0	
A	3/20/2024	1832	0	1	0	21.4	0.9	--	
S	3/20/2024	1835	0	1	0	21.4	1	0	
A	3/20/2024	1837	0	0	0	21.4	0.9	--	
S	3/20/2024	1840	0	1	0	21.4	1	0	
A	3/20/2024	1842	0	0	0	21.4	0.9	--	
S	3/20/2024	1845	0	0	0	21.4	1	0	
A	3/20/2024	1847	0	1	0	21.4	0.9	--	
S	3/20/2024	1850	0	0	0	21.4	1	0	
A	3/20/2024	1852	0	0	0	21.4	0.9	--	
S	3/20/2024	1855	0	1	0	21.4	1	0	
A	3/20/2024	1857	0	0	0	21.4	0.9	--	S35B Closed
A	3/20/2024	1950	0	0	0	21.4	0.2	--	
S	3/20/2024	1955	0	0	0	21.4	0.4	0	S30B Open
A	3/20/2024	1957	0	0	0	21.4	0.2	--	
S	3/20/2024	2000	0	0	0	21.3	0.4	0	
A	3/20/2024	2002	0	0	0	21.4	0.2	--	
S	3/20/2024	2005	0	0	0	21.4	0.5	0	
A	3/20/2024	2007	0	0	0	21.4	0.3	--	
S	3/20/2024	2010	0	0	0	21.4	0.5	0	
A	3/20/2024	2012	0	0	0	21.4	0.3	--	
S	3/20/2024	2015	0	0	0	21.4	0.5	0	
A	3/20/2024	2017	0	0	0	21.4	0.3	--	
S	3/20/2024	2020	0	0	0	21.4	0.5	0	
A	3/20/2024	2022	0	0	0	21.4	0.3	--	
S	3/20/2024	2025	0	0	0	21.4	0.5	0	
A	3/20/2024	2027	0	0	0	21.4	0.3	--	
S	3/20/2024	2030	0	0	0	21.4	0.5	0	
A	3/20/2024	2032	0	0	0	21.4	0.3	--	
S	3/20/2024	2035	0	1	0	21.4	0.5	0	
A	3/20/2024	2037	0	0	0	21.4	0.3	--	
S	3/20/2024	2040	0	0	0	21.4	0.5	0	
A	3/20/2024	2042	0	0	0	21.4	0.3	--	
S	3/20/2024	2045	0	0	0	21.4	0.5	0	
A	3/20/2024	2047	0	0	0	21.4	0.3	--	
S	3/20/2024	2050	0	0	0	21.4	0.5	0	
A	3/20/2024	2052	0	0	0	21.4	0.3	--	S30B Closed

Notes:
-- = not measured
A = ambient air near monitoring well
P = above purge water
S = inside shroud

Abbreviations: % LEL = percent lower explosive limit, Pa = pascals, ppm = parts per million, VOC = volatile organic compound

Geosyntec consultants

19321 U.S. Highway 19 North
Building C, Suite 200
Clearwater, Florida 33764
www.geosyntec.com

Memorandum

Date: 24 January 2022

To: Julian Caballero, RSI

From: Matthew Wissler, PG - Geosyntec
Rich Murray - Geosyntec
David Riotte, PE - Geosyntec

Subject: Work Plan: Monitoring Well Vapor Mitigation
Building 100

PURPOSE

The purpose of this work plan is to outline the methods and procedures to address the potential for combustible gases (methane), volatile organic compounds (VOCs), other fixed gases (i.e., carbon dioxide [CO_2], carbon monoxide [CO], etc.) and/or fluids to be released from groundwater monitoring wells located within Building 100 during groundwater sampling. There has been approximately 2 years between groundwater monitoring well sampling events as a result of access limitations due to COVID-19 protocols within Building 100. With such an extended period of time having elapsed, precautions will be taken to mitigate for any buildup of pressure within the monitoring wells as a result of the past bioremediation injections.

BACKGROUND

Bioremediation of groundwater contamination beneath Building 100 currently consists of the injection of emulsified vegetable oil and the microorganism *Dehalococcoides mccartyi* into the surficial aquifer through eight (8) horizontal wells extending beneath Building 100. Three (3) bioinjection events have been completed including during: 1) November 2015, 2) between January–February 2017, and 3) between August–October 2019. The objective of the remedial efforts is to promote the growth of naturally occurring microorganisms to breakdown the chemical compounds into more benign by-products. This natural bioremediation process typically creates anaerobic conditions in the aquifer which has the potential to produce combustible (methane), other fixed gases (i.e., CO_2, CO, etc.) and VOCs (vinyl chloride) as by-products. Additionally, the buildup of gasses in the well head space can produce sufficient pressure to cause the well caps to eject from the top of the well casing when they are removed and/or potentially have fluids (groundwater and injection fluids) flow out of the well. A methane assessment performed by

Geosyntec in October 2018 confirmed the presence of methane gas beneath the building slab in excess of its lower explosive limit (LEL) at several isolated locations.

WORK PLAN

To support the safe access to monitoring wells that could potentially be under pressure and contain combustible gasses within Building 100, Geosyntec has prepared the following work plan. The intent of the work plan is to utilize a portable wellhead vapor mitigation system described herein to capture potentially harmful vapors that may exist within the headspace of monitoring wells and contain any groundwater which may discharge from the wells as a result of pressure in the subsurface. The monitoring wells that are under pressure within Building 100 will be retrofitted during the upcoming sampling event with fittings to allow future venting of vapors within well headspace prior to removing well caps.

Below are the proposed methods and procedures for construction and operation of the portable wellhead vapor mitigation system. A system schematic is shown on **Figure 1** and is anticipated to be comprised of a plastic shroud with an opening for access, vapor collection tubing and fittings, and a blower rated to handle combustible and/or harmful vapors. The optimum routes for the blower vent hoses are provided on **Figure 2**.

1. Place the plastic shroud over the monitoring well vault. A seam of water-tight sealant (e.g., plumber's putty) will be placed around the bottom of the shroud to seal it to the floor. After the shroud is sealed to the floor surrounding the well vault, it should not be moved until sampling is complete. The blower should operate continuously to maintain a negative pressure within the shroud relative to the surrounding airspace. Set-up of the wellhead vapor mitigation system should take between 15-30 minutes and will operate throughout the monitoring well sampling activities.

2. Connect vapor collection tubing to port on shroud; connect tubing to blower; and route the single length of tubing to the outdoors. Exhaust should extend at least 10 feet from any entrance. See **Figure 2** for recommended exhaust routing options.

3. Monitor the breathing zone and within the shroud continuously using a GEM™5000 Plus for methane, CO, CO_2, oxygen (O_2), and hydrogen sulfide (H_2S) during monitoring well access and sampling. Continuous air monitoring will also be completed using a photoionization detector (PID) and Draeger tubes will be collected periodically for vinyl chloride to monitor breathing zone concentrations and working area concentrations for VOCs. A survey of the immediate area will be completed with the GEM™5000 Plus, PID and Draeger tubes prior to initiation of any work activities. Breathing zone concentrations

will be recorded in the field logbook prior to opening the well vault, and every 5 minutes during sampling.

Breathing zone action levels are provided in **Table 1**. Workers will withdraw from the work zone if the action limits are met or exceeded outside the shroud. Workers should return to the area only when monitoring equipment shows that constituent concentrations are below action levels.

Table 1: Applicable Breathing Zone Action Levels

	Methane (%LEL)	**Hydrogen Sulfide (ppm)**	**Carbon Monoxide (ppm)**	**Oxygen (%)**	**Vinyl Chloride (ppm)**
Threshold Criteria	10	10	18	19.5	0.5

4. Prior to opening the monitoring well vault, the blower will be turned on to begin drawing air/vapors through the shroud and into the vapor collection piping. Record depressurization within the shroud using a handheld manometer connected to the ¼-inch sampling port on the shroud (**Figure 1**). Record pressure in field logbook at 15-minute intervals during sampling.
5. The bolts on the monitoring well vault lid should be opened slowly in case the well vault is pressurized due to a leak in the well cap. Once the well vault lid is removed, slowly loosen the compression cap on the monitoring well. Vapors and groundwater within the well may be under pressure, observe for evidence of pressurization (e.g., hissing or bubbling) and bleed pressure by loosening the well cap slowly prior to removing the cap.
6. Monitoring well sampling activities will take place through the opening in the shroud. Groundwater sampling methods will remain consistent with previous sampling events and adhere to Florida Department of Environmental Protection (FDEP) Standard Operating Procedure (SOP) FS2200.
7. A Shop-Vac equipped with a HEPA filter will be kept within the work area to clean-up any liquids which may discharge from the monitoring well during sampling and accumulate within the shroud during depressurization.

8. Following the completion of monitoring well sampling activities each well will be fitted with a 1- or 2-inch Vapor Sampling EcoPlug™ well cap (or similar well cap configuration should dimensions within the well vault not allow the installation of a Vapor Sampling EcoPlug™ well cap) to facilitate future monitoring of wellhead vapors without the need to uncap the well.

9. Site restoration and cleanup will consist of the following:

    a. Turn off the blower and disconnect the vapor collecting piping from the shroud;

    b. Removal of the water, debris, etc. within the plastic shroud, using a Shop-Vac equipped with a HEPA filter;

    c. Removal of the water-tight sealant; and

    d. Wiping the floor with paper towels to remove any residual debris or water.

* * * * *

FIGURES

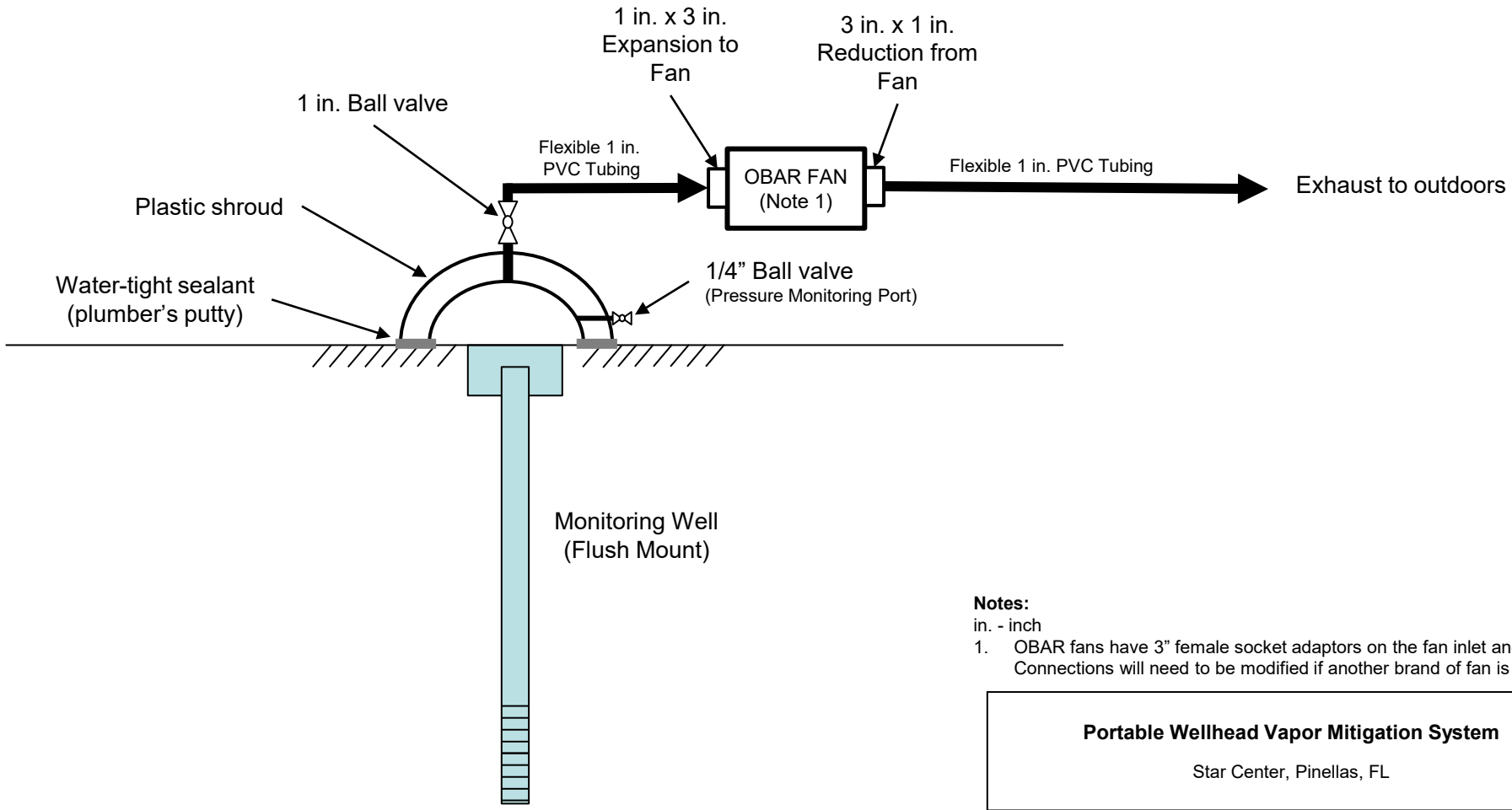

Notes:
in. - inch
1. OBAR fans have 3" female socket adaptors on the fan inlet and outlet. Connections will need to be modified if another brand of fan is used.

Portable Wellhead Vapor Mitigation System

Star Center, Pinellas, FL

Geosyntec consultants

Clearwater, FL | August 2021

Figure 1

N:\C\Chemtronics\Pilot Test - Back Valley\Sulfate Pilot\SIP Analysis\Sulfate SIP Study Memo\Fig2_SIP_conceptual.pptx

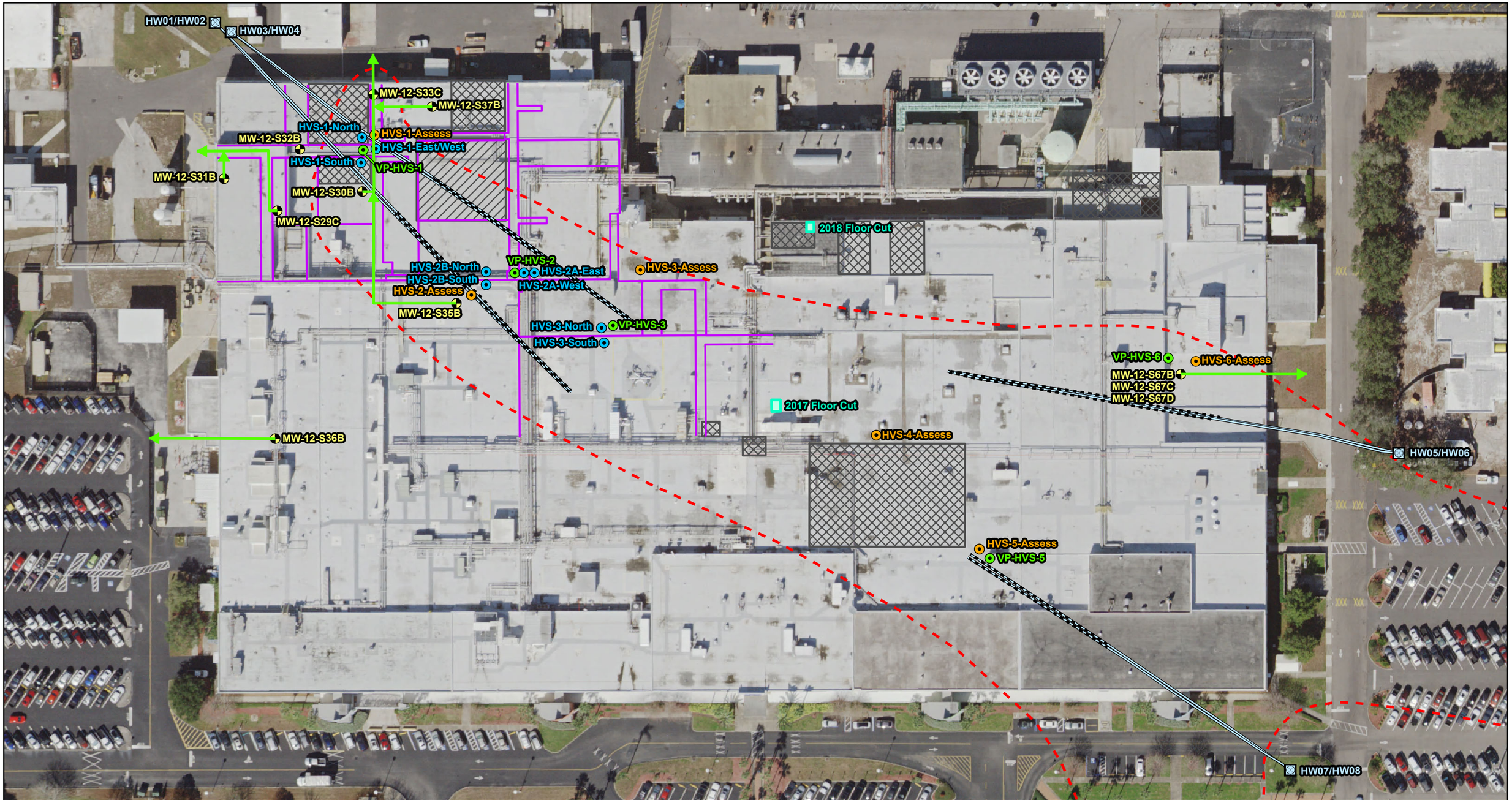

Legend

- Monitoring Well Headspace Monitoring Location
- 2015 HVS Sub-Slab Assessment Location
- 2016 Vapor Pin Sub-Slab Evaluation Location
- 2016 HVS System Location
- Horizontal Well Location
- Ventilation Hose Route
- Horizontal Well Screen
- Horizontal Well Bore Path
- Interpreted Plume Boundary
- Concrete Footing and/or Stem Wall
- Raytheon Floor Cut Location
- Exclusion Area - No Access
- Limited Access Area

0 95 Feet

N

Notes:
1. HVS indicates high-volume sampling.
2. Source of 2017 imagery: Florida Department of Transporation Aerial Photo Look Up System website.

Ventilation Hose Routing Plan

7887 Bryan Dairy Rd # 120
Largo, FL 33777

Geosyntec consultants

Clearwater, FL | January 2022

Figure 2

Path: (Titusville-01\DATA) T:\0GIS\FR3464_Star_Center\MXDs\Site_Map.mxd 19 January 2022. Last Edited by: mhensley

Appendix B

Well Construction Information

Table B-1. Well Construction Information

Well	Latitude	Longitude	Total Depth (ft bls)	Screened Interval (ft bls)	Top of Casing Elevation (ft amsl)	Ground Surface Elevation (ft amsl)	Regulatory Status
PIN12–S29C	27.87441052	-82.74964071	24	14–24	17.38	17.65	
PIN12–S30B	27.87454255	-82.74939192	15	5–15	17.39	17.65	
PIN12–S31B	27.87453416	-82.74979121	15	5–15	17.44	17.65	
PIN12–S32B	27.87459185	-82.74956637	15.5	5.5–15.5	17.33	17.65	
PIN12–S33C	27.8747042	-82.74937607	21	11–21	17.42	17.65	
PIN12–S35B	27.87420149	-82.74915431	15	5–15	17.44	17.65	
PIN12–S36B	27.8738615	-82.74964993	15	5–15	17.39	17.65	
PIN12–S37B	27.87464571	-82.74922181	15	5–15	17.43	17.65	
PIN12–S67B	27.87388691	-82.74710874	20	10–19.83	17.19	17.6	
PIN12–S67C	27.87388737	-82.74712422	30	20–29.83	17.39	17.6	
PIN12–S67D	27.87389675	-82.74711903	40	30–39.83	17.42	17.62	
PIN12–S68B	27.87295744	-82.74700038	20	10–20	16.96	17.04	
PIN12–S68C	27.87296368	-82.7469851	28	18–28	16.79	17.04	
PIN12–S68D	27.87296862	-82.74700234	40	30–40	17	17.04	
PIN12–S69B	27.87284241	-82.74658926	20	10–20	14.85	15.14	
PIN12–S69C	27.87285052	-82.74659049	30	20–30	14.8	15.14	
PIN12–S69D	27.87285584	-82.74659347	40	30–40	14.95	15.14	
PIN12–S70B	27.8732218	-82.74657273	20	10–20	15.63	15.84	
PIN12–S70C	27.8732279	-82.74656832	30	20–30	15.79	15.84	
PIN12–S70D	27.87322648	-82.74656038	40	30–40	15.81	15.84	
PIN12–S71B	27.87350963	-82.74658997	20	10–20	17.36	17.54	
PIN12–S71C	27.87351604	-82.74658927	30	20–30	17.43	17.54	
PIN12–S71D	27.8735182	-82.74658161	40	30–40	17.3	17.54	
PIN12–S73B	27.87319689	-82.74590459	20	10–20	16.04	16.14	
PIN12–S73C	27.87320365	-82.74590584	30	20–30	16.01	16.14	
PIN12–S73D	27.87321022	-82.74590713	40	30–40	16.11	16.14	
PIN12–0524	27.87312491	-82.74725561	37	27–37	15.9	16.55	
PIN12–0525	27.87312487	-82.74727158	22	12–22	16.24	16.56	
PIN12-0539	27.87322652	-82.74581649	19.5	9.5-19.5	15.21	15.68	
PIN12-0540	27.87322638	-82.74581178	30	20-30	15.1	15.24	
PIN12-0541	27.87368756	-82.74580705	20	10-20	16.53	16.8	
PIN12-0542	27.87368753	-82.7458033	30	20-30	16.66	16.84	
PIN12-0549	27.87368758	-82.74579937	40	30-40	16.62	16.8	
PIN12-0550-1	27.87265878	-82.74535123	18	9-18	13.44	13.84	
PIN12-0550-2	27.87265919	-82.74535111	29	20-29	13.44	13.84	
PIN12-0550-3	27.87265908	-82.74535132	40	31-40	13.43	13.84	
PIN12-0551-1	27.87298566	-82.74541094	18	9-18	14.1	14.54	
PIN12-0551-2	27.87298593	-82.74541107	29	20-29	14.08	14.54	
PIN12-0551-3	27.87298565	-82.74541122	40	31-40	14.1	14.54	

Table B-1. Well Construction Information (continued)

Well	Latitude	Longitude	Total Depth (ft bls)	Screened Interval (ft bls)	Top of Casing Elevation (ft amsl)	Ground Surface Elevation (ft amsl)	Regulatory Status
PIN12-0554A	27.87377969	-82.74658157	13	3-13	17.04	17.38	
PIN12-0554B	27.87377974	-82.74657746	23	13-23	16.88	17.38	
PIN12-0554C	27.87377965	-82.74657393	33	23-33	16.92	17.38	
PIN12-0555A	27.87409681	-82.74660495	12.5	2.5-12.5	16.79	17.03	
PIN12-0555B	27.87409953	-82.74660509	23	13-23	16.83	17.03	
PIN12-0555C	27.87410203	-82.74660499	33	23-33	16.84	17.03	
PIN12-RW03	27.87254713	-82.74707407	38.5	3-38	16.42	16.64	Inactive
PIN12-0561-1	27.87314366	-82.74792118	18	9-18	16.95	17.36	
PIN12-0561-2	27.87314349	-82.74792117	29	20-29	16.92	17.36	
PIN12-0561-3	27.87314368	-82.74792136	40	31-40	16.95	17.36	
PIN12-0564-1	27.8713968	-82.7466349	18	9-18	14.07	14.64	
PIN12-0564-2	27.87139658	-82.74663462	29	20-29	14.01	14.64	
PIN12-0564-3	27.87139644	-82.74663496	40	31-40	14	14.64	
PIN12-0565-1	27.87149027	-82.74590224	18	9-18	14.37	14.84	
PIN12-0565-2	27.87149021	-82.74590255	29	20-29	14.35	14.84	
PIN12-0565-3	27.87149048	-82.74590255	40	31-40	14.37	14.84	
PIN12-0569-1	27.87195296	-82.74690196	18	9-18	17.03	17.25	
PIN12-0569-2	27.87195285	-82.74690215	29	20-29	17.03	17.25	
PIN12-0569-3	27.87195304	-82.74690215	40	31-40	17.03	17.25	
PIN12-0570-1	27.87159894	-82.74679083	18	9-18	16.75	16.94	
PIN12-0570-2	27.87159883	-82.74679102	29	20-29	16.74	16.94	
PIN12-0570-3	27.8715991	-82.74679108	40	31-40	16.77	16.94	
PIN12-0572-1	27.87157492	-82.74641092	18	9-18	14.54	14.74	
PIN12-0572-2	27.87157528	-82.74641058	29	20-29	14.54	14.74	
PIN12-0572-3	27.87157512	-82.74641046	40	31-40	14.54	14.74	
PIN12-0573-1	27.87117694	-82.74621035	18	9-18	13.93	14.14	
PIN12-0573-2	27.87117724	-82.74621051	29	20-29	13.93	14.14	
PIN12-0573-3	27.87117702	-82.74621014	40	31-40	13.93	14.14	
PIN12-0574-1	27.87103778	-82.74573891	18	9-18	15.03	15.44	
PIN12-0574-2	27.87103762	-82.74573915	29	20-29	15.03	15.44	
PIN12-0574-3	27.87103789	-82.74573906	40	31-40	15.03	15.44	
PIN12-0575-1	27.87072604	-82.74568734	18	9-18	14.07	14.44	
PIN12-0575-2	27.87072621	-82.74568734	29	20-29	14.07	14.44	
PIN12-0575-3	27.87072605	-82.74568713	40	31-40	14.07	14.44	
PIN12-0576-1	27.87345714	-82.7453818	13	4-13	16.22	16.64	
PIN12-0576-2	27.87345692	-82.74538173	24	15-24	16.22	16.64	
PIN12-0576-3	27.87345698	-82.74538192	35	26-35	16.22	16.64	
PIN12-0577-1	27.87372662	-82.74514556	13	4-13	16.59	17.04	
PIN12-0577-2	27.87372643	-82.74514568	24	15-24	16.59	17.04	
PIN12-0577-3	27.87372665	-82.74514578	35	26-35	16.59	17.04	

Table B-1. Well Construction Information (continued)

Well	Latitude	Longitude	Total Depth (ft bls)	Screened Interval (ft bls)	Top of Casing Elevation (ft amsl)	Ground Surface Elevation (ft amsl)	Regulatory Status
PIN12-0578-1	27.87368855	-82.74458234	13	4-13	16.55	16.94	
PIN12-0578-2	27.87368835	-82.74458243	24	15-24	16.55	16.94	
PIN12-0578-3	27.87368849	-82.74458262	35	26-35	16.55	16.94	
PIN12-0579-1	27.8735062	-82.74501257	13	4-13	16.2	16.54	
PIN12-0579-2	27.87350617	-82.74501235	24	15-24	16.2	16.54	
PIN12-0579-3	27.87350604	-82.74501241	35	26-35	16.2	16.54	
PIN12-0580-1	27.87361297	-82.74657802	18	9-18	17.39	17.64	
PIN12-0580-2	27.873613	-82.7465782	29	20-29	17.39	17.64	
PIN12-0580-3	27.87361319	-82.74657808	40	31-40	17.39	17.64	
PIN12-0581-1	27.87345043	-82.74581344	18	9-18	16.17	16.5	
PIN12-0581-2	27.87345035	-82.7458135	29	20-29	16.17	16.5	
PIN12-0581-3	27.8734506	-82.74581341	40	31-40	16.17	16.5	
PIN12-0582-1	27.87329686	-82.74581619	18	9-18	15.44	15.87	
PIN12-0582-2	27.87329669	-82.74581607	29	20-29	15.44	15.87	
PIN12-0582-3	27.87329661	-82.74581625	40	31-40	15.44	15.87	
PIN12-0583-1	27.87312068	-82.74585358	18	9-18	15.29	15.65	
PIN12-0583-2	27.87312048	-82.74585364	29	20-29	15.29	15.65	
PIN12-0583-3	27.87312059	-82.74585383	40	31-40	15.29	15.65	
PIN12-0584-1	27.87313484	-82.74743294	18	9-18	16.41	16.74	
PIN12-0584-2	27.87313473	-82.74743275	29	20-29	16.41	16.74	
PIN12-0584-3	27.87313462	-82.74743291	40	31-40	16.41	16.74	
PIN12-0585-1	27.87313585	-82.74736705	18	9-18	16.33	16.63	
PIN12-0585-2	27.87313594	-82.7473673	29	20-29	16.33	16.63	
PIN12-0585-3	27.8731361	-82.74736712	40	31-40	16.33	16.63	
PIN12-0586-1	27.87250921	-82.74719954	17	8-17	16.39	16.54	
PIN12-0586-2	27.8725092	-82.74719976	28	19-28	16.39	16.54	
PIN12-0586-3	27.87250942	-82.74719967	39	30-39	16.39	16.54	
PIN12-0587-1	27.87250864	-82.74708118	18	9-18	16.44	16.64	
PIN12-0587-2	27.87250883	-82.74708118	29	20-29	16.44	16.64	
PIN12-0587-3	27.87250867	-82.74708093	40	31-40	16.44	16.64	
PIN12-0588-1	27.87250508	-82.74689464	18	9-18	16.23	16.54	
PIN12-0588-2	27.87250519	-82.74689436	29	20-29	16.23	16.54	
PIN12-0588-3	27.87250497	-82.74689436	40	31-40	16.23	16.54	
PIN12-PZ01	27.87371523	-82.74539981	35	25-35	16.44	16.64	
PIN12-PZ02	27.87416176	-82.74453414	35	25-35	17.83	18.04	
PIN12-PZ03	27.87346038	-82.74456335	35	25-35	15.86	16.04	
PIN02-PZ03	27.87779731	-82.75155773	12	2-12	18.71	18.84	
PIN02-PZ04	27.87781381	-82.74998381	12	2-12	17.13	17.34	
PIN02-PZ05	27.87580137	-82.74962661	12	2-12	17.1	17.23	
PIN02-PZ08	27.87501085	-82.75208321	12	2-12	17.54	17.54	

Table B-1. Well Construction Information (continued)

Well	Latitude	Longitude	Total Depth (ft bls)	Screened Interval (ft bls)	Top of Casing Elevation (ft amsl)	Ground Surface Elevation (ft amsl)	Regulatory Status
PIN02-PZ09	27.87334736	-82.75091022	12	2-12	16.89	17.14	
PIN02-PZ10	27.87669833	-82.75181819	15	5-15	18.18	18.02	
PIN02-PZ11	27.87669563	-82.75181855	30	20-30	18.18	18.02	

Appendix C

Groundwater Sampling Program Directive

PD-2023-03-PIN

Effective Date: 09/01/2023
Expiration Date: 09/01/2026

Program Directive

Subject Groundwater Sampling Procedures

Purpose
Effective September 1, 2023, this Program Directive (PD) is being issued to establish procedures for collecting groundwater samples at the Pinellas County, Florida, Site.

Justification
The Pinellas Environmental Restoration Project is required to follow Florida Department of Environmental Protection (FDEP) procedures; this PD modifies the criteria in the *Sampling and Analysis Plan for U.S. Department of Energy Office of Legacy Management Sites* (LMS/PRO/S04351), also called the SAP, to reflect the FDEP requirements available at https://floridadep.gov/dear/quality-assurance/content/dep-sops. This PD was updated to reflect the 2017 FDEP requirements that went into effect on April 16, 2018.

Directive and Associated Changes
The SAP will be used as the applicable document for groundwater sampling procedures at the Pinellas site. The attached protocol for purging and sampling, instrument calibration, maintenance documentation, decontamination, and equipment blank collection will modify the SAP to reflect FDEP requirements.

Point of Contact
Name: Sam Campbell **Phone:** (970) 712-9201
Email: sam.campbell@lm.doe.gov

Affected Organizations
Environmental Monitoring and Sciences, and Site Operations

Affected Document
Sampling and Analysis Plan for U. S. Department of Energy Office of Legacy Management Sites (LMS/PRO/S04351)

Reviewed and Concur

JULIAN CABALLERO (Affiliate)

Digitally signed by JULIAN CABALLERO (Affiliate)
Date: 2023.08.13 16:25:34 -04'00'

Julian Caballero, Site Lead

Jaime-David I. Hayes

Digitally signed by Jaime-David I. Hayes
Date: 2023.08.14 06:57:20 -06'00'

Jaime Hayes, Quality and Performance Assurance

Approved

SAM CAMPBELL (Affiliate)

Digitally signed by SAM CAMPBELL (Affiliate)
Date: 2023.08.14 07:26:45 -06'00'

Sam Campbell, Environmental Monitoring and Sciences Manager

Electronic Distribution

SAP posted as a Level 3 controlled document on SharePoint

Micropurge Sampling[1]

Sampling Method

	Requirement
Pump/tubing intake placement	For wells with a fully submerged screen, tubing is placed in the middle of the screened interval. Pull the tubing up until the mark on the tubing is at the top of the inner casing. For wells with a partially submerged screen (PIN12-0554A and PIN12-0555A), tubing is placed within the middle of the saturated portion of the screened interval [Figure FS 2200-2]. Pull the tubing up until the mark on the tubing is at the top of the inner casing.
Purging	For wells with a fully submerged screen, purge *1 pump/tubing/flow cell volume* after stabilizing the water level, and then take readings at least 2 minutes apart. Purge until the criteria in the tables below are met [FS 2212 2.4]. For wells with a partially submerged screen (PIN12-0554A and PIN12-0555A), purge a minimum of *1 casing volume* after stabilizing the water level, and then take readings at least 2 minutes apart [Figure FS 2200-2]. Purge until the criteria in the tables below are met.
Sampling VOCs (including 1,4-dioxane) by peristaltic pump	Collect samples directly from the discharge of the pump. If samples for additional analytes other than VOCs will be collected, fill the VOC sample containers last, if possible [FS 2221 1.1.1]. Collect VOC samples at a rate in the range of 100–400 mL/minute [FS 2221 1.1.1.1].

Abbreviations: mL/min = milliliters per minute, VOC = volatile organic compound

Primary Purging Criteria

Parameter	Criteria [FS 2212 3.1]
Temperature	± 0.2 °C [a,b]
pH	± 0.2 pH standard units [a,b]
Specific conductance	± 5% of reading [a,b]
Turbidity	≤ 20 NTU[a]
Dissolved oxygen	≤ 20% saturation[a]
Water level	Stable water level
Purge volume	3 pump/tubing/flow cell volumes before sample collection (fully submerged screen) or 1 casing volume (partially submerged screen)

Notes:
[a] Criterion is for three consecutive measurements.
[b] The range between the highest and the lowest values for the last three measurements cannot exceed the stated limits. For example, if the last three temperature readings are 20.0, 20.3, and 20.1 °C, criterion has *not* been met.

Abbreviation: NTU = nephelometric turbidity units

Secondary Purging Criteria

Parameter	Criteria [FS 2212 3.5.1 and 3.6]
Turbidity	± 5 NTU or 10% (whichever is greater)[a]
Dissolved oxygen	± 0.2 mg/L or 10% (whichever is greater)[a]
Purge volume	Purging complete after **5 screened interval volumes** at the discretion of the sampling lead

Note:
[a] Criterion is for three consecutive measurements. The range between the highest and the lowest values for the last three measurements cannot exceed the stated limits. For example, if the last three turbidity readings are 25, 26, and 20, secondary criterion of ± 5 NTU has *not* been met.

Abbreviations: mg/L = milligrams per liter, NTU = nephelometric turbidity units

[1] Applicable FDEP references are in brackets throughout the document.

Continuous Multichannel Tubing (CMT) Wells: Conventional Sampling

Sampling Method

	Requirement
Tubing	Place intake at top of the water column. Use new tubing for each sampling event.
Purging	Purge 1 casing volume after stabilizing the water level, then take readings no sooner than every 1/4 casing volume [FS 2212 2.3]. Purge until the following criteria are met.
Stabilizing water level during purge	If needed, take an initial water level measurement. Begin pumping with the tubing above the water table. Slowly lower the tubing into the water. As bubbles appear, continue to slowly lower the tubing. When a steady stream of water in the tubing (no bubbles) is obtained, the well yield is equal to the pump rate indicating water level stabilization. When water level is stable, start measuring purge volume.
Sampling VOCs (including 1,4-dioxane) by peristaltic pump	Collect samples directly from the discharge of the pump. If samples for additional analytes other than VOCs will be collected, fill the VOC sample containers last, if possible [FS 2221 1.1.1]. Collect VOC samples at a rate in the range of 100–400 mL/minute [FS 2221 1.1.1.1].

Abbreviations: mL/min = milliliters per minute, VOC = volatile organic compound

Primary Purging Criteria

Parameter	Criteria [FS 2212 3.1]
Temperature	± 0.2 °C [a,b]
pH	± 0.2 pH standard units [a,b]
Specific conductance	± 5% of reading [a,b]
Turbidity	≤ 20 NTU [a]
Dissolved oxygen	≤ 20% saturation [a]
Water level	Stable water level (no air in tubing as it is lowered from top of water column)
Purge volume	1½ casing volumes before sample collection
Purge volume	Purging complete after **5 casing volumes** at the discretion of the sampling lead

Notes:
[a] Criterion is for three consecutive measurements.
[b] The range between the highest and the lowest values for the last three measurements cannot exceed the stated limits. For example, if the last three temperature readings are 20.0, 20.3, and 20.1 °C, criterion has *not* been met.

Abbreviation: NTU = nephelometric turbidity units

Secondary Purging Criteria

Parameter	Criteria [FS 2212 3.5.1 and 3.6]
Turbidity	± 5 NTU or 10% (whichever is greater)[a]
Dissolved oxygen	± 0.2 mg/L or 10% (whichever is greater)[a]
Purge volume	Purging complete after **5 casing volumes** at the discretion of the sampling lead

Note:
[a] Criterion is for three consecutive measurements. The range between the highest and the lowest values for the last three measurements cannot exceed the stated limits. For example, if the last three turbidity readings are 25, 26, and 20, secondary criterion of ± 5 NTU has not been met.

Abbreviations: mg/L = milligrams per liter, NTU = nephelometric turbidity units

Field Instrumentation

Calibration and Operational Check Specifications for Field Instrumentation

Parameter	Calibration	ICV/CCV Frequency	ICV/CCV Acceptance Criteria [FT 1000]	Corrective Actions
pH [FT 1100]	3-point calibration with 4, 7, and 10 pH buffers at start of sampling event	ICV—immediately after calibration	1-point check: ± 0.2 pH units	If the CCV does not meet criteria, then repeat the CCV. If still out of range, then recalibrate and read the new ICV. J-flag data as estimated between last successful CCV and failed CCV.
		CCV—start of each day and end of sampling event		
Specific conductance [FT 1200]	1-point calibration (~1000 µmhos/cm) at start of sampling event	ICV—immediately after calibration	2-point check (~100 and ~10,000 µmhos/cm) to bracket the expected sample range ± 5%	
		CCV—start of each day and end of sampling event	1-point check to bracket expected sample range (~1000 µmhos/cm or ~10,000 µmhos/cm) ± 5%	
Temperature [FT 1400]	No calibration required	ICV—start of sampling event	± 0.5 °C from corrected NIST thermometer reading at three temperatures in the expected sample range	
		CCV—end of sampling event		
Dissolved oxygen [FT 1500]	Calibrate in water-saturated air at beginning of sampling event and every membrane changeout	ICV—immediately after calibration	± 0.3 mg/L of theoretical dissolved oxygen in water-saturated air	
		CCV—start of each day and end of sampling event		
Turbidity [FT 1600]	Calibrate at start of sampling event. Perform either a 3-point or 4-point calibration according to instrument specifications	ICV—immediately after calibration; must use primary standard for ICV	1-point check: 0.1 to 10 NTU ± 10% 11 to 40 NTU ± 8% 41 to 100 NTU ± 6.5% >100 NTU ± 5%	
		CCV—start of each day and end of sampling event; use either primary or secondary (Gelex) standard	3-point check: 0.1 to 10 NTU ± 10% 11 to 40 NTU ± 8% 41 to 100 NTU ± 6.5% >100 NTU ± 5%	
Oxidation-reduction potential	One-point calibration at start of sampling event	ICV—immediately after calibration	1-point check: ± 10%	
		CCV—start of each day and end of sampling event		

Abbreviations: CCV = continuing calibration verification, ICV = initial calibration verification, µmhos/cm = micromhos per centimeter, mg/L:= milligrams per liter, NIST = National Institute of Standards and Technology, NTU = nephelometric turbidity units

Other Requirements

Sampling VOCs Through a Peristaltic Pump: Volatile organic compound (VOC) samples can be collected through the peristaltic pump (after water goes through the pump head) provided that: (1) silicone tubing is used in the pump head, (2) the silicone tubing is no more than 1 foot long, and (3) the pump head tubing is used for one sampling event and then discarded [FS 2213 2.1, FS 2221 1.1.1, and Table FS 1000-3].

Down-Hole Tubing: Down-hole tubing in conventional (non-CMT) monitoring wells will be dedicated to the well and stored in the well by setting the tubing on the bottom of the well. Each piece of dedicated tubing (except at monitoring wells PIN12-0554A and PIN12-0555A) will be marked such that when the tubing is pulled up to where the mark meets the top of the inner casing, the intake of the tubing will be in the middle of the screen. At monitoring wells PIN12-0554A and PIN12-0555A each piece will be marked such that when the tubing is pulled up to where the mark meets the top of the inner casing, the intake of the tubing will be in the middle of the water column (required because the screen is partially submerged). Purging and sampling will be conducted at all wells with the mark on the tubing at the top of the inner casing.

Instrument Maintenance: Maintenance of field instrumentation must be documented in the Environmental Quality Information System (EQuIS) Data Gathering Engine (EDGE) program on a Calibration form or an Operational Check form [FD 3000].

Include the following:

- Routine cleaning procedures
- Corrective actions performed during calibrations or verifications
- Parts replacement for instrument probes
- Date for the procedures performed
- Names of personnel performing the maintenance or repair
- Description of malfunctions necessitating repair or service

Record the following for rented equipment:

- Equipment type and model, inventory number, or other description

Water Level Meter Decontamination [FS 2211.3.1.1 and FC 1000]:

- Decontaminate water level meter with—at minimum—detergent/tap water/analyte-free water sequence before use. When measuring the water level only, decontaminate the probe. When measuring total depth, decontaminate the length of tape that will contact the groundwater in the well. The recommended detergent is Luminox (or equivalent) [FC 1001 1].

Equipment Blanks:

- Tubing will be purchased in bulk and a pre-cleaned equipment blank will be collected through the bulk tubing reel. If the pre-cleaned equipment blank has no analytes detected, then no further action is required. If there are analytes detected in the equipment blank, then Pinellas site project personnel will evaluate potential impacts to data quality and document the evaluation along with any additional actions taken, if necessary [FC 1000 1.3].

Purging and Sampling Low-Recharge Wells or Wells That Go Dry [FS 2212 3.7.1]: If the well has previously and consistently purged dry when purged according to procedures FS 2212 and FS 2213, and the current depth to groundwater indicates that the well will purge dry during the current sampling event, then minimize the amount of water removed from the well.

- Minimize equipment volume
- Place intake within the screened interval
- Purge at ≤100 milliliters per minute to minimize drawdown
- Purge 2 equipment volumes (pump + tubing + flow cell, if used)
- Measure one set of parameters just before sampling
- Collect samples immediately after purging (or after dry recharge)+

The time between completing the purge and sampling cannot exceed 6 hours. If sample collection does not occur within 1 hour of purging completion, remeasure the field parameters just before collecting the sample. If the measured values are not within 10% of the previous measurements, re-purge the well.

Appendix D

Laboratory Reports, February–March 2024
Semiannual Monitoring

eurofins | Environment Testing

ANALYTICAL REPORT

PREPARED FOR

Attn: Steve Donivan
RSI EnTech LLC
2597 Legacy Way
Grand Junction CO 81503

Generated 3/11/2024 6:48 AM

JOB DESCRIPTION

Pinellas Bldg 100 Monitoring
PIN12-05.2402003

JOB NUMBER

280-188346-1

Eurofins Denver
4955 Yarrow Street
Arvada CO 80002

See page two for job notes and contact information.

my EOL

Eurofins Denver

Job Notes

This report may not be reproduced except in full, and with written approval from the laboratory. The results relate only to the samples tested. For questions please contact the Project Manager at the e-mail address or telephone number listed on this page.

The test results in this report relate only to the samples as received by the laboratory and will meet all requirements of the methodology, with any exceptions noted. This report shall not be reproduced except in full, without the express written approval of the laboratory. All questions should be directed to the Eurofins TestAmerica Project Manager.

Authorization

Generated
3/11/2024 6:48 AM

Authorized for release by
Patrick J McEntee, Client Service Manager
Patrick.McEntee@et.eurofinsus.com
303 736-0107

Qualifiers

GC/MS VOA

Qualifier	Qualifier Description
*	MS/MSD RPD exceeded the control limit
J	Estimated: The analyte was positively identified; the quantitation is an estimation
N	MS and/or MSD recovery exceeds control limits.
S	Surrogate is outside control limits
U	Undetected at the Limit of Detection.

Glossary

Abbreviation	These commonly used abbreviations may or may not be present in this report.
¤	Listed under the "D" column to designate that the result is reported on a dry weight basis
%R	Percent Recovery
CFL	Contains Free Liquid
CFU	Colony Forming Unit
CNF	Contains No Free Liquid
DER	Duplicate Error Ratio (normalized absolute difference)
Dil Fac	Dilution Factor
DL	Detection Limit (DoD/DOE)
DL, RA, RE, IN	Indicates a Dilution, Re-analysis, Re-extraction, or additional Initial metals/anion analysis of the sample
DLC	Decision Level Concentration (Radiochemistry)
EDL	Estimated Detection Limit (Dioxin)
LOD	Limit of Detection (DoD/DOE)
LOQ	Limit of Quantitation (DoD/DOE)
MCL	EPA recommended "Maximum Contaminant Level"
MDA	Minimum Detectable Activity (Radiochemistry)
MDC	Minimum Detectable Concentration (Radiochemistry)
MDL	Method Detection Limit
ML	Minimum Level (Dioxin)
MPN	Most Probable Number
MQL	Method Quantitation Limit
NC	Not Calculated
ND	Not Detected at the reporting limit (or MDL or EDL if shown)
NEG	Negative / Absent
POS	Positive / Present
PQL	Practical Quantitation Limit
PRES	Presumptive
QC	Quality Control
RER	Relative Error Ratio (Radiochemistry)
RL	Reporting Limit or Requested Limit (Radiochemistry)
RPD	Relative Percent Difference, a measure of the relative difference between two points
TEF	Toxicity Equivalent Factor (Dioxin)
TEQ	Toxicity Equivalent Quotient (Dioxin)
TNTC	Too Numerous To Count

Job Narrative
280-188346-1

Analytical test results meet all requirements of the associated regulatory program listed on the Accreditation/Certification Summary Page unless otherwise noted under the individual analysis. Data qualifiers are applied to indicate exceptions. Noncompliant quality control (QC) is further explained in narrative comments.

- Matrix QC may not be reported if insufficient sample or site-specific QC samples were not submitted. In these situations, to demonstrate precision and accuracy at a batch level, a LCS/LCSD may be performed, unless otherwise specified in the method.
- Surrogate and/or isotope dilution analyte recoveries (if applicable) which are outside of the QC window are confirmed unless attributed to a dilution or otherwise noted in the narrative.

Receipt
The samples were received on 3/5/2024 9:25 AM. Unless otherwise noted below, the samples arrived in good condition, and, where required, properly preserved and on ice. The temperatures of the 2 coolers at receipt time were 0.2°C and 0.8°C.

Note: All samples which require thermal preservation are considered acceptable if the arrival temperature is within 2C of the required temperature or method specified range. For samples with a specified temperature of 4C, samples with a temperature ranging from just above freezing temperature of water to 6C shall be acceptable. Samples that are hand delivered immediately following collection may not meet these criteria, however they will be deemed acceptable according to NELAC standards, if there is evidence that the chilling process has begun, such as arrival on ice, etc.

Method 8260B - Volatile Organic Compounds (GC/MS)
Samples PIN12-05.2402003-001 (280-188346-1), PIN12-05.2402003-001 (280-188346-1MS), PIN12-05.2402003-001 (280-188346-1MSD), PIN12-05.2402003-002 (280-188346-2), PIN12-05.2402003-003 (280-188346-3), PIN12-05.2402003-004 (280-188346-4), PIN12-05.2402003-005 (280-188346-5), PIN12-05.2402003-006 (280-188346-6), PIN12-05.2402003-007 (280-188346-7), PIN12-05.2402003-008 (280-188346-8), PIN12-05.2402003-009 (280-188346-9), PIN12-05.2402003-010 (280-188346-10), PIN12-05.2402003-011 (280-188346-11), PIN12-05.2402003-012 (280-188346-12), PIN12-05.2402003-016 (280-188346-13), PIN12-05.2402003-017 (280-188346-14), PIN12-05.2402003-018 (280-188346-15), PIN12-05.2402003-032 (280-188346-16), PIN12-05.2402003-033 (280-188346-17), PIN12-05.2402003-034 (280-188346-18), PIN12-05.2402003-035 (280-188346-19), PIN12-05.2402003-036 (280-188346-20), PIN12-05.2402003-036 (280-188346-20MS), PIN12-05.2402003-036 (280-188346-20MSD), PIN12-05.2402003-037 (280-188346-21), PIN12-05.2402003-038 (280-188346-22), PIN12-05.2402003-039 (280-188346-23), PIN12-05.2402003-040 (280-188346-24), PIN12-05.2402003-041 (280-188346-25), PIN12-05.2402003-042 (280-188346-26), PIN12-05.2402003-043 (280-188346-27), PIN12-05.2402003-044 (280-188346-28), PIN12-05.2402003-045 (280-188346-29), PIN12-05.2402003-045 (280-188346-29MS), PIN12-05.2402003-045 (280-188346-29MSD), PIN12-05.2402003-046 (280-188346-30), PIN12-05.2402003-056 (280-188346-31), PIN12-05.2402003-057 (280-188346-32), PIN12-05.2402003-058 (280-188346-33), PIN12-05.2402003-059 (280-188346-34), PIN12-05.2402003-060 (280-188346-35), PIN12-05.2402003-061 (280-188346-36), PIN12-05.2402003-062 (280-188346-37), PIN12-05.2402003-063 (280-188346-38), PIN12-05.2402003-064 (280-188346-39), PIN12-05.2402003-065 (280-188346-40), PIN12-05.2402003-066 (280-188346-41), PIN12-05.2402003-067 (280-188346-42), PIN12-05.2402003-068 (280-188346-43), PIN12-05.2402003-069 (280-188346-44), PIN12-05.2402003-070 (280-188346-45), PIN12-05.2402003-098 (280-188346-46), PIN12-05.2402003-099 (280-188346-47), PIN12-05.2402003-100 (280-188346-48), PIN12-05.2402003-103 (280-188346-49), PIN12-05.2402003-106 (280-188346-50), PIN12-05.2402003-108 (280-188346-51), PIN12-05.2402003-113 (280-188346-52) and PIN12-05.2402003-105 (280-188346-53) were analyzed for Volatile Organic Compounds (GC/MS). The samples were analyzed on 3/7/2024.

Samples PIN12-05.2402003-036 (280-188346-20)[4x], PIN12-05.2402003-036 (280-188346-20MS)[4x], PIN12-05.2402003-036 (280-188346-20MSD)[4x], PIN12-05.2402003-037 (280-188346-21)[4x], PIN12-05.2402003-038 (280-188346-22)[4x], PIN12-05.2402003-039 (280-188346-23)[4x], PIN12-05.2402003-040 (280-188346-24)[4x], PIN12-05.2402003-041 (280-188346-25)[4x], PIN12-05.2402003-042 (280-188346-26)[4x], PIN12-05.2402003-043 (280-188346-27)[4x], PIN12-05.2402003-057 (280-188346-32)[4x], PIN12-05.2402003-058 (280-188346-33)[4x], PIN12-05.2402003-060 (280-188346-35)[4x], PIN12-05.2402003-061 (280-188346-36)[4x], PIN12-05.2402003-070 (280-188346-45)[4x] and PIN12-05.2402003-105 (280-188346-53)[4x] required dilution prior to analysis. The reporting limits have been adjusted accordingly.

The matrix spike / matrix spike duplicate (MS/MSD) recoveries for analytical batch 280-645199 were outside control limits for one or more analytes. See QC Sample Results for detail. Sample matrix interference and/or non-

homogeneity are suspected because the associated laboratory control sample (LCS) recovery is within acceptance limits. PIN12-05.2402003-036 (280-188346-20[MSD])

The matrix spike / matrix spike duplicate / sample duplicate (MS/MSD/DUP) precision for analytical batch 280-645199 was outside control limits. Sample matrix interference and/or non-homogeneity are suspected because the associated laboratory control sample / laboratory control sample duplicate (LCS/LCSD) precision was within acceptance limits. PIN12-05.2402003-036 (280-188346-20[MSD])

The following samples were diluted due to the nature of the foamy sample matrix: PIN12-05.2402003-036 (280-188346-20), PIN12-05.2402003-036 (280-188346-20[MS]), PIN12-05.2402003-036 (280-188346-20[MSD]), PIN12-05.2402003-037 (280-188346-21), PIN12-05.2402003-038 (280-188346-22), PIN12-05.2402003-039 (280-188346-23), PIN12-05.2402003-040 (280-188346-24), PIN12-05.2402003-041 (280-188346-25), PIN12-05.2402003-042 (280-188346-26), PIN12-05.2402003-043 (280-188346-27), PIN12-05.2402003-057 (280-188346-32), PIN12-05.2402003-058 (280-188346-33), PIN12-05.2402003-060 (280-188346-35), PIN12-05.2402003-061 (280-188346-36), PIN12-05.2402003-070 (280-188346-45) and PIN12-05.2402003-105 (280-188346-53). Elevated reporting limits (RLs) are provided.

Surrogate Dibromofluoromethane (Surr) recovery for the following sample in analytical batch 280-645199 was outside the upper control limit: PIN12-05.2402003-038 (280-188346-22) (124% recovered, 77-120% recovery limits). This sample did not contain any detections for target analytes; therefore, re-extraction and/or re-analysis was not performed.

Reporting Limit - Estimated; Outside Calibration Range : The reporting limit provided for the following analyte (1.0ug/L) falls below the laboratory's lowest calibration standard(2.0ug/L): Methylene Chloride. Results reported below the lowest calibration standard are estimated. PIN12-05.2402003-044 (280-188346-28), PIN12-05.2402003-045 (280-188346-29), PIN12-05.2402003-045 (280-188346-29[MS]), PIN12-05.2402003-045 (280-188346-29[MSD]), PIN12-05.2402003-046 (280-188346-30), PIN12-05.2402003-062 (280-188346-37), PIN12-05.2402003-063 (280-188346-38), PIN12-05.2402003-064 (280-188346-39), PIN12-05.2402003-065 (280-188346-40), PIN12-05.2402003-066 (280-188346-41), PIN12-05.2402003-067 (280-188346-42), PIN12-05.2402003-068 (280-188346-43), PIN12-05.2402003-069 (280-188346-44), PIN12-05.2402003-098 (280-188346-46), PIN12-05.2402003-099 (280-188346-47), PIN12-05.2402003-100 (280-188346-48), PIN12-05.2402003-103 (280-188346-49), PIN12-05.2402003-106 (280-188346-50) and PIN12-05.2402003-113 (280-188346-52)

Method 8260B SIM - Volatile Organic Compounds (GC/MS-SIM)
Samples PIN12-05.2402003-001 (280-188346-1), PIN12-05.2402003-001 (280-188346-1MS), PIN12-05.2402003-001 (280-188346-1MSD), PIN12-05.2402003-002 (280-188346-2), PIN12-05.2402003-003 (280-188346-3), PIN12-05.2402003-004 (280-188346-4), PIN12-05.2402003-005 (280-188346-5), PIN12-05.2402003-006 (280-188346-6), PIN12-05.2402003-007 (280-188346-7), PIN12-05.2402003-008 (280-188346-8), PIN12-05.2402003-009 (280-188346-9), PIN12-05.2402003-010 (280-188346-10), PIN12-05.2402003-011 (280-188346-11), PIN12-05.2402003-012 (280-188346-12), PIN12-05.2402003-016 (280-188346-13), PIN12-05.2402003-017 (280-188346-14), PIN12-05.2402003-018 (280-188346-15), PIN12-05.2402003-032 (280-188346-16), PIN12-05.2402003-033 (280-188346-17), PIN12-05.2402003-034 (280-188346-18), PIN12-05.2402003-035 (280-188346-19), PIN12-05.2402003-036 (280-188346-20), PIN12-05.2402003-036 (280-188346-20MS), PIN12-05.2402003-036 (280-188346-20MSD), PIN12-05.2402003-037 (280-188346-21), PIN12-05.2402003-038 (280-188346-22), PIN12-05.2402003-039 (280-188346-23), PIN12-05.2402003-040 (280-188346-24), PIN12-05.2402003-041 (280-188346-25), PIN12-05.2402003-042 (280-188346-26), PIN12-05.2402003-043 (280-188346-27), PIN12-05.2402003-044 (280-188346-28), PIN12-05.2402003-045 (280-188346-29), PIN12-05.2402003-045 (280-188346-29MS), PIN12-05.2402003-045 (280-188346-29MSD), PIN12-05.2402003-046 (280-188346-30), PIN12-05.2402003-056 (280-188346-31), PIN12-05.2402003-057 (280-188346-32), PIN12-05.2402003-058 (280-188346-33), PIN12-05.2402003-059 (280-188346-34), PIN12-05.2402003-060 (280-188346-35), PIN12-05.2402003-061 (280-188346-36), PIN12-05.2402003-062 (280-188346-37), PIN12-05.2402003-063 (280-188346-38), PIN12-05.2402003-064 (280-188346-39), PIN12-05.2402003-065 (280-188346-40), PIN12-05.2402003-066 (280-188346-41), PIN12-05.2402003-067 (280-188346-42), PIN12-05.2402003-068 (280-188346-43), PIN12-05.2402003-069 (280-188346-44), PIN12-05.2402003-070 (280-188346-45), PIN12-05.2402003-098 (280-188346-46), PIN12-05.2402003-099 (280-188346-47), PIN12-05.2402003-100 (280-188346-48), PIN12-05.2402003-103 (280-188346-49), PIN12-05.2402003-106 (280-188346-50), PIN12-05.2402003-108 (280-188346-51), PIN12-05.2402003-113 (280-188346-52) and PIN12-05.2402003-105 (280-188346-53) were analyzed for Volatile Organic Compounds (GC/MS-SIM). The samples were analyzed on 3/5/2024, 3/6/2024, 3/7/2024 and 3/8/2024.

The following sample was collected in a properly preserved vial; however, the pH(4) was outside the required criteria pH(<2) when verified by the laboratory. The sample was analyzed outside the 7-day holding time specified for unpreserved samples but within the 14-day holding time specified for preserved samples: PIN12-05.2402003-064

(280-188346-39).

Insufficient sample volume was available to perform a matrix spike/matrix spike duplicate (MS/MSD) associated with analytical batch 280-645325. PIN12-05.2402003-066 (280-188346-41), PIN12-05.2402003-067 (280-188346-42), PIN12-05.2402003-068 (280-188346-43), PIN12-05.2402003-069 (280-188346-44), PIN12-05.2402003-070 (280-188346-45), PIN12-05.2402003-098 (280-188346-46), PIN12-05.2402003-099 (280-188346-47), PIN12-05.2402003-100 (280-188346-48), PIN12-05.2402003-103 (280-188346-49), PIN12-05.2402003-106 (280-188346-50), PIN12-05.2402003-108 (280-188346-51), PIN12-05.2402003-113 (280-188346-52) and PIN12-05.2402003-105 (280-188346-53)

Detection Summary

Client: RSI EnTech LLC
Project/Site: Pinellas Bldg 100 Monitoring

Job ID: 280-188346-1
SDG: PIN12-05.2402003

Client Sample ID: PIN12-05.2402003-001 — Lab Sample ID: 280-188346-1

Analyte	Result	Qualifier	LOQ	DL	Unit	Dil Fac	D	Method	Prep Type
1,4-Dioxane	23		1.4	0.24	ug/L	1		8260B SIM	Total/NA
1,1-Dichloroethane	10		1.0	0.22	ug/L	1		8260B	Total/NA
cis-1,2-Dichloroethene	1.0		1.0	0.32	ug/L	1		8260B	Total/NA
trans-1,2-Dichloroethene	0.90	J	1.0	0.37	ug/L	1		8260B	Total/NA
Vinyl chloride	6.6		2.0	0.51	ug/L	1		8260B	Total/NA

Client Sample ID: PIN12-05.2402003-002 — Lab Sample ID: 280-188346-2

Analyte	Result	Qualifier	LOQ	DL	Unit	Dil Fac	D	Method	Prep Type
1,4-Dioxane	34		1.4	0.24	ug/L	1		8260B SIM	Total/NA
1,1-Dichloroethane	20		1.0	0.22	ug/L	1		8260B	Total/NA
cis-1,2-Dichloroethene	1.7		1.0	0.32	ug/L	1		8260B	Total/NA
trans-1,2-Dichloroethene	2.1		1.0	0.37	ug/L	1		8260B	Total/NA
1,1-Dichloroethene	0.27	J	1.0	0.23	ug/L	1		8260B	Total/NA
Vinyl chloride	10		2.0	0.51	ug/L	1		8260B	Total/NA

Client Sample ID: PIN12-05.2402003-003 — Lab Sample ID: 280-188346-3

Analyte	Result	Qualifier	LOQ	DL	Unit	Dil Fac	D	Method	Prep Type
Vinyl chloride	0.55	J	2.0	0.51	ug/L	1		8260B	Total/NA

Client Sample ID: PIN12-05.2402003-004 — Lab Sample ID: 280-188346-4

Analyte	Result	Qualifier	LOQ	DL	Unit	Dil Fac	D	Method	Prep Type
Vinyl chloride	1.7	J	2.0	0.51	ug/L	1		8260B	Total/NA

Client Sample ID: PIN12-05.2402003-005 — Lab Sample ID: 280-188346-5

Analyte	Result	Qualifier	LOQ	DL	Unit	Dil Fac	D	Method	Prep Type
1,4-Dioxane	9.9		1.4	0.24	ug/L	1		8260B SIM	Total/NA
1,1-Dichloroethane	3.1		1.0	0.22	ug/L	1		8260B	Total/NA
trans-1,2-Dichloroethene	0.68	J	1.0	0.37	ug/L	1		8260B	Total/NA
Vinyl chloride	0.78	J	2.0	0.51	ug/L	1		8260B	Total/NA

Client Sample ID: PIN12-05.2402003-006 — Lab Sample ID: 280-188346-6

Analyte	Result	Qualifier	LOQ	DL	Unit	Dil Fac	D	Method	Prep Type
1,4-Dioxane	110		1.4	0.24	ug/L	1		8260B SIM	Total/NA
1,1-Dichloroethane	47		1.0	0.22	ug/L	1		8260B	Total/NA
cis-1,2-Dichloroethene	26		1.0	0.32	ug/L	1		8260B	Total/NA
trans-1,2-Dichloroethene	27		1.0	0.37	ug/L	1		8260B	Total/NA
1,1-Dichloroethene	0.78	J	1.0	0.23	ug/L	1		8260B	Total/NA
Toluene	0.73	J	1.0	0.32	ug/L	1		8260B	Total/NA
Vinyl chloride	98		2.0	0.51	ug/L	1		8260B	Total/NA

Client Sample ID: PIN12-05.2402003-007 — Lab Sample ID: 280-188346-7

Analyte	Result	Qualifier	LOQ	DL	Unit	Dil Fac	D	Method	Prep Type
1,4-Dioxane	0.81	J	1.4	0.24	ug/L	1		8260B SIM	Total/NA

Client Sample ID: PIN12-05.2402003-008 — Lab Sample ID: 280-188346-8

No Detections.

This Detection Summary does not include radiochemical test results.

Detection Summary

Client: RSI EnTech LLC
Project/Site: Pinellas Bldg 100 Monitoring

Job ID: 280-188346-1
SDG: PIN12-05.2402003

Client Sample ID: PIN12-05.2402003-009 — Lab Sample ID: 280-188346-9

Analyte	Result	Qualifier	LOQ	DL	Unit	Dil Fac	D	Method	Prep Type
1,1-Dichloroethane	1.4		1.0	0.22	ug/L	1		8260B	Total/NA
cis-1,2-Dichloroethene	1.8		1.0	0.32	ug/L	1		8260B	Total/NA
trans-1,2-Dichloroethene	0.53	J	1.0	0.37	ug/L	1		8260B	Total/NA
1,1-Dichloroethene	0.84	J	1.0	0.23	ug/L	1		8260B	Total/NA
Vinyl chloride	0.61	J	2.0	0.51	ug/L	1		8260B	Total/NA

Client Sample ID: PIN12-05.2402003-010 — Lab Sample ID: 280-188346-10

No Detections.

Client Sample ID: PIN12-05.2402003-011 — Lab Sample ID: 280-188346-11

No Detections.

Client Sample ID: PIN12-05.2402003-012 — Lab Sample ID: 280-188346-12

No Detections.

Client Sample ID: PIN12-05.2402003-016 — Lab Sample ID: 280-188346-13

No Detections.

Client Sample ID: PIN12-05.2402003-017 — Lab Sample ID: 280-188346-14

Analyte	Result	Qualifier	LOQ	DL	Unit	Dil Fac	D	Method	Prep Type
1,4-Dioxane	0.56	J	1.4	0.24	ug/L	1		8260B SIM	Total/NA
Vinyl chloride	1.4	J	2.0	0.51	ug/L	1		8260B	Total/NA

Client Sample ID: PIN12-05.2402003-018 — Lab Sample ID: 280-188346-15

Analyte	Result	Qualifier	LOQ	DL	Unit	Dil Fac	D	Method	Prep Type
1,4-Dioxane	0.30	J	1.4	0.24	ug/L	1		8260B SIM	Total/NA

Client Sample ID: PIN12-05.2402003-032 — Lab Sample ID: 280-188346-16

Analyte	Result	Qualifier	LOQ	DL	Unit	Dil Fac	D	Method	Prep Type
1,4-Dioxane	67		1.4	0.24	ug/L	1		8260B SIM	Total/NA
Acetone	13	J	15	6.6	ug/L	1		8260B	Total/NA
1,1-Dichloroethane	4.7		1.0	0.22	ug/L	1		8260B	Total/NA
trans-1,2-Dichloroethene	0.66	J	1.0	0.37	ug/L	1		8260B	Total/NA
Vinyl chloride	0.98	J	2.0	0.51	ug/L	1		8260B	Total/NA

Client Sample ID: PIN12-05.2402003-033 — Lab Sample ID: 280-188346-17

Analyte	Result	Qualifier	LOQ	DL	Unit	Dil Fac	D	Method	Prep Type
1,4-Dioxane	91		1.4	0.24	ug/L	1		8260B SIM	Total/NA
1,1-Dichloroethane	6.0		1.0	0.22	ug/L	1		8260B	Total/NA
trans-1,2-Dichloroethene	4.2		1.0	0.37	ug/L	1		8260B	Total/NA

Client Sample ID: PIN12-05.2402003-034 — Lab Sample ID: 280-188346-18

Analyte	Result	Qualifier	LOQ	DL	Unit	Dil Fac	D	Method	Prep Type
1,4-Dioxane	22		1.4	0.24	ug/L	1		8260B SIM	Total/NA
1,1-Dichloroethane	1.1		1.0	0.22	ug/L	1		8260B	Total/NA
Toluene	0.45	J	1.0	0.32	ug/L	1		8260B	Total/NA

This Detection Summary does not include radiochemical test results.

Detection Summary

Client: RSI EnTech LLC
Project/Site: Pinellas Bldg 100 Monitoring

Job ID: 280-188346-1
SDG: PIN12-05.2402003

Client Sample ID: PIN12-05.2402003-035 — Lab Sample ID: 280-188346-19

Analyte	Result	Qualifier	LOQ	DL	Unit	Dil Fac	D	Method	Prep Type
1,4-Dioxane	3.1		1.4	0.24	ug/L	1		8260B SIM	Total/NA
1,1-Dichloroethane	0.71	J	1.0	0.22	ug/L	1		8260B	Total/NA
cis-1,2-Dichloroethene	0.35	J	1.0	0.32	ug/L	1		8260B	Total/NA

Client Sample ID: PIN12-05.2402003-036 — Lab Sample ID: 280-188346-20

Analyte	Result	Qualifier	LOQ	DL	Unit	Dil Fac	D	Method	Prep Type
1,4-Dioxane	7.6		1.4	0.24	ug/L	1		8260B SIM	Total/NA
1,1-Dichloroethane	3.1	J	4.0	0.88	ug/L	4		8260B	Total/NA
cis-1,2-Dichloroethene	1.9	J	4.0	1.3	ug/L	4		8260B	Total/NA
Vinyl chloride	2.9	J	8.0	2.0	ug/L	4		8260B	Total/NA

Client Sample ID: PIN12-05.2402003-037 — Lab Sample ID: 280-188346-21

No Detections.

Client Sample ID: PIN12-05.2402003-038 — Lab Sample ID: 280-188346-22

No Detections.

Client Sample ID: PIN12-05.2402003-039 — Lab Sample ID: 280-188346-23

No Detections.

Client Sample ID: PIN12-05.2402003-040 — Lab Sample ID: 280-188346-24

No Detections.

Client Sample ID: PIN12-05.2402003-041 — Lab Sample ID: 280-188346-25

No Detections.

Client Sample ID: PIN12-05.2402003-042 — Lab Sample ID: 280-188346-26

No Detections.

Client Sample ID: PIN12-05.2402003-043 — Lab Sample ID: 280-188346-27

No Detections.

Client Sample ID: PIN12-05.2402003-044 — Lab Sample ID: 280-188346-28

No Detections.

Client Sample ID: PIN12-05.2402003-045 — Lab Sample ID: 280-188346-29

Analyte	Result	Qualifier	LOQ	DL	Unit	Dil Fac	D	Method	Prep Type
1,4-Dioxane	51		1.4	0.24	ug/L	1		8260B SIM	Total/NA
1,1-Dichloroethane	4.8		1.0	0.22	ug/L	1		8260B	Total/NA
trans-1,2-Dichloroethene	3.6		1.0	0.37	ug/L	1		8260B	Total/NA

Client Sample ID: PIN12-05.2402003-046 — Lab Sample ID: 280-188346-30

Analyte	Result	Qualifier	LOQ	DL	Unit	Dil Fac	D	Method	Prep Type
1,4-Dioxane	45		1.4	0.24	ug/L	1		8260B SIM	Total/NA
1,1-Dichloroethane	2.3		1.0	0.22	ug/L	1		8260B	Total/NA
cis-1,2-Dichloroethene	1.4		1.0	0.32	ug/L	1		8260B	Total/NA
trans-1,2-Dichloroethene	2.2		1.0	0.37	ug/L	1		8260B	Total/NA

This Detection Summary does not include radiochemical test results.

Client Sample ID: PIN12-05.2402003-046 (Continued) — Lab Sample ID: 280-188346-30

Analyte	Result	Qualifier	LOQ	DL	Unit	Dil Fac	D	Method	Prep Type
Vinyl chloride	7.8		2.0	0.51	ug/L	1		8260B	Total/NA

Client Sample ID: PIN12-05.2402003-056 — Lab Sample ID: 280-188346-31

No Detections.

Client Sample ID: PIN12-05.2402003-057 — Lab Sample ID: 280-188346-32

Analyte	Result	Qualifier	LOQ	DL	Unit	Dil Fac	D	Method	Prep Type
1,4-Dioxane	1.3	J	1.4	0.24	ug/L	1		8260B SIM	Total/NA
Vinyl chloride	8.4		8.0	2.0	ug/L	4		8260B	Total/NA

Client Sample ID: PIN12-05.2402003-058 — Lab Sample ID: 280-188346-33

Analyte	Result	Qualifier	LOQ	DL	Unit	Dil Fac	D	Method	Prep Type
1,4-Dioxane	2.0		1.4	0.24	ug/L	1		8260B SIM	Total/NA

Client Sample ID: PIN12-05.2402003-059 — Lab Sample ID: 280-188346-34

Analyte	Result	Qualifier	LOQ	DL	Unit	Dil Fac	D	Method	Prep Type
Vinyl chloride	0.99	J	2.0	0.51	ug/L	1		8260B	Total/NA

Client Sample ID: PIN12-05.2402003-060 — Lab Sample ID: 280-188346-35

Analyte	Result	Qualifier	LOQ	DL	Unit	Dil Fac	D	Method	Prep Type
1,4-Dioxane	4.7		1.4	0.24	ug/L	1		8260B SIM	Total/NA

Client Sample ID: PIN12-05.2402003-061 — Lab Sample ID: 280-188346-36

Analyte	Result	Qualifier	LOQ	DL	Unit	Dil Fac	D	Method	Prep Type
1,4-Dioxane	3.1		1.4	0.24	ug/L	1		8260B SIM	Total/NA

Client Sample ID: PIN12-05.2402003-062 — Lab Sample ID: 280-188346-37

Analyte	Result	Qualifier	LOQ	DL	Unit	Dil Fac	D	Method	Prep Type
Vinyl chloride	0.64	J	2.0	0.51	ug/L	1		8260B	Total/NA

Client Sample ID: PIN12-05.2402003-063 — Lab Sample ID: 280-188346-38

Analyte	Result	Qualifier	LOQ	DL	Unit	Dil Fac	D	Method	Prep Type
1,4-Dioxane	2.8		1.4	0.24	ug/L	1		8260B SIM	Total/NA
Benzene	0.62	J	1.0	0.31	ug/L	1		8260B	Total/NA
1,1-Dichloroethane	0.54	J	1.0	0.22	ug/L	1		8260B	Total/NA

Client Sample ID: PIN12-05.2402003-064 — Lab Sample ID: 280-188346-39

No Detections.

Client Sample ID: PIN12-05.2402003-065 — Lab Sample ID: 280-188346-40

No Detections.

Client Sample ID: PIN12-05.2402003-066 — Lab Sample ID: 280-188346-41

Analyte	Result	Qualifier	LOQ	DL	Unit	Dil Fac	D	Method	Prep Type
1,4-Dioxane	3.5		1.4	0.24	ug/L	1		8260B SIM	Total/NA
Benzene	0.84	J	1.0	0.31	ug/L	1		8260B	Total/NA

This Detection Summary does not include radiochemical test results.

Client Sample ID: PIN12-05.2402003-066 (Continued) — Lab Sample ID: 280-188346-41

Analyte	Result	Qualifier	LOQ	DL	Unit	Dil Fac	D	Method	Prep Type
Toluene	4.2		1.0	0.32	ug/L	1		8260B	Total/NA

Client Sample ID: PIN12-05.2402003-067 — Lab Sample ID: 280-188346-42

Analyte	Result	Qualifier	LOQ	DL	Unit	Dil Fac	D	Method	Prep Type
Toluene	0.67	J	1.0	0.32	ug/L	1		8260B	Total/NA

Client Sample ID: PIN12-05.2402003-068 — Lab Sample ID: 280-188346-43

Analyte	Result	Qualifier	LOQ	DL	Unit	Dil Fac	D	Method	Prep Type
Vinyl chloride	1.1	J	2.0	0.51	ug/L	1		8260B	Total/NA

Client Sample ID: PIN12-05.2402003-069 — Lab Sample ID: 280-188346-44

Analyte	Result	Qualifier	LOQ	DL	Unit	Dil Fac	D	Method	Prep Type
1,4-Dioxane	1.7		1.4	0.24	ug/L	1		8260B SIM	Total/NA
Toluene	0.57	J	1.0	0.32	ug/L	1		8260B	Total/NA
Vinyl chloride	0.89	J	2.0	0.51	ug/L	1		8260B	Total/NA

Client Sample ID: PIN12-05.2402003-070 — Lab Sample ID: 280-188346-45

No Detections.

Client Sample ID: PIN12-05.2402003-098 — Lab Sample ID: 280-188346-46

Analyte	Result	Qualifier	LOQ	DL	Unit	Dil Fac	D	Method	Prep Type
1,4-Dioxane	0.31	J	1.4	0.24	ug/L	1		8260B SIM	Total/NA

Client Sample ID: PIN12-05.2402003-099 — Lab Sample ID: 280-188346-47

Analyte	Result	Qualifier	LOQ	DL	Unit	Dil Fac	D	Method	Prep Type
1,4-Dioxane	22		1.4	0.24	ug/L	1		8260B SIM	Total/NA

Client Sample ID: PIN12-05.2402003-100 — Lab Sample ID: 280-188346-48

Analyte	Result	Qualifier	LOQ	DL	Unit	Dil Fac	D	Method	Prep Type
1,4-Dioxane	8.6		1.4	0.24	ug/L	1		8260B SIM	Total/NA
1,1-Dichloroethane	0.86	J	1.0	0.22	ug/L	1		8260B	Total/NA
Vinyl chloride	2.3		2.0	0.51	ug/L	1		8260B	Total/NA

Client Sample ID: PIN12-05.2402003-103 — Lab Sample ID: 280-188346-49

Analyte	Result	Qualifier	LOQ	DL	Unit	Dil Fac	D	Method	Prep Type
1,4-Dioxane	26		1.4	0.24	ug/L	1		8260B SIM	Total/NA
1,1-Dichloroethane	11		1.0	0.22	ug/L	1		8260B	Total/NA
cis-1,2-Dichloroethene	0.79	J	1.0	0.32	ug/L	1		8260B	Total/NA
trans-1,2-Dichloroethene	0.79	J	1.0	0.37	ug/L	1		8260B	Total/NA
Vinyl chloride	7.5		2.0	0.51	ug/L	1		8260B	Total/NA

Client Sample ID: PIN12-05.2402003-106 — Lab Sample ID: 280-188346-50

Analyte	Result	Qualifier	LOQ	DL	Unit	Dil Fac	D	Method	Prep Type
1,4-Dioxane	52		1.4	0.24	ug/L	1		8260B SIM	Total/NA
1,1-Dichloroethane	5.3		1.0	0.22	ug/L	1		8260B	Total/NA
trans-1,2-Dichloroethene	4.0		1.0	0.37	ug/L	1		8260B	Total/NA
Vinyl chloride	0.52	J	2.0	0.51	ug/L	1		8260B	Total/NA

This Detection Summary does not include radiochemical test results.

Detection Summary

Client: RSI EnTech LLC
Project/Site: Pinellas Bldg 100 Monitoring

Job ID: 280-188346-1
SDG: PIN12-05.2402003

Client Sample ID: PIN12-05.2402003-108 — Lab Sample ID: 280-188346-51

No Detections.

Client Sample ID: PIN12-05.2402003-113 — Lab Sample ID: 280-188346-52

No Detections.

Client Sample ID: PIN12-05.2402003-105 — Lab Sample ID: 280-188346-53

Analyte	Result	Qualifier	LOQ	DL	Unit	Dil Fac	D	Method	Prep Type
1,4-Dioxane	8.5		1.4	0.24	ug/L	1		8260B SIM	Total/NA
1,1-Dichloroethane	3.1	J	4.0	0.88	ug/L	4		8260B	Total/NA
cis-1,2-Dichloroethene	1.9	J	4.0	1.3	ug/L	4		8260B	Total/NA
Vinyl chloride	3.7	J	8.0	2.0	ug/L	4		8260B	Total/NA

This Detection Summary does not include radiochemical test results.

Method: SW846 8260B SIM - Volatile Organic Compounds (GC/MS-SIM)

Client Sample ID: PIN12-05.2402003-001 — **Lab Sample ID: 280-188346-1**
Date Collected: 02/29/24 15:45 — **Matrix: Water**
Date Received: 03/05/24 09:25

Analyte	Result	Qualifier	LOQ	DL	Unit	D	Prepared	Analyzed	Dil Fac
1,4-Dioxane	**23**		1.4	0.24	ug/L			03/05/24 21:07	1

Surrogate	*%Recovery*	*Qualifier*	*Limits*	*Prepared*	*Analyzed*	*Dil Fac*
1,2-Dichloroethane-d4 (Surr)	*107*		*70 - 127*		*03/05/24 21:07*	*1*

Client Sample ID: PIN12-05.2402003-002 — **Lab Sample ID: 280-188346-2**
Date Collected: 02/29/24 16:15 — **Matrix: Water**
Date Received: 03/05/24 09:25

Analyte	Result	Qualifier	LOQ	DL	Unit	D	Prepared	Analyzed	Dil Fac
1,4-Dioxane	**34**		1.4	0.24	ug/L			03/05/24 21:28	1

Surrogate	*%Recovery*	*Qualifier*	*Limits*	*Prepared*	*Analyzed*	*Dil Fac*
1,2-Dichloroethane-d4 (Surr)	*105*		*70 - 127*		*03/05/24 21:28*	*1*

Client Sample ID: PIN12-05.2402003-003 — **Lab Sample ID: 280-188346-3**
Date Collected: 02/29/24 17:05 — **Matrix: Water**
Date Received: 03/05/24 09:25

Analyte	Result	Qualifier	LOQ	DL	Unit	D	Prepared	Analyzed	Dil Fac
1,4-Dioxane	0.24	U	1.4	0.24	ug/L			03/05/24 21:48	1

Surrogate	*%Recovery*	*Qualifier*	*Limits*	*Prepared*	*Analyzed*	*Dil Fac*
1,2-Dichloroethane-d4 (Surr)	*107*		*70 - 127*		*03/05/24 21:48*	*1*

Client Sample ID: PIN12-05.2402003-004 — **Lab Sample ID: 280-188346-4**
Date Collected: 02/29/24 11:10 — **Matrix: Water**
Date Received: 03/05/24 09:25

Analyte	Result	Qualifier	LOQ	DL	Unit	D	Prepared	Analyzed	Dil Fac
1,4-Dioxane	0.24	U	1.4	0.24	ug/L			03/05/24 22:09	1

Surrogate	*%Recovery*	*Qualifier*	*Limits*	*Prepared*	*Analyzed*	*Dil Fac*
1,2-Dichloroethane-d4 (Surr)	*105*		*70 - 127*		*03/05/24 22:09*	*1*

Client Sample ID: PIN12-05.2402003-005 — **Lab Sample ID: 280-188346-5**
Date Collected: 02/29/24 11:40 — **Matrix: Water**
Date Received: 03/05/24 09:25

Analyte	Result	Qualifier	LOQ	DL	Unit	D	Prepared	Analyzed	Dil Fac
1,4-Dioxane	**9.9**		1.4	0.24	ug/L			03/05/24 22:29	1

Surrogate	*%Recovery*	*Qualifier*	*Limits*	*Prepared*	*Analyzed*	*Dil Fac*
1,2-Dichloroethane-d4 (Surr)	*106*		*70 - 127*		*03/05/24 22:29*	*1*

Client Sample ID: PIN12-05.2402003-006 — **Lab Sample ID: 280-188346-6**
Date Collected: 02/29/24 12:20 — **Matrix: Water**
Date Received: 03/05/24 09:25

Analyte	Result	Qualifier	LOQ	DL	Unit	D	Prepared	Analyzed	Dil Fac
1,4-Dioxane	**110**		1.4	0.24	ug/L			03/05/24 22:50	1

Surrogate	*%Recovery*	*Qualifier*	*Limits*	*Prepared*	*Analyzed*	*Dil Fac*
1,2-Dichloroethane-d4 (Surr)	*105*		*70 - 127*		*03/05/24 22:50*	*1*

Method: SW846 8260B SIM - Volatile Organic Compounds (GC/MS-SIM)

Client Sample ID: PIN12-05.2402003-007 — **Lab Sample ID: 280-188346-7**
Date Collected: 02/29/24 13:55 — **Matrix: Water**
Date Received: 03/05/24 09:25

Analyte	Result	Qualifier	LOQ	DL	Unit	D	Prepared	Analyzed	Dil Fac
1,4-Dioxane	**0.81**	**J**	1.4	0.24	ug/L			03/05/24 23:10	1

Surrogate	*%Recovery*	*Qualifier*	*Limits*	*Prepared*	*Analyzed*	*Dil Fac*
1,2-Dichloroethane-d4 (Surr)	*105*		*70 - 127*		*03/05/24 23:10*	*1*

Client Sample ID: PIN12-05.2402003-008 — **Lab Sample ID: 280-188346-8**
Date Collected: 02/29/24 14:20 — **Matrix: Water**
Date Received: 03/05/24 09:25

Analyte	Result	Qualifier	LOQ	DL	Unit	D	Prepared	Analyzed	Dil Fac
1,4-Dioxane	0.24	U	1.4	0.24	ug/L			03/05/24 23:31	1

Surrogate	*%Recovery*	*Qualifier*	*Limits*	*Prepared*	*Analyzed*	*Dil Fac*
1,2-Dichloroethane-d4 (Surr)	*104*		*70 - 127*		*03/05/24 23:31*	*1*

Client Sample ID: PIN12-05.2402003-009 — **Lab Sample ID: 280-188346-9**
Date Collected: 02/29/24 14:40 — **Matrix: Water**
Date Received: 03/05/24 09:25

Analyte	Result	Qualifier	LOQ	DL	Unit	D	Prepared	Analyzed	Dil Fac
1,4-Dioxane	0.24	U	1.4	0.24	ug/L			03/05/24 23:51	1

Surrogate	*%Recovery*	*Qualifier*	*Limits*	*Prepared*	*Analyzed*	*Dil Fac*
1,2-Dichloroethane-d4 (Surr)	*106*		*70 - 127*		*03/05/24 23:51*	*1*

Client Sample ID: PIN12-05.2402003-010 — **Lab Sample ID: 280-188346-10**
Date Collected: 03/01/24 08:15 — **Matrix: Water**
Date Received: 03/05/24 09:25

Analyte	Result	Qualifier	LOQ	DL	Unit	D	Prepared	Analyzed	Dil Fac
1,4-Dioxane	0.24	U	1.4	0.24	ug/L			03/06/24 00:12	1

Surrogate	*%Recovery*	*Qualifier*	*Limits*	*Prepared*	*Analyzed*	*Dil Fac*
1,2-Dichloroethane-d4 (Surr)	*105*		*70 - 127*		*03/06/24 00:12*	*1*

Client Sample ID: PIN12-05.2402003-011 — **Lab Sample ID: 280-188346-11**
Date Collected: 03/01/24 08:30 — **Matrix: Water**
Date Received: 03/05/24 09:25

Analyte	Result	Qualifier	LOQ	DL	Unit	D	Prepared	Analyzed	Dil Fac
1,4-Dioxane	0.24	U	1.4	0.24	ug/L			03/06/24 00:33	1

Surrogate	*%Recovery*	*Qualifier*	*Limits*	*Prepared*	*Analyzed*	*Dil Fac*
1,2-Dichloroethane-d4 (Surr)	*107*		*70 - 127*		*03/06/24 00:33*	*1*

Client Sample ID: PIN12-05.2402003-012 — **Lab Sample ID: 280-188346-12**
Date Collected: 03/01/24 08:50 — **Matrix: Water**
Date Received: 03/05/24 09:25

Analyte	Result	Qualifier	LOQ	DL	Unit	D	Prepared	Analyzed	Dil Fac
1,4-Dioxane	0.24	U	1.4	0.24	ug/L			03/06/24 00:53	1

Surrogate	*%Recovery*	*Qualifier*	*Limits*	*Prepared*	*Analyzed*	*Dil Fac*
1,2-Dichloroethane-d4 (Surr)	*106*		*70 - 127*		*03/06/24 00:53*	*1*

Method: SW846 8260B SIM - Volatile Organic Compounds (GC/MS-SIM)

Client Sample ID: PIN12-05.2402003-016 — **Lab Sample ID: 280-188346-13**
Date Collected: 03/01/24 15:05 — **Matrix: Water**
Date Received: 03/05/24 09:25

Analyte	Result	Qualifier	LOQ	DL	Unit	D	Prepared	Analyzed	Dil Fac
1,4-Dioxane	0.24	U	1.4	0.24	ug/L			03/06/24 01:14	1

Surrogate	*%Recovery*	*Qualifier*	*Limits*	*Prepared*	*Analyzed*	*Dil Fac*
1,2-Dichloroethane-d4 (Surr)	*107*		*70 - 127*		*03/06/24 01:14*	*1*

Client Sample ID: PIN12-05.2402003-017 — **Lab Sample ID: 280-188346-14**
Date Collected: 03/01/24 14:55 — **Matrix: Water**
Date Received: 03/05/24 09:25

Analyte	Result	Qualifier	LOQ	DL	Unit	D	Prepared	Analyzed	Dil Fac
1,4-Dioxane	**0.56**	**J**	1.4	0.24	ug/L			03/06/24 01:34	1

Surrogate	*%Recovery*	*Qualifier*	*Limits*	*Prepared*	*Analyzed*	*Dil Fac*
1,2-Dichloroethane-d4 (Surr)	*106*		*70 - 127*		*03/06/24 01:34*	*1*

Client Sample ID: PIN12-05.2402003-018 — **Lab Sample ID: 280-188346-15**
Date Collected: 03/01/24 14:40 — **Matrix: Water**
Date Received: 03/05/24 09:25

Analyte	Result	Qualifier	LOQ	DL	Unit	D	Prepared	Analyzed	Dil Fac
1,4-Dioxane	**0.30**	**J**	1.4	0.24	ug/L			03/06/24 01:54	1

Surrogate	*%Recovery*	*Qualifier*	*Limits*	*Prepared*	*Analyzed*	*Dil Fac*
1,2-Dichloroethane-d4 (Surr)	*106*		*70 - 127*		*03/06/24 01:54*	*1*

Client Sample ID: PIN12-05.2402003-032 — **Lab Sample ID: 280-188346-16**
Date Collected: 03/01/24 10:45 — **Matrix: Water**
Date Received: 03/05/24 09:25

Analyte	Result	Qualifier	LOQ	DL	Unit	D	Prepared	Analyzed	Dil Fac
1,4-Dioxane	**67**		1.4	0.24	ug/L			03/06/24 02:15	1

Surrogate	*%Recovery*	*Qualifier*	*Limits*	*Prepared*	*Analyzed*	*Dil Fac*
1,2-Dichloroethane-d4 (Surr)	*106*		*70 - 127*		*03/06/24 02:15*	*1*

Client Sample ID: PIN12-05.2402003-033 — **Lab Sample ID: 280-188346-17**
Date Collected: 03/01/24 11:15 — **Matrix: Water**
Date Received: 03/05/24 09:25

Analyte	Result	Qualifier	LOQ	DL	Unit	D	Prepared	Analyzed	Dil Fac
1,4-Dioxane	**91**		1.4	0.24	ug/L			03/06/24 02:35	1

Surrogate	*%Recovery*	*Qualifier*	*Limits*	*Prepared*	*Analyzed*	*Dil Fac*
1,2-Dichloroethane-d4 (Surr)	*107*		*70 - 127*		*03/06/24 02:35*	*1*

Client Sample ID: PIN12-05.2402003-034 — **Lab Sample ID: 280-188346-18**
Date Collected: 03/01/24 12:00 — **Matrix: Water**
Date Received: 03/05/24 09:25

Analyte	Result	Qualifier	LOQ	DL	Unit	D	Prepared	Analyzed	Dil Fac
1,4-Dioxane	**22**		1.4	0.24	ug/L			03/06/24 02:56	1

Surrogate	*%Recovery*	*Qualifier*	*Limits*	*Prepared*	*Analyzed*	*Dil Fac*
1,2-Dichloroethane-d4 (Surr)	*106*		*70 - 127*		*03/06/24 02:56*	*1*

Method: SW846 8260B SIM - Volatile Organic Compounds (GC/MS-SIM)

Client Sample ID: PIN12-05.2402003-035 — **Lab Sample ID: 280-188346-19**
Date Collected: 03/01/24 14:15 — **Matrix: Water**
Date Received: 03/05/24 09:25

Analyte	Result	Qualifier	LOQ	DL	Unit	D	Prepared	Analyzed	Dil Fac
1,4-Dioxane	**3.1**		1.4	0.24	ug/L			03/06/24 03:16	1

Surrogate	*%Recovery*	*Qualifier*	*Limits*	*Prepared*	*Analyzed*	*Dil Fac*
1,2-Dichloroethane-d4 (Surr)	*108*		*70 - 127*		*03/06/24 03:16*	*1*

Client Sample ID: PIN12-05.2402003-036 — **Lab Sample ID: 280-188346-20**
Date Collected: 03/01/24 14:20 — **Matrix: Water**
Date Received: 03/05/24 09:25

Analyte	Result	Qualifier	LOQ	DL	Unit	D	Prepared	Analyzed	Dil Fac
1,4-Dioxane	**7.6**		1.4	0.24	ug/L			03/06/24 03:37	1

Surrogate	*%Recovery*	*Qualifier*	*Limits*	*Prepared*	*Analyzed*	*Dil Fac*
1,2-Dichloroethane-d4 (Surr)	*107*		*70 - 127*		*03/06/24 03:37*	*1*

Client Sample ID: PIN12-05.2402003-037 — **Lab Sample ID: 280-188346-21**
Date Collected: 03/01/24 15:00 — **Matrix: Water**
Date Received: 03/05/24 09:25

Analyte	Result	Qualifier	LOQ	DL	Unit	D	Prepared	Analyzed	Dil Fac
1,4-Dioxane	0.24	U	1.4	0.24	ug/L			03/06/24 17:50	1

Surrogate	*%Recovery*	*Qualifier*	*Limits*	*Prepared*	*Analyzed*	*Dil Fac*
1,2-Dichloroethane-d4 (Surr)	*108*		*70 - 127*		*03/06/24 17:50*	*1*

Client Sample ID: PIN12-05.2402003-038 — **Lab Sample ID: 280-188346-22**
Date Collected: 03/01/24 12:10 — **Matrix: Water**
Date Received: 03/05/24 09:25

Analyte	Result	Qualifier	LOQ	DL	Unit	D	Prepared	Analyzed	Dil Fac
1,4-Dioxane	0.24	U	1.4	0.24	ug/L			03/06/24 18:10	1

Surrogate	*%Recovery*	*Qualifier*	*Limits*	*Prepared*	*Analyzed*	*Dil Fac*
1,2-Dichloroethane-d4 (Surr)	*107*		*70 - 127*		*03/06/24 18:10*	*1*

Client Sample ID: PIN12-05.2402003-039 — **Lab Sample ID: 280-188346-23**
Date Collected: 03/01/24 13:20 — **Matrix: Water**
Date Received: 03/05/24 09:25

Analyte	Result	Qualifier	LOQ	DL	Unit	D	Prepared	Analyzed	Dil Fac
1,4-Dioxane	0.24	U	1.4	0.24	ug/L			03/06/24 18:31	1

Surrogate	*%Recovery*	*Qualifier*	*Limits*	*Prepared*	*Analyzed*	*Dil Fac*
1,2-Dichloroethane-d4 (Surr)	*106*		*70 - 127*		*03/06/24 18:31*	*1*

Client Sample ID: PIN12-05.2402003-040 — **Lab Sample ID: 280-188346-24**
Date Collected: 03/01/24 13:45 — **Matrix: Water**
Date Received: 03/05/24 09:25

Analyte	Result	Qualifier	LOQ	DL	Unit	D	Prepared	Analyzed	Dil Fac
1,4-Dioxane	0.24	U	1.4	0.24	ug/L			03/06/24 18:51	1

Surrogate	*%Recovery*	*Qualifier*	*Limits*	*Prepared*	*Analyzed*	*Dil Fac*
1,2-Dichloroethane-d4 (Surr)	*106*		*70 - 127*		*03/06/24 18:51*	*1*

Method: SW846 8260B SIM - Volatile Organic Compounds (GC/MS-SIM)

Client Sample ID: PIN12-05.2402003-041 — **Lab Sample ID: 280-188346-25**
Date Collected: 03/01/24 09:45 — **Matrix: Water**
Date Received: 03/05/24 09:25

Analyte	Result	Qualifier	LOQ	DL	Unit	D	Prepared	Analyzed	Dil Fac
1,4-Dioxane	0.24	U	1.4	0.24	ug/L			03/06/24 19:12	1

Surrogate	*%Recovery*	*Qualifier*	*Limits*	*Prepared*	*Analyzed*	*Dil Fac*
1,2-Dichloroethane-d4 (Surr)	*107*		*70 - 127*		*03/06/24 19:12*	*1*

Client Sample ID: PIN12-05.2402003-042 — **Lab Sample ID: 280-188346-26**
Date Collected: 03/01/24 10:00 — **Matrix: Water**
Date Received: 03/05/24 09:25

Analyte	Result	Qualifier	LOQ	DL	Unit	D	Prepared	Analyzed	Dil Fac
1,4-Dioxane	0.24	U	1.4	0.24	ug/L			03/06/24 19:33	1

Surrogate	*%Recovery*	*Qualifier*	*Limits*	*Prepared*	*Analyzed*	*Dil Fac*
1,2-Dichloroethane-d4 (Surr)	*106*		*70 - 127*		*03/06/24 19:33*	*1*

Client Sample ID: PIN12-05.2402003-043 — **Lab Sample ID: 280-188346-27**
Date Collected: 03/01/24 10:15 — **Matrix: Water**
Date Received: 03/05/24 09:25

Analyte	Result	Qualifier	LOQ	DL	Unit	D	Prepared	Analyzed	Dil Fac
1,4-Dioxane	0.24	U	1.4	0.24	ug/L			03/06/24 19:53	1

Surrogate	*%Recovery*	*Qualifier*	*Limits*	*Prepared*	*Analyzed*	*Dil Fac*
1,2-Dichloroethane-d4 (Surr)	*107*		*70 - 127*		*03/06/24 19:53*	*1*

Client Sample ID: PIN12-05.2402003-044 — **Lab Sample ID: 280-188346-28**
Date Collected: 02/29/24 08:40 — **Matrix: Water**
Date Received: 03/05/24 09:25

Analyte	Result	Qualifier	LOQ	DL	Unit	D	Prepared	Analyzed	Dil Fac
1,4-Dioxane	0.24	U	1.4	0.24	ug/L			03/06/24 20:14	1

Surrogate	*%Recovery*	*Qualifier*	*Limits*	*Prepared*	*Analyzed*	*Dil Fac*
1,2-Dichloroethane-d4 (Surr)	*105*		*70 - 127*		*03/06/24 20:14*	*1*

Client Sample ID: PIN12-05.2402003-045 — **Lab Sample ID: 280-188346-29**
Date Collected: 02/29/24 09:40 — **Matrix: Water**
Date Received: 03/05/24 09:25

Analyte	Result	Qualifier	LOQ	DL	Unit	D	Prepared	Analyzed	Dil Fac
1,4-Dioxane	**51**		1.4	0.24	ug/L			03/06/24 20:35	1

Surrogate	*%Recovery*	*Qualifier*	*Limits*	*Prepared*	*Analyzed*	*Dil Fac*
1,2-Dichloroethane-d4 (Surr)	*106*		*70 - 127*		*03/06/24 20:35*	*1*

Client Sample ID: PIN12-05.2402003-046 — **Lab Sample ID: 280-188346-30**
Date Collected: 02/29/24 10:10 — **Matrix: Water**
Date Received: 03/05/24 09:25

Analyte	Result	Qualifier	LOQ	DL	Unit	D	Prepared	Analyzed	Dil Fac
1,4-Dioxane	**45**		1.4	0.24	ug/L			03/06/24 20:55	1

Surrogate	*%Recovery*	*Qualifier*	*Limits*	*Prepared*	*Analyzed*	*Dil Fac*
1,2-Dichloroethane-d4 (Surr)	*108*		*70 - 127*		*03/06/24 20:55*	*1*

Method: SW846 8260B SIM - Volatile Organic Compounds (GC/MS-SIM)

Client Sample ID: PIN12-05.2402003-056 — **Lab Sample ID: 280-188346-31**
Date Collected: 03/01/24 12:55 — **Matrix: Water**
Date Received: 03/05/24 09:25

Analyte	Result	Qualifier	LOQ	DL	Unit	D	Prepared	Analyzed	Dil Fac
1,4-Dioxane	0.24	U	1.4	0.24	ug/L			03/06/24 21:16	1

Surrogate	*%Recovery*	*Qualifier*	*Limits*	*Prepared*	*Analyzed*	*Dil Fac*
1,2-Dichloroethane-d4 (Surr)	*109*		*70 - 127*		*03/06/24 21:16*	*1*

Client Sample ID: PIN12-05.2402003-057 — **Lab Sample ID: 280-188346-32**
Date Collected: 03/01/24 12:40 — **Matrix: Water**
Date Received: 03/05/24 09:25

Analyte	Result	Qualifier	LOQ	DL	Unit	D	Prepared	Analyzed	Dil Fac
1,4-Dioxane	**1.3**	**J**	1.4	0.24	ug/L			03/06/24 21:36	1

Surrogate	*%Recovery*	*Qualifier*	*Limits*	*Prepared*	*Analyzed*	*Dil Fac*
1,2-Dichloroethane-d4 (Surr)	*105*		*70 - 127*		*03/06/24 21:36*	*1*

Client Sample ID: PIN12-05.2402003-058 — **Lab Sample ID: 280-188346-33**
Date Collected: 03/01/24 12:15 — **Matrix: Water**
Date Received: 03/05/24 09:25

Analyte	Result	Qualifier	LOQ	DL	Unit	D	Prepared	Analyzed	Dil Fac
1,4-Dioxane	**2.0**		1.4	0.24	ug/L			03/06/24 21:57	1

Surrogate	*%Recovery*	*Qualifier*	*Limits*	*Prepared*	*Analyzed*	*Dil Fac*
1,2-Dichloroethane-d4 (Surr)	*107*		*70 - 127*		*03/06/24 21:57*	*1*

Client Sample ID: PIN12-05.2402003-059 — **Lab Sample ID: 280-188346-34**
Date Collected: 03/01/24 11:45 — **Matrix: Water**
Date Received: 03/05/24 09:25

Analyte	Result	Qualifier	LOQ	DL	Unit	D	Prepared	Analyzed	Dil Fac
1,4-Dioxane	0.24	U	1.4	0.24	ug/L			03/06/24 22:17	1

Surrogate	*%Recovery*	*Qualifier*	*Limits*	*Prepared*	*Analyzed*	*Dil Fac*
1,2-Dichloroethane-d4 (Surr)	*107*		*70 - 127*		*03/06/24 22:17*	*1*

Client Sample ID: PIN12-05.2402003-060 — **Lab Sample ID: 280-188346-35**
Date Collected: 03/01/24 11:25 — **Matrix: Water**
Date Received: 03/05/24 09:25

Analyte	Result	Qualifier	LOQ	DL	Unit	D	Prepared	Analyzed	Dil Fac
1,4-Dioxane	**4.7**		1.4	0.24	ug/L			03/06/24 22:38	1

Surrogate	*%Recovery*	*Qualifier*	*Limits*	*Prepared*	*Analyzed*	*Dil Fac*
1,2-Dichloroethane-d4 (Surr)	*107*		*70 - 127*		*03/06/24 22:38*	*1*

Client Sample ID: PIN12-05.2402003-061 — **Lab Sample ID: 280-188346-36**
Date Collected: 03/01/24 11:20 — **Matrix: Water**
Date Received: 03/05/24 09:25

Analyte	Result	Qualifier	LOQ	DL	Unit	D	Prepared	Analyzed	Dil Fac
1,4-Dioxane	**3.1**		1.4	0.24	ug/L			03/06/24 22:58	1

Surrogate	*%Recovery*	*Qualifier*	*Limits*	*Prepared*	*Analyzed*	*Dil Fac*
1,2-Dichloroethane-d4 (Surr)	*105*		*70 - 127*		*03/06/24 22:58*	*1*

Method: SW846 8260B SIM - Volatile Organic Compounds (GC/MS-SIM)

Client Sample ID: PIN12-05.2402003-062 — **Lab Sample ID: 280-188346-37**
Date Collected: 02/29/24 14:20 — **Matrix: Water**
Date Received: 03/05/24 09:25

Analyte	Result	Qualifier	LOQ	DL	Unit	D	Prepared	Analyzed	Dil Fac
1,4-Dioxane	0.24	U	1.4	0.24	ug/L			03/06/24 23:19	1

Surrogate	*%Recovery*	*Qualifier*	*Limits*	*Prepared*	*Analyzed*	*Dil Fac*
1,2-Dichloroethane-d4 (Surr)	*107*		*70 - 127*		*03/06/24 23:19*	*1*

Client Sample ID: PIN12-05.2402003-063 — **Lab Sample ID: 280-188346-38**
Date Collected: 02/29/24 14:35 — **Matrix: Water**
Date Received: 03/05/24 09:25

Analyte	Result	Qualifier	LOQ	DL	Unit	D	Prepared	Analyzed	Dil Fac
1,4-Dioxane	**2.8**		1.4	0.24	ug/L			03/06/24 23:39	1

Surrogate	*%Recovery*	*Qualifier*	*Limits*	*Prepared*	*Analyzed*	*Dil Fac*
1,2-Dichloroethane-d4 (Surr)	*107*		*70 - 127*		*03/06/24 23:39*	*1*

Client Sample ID: PIN12-05.2402003-064 — **Lab Sample ID: 280-188346-39**
Date Collected: 02/29/24 13:45 — **Matrix: Water**
Date Received: 03/05/24 09:25

Analyte	Result	Qualifier	LOQ	DL	Unit	D	Prepared	Analyzed	Dil Fac
1,4-Dioxane	0.24	U	1.4	0.24	ug/L			03/06/24 23:59	1

Surrogate	*%Recovery*	*Qualifier*	*Limits*	*Prepared*	*Analyzed*	*Dil Fac*
1,2-Dichloroethane-d4 (Surr)	*107*		*70 - 127*		*03/06/24 23:59*	*1*

Client Sample ID: PIN12-05.2402003-065 — **Lab Sample ID: 280-188346-40**
Date Collected: 02/29/24 15:35 — **Matrix: Water**
Date Received: 03/05/24 09:25

Analyte	Result	Qualifier	LOQ	DL	Unit	D	Prepared	Analyzed	Dil Fac
1,4-Dioxane	0.24	U	1.4	0.24	ug/L			03/07/24 00:20	1

Surrogate	*%Recovery*	*Qualifier*	*Limits*	*Prepared*	*Analyzed*	*Dil Fac*
1,2-Dichloroethane-d4 (Surr)	*108*		*70 - 127*		*03/07/24 00:20*	*1*

Client Sample ID: PIN12-05.2402003-066 — **Lab Sample ID: 280-188346-41**
Date Collected: 02/29/24 16:15 — **Matrix: Water**
Date Received: 03/05/24 09:25

Analyte	Result	Qualifier	LOQ	DL	Unit	D	Prepared	Analyzed	Dil Fac
1,4-Dioxane	**3.5**		1.4	0.24	ug/L			03/07/24 21:11	1

Surrogate	*%Recovery*	*Qualifier*	*Limits*	*Prepared*	*Analyzed*	*Dil Fac*
1,2-Dichloroethane-d4 (Surr)	*107*		*70 - 127*		*03/07/24 21:11*	*1*

Client Sample ID: PIN12-05.2402003-067 — **Lab Sample ID: 280-188346-42**
Date Collected: 02/29/24 16:05 — **Matrix: Water**
Date Received: 03/05/24 09:25

Analyte	Result	Qualifier	LOQ	DL	Unit	D	Prepared	Analyzed	Dil Fac
1,4-Dioxane	0.24	U	1.4	0.24	ug/L			03/07/24 21:31	1

Surrogate	*%Recovery*	*Qualifier*	*Limits*	*Prepared*	*Analyzed*	*Dil Fac*
1,2-Dichloroethane-d4 (Surr)	*107*		*70 - 127*		*03/07/24 21:31*	*1*

Method: SW846 8260B SIM - Volatile Organic Compounds (GC/MS-SIM)

Client Sample ID: PIN12-05.2402003-068 — **Lab Sample ID: 280-188346-43**
Date Collected: 02/29/24 17:15 — **Matrix: Water**
Date Received: 03/05/24 09:25

Analyte	Result	Qualifier	LOQ	DL	Unit	D	Prepared	Analyzed	Dil Fac
1,4-Dioxane	0.24	U	1.4	0.24	ug/L			03/07/24 21:52	1

Surrogate	*%Recovery*	*Qualifier*	*Limits*	*Prepared*	*Analyzed*	*Dil Fac*
1,2-Dichloroethane-d4 (Surr)	*108*		*70 - 127*		*03/07/24 21:52*	*1*

Client Sample ID: PIN12-05.2402003-069 — **Lab Sample ID: 280-188346-44**
Date Collected: 02/29/24 16:50 — **Matrix: Water**
Date Received: 03/05/24 09:25

Analyte	Result	Qualifier	LOQ	DL	Unit	D	Prepared	Analyzed	Dil Fac
1,4-Dioxane	**1.7**		1.4	0.24	ug/L			03/07/24 22:12	1

Surrogate	*%Recovery*	*Qualifier*	*Limits*	*Prepared*	*Analyzed*	*Dil Fac*
1,2-Dichloroethane-d4 (Surr)	*108*		*70 - 127*		*03/07/24 22:12*	*1*

Client Sample ID: PIN12-05.2402003-070 — **Lab Sample ID: 280-188346-45**
Date Collected: 03/01/24 08:15 — **Matrix: Water**
Date Received: 03/05/24 09:25

Analyte	Result	Qualifier	LOQ	DL	Unit	D	Prepared	Analyzed	Dil Fac
1,4-Dioxane	0.24	U	1.4	0.24	ug/L			03/07/24 22:33	1

Surrogate	*%Recovery*	*Qualifier*	*Limits*	*Prepared*	*Analyzed*	*Dil Fac*
1,2-Dichloroethane-d4 (Surr)	*107*		*70 - 127*		*03/07/24 22:33*	*1*

Client Sample ID: PIN12-05.2402003-098 — **Lab Sample ID: 280-188346-46**
Date Collected: 02/29/24 09:35 — **Matrix: Water**
Date Received: 03/05/24 09:25

Analyte	Result	Qualifier	LOQ	DL	Unit	D	Prepared	Analyzed	Dil Fac
1,4-Dioxane	**0.31**	**J**	1.4	0.24	ug/L			03/07/24 22:53	1

Surrogate	*%Recovery*	*Qualifier*	*Limits*	*Prepared*	*Analyzed*	*Dil Fac*
1,2-Dichloroethane-d4 (Surr)	*106*		*70 - 127*		*03/07/24 22:53*	*1*

Client Sample ID: PIN12-05.2402003-099 — **Lab Sample ID: 280-188346-47**
Date Collected: 02/29/24 10:35 — **Matrix: Water**
Date Received: 03/05/24 09:25

Analyte	Result	Qualifier	LOQ	DL	Unit	D	Prepared	Analyzed	Dil Fac
1,4-Dioxane	**22**		1.4	0.24	ug/L			03/07/24 23:14	1

Surrogate	*%Recovery*	*Qualifier*	*Limits*	*Prepared*	*Analyzed*	*Dil Fac*
1,2-Dichloroethane-d4 (Surr)	*105*		*70 - 127*		*03/07/24 23:14*	*1*

Client Sample ID: PIN12-05.2402003-100 — **Lab Sample ID: 280-188346-48**
Date Collected: 02/29/24 11:15 — **Matrix: Water**
Date Received: 03/05/24 09:25

Analyte	Result	Qualifier	LOQ	DL	Unit	D	Prepared	Analyzed	Dil Fac
1,4-Dioxane	**8.6**		1.4	0.24	ug/L			03/07/24 23:34	1

Surrogate	*%Recovery*	*Qualifier*	*Limits*	*Prepared*	*Analyzed*	*Dil Fac*
1,2-Dichloroethane-d4 (Surr)	*108*		*70 - 127*		*03/07/24 23:34*	*1*

Method: SW846 8260B SIM - Volatile Organic Compounds (GC/MS-SIM)

Client Sample ID: PIN12-05.2402003-103 — **Lab Sample ID: 280-188346-49**
Date Collected: 02/29/24 15:30 — **Matrix: Water**
Date Received: 03/05/24 09:25

Analyte	Result	Qualifier	LOQ	DL	Unit	D	Prepared	Analyzed	Dil Fac
1,4-Dioxane	**26**		1.4	0.24	ug/L			03/07/24 23:55	1

Surrogate	*%Recovery*	*Qualifier*	*Limits*	*Prepared*	*Analyzed*	*Dil Fac*
1,2-Dichloroethane-d4 (Surr)	*108*		*70 - 127*		*03/07/24 23:55*	*1*

Client Sample ID: PIN12-05.2402003-106 — **Lab Sample ID: 280-188346-50**
Date Collected: 02/29/24 09:30 — **Matrix: Water**
Date Received: 03/05/24 09:25

Analyte	Result	Qualifier	LOQ	DL	Unit	D	Prepared	Analyzed	Dil Fac
1,4-Dioxane	**52**		1.4	0.24	ug/L			03/08/24 00:15	1

Surrogate	*%Recovery*	*Qualifier*	*Limits*	*Prepared*	*Analyzed*	*Dil Fac*
1,2-Dichloroethane-d4 (Surr)	*107*		*70 - 127*		*03/08/24 00:15*	*1*

Client Sample ID: PIN12-05.2402003-108 — **Lab Sample ID: 280-188346-51**
Date Collected: 02/28/24 16:30 — **Matrix: Water**
Date Received: 03/05/24 09:25

Analyte	Result	Qualifier	LOQ	DL	Unit	D	Prepared	Analyzed	Dil Fac
1,4-Dioxane	0.24	U	1.4	0.24	ug/L			03/08/24 00:36	1

Surrogate	*%Recovery*	*Qualifier*	*Limits*	*Prepared*	*Analyzed*	*Dil Fac*
1,2-Dichloroethane-d4 (Surr)	*107*		*70 - 127*		*03/08/24 00:36*	*1*

Client Sample ID: PIN12-05.2402003-113 — **Lab Sample ID: 280-188346-52**
Date Collected: 02/29/24 08:00 — **Matrix: Water**
Date Received: 03/05/24 09:25

Analyte	Result	Qualifier	LOQ	DL	Unit	D	Prepared	Analyzed	Dil Fac
1,4-Dioxane	0.24	U	1.4	0.24	ug/L			03/08/24 00:56	1

Surrogate	*%Recovery*	*Qualifier*	*Limits*	*Prepared*	*Analyzed*	*Dil Fac*
1,2-Dichloroethane-d4 (Surr)	*107*		*70 - 127*		*03/08/24 00:56*	*1*

Client Sample ID: PIN12-05.2402003-105 — **Lab Sample ID: 280-188346-53**
Date Collected: 03/01/24 14:10 — **Matrix: Water**
Date Received: 03/05/24 09:25

Analyte	Result	Qualifier	LOQ	DL	Unit	D	Prepared	Analyzed	Dil Fac
1,4-Dioxane	**8.5**		1.4	0.24	ug/L			03/08/24 01:16	1

Surrogate	*%Recovery*	*Qualifier*	*Limits*	*Prepared*	*Analyzed*	*Dil Fac*
1,2-Dichloroethane-d4 (Surr)	*108*		*70 - 127*		*03/08/24 01:16*	*1*

Method: SW846 8260B - Volatile Organic Compounds (GC/MS)

Client Sample ID: PIN12-05.2402003-001 — **Lab Sample ID: 280-188346-1**
Date Collected: 02/29/24 15:45 — **Matrix: Water**
Date Received: 03/05/24 09:25

Analyte	Result	Qualifier	LOQ	DL	Unit	D	Prepared	Analyzed	Dil Fac
Acetone	6.6	U	15	6.6	ug/L			03/07/24 09:19	1
Benzene	0.31	U	1.0	0.31	ug/L			03/07/24 09:19	1
Bromobenzene	0.40	U	1.0	0.40	ug/L			03/07/24 09:19	1
Bromochloromethane	0.40	U	1.0	0.40	ug/L			03/07/24 09:19	1
Bromodichloromethane	0.39	U	1.0	0.39	ug/L			03/07/24 09:19	1

Method: SW846 8260B - Volatile Organic Compounds (GC/MS) (Continued)

Client Sample ID: PIN12-05.2402003-001
Date Collected: 02/29/24 15:45
Date Received: 03/05/24 09:25

Lab Sample ID: 280-188346-1
Matrix: Water

Analyte	Result	Qualifier	LOQ	DL	Unit	D	Prepared	Analyzed	Dil Fac
Bromoform	1.2	U	2.0	1.2	ug/L			03/07/24 09:19	1
Bromomethane	2.4	U	1.0	2.4	ug/L			03/07/24 09:19	1
2-Butanone (MEK)	6.0	U	5.0	6.0	ug/L			03/07/24 09:19	1
n-Butylbenzene	0.48	U	1.0	0.48	ug/L			03/07/24 09:19	1
sec-Butylbenzene	0.45	U	1.0	0.45	ug/L			03/07/24 09:19	1
tert-Butylbenzene	0.42	U	1.0	0.42	ug/L			03/07/24 09:19	1
Carbon disulfide	0.63	U	1.0	0.63	ug/L			03/07/24 09:19	1
Carbon tetrachloride	0.57	U	1.0	0.57	ug/L			03/07/24 09:19	1
Chlorobenzene	0.42	U	1.0	0.42	ug/L			03/07/24 09:19	1
Dibromochloromethane	0.62	U	2.0	0.62	ug/L			03/07/24 09:19	1
Chloroethane	1.4	U	1.0	1.4	ug/L			03/07/24 09:19	1
Chloroform	0.36	U	1.0	0.36	ug/L			03/07/24 09:19	1
Chloromethane	0.75	U	1.0	0.75	ug/L			03/07/24 09:19	1
2-Chlorotoluene	0.34	U	1.0	0.34	ug/L			03/07/24 09:19	1
4-Chlorotoluene	0.21	U	1.0	0.21	ug/L			03/07/24 09:19	1
1,2-Dibromo-3-Chloropropane	1.8	U	1.0	1.8	ug/L			03/07/24 09:19	1
Dibromomethane	0.34	U	1.0	0.34	ug/L			03/07/24 09:19	1
1,2-Dichlorobenzene	0.37	U	1.0	0.37	ug/L			03/07/24 09:19	1
1,3-Dichlorobenzene	0.33	U	1.0	0.33	ug/L			03/07/24 09:19	1
1,4-Dichlorobenzene	0.39	U	1.0	0.39	ug/L			03/07/24 09:19	1
Dichlorodifluoromethane	0.96	U	1.0	0.96	ug/L			03/07/24 09:19	1
1,1-Dichloroethane	**10**		1.0	0.22	ug/L			03/07/24 09:19	1
1,2-Dichloroethane	0.54	U	1.0	0.54	ug/L			03/07/24 09:19	1
cis-1,2-Dichloroethene	**1.0**		1.0	0.32	ug/L			03/07/24 09:19	1
trans-1,2-Dichloroethene	**0.90**	**J**	1.0	0.37	ug/L			03/07/24 09:19	1
1,1-Dichloroethene	0.23	U	1.0	0.23	ug/L			03/07/24 09:19	1
1,2-Dichloropropane	0.52	U	1.0	0.52	ug/L			03/07/24 09:19	1
1,3-Dichloropropane	0.38	U	1.0	0.38	ug/L			03/07/24 09:19	1
2,2-Dichloropropane	0.38	U	1.0	0.38	ug/L			03/07/24 09:19	1
cis-1,3-Dichloropropene	0.63	U	2.0	0.63	ug/L			03/07/24 09:19	1
trans-1,3-Dichloropropene	0.65	U	1.0	0.65	ug/L			03/07/24 09:19	1
1,1-Dichloropropene	0.42	U	1.0	0.42	ug/L			03/07/24 09:19	1
Ethylbenzene	0.30	U	1.0	0.30	ug/L			03/07/24 09:19	1
Hexachlorobutadiene	1.2	U	2.0	1.2	ug/L			03/07/24 09:19	1
2-Hexanone	1.7	U	5.0	1.7	ug/L			03/07/24 09:19	1
Isopropylbenzene	0.36	U	1.0	0.36	ug/L			03/07/24 09:19	1
4-Isopropyltoluene	0.43	U	1.0	0.43	ug/L			03/07/24 09:19	1
Methylene Chloride	0.94	U	1.0	0.94	ug/L			03/07/24 09:19	1
4-Methyl-2-pentanone	0.98	U	5.0	0.98	ug/L			03/07/24 09:19	1
Naphthalene	0.63	U	2.0	0.63	ug/L			03/07/24 09:19	1
n-Propylbenzene	0.53	U	1.0	0.53	ug/L			03/07/24 09:19	1
Styrene	0.36	U	1.0	0.36	ug/L			03/07/24 09:19	1
1,1,1,2-Tetrachloroethane	0.58	U	1.0	0.58	ug/L			03/07/24 09:19	1
1,1,2,2-Tetrachloroethane	0.21	U	1.0	0.21	ug/L			03/07/24 09:19	1
Tetrachloroethene	0.40	U	1.0	0.40	ug/L			03/07/24 09:19	1
Toluene	0.32	U	1.0	0.32	ug/L			03/07/24 09:19	1
1,2,3-Trichlorobenzene	0.70	U	2.0	0.70	ug/L			03/07/24 09:19	1
1,2,4-Trichlorobenzene	0.58	U	1.0	0.58	ug/L			03/07/24 09:19	1
1,1,1-Trichloroethane	0.39	U	1.0	0.39	ug/L			03/07/24 09:19	1

Method: SW846 8260B - Volatile Organic Compounds (GC/MS) (Continued)

Client Sample ID: PIN12-05.2402003-001 — **Lab Sample ID: 280-188346-1**
Date Collected: 02/29/24 15:45 — **Matrix: Water**
Date Received: 03/05/24 09:25

Analyte	Result	Qualifier	LOQ	DL	Unit	D	Prepared	Analyzed	Dil Fac
1,1,2-Trichloroethane	0.27	U	1.0	0.27	ug/L			03/07/24 09:19	1
Trichloroethene	0.30	U	1.0	0.30	ug/L			03/07/24 09:19	1
Trichlorofluoromethane	0.57	U	1.0	0.57	ug/L			03/07/24 09:19	1
1,2,3-Trichloropropane	0.86	U	1.0	0.86	ug/L			03/07/24 09:19	1
1,2,4-Trimethylbenzene	0.15	U	1.0	0.15	ug/L			03/07/24 09:19	1
1,3,5-Trimethylbenzene	0.37	U	1.0	0.37	ug/L			03/07/24 09:19	1
Vinyl chloride	**6.6**		2.0	0.51	ug/L			03/07/24 09:19	1
Xylenes, Total	0.33	U	1.0	0.33	ug/L			03/07/24 09:19	1
1,2-Dibromoethane	0.40	U	1.0	0.40	ug/L			03/07/24 09:19	1

Surrogate	*%Recovery*	*Qualifier*	*Limits*	*Prepared*	*Analyzed*	*Dil Fac*
1,2-Dichloroethane-d4 (Surr)	*96*		*70 - 127*		*03/07/24 09:19*	*1*
Toluene-d8 (Surr)	*95*		*80 - 125*		*03/07/24 09:19*	*1*
4-Bromofluorobenzene (Surr)	*95*		*78 - 120*		*03/07/24 09:19*	*1*
Dibromofluoromethane (Surr)	*99*		*77 - 120*		*03/07/24 09:19*	*1*

Client Sample ID: PIN12-05.2402003-002 — **Lab Sample ID: 280-188346-2**
Date Collected: 02/29/24 16:15 — **Matrix: Water**
Date Received: 03/05/24 09:25

Analyte	Result	Qualifier	LOQ	DL	Unit	D	Prepared	Analyzed	Dil Fac
Acetone	6.6	U	15	6.6	ug/L			03/07/24 09:40	1
Benzene	0.31	U	1.0	0.31	ug/L			03/07/24 09:40	1
Bromobenzene	0.40	U	1.0	0.40	ug/L			03/07/24 09:40	1
Bromochloromethane	0.40	U	1.0	0.40	ug/L			03/07/24 09:40	1
Bromodichloromethane	0.39	U	1.0	0.39	ug/L			03/07/24 09:40	1
Bromoform	1.2	U	2.0	1.2	ug/L			03/07/24 09:40	1
Bromomethane	2.4	U	1.0	2.4	ug/L			03/07/24 09:40	1
2-Butanone (MEK)	6.0	U	5.0	6.0	ug/L			03/07/24 09:40	1
n-Butylbenzene	0.48	U	1.0	0.48	ug/L			03/07/24 09:40	1
sec-Butylbenzene	0.45	U	1.0	0.45	ug/L			03/07/24 09:40	1
tert-Butylbenzene	0.42	U	1.0	0.42	ug/L			03/07/24 09:40	1
Carbon disulfide	0.63	U	1.0	0.63	ug/L			03/07/24 09:40	1
Carbon tetrachloride	0.57	U	1.0	0.57	ug/L			03/07/24 09:40	1
Chlorobenzene	0.42	U	1.0	0.42	ug/L			03/07/24 09:40	1
Dibromochloromethane	0.62	U	2.0	0.62	ug/L			03/07/24 09:40	1
Chloroethane	1.4	U	1.0	1.4	ug/L			03/07/24 09:40	1
Chloroform	0.36	U	1.0	0.36	ug/L			03/07/24 09:40	1
Chloromethane	0.75	U	1.0	0.75	ug/L			03/07/24 09:40	1
2-Chlorotoluene	0.34	U	1.0	0.34	ug/L			03/07/24 09:40	1
4-Chlorotoluene	0.21	U	1.0	0.21	ug/L			03/07/24 09:40	1
1,2-Dibromo-3-Chloropropane	1.8	U	1.0	1.8	ug/L			03/07/24 09:40	1
Dibromomethane	0.34	U	1.0	0.34	ug/L			03/07/24 09:40	1
1,2-Dichlorobenzene	0.37	U	1.0	0.37	ug/L			03/07/24 09:40	1
1,3-Dichlorobenzene	0.33	U	1.0	0.33	ug/L			03/07/24 09:40	1
1,4-Dichlorobenzene	0.39	U	1.0	0.39	ug/L			03/07/24 09:40	1
Dichlorodifluoromethane	0.96	U	1.0	0.96	ug/L			03/07/24 09:40	1
1,1-Dichloroethane	**20**		1.0	0.22	ug/L			03/07/24 09:40	1
1,2-Dichloroethane	0.54	U	1.0	0.54	ug/L			03/07/24 09:40	1
cis-1,2-Dichloroethene	**1.7**		1.0	0.32	ug/L			03/07/24 09:40	1
trans-1,2-Dichloroethene	**2.1**		1.0	0.37	ug/L			03/07/24 09:40	1

Method: SW846 8260B - Volatile Organic Compounds (GC/MS) (Continued)

Client Sample ID: PIN12-05.2402003-002 — **Lab Sample ID: 280-188346-2**
Date Collected: 02/29/24 16:15 — **Matrix: Water**
Date Received: 03/05/24 09:25

Analyte	Result	Qualifier	LOQ	DL	Unit	D	Prepared	Analyzed	Dil Fac
1,1-Dichloroethene	**0.27**	**J**	1.0	0.23	ug/L			03/07/24 09:40	1
1,2-Dichloropropane	0.52	U	1.0	0.52	ug/L			03/07/24 09:40	1
1,3-Dichloropropane	0.38	U	1.0	0.38	ug/L			03/07/24 09:40	1
2,2-Dichloropropane	0.38	U	1.0	0.38	ug/L			03/07/24 09:40	1
cis-1,3-Dichloropropene	0.63	U	2.0	0.63	ug/L			03/07/24 09:40	1
trans-1,3-Dichloropropene	0.65	U	1.0	0.65	ug/L			03/07/24 09:40	1
1,1-Dichloropropene	0.42	U	1.0	0.42	ug/L			03/07/24 09:40	1
Ethylbenzene	0.30	U	1.0	0.30	ug/L			03/07/24 09:40	1
Hexachlorobutadiene	1.2	U	2.0	1.2	ug/L			03/07/24 09:40	1
2-Hexanone	1.7	U	5.0	1.7	ug/L			03/07/24 09:40	1
Isopropylbenzene	0.36	U	1.0	0.36	ug/L			03/07/24 09:40	1
4-Isopropyltoluene	0.43	U	1.0	0.43	ug/L			03/07/24 09:40	1
Methylene Chloride	0.94	U	1.0	0.94	ug/L			03/07/24 09:40	1
4-Methyl-2-pentanone	0.98	U	5.0	0.98	ug/L			03/07/24 09:40	1
Naphthalene	0.63	U	2.0	0.63	ug/L			03/07/24 09:40	1
n-Propylbenzene	0.53	U	1.0	0.53	ug/L			03/07/24 09:40	1
Styrene	0.36	U	1.0	0.36	ug/L			03/07/24 09:40	1
1,1,1,2-Tetrachloroethane	0.58	U	1.0	0.58	ug/L			03/07/24 09:40	1
1,1,2,2-Tetrachloroethane	0.21	U	1.0	0.21	ug/L			03/07/24 09:40	1
Tetrachloroethene	0.40	U	1.0	0.40	ug/L			03/07/24 09:40	1
Toluene	0.32	U	1.0	0.32	ug/L			03/07/24 09:40	1
1,2,3-Trichlorobenzene	0.70	U	2.0	0.70	ug/L			03/07/24 09:40	1
1,2,4-Trichlorobenzene	0.58	U	1.0	0.58	ug/L			03/07/24 09:40	1
1,1,1-Trichloroethane	0.39	U	1.0	0.39	ug/L			03/07/24 09:40	1
1,1,2-Trichloroethane	0.27	U	1.0	0.27	ug/L			03/07/24 09:40	1
Trichloroethene	0.30	U	1.0	0.30	ug/L			03/07/24 09:40	1
Trichlorofluoromethane	0.57	U	1.0	0.57	ug/L			03/07/24 09:40	1
1,2,3-Trichloropropane	0.86	U	1.0	0.86	ug/L			03/07/24 09:40	1
1,2,4-Trimethylbenzene	0.15	U	1.0	0.15	ug/L			03/07/24 09:40	1
1,3,5-Trimethylbenzene	0.37	U	1.0	0.37	ug/L			03/07/24 09:40	1
Vinyl chloride	**10**		2.0	0.51	ug/L			03/07/24 09:40	1
Xylenes, Total	0.33	U	1.0	0.33	ug/L			03/07/24 09:40	1
1,2-Dibromoethane	0.40	U	1.0	0.40	ug/L			03/07/24 09:40	1

Surrogate	*%Recovery*	*Qualifier*	*Limits*	*Prepared*	*Analyzed*	*Dil Fac*
1,2-Dichloroethane-d4 (Surr)	*95*		*70 - 127*		*03/07/24 09:40*	*1*
Toluene-d8 (Surr)	*98*		*80 - 125*		*03/07/24 09:40*	*1*
4-Bromofluorobenzene (Surr)	*95*		*78 - 120*		*03/07/24 09:40*	*1*
Dibromofluoromethane (Surr)	*101*		*77 - 120*		*03/07/24 09:40*	*1*

Client Sample ID: PIN12-05.2402003-003 — **Lab Sample ID: 280-188346-3**
Date Collected: 02/29/24 17:05 — **Matrix: Water**
Date Received: 03/05/24 09:25

Analyte	Result	Qualifier	LOQ	DL	Unit	D	Prepared	Analyzed	Dil Fac
Acetone	6.6	U	15	6.6	ug/L			03/07/24 10:01	1
Benzene	0.31	U	1.0	0.31	ug/L			03/07/24 10:01	1
Bromobenzene	0.40	U	1.0	0.40	ug/L			03/07/24 10:01	1
Bromochloromethane	0.40	U	1.0	0.40	ug/L			03/07/24 10:01	1
Bromodichloromethane	0.39	U	1.0	0.39	ug/L			03/07/24 10:01	1
Bromoform	1.2	U	2.0	1.2	ug/L			03/07/24 10:01	1

Method: SW846 8260B - Volatile Organic Compounds (GC/MS) (Continued)

Client Sample ID: PIN12-05.2402003-003
Date Collected: 02/29/24 17:05
Date Received: 03/05/24 09:25

Lab Sample ID: 280-188346-3
Matrix: Water

Analyte	Result	Qualifier	LOQ	DL	Unit	D	Prepared	Analyzed	Dil Fac
Bromomethane	2.4	U	1.0	2.4	ug/L			03/07/24 10:01	1
2-Butanone (MEK)	6.0	U	5.0	6.0	ug/L			03/07/24 10:01	1
n-Butylbenzene	0.48	U	1.0	0.48	ug/L			03/07/24 10:01	1
sec-Butylbenzene	0.45	U	1.0	0.45	ug/L			03/07/24 10:01	1
tert-Butylbenzene	0.42	U	1.0	0.42	ug/L			03/07/24 10:01	1
Carbon disulfide	0.63	U	1.0	0.63	ug/L			03/07/24 10:01	1
Carbon tetrachloride	0.57	U	1.0	0.57	ug/L			03/07/24 10:01	1
Chlorobenzene	0.42	U	1.0	0.42	ug/L			03/07/24 10:01	1
Dibromochloromethane	0.62	U	2.0	0.62	ug/L			03/07/24 10:01	1
Chloroethane	1.4	U	1.0	1.4	ug/L			03/07/24 10:01	1
Chloroform	0.36	U	1.0	0.36	ug/L			03/07/24 10:01	1
Chloromethane	0.75	U	1.0	0.75	ug/L			03/07/24 10:01	1
2-Chlorotoluene	0.34	U	1.0	0.34	ug/L			03/07/24 10:01	1
4-Chlorotoluene	0.21	U	1.0	0.21	ug/L			03/07/24 10:01	1
1,2-Dibromo-3-Chloropropane	1.8	U	1.0	1.8	ug/L			03/07/24 10:01	1
Dibromomethane	0.34	U	1.0	0.34	ug/L			03/07/24 10:01	1
1,2-Dichlorobenzene	0.37	U	1.0	0.37	ug/L			03/07/24 10:01	1
1,3-Dichlorobenzene	0.33	U	1.0	0.33	ug/L			03/07/24 10:01	1
1,4-Dichlorobenzene	0.39	U	1.0	0.39	ug/L			03/07/24 10:01	1
Dichlorodifluoromethane	0.96	U	1.0	0.96	ug/L			03/07/24 10:01	1
1,1-Dichloroethane	0.22	U	1.0	0.22	ug/L			03/07/24 10:01	1
1,2-Dichloroethane	0.54	U	1.0	0.54	ug/L			03/07/24 10:01	1
cis-1,2-Dichloroethene	0.32	U	1.0	0.32	ug/L			03/07/24 10:01	1
trans-1,2-Dichloroethene	0.37	U	1.0	0.37	ug/L			03/07/24 10:01	1
1,1-Dichloroethene	0.23	U	1.0	0.23	ug/L			03/07/24 10:01	1
1,2-Dichloropropane	0.52	U	1.0	0.52	ug/L			03/07/24 10:01	1
1,3-Dichloropropane	0.38	U	1.0	0.38	ug/L			03/07/24 10:01	1
2,2-Dichloropropane	0.38	U	1.0	0.38	ug/L			03/07/24 10:01	1
cis-1,3-Dichloropropene	0.63	U	2.0	0.63	ug/L			03/07/24 10:01	1
trans-1,3-Dichloropropene	0.65	U	1.0	0.65	ug/L			03/07/24 10:01	1
1,1-Dichloropropene	0.42	U	1.0	0.42	ug/L			03/07/24 10:01	1
Ethylbenzene	0.30	U	1.0	0.30	ug/L			03/07/24 10:01	1
Hexachlorobutadiene	1.2	U	2.0	1.2	ug/L			03/07/24 10:01	1
2-Hexanone	1.7	U	5.0	1.7	ug/L			03/07/24 10:01	1
Isopropylbenzene	0.36	U	1.0	0.36	ug/L			03/07/24 10:01	1
4-Isopropyltoluene	0.43	U	1.0	0.43	ug/L			03/07/24 10:01	1
Methylene Chloride	0.94	U	1.0	0.94	ug/L			03/07/24 10:01	1
4-Methyl-2-pentanone	0.98	U	5.0	0.98	ug/L			03/07/24 10:01	1
Naphthalene	0.63	U	2.0	0.63	ug/L			03/07/24 10:01	1
n-Propylbenzene	0.53	U	1.0	0.53	ug/L			03/07/24 10:01	1
Styrene	0.36	U	1.0	0.36	ug/L			03/07/24 10:01	1
1,1,1,2-Tetrachloroethane	0.58	U	1.0	0.58	ug/L			03/07/24 10:01	1
1,1,2,2-Tetrachloroethane	0.21	U	1.0	0.21	ug/L			03/07/24 10:01	1
Tetrachloroethene	0.40	U	1.0	0.40	ug/L			03/07/24 10:01	1
Toluene	0.32	U	1.0	0.32	ug/L			03/07/24 10:01	1
1,2,3-Trichlorobenzene	0.70	U	2.0	0.70	ug/L			03/07/24 10:01	1
1,2,4-Trichlorobenzene	0.58	U	1.0	0.58	ug/L			03/07/24 10:01	1
1,1,1-Trichloroethane	0.39	U	1.0	0.39	ug/L			03/07/24 10:01	1
1,1,2-Trichloroethane	0.27	U	1.0	0.27	ug/L			03/07/24 10:01	1

Method: SW846 8260B - Volatile Organic Compounds (GC/MS) (Continued)

Client Sample ID: PIN12-05.2402003-003 — **Lab Sample ID: 280-188346-3**
Date Collected: 02/29/24 17:05 — **Matrix: Water**
Date Received: 03/05/24 09:25

Analyte	Result	Qualifier	LOQ	DL	Unit	D	Prepared	Analyzed	Dil Fac
Trichloroethene	0.30	U	1.0	0.30	ug/L			03/07/24 10:01	1
Trichlorofluoromethane	0.57	U	1.0	0.57	ug/L			03/07/24 10:01	1
1,2,3-Trichloropropane	0.86	U	1.0	0.86	ug/L			03/07/24 10:01	1
1,2,4-Trimethylbenzene	0.15	U	1.0	0.15	ug/L			03/07/24 10:01	1
1,3,5-Trimethylbenzene	0.37	U	1.0	0.37	ug/L			03/07/24 10:01	1
Vinyl chloride	**0.55**	**J**	2.0	0.51	ug/L			03/07/24 10:01	1
Xylenes, Total	0.33	U	1.0	0.33	ug/L			03/07/24 10:01	1
1,2-Dibromoethane	0.40	U	1.0	0.40	ug/L			03/07/24 10:01	1

Surrogate	*%Recovery*	*Qualifier*	*Limits*	*Prepared*	*Analyzed*	*Dil Fac*
1,2-Dichloroethane-d4 (Surr)	*97*		*70 - 127*		*03/07/24 10:01*	*1*
Toluene-d8 (Surr)	*97*		*80 - 125*		*03/07/24 10:01*	*1*
4-Bromofluorobenzene (Surr)	*95*		*78 - 120*		*03/07/24 10:01*	*1*
Dibromofluoromethane (Surr)	*100*		*77 - 120*		*03/07/24 10:01*	*1*

Client Sample ID: PIN12-05.2402003-004 — **Lab Sample ID: 280-188346-4**
Date Collected: 02/29/24 11:10 — **Matrix: Water**
Date Received: 03/05/24 09:25

Analyte	Result	Qualifier	LOQ	DL	Unit	D	Prepared	Analyzed	Dil Fac
Acetone	6.6	U	15	6.6	ug/L			03/07/24 10:23	1
Benzene	0.31	U	1.0	0.31	ug/L			03/07/24 10:23	1
Bromobenzene	0.40	U	1.0	0.40	ug/L			03/07/24 10:23	1
Bromochloromethane	0.40	U	1.0	0.40	ug/L			03/07/24 10:23	1
Bromodichloromethane	0.39	U	1.0	0.39	ug/L			03/07/24 10:23	1
Bromoform	1.2	U	2.0	1.2	ug/L			03/07/24 10:23	1
Bromomethane	2.4	U	1.0	2.4	ug/L			03/07/24 10:23	1
2-Butanone (MEK)	6.0	U	5.0	6.0	ug/L			03/07/24 10:23	1
n-Butylbenzene	0.48	U	1.0	0.48	ug/L			03/07/24 10:23	1
sec-Butylbenzene	0.45	U	1.0	0.45	ug/L			03/07/24 10:23	1
tert-Butylbenzene	0.42	U	1.0	0.42	ug/L			03/07/24 10:23	1
Carbon disulfide	0.63	U	1.0	0.63	ug/L			03/07/24 10:23	1
Carbon tetrachloride	0.57	U	1.0	0.57	ug/L			03/07/24 10:23	1
Chlorobenzene	0.42	U	1.0	0.42	ug/L			03/07/24 10:23	1
Dibromochloromethane	0.62	U	2.0	0.62	ug/L			03/07/24 10:23	1
Chloroethane	1.4	U	1.0	1.4	ug/L			03/07/24 10:23	1
Chloroform	0.36	U	1.0	0.36	ug/L			03/07/24 10:23	1
Chloromethane	0.75	U	1.0	0.75	ug/L			03/07/24 10:23	1
2-Chlorotoluene	0.34	U	1.0	0.34	ug/L			03/07/24 10:23	1
4-Chlorotoluene	0.21	U	1.0	0.21	ug/L			03/07/24 10:23	1
1,2-Dibromo-3-Chloropropane	1.8	U	1.0	1.8	ug/L			03/07/24 10:23	1
Dibromomethane	0.34	U	1.0	0.34	ug/L			03/07/24 10:23	1
1,2-Dichlorobenzene	0.37	U	1.0	0.37	ug/L			03/07/24 10:23	1
1,3-Dichlorobenzene	0.33	U	1.0	0.33	ug/L			03/07/24 10:23	1
1,4-Dichlorobenzene	0.39	U	1.0	0.39	ug/L			03/07/24 10:23	1
Dichlorodifluoromethane	0.96	U	1.0	0.96	ug/L			03/07/24 10:23	1
1,1-Dichloroethane	0.22	U	1.0	0.22	ug/L			03/07/24 10:23	1
1,2-Dichloroethane	0.54	U	1.0	0.54	ug/L			03/07/24 10:23	1
cis-1,2-Dichloroethene	0.32	U	1.0	0.32	ug/L			03/07/24 10:23	1
trans-1,2-Dichloroethene	0.37	U	1.0	0.37	ug/L			03/07/24 10:23	1
1,1-Dichloroethene	0.23	U	1.0	0.23	ug/L			03/07/24 10:23	1

Method: SW846 8260B - Volatile Organic Compounds (GC/MS) (Continued)

Client Sample ID: PIN12-05.2402003-004 — **Lab Sample ID: 280-188346-4**
Date Collected: 02/29/24 11:10 — **Matrix: Water**
Date Received: 03/05/24 09:25

Analyte	Result	Qualifier	LOQ	DL	Unit	D	Prepared	Analyzed	Dil Fac
1,2-Dichloropropane	0.52	U	1.0	0.52	ug/L			03/07/24 10:23	1
1,3-Dichloropropane	0.38	U	1.0	0.38	ug/L			03/07/24 10:23	1
2,2-Dichloropropane	0.38	U	1.0	0.38	ug/L			03/07/24 10:23	1
cis-1,3-Dichloropropene	0.63	U	2.0	0.63	ug/L			03/07/24 10:23	1
trans-1,3-Dichloropropene	0.65	U	1.0	0.65	ug/L			03/07/24 10:23	1
1,1-Dichloropropene	0.42	U	1.0	0.42	ug/L			03/07/24 10:23	1
Ethylbenzene	0.30	U	1.0	0.30	ug/L			03/07/24 10:23	1
Hexachlorobutadiene	1.2	U	2.0	1.2	ug/L			03/07/24 10:23	1
2-Hexanone	1.7	U	5.0	1.7	ug/L			03/07/24 10:23	1
Isopropylbenzene	0.36	U	1.0	0.36	ug/L			03/07/24 10:23	1
4-Isopropyltoluene	0.43	U	1.0	0.43	ug/L			03/07/24 10:23	1
Methylene Chloride	0.94	U	1.0	0.94	ug/L			03/07/24 10:23	1
4-Methyl-2-pentanone	0.98	U	5.0	0.98	ug/L			03/07/24 10:23	1
Naphthalene	0.63	U	2.0	0.63	ug/L			03/07/24 10:23	1
n-Propylbenzene	0.53	U	1.0	0.53	ug/L			03/07/24 10:23	1
Styrene	0.36	U	1.0	0.36	ug/L			03/07/24 10:23	1
1,1,1,2-Tetrachloroethane	0.58	U	1.0	0.58	ug/L			03/07/24 10:23	1
1,1,2,2-Tetrachloroethane	0.21	U	1.0	0.21	ug/L			03/07/24 10:23	1
Tetrachloroethene	0.40	U	1.0	0.40	ug/L			03/07/24 10:23	1
Toluene	0.32	U	1.0	0.32	ug/L			03/07/24 10:23	1
1,2,3-Trichlorobenzene	0.70	U	2.0	0.70	ug/L			03/07/24 10:23	1
1,2,4-Trichlorobenzene	0.58	U	1.0	0.58	ug/L			03/07/24 10:23	1
1,1,1-Trichloroethane	0.39	U	1.0	0.39	ug/L			03/07/24 10:23	1
1,1,2-Trichloroethane	0.27	U	1.0	0.27	ug/L			03/07/24 10:23	1
Trichloroethene	0.30	U	1.0	0.30	ug/L			03/07/24 10:23	1
Trichlorofluoromethane	0.57	U	1.0	0.57	ug/L			03/07/24 10:23	1
1,2,3-Trichloropropane	0.86	U	1.0	0.86	ug/L			03/07/24 10:23	1
1,2,4-Trimethylbenzene	0.15	U	1.0	0.15	ug/L			03/07/24 10:23	1
1,3,5-Trimethylbenzene	0.37	U	1.0	0.37	ug/L			03/07/24 10:23	1
Vinyl chloride	**1.7**	**J**	2.0	0.51	ug/L			03/07/24 10:23	1
Xylenes, Total	0.33	U	1.0	0.33	ug/L			03/07/24 10:23	1
1,2-Dibromoethane	0.40	U	1.0	0.40	ug/L			03/07/24 10:23	1

Surrogate	*%Recovery*	*Qualifier*	*Limits*	*Prepared*	*Analyzed*	*Dil Fac*
1,2-Dichloroethane-d4 (Surr)	*94*		*70 - 127*		*03/07/24 10:23*	*1*
Toluene-d8 (Surr)	*98*		*80 - 125*		*03/07/24 10:23*	*1*
4-Bromofluorobenzene (Surr)	*96*		*78 - 120*		*03/07/24 10:23*	*1*
Dibromofluoromethane (Surr)	*99*		*77 - 120*		*03/07/24 10:23*	*1*

Client Sample ID: PIN12-05.2402003-005 — **Lab Sample ID: 280-188346-5**
Date Collected: 02/29/24 11:40 — **Matrix: Water**
Date Received: 03/05/24 09:25

Analyte	Result	Qualifier	LOQ	DL	Unit	D	Prepared	Analyzed	Dil Fac
Acetone	6.6	U	15	6.6	ug/L			03/07/24 10:44	1
Benzene	0.31	U	1.0	0.31	ug/L			03/07/24 10:44	1
Bromobenzene	0.40	U	1.0	0.40	ug/L			03/07/24 10:44	1
Bromochloromethane	0.40	U	1.0	0.40	ug/L			03/07/24 10:44	1
Bromodichloromethane	0.39	U	1.0	0.39	ug/L			03/07/24 10:44	1
Bromoform	1.2	U	2.0	1.2	ug/L			03/07/24 10:44	1
Bromomethane	2.4	U	1.0	2.4	ug/L			03/07/24 10:44	1

Method: SW846 8260B - Volatile Organic Compounds (GC/MS) (Continued)

Client Sample ID: PIN12-05.2402003-005
Date Collected: 02/29/24 11:40
Date Received: 03/05/24 09:25

Lab Sample ID: 280-188346-5
Matrix: Water

Analyte	Result	Qualifier	LOQ	DL	Unit	D	Prepared	Analyzed	Dil Fac
2-Butanone (MEK)	6.0	U	5.0	6.0	ug/L			03/07/24 10:44	1
n-Butylbenzene	0.48	U	1.0	0.48	ug/L			03/07/24 10:44	1
sec-Butylbenzene	0.45	U	1.0	0.45	ug/L			03/07/24 10:44	1
tert-Butylbenzene	0.42	U	1.0	0.42	ug/L			03/07/24 10:44	1
Carbon disulfide	0.63	U	1.0	0.63	ug/L			03/07/24 10:44	1
Carbon tetrachloride	0.57	U	1.0	0.57	ug/L			03/07/24 10:44	1
Chlorobenzene	0.42	U	1.0	0.42	ug/L			03/07/24 10:44	1
Dibromochloromethane	0.62	U	2.0	0.62	ug/L			03/07/24 10:44	1
Chloroethane	1.4	U	1.0	1.4	ug/L			03/07/24 10:44	1
Chloroform	0.36	U	1.0	0.36	ug/L			03/07/24 10:44	1
Chloromethane	0.75	U	1.0	0.75	ug/L			03/07/24 10:44	1
2-Chlorotoluene	0.34	U	1.0	0.34	ug/L			03/07/24 10:44	1
4-Chlorotoluene	0.21	U	1.0	0.21	ug/L			03/07/24 10:44	1
1,2-Dibromo-3-Chloropropane	1.8	U	1.0	1.8	ug/L			03/07/24 10:44	1
Dibromomethane	0.34	U	1.0	0.34	ug/L			03/07/24 10:44	1
1,2-Dichlorobenzene	0.37	U	1.0	0.37	ug/L			03/07/24 10:44	1
1,3-Dichlorobenzene	0.33	U	1.0	0.33	ug/L			03/07/24 10:44	1
1,4-Dichlorobenzene	0.39	U	1.0	0.39	ug/L			03/07/24 10:44	1
Dichlorodifluoromethane	0.96	U	1.0	0.96	ug/L			03/07/24 10:44	1
1,1-Dichloroethane	**3.1**		1.0	0.22	ug/L			03/07/24 10:44	1
1,2-Dichloroethane	0.54	U	1.0	0.54	ug/L			03/07/24 10:44	1
cis-1,2-Dichloroethene	0.32	U	1.0	0.32	ug/L			03/07/24 10:44	1
trans-1,2-Dichloroethene	**0.68**	**J**	1.0	0.37	ug/L			03/07/24 10:44	1
1,1-Dichloroethene	0.23	U	1.0	0.23	ug/L			03/07/24 10:44	1
1,2-Dichloropropane	0.52	U	1.0	0.52	ug/L			03/07/24 10:44	1
1,3-Dichloropropane	0.38	U	1.0	0.38	ug/L			03/07/24 10:44	1
2,2-Dichloropropane	0.38	U	1.0	0.38	ug/L			03/07/24 10:44	1
cis-1,3-Dichloropropene	0.63	U	2.0	0.63	ug/L			03/07/24 10:44	1
trans-1,3-Dichloropropene	0.65	U	1.0	0.65	ug/L			03/07/24 10:44	1
1,1-Dichloropropene	0.42	U	1.0	0.42	ug/L			03/07/24 10:44	1
Ethylbenzene	0.30	U	1.0	0.30	ug/L			03/07/24 10:44	1
Hexachlorobutadiene	1.2	U	2.0	1.2	ug/L			03/07/24 10:44	1
2-Hexanone	1.7	U	5.0	1.7	ug/L			03/07/24 10:44	1
Isopropylbenzene	0.36	U	1.0	0.36	ug/L			03/07/24 10:44	1
4-Isopropyltoluene	0.43	U	1.0	0.43	ug/L			03/07/24 10:44	1
Methylene Chloride	0.94	U	1.0	0.94	ug/L			03/07/24 10:44	1
4-Methyl-2-pentanone	0.98	U	5.0	0.98	ug/L			03/07/24 10:44	1
Naphthalene	0.63	U	2.0	0.63	ug/L			03/07/24 10:44	1
n-Propylbenzene	0.53	U	1.0	0.53	ug/L			03/07/24 10:44	1
Styrene	0.36	U	1.0	0.36	ug/L			03/07/24 10:44	1
1,1,1,2-Tetrachloroethane	0.58	U	1.0	0.58	ug/L			03/07/24 10:44	1
1,1,2,2-Tetrachloroethane	0.21	U	1.0	0.21	ug/L			03/07/24 10:44	1
Tetrachloroethene	0.40	U	1.0	0.40	ug/L			03/07/24 10:44	1
Toluene	0.32	U	1.0	0.32	ug/L			03/07/24 10:44	1
1,2,3-Trichlorobenzene	0.70	U	2.0	0.70	ug/L			03/07/24 10:44	1
1,2,4-Trichlorobenzene	0.58	U	1.0	0.58	ug/L			03/07/24 10:44	1
1,1,1-Trichloroethane	0.39	U	1.0	0.39	ug/L			03/07/24 10:44	1
1,1,2-Trichloroethane	0.27	U	1.0	0.27	ug/L			03/07/24 10:44	1
Trichloroethene	0.30	U	1.0	0.30	ug/L			03/07/24 10:44	1

Method: SW846 8260B - Volatile Organic Compounds (GC/MS) (Continued)

Client Sample ID: PIN12-05.2402003-005 — **Lab Sample ID: 280-188346-5**
Date Collected: 02/29/24 11:40 — **Matrix: Water**
Date Received: 03/05/24 09:25

Analyte	Result	Qualifier	LOQ	DL	Unit	D	Prepared	Analyzed	Dil Fac
Trichlorofluoromethane	0.57	U	1.0	0.57	ug/L			03/07/24 10:44	1
1,2,3-Trichloropropane	0.86	U	1.0	0.86	ug/L			03/07/24 10:44	1
1,2,4-Trimethylbenzene	0.15	U	1.0	0.15	ug/L			03/07/24 10:44	1
1,3,5-Trimethylbenzene	0.37	U	1.0	0.37	ug/L			03/07/24 10:44	1
Vinyl chloride	**0.78**	**J**	2.0	0.51	ug/L			03/07/24 10:44	1
Xylenes, Total	0.33	U	1.0	0.33	ug/L			03/07/24 10:44	1
1,2-Dibromoethane	0.40	U	1.0	0.40	ug/L			03/07/24 10:44	1

Surrogate	*%Recovery*	*Qualifier*	*Limits*	*Prepared*	*Analyzed*	*Dil Fac*
1,2-Dichloroethane-d4 (Surr)	*95*		*70 - 127*		*03/07/24 10:44*	*1*
Toluene-d8 (Surr)	*97*		*80 - 125*		*03/07/24 10:44*	*1*
4-Bromofluorobenzene (Surr)	*95*		*78 - 120*		*03/07/24 10:44*	*1*
Dibromofluoromethane (Surr)	*100*		*77 - 120*		*03/07/24 10:44*	*1*

Client Sample ID: PIN12-05.2402003-006 — **Lab Sample ID: 280-188346-6**
Date Collected: 02/29/24 12:20 — **Matrix: Water**
Date Received: 03/05/24 09:25

Analyte	Result	Qualifier	LOQ	DL	Unit	D	Prepared	Analyzed	Dil Fac
Acetone	6.6	U	15	6.6	ug/L			03/07/24 11:05	1
Benzene	0.31	U	1.0	0.31	ug/L			03/07/24 11:05	1
Bromobenzene	0.40	U	1.0	0.40	ug/L			03/07/24 11:05	1
Bromochloromethane	0.40	U	1.0	0.40	ug/L			03/07/24 11:05	1
Bromodichloromethane	0.39	U	1.0	0.39	ug/L			03/07/24 11:05	1
Bromoform	1.2	U	2.0	1.2	ug/L			03/07/24 11:05	1
Bromomethane	2.4	U	1.0	2.4	ug/L			03/07/24 11:05	1
2-Butanone (MEK)	6.0	U	5.0	6.0	ug/L			03/07/24 11:05	1
n-Butylbenzene	0.48	U	1.0	0.48	ug/L			03/07/24 11:05	1
sec-Butylbenzene	0.45	U	1.0	0.45	ug/L			03/07/24 11:05	1
tert-Butylbenzene	0.42	U	1.0	0.42	ug/L			03/07/24 11:05	1
Carbon disulfide	0.63	U	1.0	0.63	ug/L			03/07/24 11:05	1
Carbon tetrachloride	0.57	U	1.0	0.57	ug/L			03/07/24 11:05	1
Chlorobenzene	0.42	U	1.0	0.42	ug/L			03/07/24 11:05	1
Dibromochloromethane	0.62	U	2.0	0.62	ug/L			03/07/24 11:05	1
Chloroethane	1.4	U	1.0	1.4	ug/L			03/07/24 11:05	1
Chloroform	0.36	U	1.0	0.36	ug/L			03/07/24 11:05	1
Chloromethane	0.75	U	1.0	0.75	ug/L			03/07/24 11:05	1
2-Chlorotoluene	0.34	U	1.0	0.34	ug/L			03/07/24 11:05	1
4-Chlorotoluene	0.21	U	1.0	0.21	ug/L			03/07/24 11:05	1
1,2-Dibromo-3-Chloropropane	1.8	U	1.0	1.8	ug/L			03/07/24 11:05	1
Dibromomethane	0.34	U	1.0	0.34	ug/L			03/07/24 11:05	1
1,2-Dichlorobenzene	0.37	U	1.0	0.37	ug/L			03/07/24 11:05	1
1,3-Dichlorobenzene	0.33	U	1.0	0.33	ug/L			03/07/24 11:05	1
1,4-Dichlorobenzene	0.39	U	1.0	0.39	ug/L			03/07/24 11:05	1
Dichlorodifluoromethane	0.96	U	1.0	0.96	ug/L			03/07/24 11:05	1
1,1-Dichloroethane	**47**		1.0	0.22	ug/L			03/07/24 11:05	1
1,2-Dichloroethane	0.54	U	1.0	0.54	ug/L			03/07/24 11:05	1
cis-1,2-Dichloroethene	**26**		1.0	0.32	ug/L			03/07/24 11:05	1
trans-1,2-Dichloroethene	**27**		1.0	0.37	ug/L			03/07/24 11:05	1
1,1-Dichloroethene	**0.78**	**J**	1.0	0.23	ug/L			03/07/24 11:05	1
1,2-Dichloropropane	0.52	U	1.0	0.52	ug/L			03/07/24 11:05	1

Method: SW846 8260B - Volatile Organic Compounds (GC/MS) (Continued)

Client Sample ID: PIN12-05.2402003-006 — **Lab Sample ID: 280-188346-6**
Date Collected: 02/29/24 12:20 — **Matrix: Water**
Date Received: 03/05/24 09:25

Analyte	Result	Qualifier	LOQ	DL	Unit	D	Prepared	Analyzed	Dil Fac
1,3-Dichloropropane	0.38	U	1.0	0.38	ug/L			03/07/24 11:05	1
2,2-Dichloropropane	0.38	U	1.0	0.38	ug/L			03/07/24 11:05	1
cis-1,3-Dichloropropene	0.63	U	2.0	0.63	ug/L			03/07/24 11:05	1
trans-1,3-Dichloropropene	0.65	U	1.0	0.65	ug/L			03/07/24 11:05	1
1,1-Dichloropropene	0.42	U	1.0	0.42	ug/L			03/07/24 11:05	1
Ethylbenzene	0.30	U	1.0	0.30	ug/L			03/07/24 11:05	1
Hexachlorobutadiene	1.2	U	2.0	1.2	ug/L			03/07/24 11:05	1
2-Hexanone	1.7	U	5.0	1.7	ug/L			03/07/24 11:05	1
Isopropylbenzene	0.36	U	1.0	0.36	ug/L			03/07/24 11:05	1
4-Isopropyltoluene	0.43	U	1.0	0.43	ug/L			03/07/24 11:05	1
Methylene Chloride	0.94	U	1.0	0.94	ug/L			03/07/24 11:05	1
4-Methyl-2-pentanone	0.98	U	5.0	0.98	ug/L			03/07/24 11:05	1
Naphthalene	0.63	U	2.0	0.63	ug/L			03/07/24 11:05	1
n-Propylbenzene	0.53	U	1.0	0.53	ug/L			03/07/24 11:05	1
Styrene	0.36	U	1.0	0.36	ug/L			03/07/24 11:05	1
1,1,1,2-Tetrachloroethane	0.58	U	1.0	0.58	ug/L			03/07/24 11:05	1
1,1,2,2-Tetrachloroethane	0.21	U	1.0	0.21	ug/L			03/07/24 11:05	1
Tetrachloroethene	0.40	U	1.0	0.40	ug/L			03/07/24 11:05	1
Toluene	**0.73**	**J**	1.0	0.32	ug/L			03/07/24 11:05	1
1,2,3-Trichlorobenzene	0.70	U	2.0	0.70	ug/L			03/07/24 11:05	1
1,2,4-Trichlorobenzene	0.58	U	1.0	0.58	ug/L			03/07/24 11:05	1
1,1,1-Trichloroethane	0.39	U	1.0	0.39	ug/L			03/07/24 11:05	1
1,1,2-Trichloroethane	0.27	U	1.0	0.27	ug/L			03/07/24 11:05	1
Trichloroethene	0.30	U	1.0	0.30	ug/L			03/07/24 11:05	1
Trichlorofluoromethane	0.57	U	1.0	0.57	ug/L			03/07/24 11:05	1
1,2,3-Trichloropropane	0.86	U	1.0	0.86	ug/L			03/07/24 11:05	1
1,2,4-Trimethylbenzene	0.15	U	1.0	0.15	ug/L			03/07/24 11:05	1
1,3,5-Trimethylbenzene	0.37	U	1.0	0.37	ug/L			03/07/24 11:05	1
Vinyl chloride	**98**		2.0	0.51	ug/L			03/07/24 11:05	1
Xylenes, Total	0.33	U	1.0	0.33	ug/L			03/07/24 11:05	1
1,2-Dibromoethane	0.40	U	1.0	0.40	ug/L			03/07/24 11:05	1

Surrogate	*%Recovery*	*Qualifier*	*Limits*	*Prepared*	*Analyzed*	*Dil Fac*
1,2-Dichloroethane-d4 (Surr)	*96*		*70 - 127*		*03/07/24 11:05*	*1*
Toluene-d8 (Surr)	*99*		*80 - 125*		*03/07/24 11:05*	*1*
4-Bromofluorobenzene (Surr)	*95*		*78 - 120*		*03/07/24 11:05*	*1*
Dibromofluoromethane (Surr)	*101*		*77 - 120*		*03/07/24 11:05*	*1*

Client Sample ID: PIN12-05.2402003-007 — **Lab Sample ID: 280-188346-7**
Date Collected: 02/29/24 13:55 — **Matrix: Water**
Date Received: 03/05/24 09:25

Analyte	Result	Qualifier	LOQ	DL	Unit	D	Prepared	Analyzed	Dil Fac
Acetone	6.6	U	15	6.6	ug/L			03/07/24 11:26	1
Benzene	0.31	U	1.0	0.31	ug/L			03/07/24 11:26	1
Bromobenzene	0.40	U	1.0	0.40	ug/L			03/07/24 11:26	1
Bromochloromethane	0.40	U	1.0	0.40	ug/L			03/07/24 11:26	1
Bromodichloromethane	0.39	U	1.0	0.39	ug/L			03/07/24 11:26	1
Bromoform	1.2	U	2.0	1.2	ug/L			03/07/24 11:26	1
Bromomethane	2.4	U	1.0	2.4	ug/L			03/07/24 11:26	1
2-Butanone (MEK)	6.0	U	5.0	6.0	ug/L			03/07/24 11:26	1

Method: SW846 8260B - Volatile Organic Compounds (GC/MS) (Continued)

Client Sample ID: PIN12-05.2402003-007
Date Collected: 02/29/24 13:55
Date Received: 03/05/24 09:25

Lab Sample ID: 280-188346-7
Matrix: Water

Analyte	Result	Qualifier	LOQ	DL	Unit	D	Prepared	Analyzed	Dil Fac
n-Butylbenzene	0.48	U	1.0	0.48	ug/L			03/07/24 11:26	1
sec-Butylbenzene	0.45	U	1.0	0.45	ug/L			03/07/24 11:26	1
tert-Butylbenzene	0.42	U	1.0	0.42	ug/L			03/07/24 11:26	1
Carbon disulfide	0.63	U	1.0	0.63	ug/L			03/07/24 11:26	1
Carbon tetrachloride	0.57	U	1.0	0.57	ug/L			03/07/24 11:26	1
Chlorobenzene	0.42	U	1.0	0.42	ug/L			03/07/24 11:26	1
Dibromochloromethane	0.62	U	2.0	0.62	ug/L			03/07/24 11:26	1
Chloroethane	1.4	U	1.0	1.4	ug/L			03/07/24 11:26	1
Chloroform	0.36	U	1.0	0.36	ug/L			03/07/24 11:26	1
Chloromethane	0.75	U	1.0	0.75	ug/L			03/07/24 11:26	1
2-Chlorotoluene	0.34	U	1.0	0.34	ug/L			03/07/24 11:26	1
4-Chlorotoluene	0.21	U	1.0	0.21	ug/L			03/07/24 11:26	1
1,2-Dibromo-3-Chloropropane	1.8	U	1.0	1.8	ug/L			03/07/24 11:26	1
Dibromomethane	0.34	U	1.0	0.34	ug/L			03/07/24 11:26	1
1,2-Dichlorobenzene	0.37	U	1.0	0.37	ug/L			03/07/24 11:26	1
1,3-Dichlorobenzene	0.33	U	1.0	0.33	ug/L			03/07/24 11:26	1
1,4-Dichlorobenzene	0.39	U	1.0	0.39	ug/L			03/07/24 11:26	1
Dichlorodifluoromethane	0.96	U	1.0	0.96	ug/L			03/07/24 11:26	1
1,1-Dichloroethane	0.22	U	1.0	0.22	ug/L			03/07/24 11:26	1
1,2-Dichloroethane	0.54	U	1.0	0.54	ug/L			03/07/24 11:26	1
cis-1,2-Dichloroethene	0.32	U	1.0	0.32	ug/L			03/07/24 11:26	1
trans-1,2-Dichloroethene	0.37	U	1.0	0.37	ug/L			03/07/24 11:26	1
1,1-Dichloroethene	0.23	U	1.0	0.23	ug/L			03/07/24 11:26	1
1,2-Dichloropropane	0.52	U	1.0	0.52	ug/L			03/07/24 11:26	1
1,3-Dichloropropane	0.38	U	1.0	0.38	ug/L			03/07/24 11:26	1
2,2-Dichloropropane	0.38	U	1.0	0.38	ug/L			03/07/24 11:26	1
cis-1,3-Dichloropropene	0.63	U	2.0	0.63	ug/L			03/07/24 11:26	1
trans-1,3-Dichloropropene	0.65	U	1.0	0.65	ug/L			03/07/24 11:26	1
1,1-Dichloropropene	0.42	U	1.0	0.42	ug/L			03/07/24 11:26	1
Ethylbenzene	0.30	U	1.0	0.30	ug/L			03/07/24 11:26	1
Hexachlorobutadiene	1.2	U	2.0	1.2	ug/L			03/07/24 11:26	1
2-Hexanone	1.7	U	5.0	1.7	ug/L			03/07/24 11:26	1
Isopropylbenzene	0.36	U	1.0	0.36	ug/L			03/07/24 11:26	1
4-Isopropyltoluene	0.43	U	1.0	0.43	ug/L			03/07/24 11:26	1
Methylene Chloride	0.94	U	1.0	0.94	ug/L			03/07/24 11:26	1
4-Methyl-2-pentanone	0.98	U	5.0	0.98	ug/L			03/07/24 11:26	1
Naphthalene	0.63	U	2.0	0.63	ug/L			03/07/24 11:26	1
n-Propylbenzene	0.53	U	1.0	0.53	ug/L			03/07/24 11:26	1
Styrene	0.36	U	1.0	0.36	ug/L			03/07/24 11:26	1
1,1,1,2-Tetrachloroethane	0.58	U	1.0	0.58	ug/L			03/07/24 11:26	1
1,1,2,2-Tetrachloroethane	0.21	U	1.0	0.21	ug/L			03/07/24 11:26	1
Tetrachloroethene	0.40	U	1.0	0.40	ug/L			03/07/24 11:26	1
Toluene	0.32	U	1.0	0.32	ug/L			03/07/24 11:26	1
1,2,3-Trichlorobenzene	0.70	U	2.0	0.70	ug/L			03/07/24 11:26	1
1,2,4-Trichlorobenzene	0.58	U	1.0	0.58	ug/L			03/07/24 11:26	1
1,1,1-Trichloroethane	0.39	U	1.0	0.39	ug/L			03/07/24 11:26	1
1,1,2-Trichloroethane	0.27	U	1.0	0.27	ug/L			03/07/24 11:26	1
Trichloroethene	0.30	U	1.0	0.30	ug/L			03/07/24 11:26	1
Trichlorofluoromethane	0.57	U	1.0	0.57	ug/L			03/07/24 11:26	1

Method: SW846 8260B - Volatile Organic Compounds (GC/MS) (Continued)

Client Sample ID: PIN12-05.2402003-007 — **Lab Sample ID: 280-188346-7**
Date Collected: 02/29/24 13:55 — **Matrix: Water**
Date Received: 03/05/24 09:25

Analyte	Result	Qualifier	LOQ	DL	Unit	D	Prepared	Analyzed	Dil Fac
1,2,3-Trichloropropane	0.86	U	1.0	0.86	ug/L			03/07/24 11:26	1
1,2,4-Trimethylbenzene	0.15	U	1.0	0.15	ug/L			03/07/24 11:26	1
1,3,5-Trimethylbenzene	0.37	U	1.0	0.37	ug/L			03/07/24 11:26	1
Vinyl chloride	0.51	U	2.0	0.51	ug/L			03/07/24 11:26	1
Xylenes, Total	0.33	U	1.0	0.33	ug/L			03/07/24 11:26	1
1,2-Dibromoethane	0.40	U	1.0	0.40	ug/L			03/07/24 11:26	1

Surrogate	*%Recovery*	*Qualifier*	*Limits*	*Prepared*	*Analyzed*	*Dil Fac*
1,2-Dichloroethane-d4 (Surr)	*95*		*70 - 127*		*03/07/24 11:26*	*1*
Toluene-d8 (Surr)	*96*		*80 - 125*		*03/07/24 11:26*	*1*
4-Bromofluorobenzene (Surr)	*95*		*78 - 120*		*03/07/24 11:26*	*1*
Dibromofluoromethane (Surr)	*101*		*77 - 120*		*03/07/24 11:26*	*1*

Client Sample ID: PIN12-05.2402003-008 — **Lab Sample ID: 280-188346-8**
Date Collected: 02/29/24 14:20 — **Matrix: Water**
Date Received: 03/05/24 09:25

Analyte	Result	Qualifier	LOQ	DL	Unit	D	Prepared	Analyzed	Dil Fac
Acetone	6.6	U	15	6.6	ug/L			03/07/24 11:48	1
Benzene	0.31	U	1.0	0.31	ug/L			03/07/24 11:48	1
Bromobenzene	0.40	U	1.0	0.40	ug/L			03/07/24 11:48	1
Bromochloromethane	0.40	U	1.0	0.40	ug/L			03/07/24 11:48	1
Bromodichloromethane	0.39	U	1.0	0.39	ug/L			03/07/24 11:48	1
Bromoform	1.2	U	2.0	1.2	ug/L			03/07/24 11:48	1
Bromomethane	2.4	U	1.0	2.4	ug/L			03/07/24 11:48	1
2-Butanone (MEK)	6.0	U	5.0	6.0	ug/L			03/07/24 11:48	1
n-Butylbenzene	0.48	U	1.0	0.48	ug/L			03/07/24 11:48	1
sec-Butylbenzene	0.45	U	1.0	0.45	ug/L			03/07/24 11:48	1
tert-Butylbenzene	0.42	U	1.0	0.42	ug/L			03/07/24 11:48	1
Carbon disulfide	0.63	U	1.0	0.63	ug/L			03/07/24 11:48	1
Carbon tetrachloride	0.57	U	1.0	0.57	ug/L			03/07/24 11:48	1
Chlorobenzene	0.42	U	1.0	0.42	ug/L			03/07/24 11:48	1
Dibromochloromethane	0.62	U	2.0	0.62	ug/L			03/07/24 11:48	1
Chloroethane	1.4	U	1.0	1.4	ug/L			03/07/24 11:48	1
Chloroform	0.36	U	1.0	0.36	ug/L			03/07/24 11:48	1
Chloromethane	0.75	U	1.0	0.75	ug/L			03/07/24 11:48	1
2-Chlorotoluene	0.34	U	1.0	0.34	ug/L			03/07/24 11:48	1
4-Chlorotoluene	0.21	U	1.0	0.21	ug/L			03/07/24 11:48	1
1,2-Dibromo-3-Chloropropane	1.8	U	1.0	1.8	ug/L			03/07/24 11:48	1
Dibromomethane	0.34	U	1.0	0.34	ug/L			03/07/24 11:48	1
1,2-Dichlorobenzene	0.37	U	1.0	0.37	ug/L			03/07/24 11:48	1
1,3-Dichlorobenzene	0.33	U	1.0	0.33	ug/L			03/07/24 11:48	1
1,4-Dichlorobenzene	0.39	U	1.0	0.39	ug/L			03/07/24 11:48	1
Dichlorodifluoromethane	0.96	U	1.0	0.96	ug/L			03/07/24 11:48	1
1,1-Dichloroethane	0.22	U	1.0	0.22	ug/L			03/07/24 11:48	1
1,2-Dichloroethane	0.54	U	1.0	0.54	ug/L			03/07/24 11:48	1
cis-1,2-Dichloroethene	0.32	U	1.0	0.32	ug/L			03/07/24 11:48	1
trans-1,2-Dichloroethene	0.37	U	1.0	0.37	ug/L			03/07/24 11:48	1
1,1-Dichloroethene	0.23	U	1.0	0.23	ug/L			03/07/24 11:48	1
1,2-Dichloropropane	0.52	U	1.0	0.52	ug/L			03/07/24 11:48	1
1,3-Dichloropropane	0.38	U	1.0	0.38	ug/L			03/07/24 11:48	1

Method: SW846 8260B - Volatile Organic Compounds (GC/MS) (Continued)

Client Sample ID: PIN12-05.2402003-008 **Lab Sample ID: 280-188346-8**
Date Collected: 02/29/24 14:20 **Matrix: Water**
Date Received: 03/05/24 09:25

Analyte	Result	Qualifier	LOQ	DL	Unit	D	Prepared	Analyzed	Dil Fac
2,2-Dichloropropane	0.38	U	1.0	0.38	ug/L			03/07/24 11:48	1
cis-1,3-Dichloropropene	0.63	U	2.0	0.63	ug/L			03/07/24 11:48	1
trans-1,3-Dichloropropene	0.65	U	1.0	0.65	ug/L			03/07/24 11:48	1
1,1-Dichloropropene	0.42	U	1.0	0.42	ug/L			03/07/24 11:48	1
Ethylbenzene	0.30	U	1.0	0.30	ug/L			03/07/24 11:48	1
Hexachlorobutadiene	1.2	U	2.0	1.2	ug/L			03/07/24 11:48	1
2-Hexanone	1.7	U	5.0	1.7	ug/L			03/07/24 11:48	1
Isopropylbenzene	0.36	U	1.0	0.36	ug/L			03/07/24 11:48	1
4-Isopropyltoluene	0.43	U	1.0	0.43	ug/L			03/07/24 11:48	1
Methylene Chloride	0.94	U	1.0	0.94	ug/L			03/07/24 11:48	1
4-Methyl-2-pentanone	0.98	U	5.0	0.98	ug/L			03/07/24 11:48	1
Naphthalene	0.63	U	2.0	0.63	ug/L			03/07/24 11:48	1
n-Propylbenzene	0.53	U	1.0	0.53	ug/L			03/07/24 11:48	1
Styrene	0.36	U	1.0	0.36	ug/L			03/07/24 11:48	1
1,1,1,2-Tetrachloroethane	0.58	U	1.0	0.58	ug/L			03/07/24 11:48	1
1,1,2,2-Tetrachloroethane	0.21	U	1.0	0.21	ug/L			03/07/24 11:48	1
Tetrachloroethene	0.40	U	1.0	0.40	ug/L			03/07/24 11:48	1
Toluene	0.32	U	1.0	0.32	ug/L			03/07/24 11:48	1
1,2,3-Trichlorobenzene	0.70	U	2.0	0.70	ug/L			03/07/24 11:48	1
1,2,4-Trichlorobenzene	0.58	U	1.0	0.58	ug/L			03/07/24 11:48	1
1,1,1-Trichloroethane	0.39	U	1.0	0.39	ug/L			03/07/24 11:48	1
1,1,2-Trichloroethane	0.27	U	1.0	0.27	ug/L			03/07/24 11:48	1
Trichloroethene	0.30	U	1.0	0.30	ug/L			03/07/24 11:48	1
Trichlorofluoromethane	0.57	U	1.0	0.57	ug/L			03/07/24 11:48	1
1,2,3-Trichloropropane	0.86	U	1.0	0.86	ug/L			03/07/24 11:48	1
1,2,4-Trimethylbenzene	0.15	U	1.0	0.15	ug/L			03/07/24 11:48	1
1,3,5-Trimethylbenzene	0.37	U	1.0	0.37	ug/L			03/07/24 11:48	1
Vinyl chloride	0.51	U	2.0	0.51	ug/L			03/07/24 11:48	1
Xylenes, Total	0.33	U	1.0	0.33	ug/L			03/07/24 11:48	1
1,2-Dibromoethane	0.40	U	1.0	0.40	ug/L			03/07/24 11:48	1

Surrogate	*%Recovery*	*Qualifier*	*Limits*	*Prepared*	*Analyzed*	*Dil Fac*
1,2-Dichloroethane-d4 (Surr)	*95*		*70 - 127*		*03/07/24 11:48*	*1*
Toluene-d8 (Surr)	*96*		*80 - 125*		*03/07/24 11:48*	*1*
4-Bromofluorobenzene (Surr)	*94*		*78 - 120*		*03/07/24 11:48*	*1*
Dibromofluoromethane (Surr)	*99*		*77 - 120*		*03/07/24 11:48*	*1*

Client Sample ID: PIN12-05.2402003-009 **Lab Sample ID: 280-188346-9**
Date Collected: 02/29/24 14:40 **Matrix: Water**
Date Received: 03/05/24 09:25

Analyte	Result	Qualifier	LOQ	DL	Unit	D	Prepared	Analyzed	Dil Fac
Acetone	6.6	U	15	6.6	ug/L			03/07/24 12:09	1
Benzene	0.31	U	1.0	0.31	ug/L			03/07/24 12:09	1
Bromobenzene	0.40	U	1.0	0.40	ug/L			03/07/24 12:09	1
Bromochloromethane	0.40	U	1.0	0.40	ug/L			03/07/24 12:09	1
Bromodichloromethane	0.39	U	1.0	0.39	ug/L			03/07/24 12:09	1
Bromoform	1.2	U	2.0	1.2	ug/L			03/07/24 12:09	1
Bromomethane	2.4	U	1.0	2.4	ug/L			03/07/24 12:09	1
2-Butanone (MEK)	6.0	U	5.0	6.0	ug/L			03/07/24 12:09	1
n-Butylbenzene	0.48	U	1.0	0.48	ug/L			03/07/24 12:09	1

Method: SW846 8260B - Volatile Organic Compounds (GC/MS) (Continued)

Client Sample ID: PIN12-05.2402003-009
Date Collected: 02/29/24 14:40
Date Received: 03/05/24 09:25

Lab Sample ID: 280-188346-9
Matrix: Water

Analyte	Result	Qualifier	LOQ	DL	Unit	D	Prepared	Analyzed	Dil Fac
sec-Butylbenzene	0.45	U	1.0	0.45	ug/L			03/07/24 12:09	1
tert-Butylbenzene	0.42	U	1.0	0.42	ug/L			03/07/24 12:09	1
Carbon disulfide	0.63	U	1.0	0.63	ug/L			03/07/24 12:09	1
Carbon tetrachloride	0.57	U	1.0	0.57	ug/L			03/07/24 12:09	1
Chlorobenzene	0.42	U	1.0	0.42	ug/L			03/07/24 12:09	1
Dibromochloromethane	0.62	U	2.0	0.62	ug/L			03/07/24 12:09	1
Chloroethane	1.4	U	1.0	1.4	ug/L			03/07/24 12:09	1
Chloroform	0.36	U	1.0	0.36	ug/L			03/07/24 12:09	1
Chloromethane	0.75	U	1.0	0.75	ug/L			03/07/24 12:09	1
2-Chlorotoluene	0.34	U	1.0	0.34	ug/L			03/07/24 12:09	1
4-Chlorotoluene	0.21	U	1.0	0.21	ug/L			03/07/24 12:09	1
1,2-Dibromo-3-Chloropropane	1.8	U	1.0	1.8	ug/L			03/07/24 12:09	1
Dibromomethane	0.34	U	1.0	0.34	ug/L			03/07/24 12:09	1
1,2-Dichlorobenzene	0.37	U	1.0	0.37	ug/L			03/07/24 12:09	1
1,3-Dichlorobenzene	0.33	U	1.0	0.33	ug/L			03/07/24 12:09	1
1,4-Dichlorobenzene	0.39	U	1.0	0.39	ug/L			03/07/24 12:09	1
Dichlorodifluoromethane	0.96	U	1.0	0.96	ug/L			03/07/24 12:09	1
1,1-Dichloroethane	**1.4**		1.0	0.22	ug/L			03/07/24 12:09	1
1,2-Dichloroethane	0.54	U	1.0	0.54	ug/L			03/07/24 12:09	1
cis-1,2-Dichloroethene	**1.8**		1.0	0.32	ug/L			03/07/24 12:09	1
trans-1,2-Dichloroethene	**0.53**	**J**	1.0	0.37	ug/L			03/07/24 12:09	1
1,1-Dichloroethene	**0.84**	**J**	1.0	0.23	ug/L			03/07/24 12:09	1
1,2-Dichloropropane	0.52	U	1.0	0.52	ug/L			03/07/24 12:09	1
1,3-Dichloropropane	0.38	U	1.0	0.38	ug/L			03/07/24 12:09	1
2,2-Dichloropropane	0.38	U	1.0	0.38	ug/L			03/07/24 12:09	1
cis-1,3-Dichloropropene	0.63	U	2.0	0.63	ug/L			03/07/24 12:09	1
trans-1,3-Dichloropropene	0.65	U	1.0	0.65	ug/L			03/07/24 12:09	1
1,1-Dichloropropene	0.42	U	1.0	0.42	ug/L			03/07/24 12:09	1
Ethylbenzene	0.30	U	1.0	0.30	ug/L			03/07/24 12:09	1
Hexachlorobutadiene	1.2	U	2.0	1.2	ug/L			03/07/24 12:09	1
2-Hexanone	1.7	U	5.0	1.7	ug/L			03/07/24 12:09	1
Isopropylbenzene	0.36	U	1.0	0.36	ug/L			03/07/24 12:09	1
4-Isopropyltoluene	0.43	U	1.0	0.43	ug/L			03/07/24 12:09	1
Methylene Chloride	0.94	U	1.0	0.94	ug/L			03/07/24 12:09	1
4-Methyl-2-pentanone	0.98	U	5.0	0.98	ug/L			03/07/24 12:09	1
Naphthalene	0.63	U	2.0	0.63	ug/L			03/07/24 12:09	1
n-Propylbenzene	0.53	U	1.0	0.53	ug/L			03/07/24 12:09	1
Styrene	0.36	U	1.0	0.36	ug/L			03/07/24 12:09	1
1,1,1,2-Tetrachloroethane	0.58	U	1.0	0.58	ug/L			03/07/24 12:09	1
1,1,2,2-Tetrachloroethane	0.21	U	1.0	0.21	ug/L			03/07/24 12:09	1
Tetrachloroethene	0.40	U	1.0	0.40	ug/L			03/07/24 12:09	1
Toluene	0.32	U	1.0	0.32	ug/L			03/07/24 12:09	1
1,2,3-Trichlorobenzene	0.70	U	2.0	0.70	ug/L			03/07/24 12:09	1
1,2,4-Trichlorobenzene	0.58	U	1.0	0.58	ug/L			03/07/24 12:09	1
1,1,1-Trichloroethane	0.39	U	1.0	0.39	ug/L			03/07/24 12:09	1
1,1,2-Trichloroethane	0.27	U	1.0	0.27	ug/L			03/07/24 12:09	1
Trichloroethene	0.30	U	1.0	0.30	ug/L			03/07/24 12:09	1
Trichlorofluoromethane	0.57	U	1.0	0.57	ug/L			03/07/24 12:09	1
1,2,3-Trichloropropane	0.86	U	1.0	0.86	ug/L			03/07/24 12:09	1

Method: SW846 8260B - Volatile Organic Compounds (GC/MS) (Continued)

Client Sample ID: PIN12-05.2402003-009 — **Lab Sample ID: 280-188346-9**
Date Collected: 02/29/24 14:40 — **Matrix: Water**
Date Received: 03/05/24 09:25

Analyte	Result	Qualifier	LOQ	DL	Unit	D	Prepared	Analyzed	Dil Fac
1,2,4-Trimethylbenzene	0.15	U	1.0	0.15	ug/L			03/07/24 12:09	1
1,3,5-Trimethylbenzene	0.37	U	1.0	0.37	ug/L			03/07/24 12:09	1
Vinyl chloride	**0.61**	**J**	2.0	0.51	ug/L			03/07/24 12:09	1
Xylenes, Total	0.33	U	1.0	0.33	ug/L			03/07/24 12:09	1
1,2-Dibromoethane	0.40	U	1.0	0.40	ug/L			03/07/24 12:09	1

Surrogate	*%Recovery*	*Qualifier*	*Limits*	*Prepared*	*Analyzed*	*Dil Fac*
1,2-Dichloroethane-d4 (Surr)	*96*		*70 - 127*		*03/07/24 12:09*	*1*
Toluene-d8 (Surr)	*97*		*80 - 125*		*03/07/24 12:09*	*1*
4-Bromofluorobenzene (Surr)	*95*		*78 - 120*		*03/07/24 12:09*	*1*
Dibromofluoromethane (Surr)	*99*		*77 - 120*		*03/07/24 12:09*	*1*

Client Sample ID: PIN12-05.2402003-010 — **Lab Sample ID: 280-188346-10**
Date Collected: 03/01/24 08:15 — **Matrix: Water**
Date Received: 03/05/24 09:25

Analyte	Result	Qualifier	LOQ	DL	Unit	D	Prepared	Analyzed	Dil Fac
Acetone	6.6	U	15	6.6	ug/L			03/07/24 12:30	1
Benzene	0.31	U	1.0	0.31	ug/L			03/07/24 12:30	1
Bromobenzene	0.40	U	1.0	0.40	ug/L			03/07/24 12:30	1
Bromochloromethane	0.40	U	1.0	0.40	ug/L			03/07/24 12:30	1
Bromodichloromethane	0.39	U	1.0	0.39	ug/L			03/07/24 12:30	1
Bromoform	1.2	U	2.0	1.2	ug/L			03/07/24 12:30	1
Bromomethane	2.4	U	1.0	2.4	ug/L			03/07/24 12:30	1
2-Butanone (MEK)	6.0	U	5.0	6.0	ug/L			03/07/24 12:30	1
n-Butylbenzene	0.48	U	1.0	0.48	ug/L			03/07/24 12:30	1
sec-Butylbenzene	0.45	U	1.0	0.45	ug/L			03/07/24 12:30	1
tert-Butylbenzene	0.42	U	1.0	0.42	ug/L			03/07/24 12:30	1
Carbon disulfide	0.63	U	1.0	0.63	ug/L			03/07/24 12:30	1
Carbon tetrachloride	0.57	U	1.0	0.57	ug/L			03/07/24 12:30	1
Chlorobenzene	0.42	U	1.0	0.42	ug/L			03/07/24 12:30	1
Dibromochloromethane	0.62	U	2.0	0.62	ug/L			03/07/24 12:30	1
Chloroethane	1.4	U	1.0	1.4	ug/L			03/07/24 12:30	1
Chloroform	0.36	U	1.0	0.36	ug/L			03/07/24 12:30	1
Chloromethane	0.75	U	1.0	0.75	ug/L			03/07/24 12:30	1
2-Chlorotoluene	0.34	U	1.0	0.34	ug/L			03/07/24 12:30	1
4-Chlorotoluene	0.21	U	1.0	0.21	ug/L			03/07/24 12:30	1
1,2-Dibromo-3-Chloropropane	1.8	U	1.0	1.8	ug/L			03/07/24 12:30	1
Dibromomethane	0.34	U	1.0	0.34	ug/L			03/07/24 12:30	1
1,2-Dichlorobenzene	0.37	U	1.0	0.37	ug/L			03/07/24 12:30	1
1,3-Dichlorobenzene	0.33	U	1.0	0.33	ug/L			03/07/24 12:30	1
1,4-Dichlorobenzene	0.39	U	1.0	0.39	ug/L			03/07/24 12:30	1
Dichlorodifluoromethane	0.96	U	1.0	0.96	ug/L			03/07/24 12:30	1
1,1-Dichloroethane	0.22	U	1.0	0.22	ug/L			03/07/24 12:30	1
1,2-Dichloroethane	0.54	U	1.0	0.54	ug/L			03/07/24 12:30	1
cis-1,2-Dichloroethene	0.32	U	1.0	0.32	ug/L			03/07/24 12:30	1
trans-1,2-Dichloroethene	0.37	U	1.0	0.37	ug/L			03/07/24 12:30	1
1,1-Dichloroethene	0.23	U	1.0	0.23	ug/L			03/07/24 12:30	1
1,2-Dichloropropane	0.52	U	1.0	0.52	ug/L			03/07/24 12:30	1
1,3-Dichloropropane	0.38	U	1.0	0.38	ug/L			03/07/24 12:30	1
2,2-Dichloropropane	0.38	U	1.0	0.38	ug/L			03/07/24 12:30	1

Method: SW846 8260B - Volatile Organic Compounds (GC/MS) (Continued)

Client Sample ID: PIN12-05.2402003-010 — **Lab Sample ID: 280-188346-10**
Date Collected: 03/01/24 08:15 — **Matrix: Water**
Date Received: 03/05/24 09:25

Analyte	Result	Qualifier	LOQ	DL	Unit	D	Prepared	Analyzed	Dil Fac
cis-1,3-Dichloropropene	0.63	U	2.0	0.63	ug/L			03/07/24 12:30	1
trans-1,3-Dichloropropene	0.65	U	1.0	0.65	ug/L			03/07/24 12:30	1
1,1-Dichloropropene	0.42	U	1.0	0.42	ug/L			03/07/24 12:30	1
Ethylbenzene	0.30	U	1.0	0.30	ug/L			03/07/24 12:30	1
Hexachlorobutadiene	1.2	U	2.0	1.2	ug/L			03/07/24 12:30	1
2-Hexanone	1.7	U	5.0	1.7	ug/L			03/07/24 12:30	1
Isopropylbenzene	0.36	U	1.0	0.36	ug/L			03/07/24 12:30	1
4-Isopropyltoluene	0.43	U	1.0	0.43	ug/L			03/07/24 12:30	1
Methylene Chloride	0.94	U	1.0	0.94	ug/L			03/07/24 12:30	1
4-Methyl-2-pentanone	0.98	U	5.0	0.98	ug/L			03/07/24 12:30	1
Naphthalene	0.63	U	2.0	0.63	ug/L			03/07/24 12:30	1
n-Propylbenzene	0.53	U	1.0	0.53	ug/L			03/07/24 12:30	1
Styrene	0.36	U	1.0	0.36	ug/L			03/07/24 12:30	1
1,1,1,2-Tetrachloroethane	0.58	U	1.0	0.58	ug/L			03/07/24 12:30	1
1,1,2,2-Tetrachloroethane	0.21	U	1.0	0.21	ug/L			03/07/24 12:30	1
Tetrachloroethene	0.40	U	1.0	0.40	ug/L			03/07/24 12:30	1
Toluene	0.32	U	1.0	0.32	ug/L			03/07/24 12:30	1
1,2,3-Trichlorobenzene	0.70	U	2.0	0.70	ug/L			03/07/24 12:30	1
1,2,4-Trichlorobenzene	0.58	U	1.0	0.58	ug/L			03/07/24 12:30	1
1,1,1-Trichloroethane	0.39	U	1.0	0.39	ug/L			03/07/24 12:30	1
1,1,2-Trichloroethane	0.27	U	1.0	0.27	ug/L			03/07/24 12:30	1
Trichloroethene	0.30	U	1.0	0.30	ug/L			03/07/24 12:30	1
Trichlorofluoromethane	0.57	U	1.0	0.57	ug/L			03/07/24 12:30	1
1,2,3-Trichloropropane	0.86	U	1.0	0.86	ug/L			03/07/24 12:30	1
1,2,4-Trimethylbenzene	0.15	U	1.0	0.15	ug/L			03/07/24 12:30	1
1,3,5-Trimethylbenzene	0.37	U	1.0	0.37	ug/L			03/07/24 12:30	1
Vinyl chloride	0.51	U	2.0	0.51	ug/L			03/07/24 12:30	1
Xylenes, Total	0.33	U	1.0	0.33	ug/L			03/07/24 12:30	1
1,2-Dibromoethane	0.40	U	1.0	0.40	ug/L			03/07/24 12:30	1

Surrogate	*%Recovery*	*Qualifier*	*Limits*	*Prepared*	*Analyzed*	*Dil Fac*
1,2-Dichloroethane-d4 (Surr)	*97*		*70 - 127*		*03/07/24 12:30*	*1*
Toluene-d8 (Surr)	*95*		*80 - 125*		*03/07/24 12:30*	*1*
4-Bromofluorobenzene (Surr)	*95*		*78 - 120*		*03/07/24 12:30*	*1*
Dibromofluoromethane (Surr)	*100*		*77 - 120*		*03/07/24 12:30*	*1*

Client Sample ID: PIN12-05.2402003-011 — **Lab Sample ID: 280-188346-11**
Date Collected: 03/01/24 08:30 — **Matrix: Water**
Date Received: 03/05/24 09:25

Analyte	Result	Qualifier	LOQ	DL	Unit	D	Prepared	Analyzed	Dil Fac
Acetone	6.6	U	15	6.6	ug/L			03/07/24 12:51	1
Benzene	0.31	U	1.0	0.31	ug/L			03/07/24 12:51	1
Bromobenzene	0.40	U	1.0	0.40	ug/L			03/07/24 12:51	1
Bromochloromethane	0.40	U	1.0	0.40	ug/L			03/07/24 12:51	1
Bromodichloromethane	0.39	U	1.0	0.39	ug/L			03/07/24 12:51	1
Bromoform	1.2	U	2.0	1.2	ug/L			03/07/24 12:51	1
Bromomethane	2.4	U	1.0	2.4	ug/L			03/07/24 12:51	1
2-Butanone (MEK)	6.0	U	5.0	6.0	ug/L			03/07/24 12:51	1
n-Butylbenzene	0.48	U	1.0	0.48	ug/L			03/07/24 12:51	1
sec-Butylbenzene	0.45	U	1.0	0.45	ug/L			03/07/24 12:51	1

Method: SW846 8260B - Volatile Organic Compounds (GC/MS) (Continued)

Client Sample ID: PIN12-05.2402003-011
Date Collected: 03/01/24 08:30
Date Received: 03/05/24 09:25

Lab Sample ID: 280-188346-11
Matrix: Water

Analyte	Result	Qualifier	LOQ	DL	Unit	D	Prepared	Analyzed	Dil Fac
tert-Butylbenzene	0.42	U	1.0	0.42	ug/L			03/07/24 12:51	1
Carbon disulfide	0.63	U	1.0	0.63	ug/L			03/07/24 12:51	1
Carbon tetrachloride	0.57	U	1.0	0.57	ug/L			03/07/24 12:51	1
Chlorobenzene	0.42	U	1.0	0.42	ug/L			03/07/24 12:51	1
Dibromochloromethane	0.62	U	2.0	0.62	ug/L			03/07/24 12:51	1
Chloroethane	1.4	U	1.0	1.4	ug/L			03/07/24 12:51	1
Chloroform	0.36	U	1.0	0.36	ug/L			03/07/24 12:51	1
Chloromethane	0.75	U	1.0	0.75	ug/L			03/07/24 12:51	1
2-Chlorotoluene	0.34	U	1.0	0.34	ug/L			03/07/24 12:51	1
4-Chlorotoluene	0.21	U	1.0	0.21	ug/L			03/07/24 12:51	1
1,2-Dibromo-3-Chloropropane	1.8	U	1.0	1.8	ug/L			03/07/24 12:51	1
Dibromomethane	0.34	U	1.0	0.34	ug/L			03/07/24 12:51	1
1,2-Dichlorobenzene	0.37	U	1.0	0.37	ug/L			03/07/24 12:51	1
1,3-Dichlorobenzene	0.33	U	1.0	0.33	ug/L			03/07/24 12:51	1
1,4-Dichlorobenzene	0.39	U	1.0	0.39	ug/L			03/07/24 12:51	1
Dichlorodifluoromethane	0.96	U	1.0	0.96	ug/L			03/07/24 12:51	1
1,1-Dichloroethane	0.22	U	1.0	0.22	ug/L			03/07/24 12:51	1
1,2-Dichloroethane	0.54	U	1.0	0.54	ug/L			03/07/24 12:51	1
cis-1,2-Dichloroethene	0.32	U	1.0	0.32	ug/L			03/07/24 12:51	1
trans-1,2-Dichloroethene	0.37	U	1.0	0.37	ug/L			03/07/24 12:51	1
1,1-Dichloroethene	0.23	U	1.0	0.23	ug/L			03/07/24 12:51	1
1,2-Dichloropropane	0.52	U	1.0	0.52	ug/L			03/07/24 12:51	1
1,3-Dichloropropane	0.38	U	1.0	0.38	ug/L			03/07/24 12:51	1
2,2-Dichloropropane	0.38	U	1.0	0.38	ug/L			03/07/24 12:51	1
cis-1,3-Dichloropropene	0.63	U	2.0	0.63	ug/L			03/07/24 12:51	1
trans-1,3-Dichloropropene	0.65	U	1.0	0.65	ug/L			03/07/24 12:51	1
1,1-Dichloropropene	0.42	U	1.0	0.42	ug/L			03/07/24 12:51	1
Ethylbenzene	0.30	U	1.0	0.30	ug/L			03/07/24 12:51	1
Hexachlorobutadiene	1.2	U	2.0	1.2	ug/L			03/07/24 12:51	1
2-Hexanone	1.7	U	5.0	1.7	ug/L			03/07/24 12:51	1
Isopropylbenzene	0.36	U	1.0	0.36	ug/L			03/07/24 12:51	1
4-Isopropyltoluene	0.43	U	1.0	0.43	ug/L			03/07/24 12:51	1
Methylene Chloride	0.94	U	1.0	0.94	ug/L			03/07/24 12:51	1
4-Methyl-2-pentanone	0.98	U	5.0	0.98	ug/L			03/07/24 12:51	1
Naphthalene	0.63	U	2.0	0.63	ug/L			03/07/24 12:51	1
n-Propylbenzene	0.53	U	1.0	0.53	ug/L			03/07/24 12:51	1
Styrene	0.36	U	1.0	0.36	ug/L			03/07/24 12:51	1
1,1,1,2-Tetrachloroethane	0.58	U	1.0	0.58	ug/L			03/07/24 12:51	1
1,1,2,2-Tetrachloroethane	0.21	U	1.0	0.21	ug/L			03/07/24 12:51	1
Tetrachloroethene	0.40	U	1.0	0.40	ug/L			03/07/24 12:51	1
Toluene	0.32	U	1.0	0.32	ug/L			03/07/24 12:51	1
1,2,3-Trichlorobenzene	0.70	U	2.0	0.70	ug/L			03/07/24 12:51	1
1,2,4-Trichlorobenzene	0.58	U	1.0	0.58	ug/L			03/07/24 12:51	1
1,1,1-Trichloroethane	0.39	U	1.0	0.39	ug/L			03/07/24 12:51	1
1,1,2-Trichloroethane	0.27	U	1.0	0.27	ug/L			03/07/24 12:51	1
Trichloroethene	0.30	U	1.0	0.30	ug/L			03/07/24 12:51	1
Trichlorofluoromethane	0.57	U	1.0	0.57	ug/L			03/07/24 12:51	1
1,2,3-Trichloropropane	0.86	U	1.0	0.86	ug/L			03/07/24 12:51	1
1,2,4-Trimethylbenzene	0.15	U	1.0	0.15	ug/L			03/07/24 12:51	1

Method: SW846 8260B - Volatile Organic Compounds (GC/MS) (Continued)

Client Sample ID: PIN12-05.2402003-011 — **Lab Sample ID: 280-188346-11**
Date Collected: 03/01/24 08:30 — **Matrix: Water**
Date Received: 03/05/24 09:25

Analyte	Result	Qualifier	LOQ	DL	Unit	D	Prepared	Analyzed	Dil Fac
1,3,5-Trimethylbenzene	0.37	U	1.0	0.37	ug/L			03/07/24 12:51	1
Vinyl chloride	0.51	U	2.0	0.51	ug/L			03/07/24 12:51	1
Xylenes, Total	0.33	U	1.0	0.33	ug/L			03/07/24 12:51	1
1,2-Dibromoethane	0.40	U	1.0	0.40	ug/L			03/07/24 12:51	1

Surrogate	*%Recovery*	*Qualifier*	*Limits*	*Prepared*	*Analyzed*	*Dil Fac*
1,2-Dichloroethane-d4 (Surr)	*95*		*70 - 127*		*03/07/24 12:51*	*1*
Toluene-d8 (Surr)	*97*		*80 - 125*		*03/07/24 12:51*	*1*
4-Bromofluorobenzene (Surr)	*94*		*78 - 120*		*03/07/24 12:51*	*1*
Dibromofluoromethane (Surr)	*99*		*77 - 120*		*03/07/24 12:51*	*1*

Client Sample ID: PIN12-05.2402003-012 — **Lab Sample ID: 280-188346-12**
Date Collected: 03/01/24 08:50 — **Matrix: Water**
Date Received: 03/05/24 09:25

Analyte	Result	Qualifier	LOQ	DL	Unit	D	Prepared	Analyzed	Dil Fac
Acetone	6.6	U	15	6.6	ug/L			03/07/24 13:13	1
Benzene	0.31	U	1.0	0.31	ug/L			03/07/24 13:13	1
Bromobenzene	0.40	U	1.0	0.40	ug/L			03/07/24 13:13	1
Bromochloromethane	0.40	U	1.0	0.40	ug/L			03/07/24 13:13	1
Bromodichloromethane	0.39	U	1.0	0.39	ug/L			03/07/24 13:13	1
Bromoform	1.2	U	2.0	1.2	ug/L			03/07/24 13:13	1
Bromomethane	2.4	U	1.0	2.4	ug/L			03/07/24 13:13	1
2-Butanone (MEK)	6.0	U	5.0	6.0	ug/L			03/07/24 13:13	1
n-Butylbenzene	0.48	U	1.0	0.48	ug/L			03/07/24 13:13	1
sec-Butylbenzene	0.45	U	1.0	0.45	ug/L			03/07/24 13:13	1
tert-Butylbenzene	0.42	U	1.0	0.42	ug/L			03/07/24 13:13	1
Carbon disulfide	0.63	U	1.0	0.63	ug/L			03/07/24 13:13	1
Carbon tetrachloride	0.57	U	1.0	0.57	ug/L			03/07/24 13:13	1
Chlorobenzene	0.42	U	1.0	0.42	ug/L			03/07/24 13:13	1
Dibromochloromethane	0.62	U	2.0	0.62	ug/L			03/07/24 13:13	1
Chloroethane	1.4	U	1.0	1.4	ug/L			03/07/24 13:13	1
Chloroform	0.36	U	1.0	0.36	ug/L			03/07/24 13:13	1
Chloromethane	0.75	U	1.0	0.75	ug/L			03/07/24 13:13	1
2-Chlorotoluene	0.34	U	1.0	0.34	ug/L			03/07/24 13:13	1
4-Chlorotoluene	0.21	U	1.0	0.21	ug/L			03/07/24 13:13	1
1,2-Dibromo-3-Chloropropane	1.8	U	1.0	1.8	ug/L			03/07/24 13:13	1
Dibromomethane	0.34	U	1.0	0.34	ug/L			03/07/24 13:13	1
1,2-Dichlorobenzene	0.37	U	1.0	0.37	ug/L			03/07/24 13:13	1
1,3-Dichlorobenzene	0.33	U	1.0	0.33	ug/L			03/07/24 13:13	1
1,4-Dichlorobenzene	0.39	U	1.0	0.39	ug/L			03/07/24 13:13	1
Dichlorodifluoromethane	0.96	U	1.0	0.96	ug/L			03/07/24 13:13	1
1,1-Dichloroethane	0.22	U	1.0	0.22	ug/L			03/07/24 13:13	1
1,2-Dichloroethane	0.54	U	1.0	0.54	ug/L			03/07/24 13:13	1
cis-1,2-Dichloroethene	0.32	U	1.0	0.32	ug/L			03/07/24 13:13	1
trans-1,2-Dichloroethene	0.37	U	1.0	0.37	ug/L			03/07/24 13:13	1
1,1-Dichloroethene	0.23	U	1.0	0.23	ug/L			03/07/24 13:13	1
1,2-Dichloropropane	0.52	U	1.0	0.52	ug/L			03/07/24 13:13	1
1,3-Dichloropropane	0.38	U	1.0	0.38	ug/L			03/07/24 13:13	1
2,2-Dichloropropane	0.38	U	1.0	0.38	ug/L			03/07/24 13:13	1
cis-1,3-Dichloropropene	0.63	U	2.0	0.63	ug/L			03/07/24 13:13	1

Method: SW846 8260B - Volatile Organic Compounds (GC/MS) (Continued)

Client Sample ID: PIN12-05.2402003-012 — **Lab Sample ID: 280-188346-12**
Date Collected: 03/01/24 08:50 — **Matrix: Water**
Date Received: 03/05/24 09:25

Analyte	Result	Qualifier	LOQ	DL	Unit	D	Prepared	Analyzed	Dil Fac
trans-1,3-Dichloropropene	0.65	U	1.0	0.65	ug/L			03/07/24 13:13	1
1,1-Dichloropropene	0.42	U	1.0	0.42	ug/L			03/07/24 13:13	1
Ethylbenzene	0.30	U	1.0	0.30	ug/L			03/07/24 13:13	1
Hexachlorobutadiene	1.2	U	2.0	1.2	ug/L			03/07/24 13:13	1
2-Hexanone	1.7	U	5.0	1.7	ug/L			03/07/24 13:13	1
Isopropylbenzene	0.36	U	1.0	0.36	ug/L			03/07/24 13:13	1
4-Isopropyltoluene	0.43	U	1.0	0.43	ug/L			03/07/24 13:13	1
Methylene Chloride	0.94	U	1.0	0.94	ug/L			03/07/24 13:13	1
4-Methyl-2-pentanone	0.98	U	5.0	0.98	ug/L			03/07/24 13:13	1
Naphthalene	0.63	U	2.0	0.63	ug/L			03/07/24 13:13	1
n-Propylbenzene	0.53	U	1.0	0.53	ug/L			03/07/24 13:13	1
Styrene	0.36	U	1.0	0.36	ug/L			03/07/24 13:13	1
1,1,1,2-Tetrachloroethane	0.58	U	1.0	0.58	ug/L			03/07/24 13:13	1
1,1,2,2-Tetrachloroethane	0.21	U	1.0	0.21	ug/L			03/07/24 13:13	1
Tetrachloroethene	0.40	U	1.0	0.40	ug/L			03/07/24 13:13	1
Toluene	0.32	U	1.0	0.32	ug/L			03/07/24 13:13	1
1,2,3-Trichlorobenzene	0.70	U	2.0	0.70	ug/L			03/07/24 13:13	1
1,2,4-Trichlorobenzene	0.58	U	1.0	0.58	ug/L			03/07/24 13:13	1
1,1,1-Trichloroethane	0.39	U	1.0	0.39	ug/L			03/07/24 13:13	1
1,1,2-Trichloroethane	0.27	U	1.0	0.27	ug/L			03/07/24 13:13	1
Trichloroethene	0.30	U	1.0	0.30	ug/L			03/07/24 13:13	1
Trichlorofluoromethane	0.57	U	1.0	0.57	ug/L			03/07/24 13:13	1
1,2,3-Trichloropropane	0.86	U	1.0	0.86	ug/L			03/07/24 13:13	1
1,2,4-Trimethylbenzene	0.15	U	1.0	0.15	ug/L			03/07/24 13:13	1
1,3,5-Trimethylbenzene	0.37	U	1.0	0.37	ug/L			03/07/24 13:13	1
Vinyl chloride	0.51	U	2.0	0.51	ug/L			03/07/24 13:13	1
Xylenes, Total	0.33	U	1.0	0.33	ug/L			03/07/24 13:13	1
1,2-Dibromoethane	0.40	U	1.0	0.40	ug/L			03/07/24 13:13	1

Surrogate	*%Recovery*	*Qualifier*	*Limits*	*Prepared*	*Analyzed*	*Dil Fac*
1,2-Dichloroethane-d4 (Surr)	*96*		*70 - 127*		*03/07/24 13:13*	*1*
Toluene-d8 (Surr)	*97*		*80 - 125*		*03/07/24 13:13*	*1*
4-Bromofluorobenzene (Surr)	*96*		*78 - 120*		*03/07/24 13:13*	*1*
Dibromofluoromethane (Surr)	*101*		*77 - 120*		*03/07/24 13:13*	*1*

Client Sample ID: PIN12-05.2402003-016 — **Lab Sample ID: 280-188346-13**
Date Collected: 03/01/24 15:05 — **Matrix: Water**
Date Received: 03/05/24 09:25

Analyte	Result	Qualifier	LOQ	DL	Unit	D	Prepared	Analyzed	Dil Fac
Acetone	6.6	U	15	6.6	ug/L			03/07/24 13:34	1
Benzene	0.31	U	1.0	0.31	ug/L			03/07/24 13:34	1
Bromobenzene	0.40	U	1.0	0.40	ug/L			03/07/24 13:34	1
Bromochloromethane	0.40	U	1.0	0.40	ug/L			03/07/24 13:34	1
Bromodichloromethane	0.39	U	1.0	0.39	ug/L			03/07/24 13:34	1
Bromoform	1.2	U	2.0	1.2	ug/L			03/07/24 13:34	1
Bromomethane	2.4	U	1.0	2.4	ug/L			03/07/24 13:34	1
2-Butanone (MEK)	6.0	U	5.0	6.0	ug/L			03/07/24 13:34	1
n-Butylbenzene	0.48	U	1.0	0.48	ug/L			03/07/24 13:34	1
sec-Butylbenzene	0.45	U	1.0	0.45	ug/L			03/07/24 13:34	1
tert-Butylbenzene	0.42	U	1.0	0.42	ug/L			03/07/24 13:34	1

Method: SW846 8260B - Volatile Organic Compounds (GC/MS) (Continued)

Client Sample ID: PIN12-05.2402003-016
Date Collected: 03/01/24 15:05
Date Received: 03/05/24 09:25

Lab Sample ID: 280-188346-13
Matrix: Water

Analyte	Result	Qualifier	LOQ	DL	Unit	D	Prepared	Analyzed	Dil Fac
Carbon disulfide	0.63	U	1.0	0.63	ug/L			03/07/24 13:34	1
Carbon tetrachloride	0.57	U	1.0	0.57	ug/L			03/07/24 13:34	1
Chlorobenzene	0.42	U	1.0	0.42	ug/L			03/07/24 13:34	1
Dibromochloromethane	0.62	U	2.0	0.62	ug/L			03/07/24 13:34	1
Chloroethane	1.4	U	1.0	1.4	ug/L			03/07/24 13:34	1
Chloroform	0.36	U	1.0	0.36	ug/L			03/07/24 13:34	1
Chloromethane	0.75	U	1.0	0.75	ug/L			03/07/24 13:34	1
2-Chlorotoluene	0.34	U	1.0	0.34	ug/L			03/07/24 13:34	1
4-Chlorotoluene	0.21	U	1.0	0.21	ug/L			03/07/24 13:34	1
1,2-Dibromo-3-Chloropropane	1.8	U	1.0	1.8	ug/L			03/07/24 13:34	1
Dibromomethane	0.34	U	1.0	0.34	ug/L			03/07/24 13:34	1
1,2-Dichlorobenzene	0.37	U	1.0	0.37	ug/L			03/07/24 13:34	1
1,3-Dichlorobenzene	0.33	U	1.0	0.33	ug/L			03/07/24 13:34	1
1,4-Dichlorobenzene	0.39	U	1.0	0.39	ug/L			03/07/24 13:34	1
Dichlorodifluoromethane	0.96	U	1.0	0.96	ug/L			03/07/24 13:34	1
1,1-Dichloroethane	0.22	U	1.0	0.22	ug/L			03/07/24 13:34	1
1,2-Dichloroethane	0.54	U	1.0	0.54	ug/L			03/07/24 13:34	1
cis-1,2-Dichloroethene	0.32	U	1.0	0.32	ug/L			03/07/24 13:34	1
trans-1,2-Dichloroethene	0.37	U	1.0	0.37	ug/L			03/07/24 13:34	1
1,1-Dichloroethene	0.23	U	1.0	0.23	ug/L			03/07/24 13:34	1
1,2-Dichloropropane	0.52	U	1.0	0.52	ug/L			03/07/24 13:34	1
1,3-Dichloropropane	0.38	U	1.0	0.38	ug/L			03/07/24 13:34	1
2,2-Dichloropropane	0.38	U	1.0	0.38	ug/L			03/07/24 13:34	1
cis-1,3-Dichloropropene	0.63	U	2.0	0.63	ug/L			03/07/24 13:34	1
trans-1,3-Dichloropropene	0.65	U	1.0	0.65	ug/L			03/07/24 13:34	1
1,1-Dichloropropene	0.42	U	1.0	0.42	ug/L			03/07/24 13:34	1
Ethylbenzene	0.30	U	1.0	0.30	ug/L			03/07/24 13:34	1
Hexachlorobutadiene	1.2	U	2.0	1.2	ug/L			03/07/24 13:34	1
2-Hexanone	1.7	U	5.0	1.7	ug/L			03/07/24 13:34	1
Isopropylbenzene	0.36	U	1.0	0.36	ug/L			03/07/24 13:34	1
4-Isopropyltoluene	0.43	U	1.0	0.43	ug/L			03/07/24 13:34	1
Methylene Chloride	0.94	U	1.0	0.94	ug/L			03/07/24 13:34	1
4-Methyl-2-pentanone	0.98	U	5.0	0.98	ug/L			03/07/24 13:34	1
Naphthalene	0.63	U	2.0	0.63	ug/L			03/07/24 13:34	1
n-Propylbenzene	0.53	U	1.0	0.53	ug/L			03/07/24 13:34	1
Styrene	0.36	U	1.0	0.36	ug/L			03/07/24 13:34	1
1,1,1,2-Tetrachloroethane	0.58	U	1.0	0.58	ug/L			03/07/24 13:34	1
1,1,2,2-Tetrachloroethane	0.21	U	1.0	0.21	ug/L			03/07/24 13:34	1
Tetrachloroethene	0.40	U	1.0	0.40	ug/L			03/07/24 13:34	1
Toluene	0.32	U	1.0	0.32	ug/L			03/07/24 13:34	1
1,2,3-Trichlorobenzene	0.70	U	2.0	0.70	ug/L			03/07/24 13:34	1
1,2,4-Trichlorobenzene	0.58	U	1.0	0.58	ug/L			03/07/24 13:34	1
1,1,1-Trichloroethane	0.39	U	1.0	0.39	ug/L			03/07/24 13:34	1
1,1,2-Trichloroethane	0.27	U	1.0	0.27	ug/L			03/07/24 13:34	1
Trichloroethene	0.30	U	1.0	0.30	ug/L			03/07/24 13:34	1
Trichlorofluoromethane	0.57	U	1.0	0.57	ug/L			03/07/24 13:34	1
1,2,3-Trichloropropane	0.86	U	1.0	0.86	ug/L			03/07/24 13:34	1
1,2,4-Trimethylbenzene	0.15	U	1.0	0.15	ug/L			03/07/24 13:34	1
1,3,5-Trimethylbenzene	0.37	U	1.0	0.37	ug/L			03/07/24 13:34	1

Method: SW846 8260B - Volatile Organic Compounds (GC/MS) (Continued)

Client Sample ID: PIN12-05.2402003-016 — **Lab Sample ID: 280-188346-13**
Date Collected: 03/01/24 15:05 — **Matrix: Water**
Date Received: 03/05/24 09:25

Analyte	Result	Qualifier	LOQ	DL	Unit	D	Prepared	Analyzed	Dil Fac
Vinyl chloride	0.51	U	2.0	0.51	ug/L			03/07/24 13:34	1
Xylenes, Total	0.33	U	1.0	0.33	ug/L			03/07/24 13:34	1
1,2-Dibromoethane	0.40	U	1.0	0.40	ug/L			03/07/24 13:34	1

Surrogate	*%Recovery*	*Qualifier*	*Limits*	*Prepared*	*Analyzed*	*Dil Fac*
1,2-Dichloroethane-d4 (Surr)	*97*		*70 - 127*		*03/07/24 13:34*	*1*
Toluene-d8 (Surr)	*96*		*80 - 125*		*03/07/24 13:34*	*1*
4-Bromofluorobenzene (Surr)	*96*		*78 - 120*		*03/07/24 13:34*	*1*
Dibromofluoromethane (Surr)	*100*		*77 - 120*		*03/07/24 13:34*	*1*

Client Sample ID: PIN12-05.2402003-017 — **Lab Sample ID: 280-188346-14**
Date Collected: 03/01/24 14:55 — **Matrix: Water**
Date Received: 03/05/24 09:25

Analyte	Result	Qualifier	LOQ	DL	Unit	D	Prepared	Analyzed	Dil Fac
Acetone	6.6	U	15	6.6	ug/L			03/07/24 13:55	1
Benzene	0.31	U	1.0	0.31	ug/L			03/07/24 13:55	1
Bromobenzene	0.40	U	1.0	0.40	ug/L			03/07/24 13:55	1
Bromochloromethane	0.40	U	1.0	0.40	ug/L			03/07/24 13:55	1
Bromodichloromethane	0.39	U	1.0	0.39	ug/L			03/07/24 13:55	1
Bromoform	1.2	U	2.0	1.2	ug/L			03/07/24 13:55	1
Bromomethane	2.4	U	1.0	2.4	ug/L			03/07/24 13:55	1
2-Butanone (MEK)	6.0	U	5.0	6.0	ug/L			03/07/24 13:55	1
n-Butylbenzene	0.48	U	1.0	0.48	ug/L			03/07/24 13:55	1
sec-Butylbenzene	0.45	U	1.0	0.45	ug/L			03/07/24 13:55	1
tert-Butylbenzene	0.42	U	1.0	0.42	ug/L			03/07/24 13:55	1
Carbon disulfide	0.63	U	1.0	0.63	ug/L			03/07/24 13:55	1
Carbon tetrachloride	0.57	U	1.0	0.57	ug/L			03/07/24 13:55	1
Chlorobenzene	0.42	U	1.0	0.42	ug/L			03/07/24 13:55	1
Dibromochloromethane	0.62	U	2.0	0.62	ug/L			03/07/24 13:55	1
Chloroethane	1.4	U	1.0	1.4	ug/L			03/07/24 13:55	1
Chloroform	0.36	U	1.0	0.36	ug/L			03/07/24 13:55	1
Chloromethane	0.75	U	1.0	0.75	ug/L			03/07/24 13:55	1
2-Chlorotoluene	0.34	U	1.0	0.34	ug/L			03/07/24 13:55	1
4-Chlorotoluene	0.21	U	1.0	0.21	ug/L			03/07/24 13:55	1
1,2-Dibromo-3-Chloropropane	1.8	U	1.0	1.8	ug/L			03/07/24 13:55	1
Dibromomethane	0.34	U	1.0	0.34	ug/L			03/07/24 13:55	1
1,2-Dichlorobenzene	0.37	U	1.0	0.37	ug/L			03/07/24 13:55	1
1,3-Dichlorobenzene	0.33	U	1.0	0.33	ug/L			03/07/24 13:55	1
1,4-Dichlorobenzene	0.39	U	1.0	0.39	ug/L			03/07/24 13:55	1
Dichlorodifluoromethane	0.96	U	1.0	0.96	ug/L			03/07/24 13:55	1
1,1-Dichloroethane	0.22	U	1.0	0.22	ug/L			03/07/24 13:55	1
1,2-Dichloroethane	0.54	U	1.0	0.54	ug/L			03/07/24 13:55	1
cis-1,2-Dichloroethene	0.32	U	1.0	0.32	ug/L			03/07/24 13:55	1
trans-1,2-Dichloroethene	0.37	U	1.0	0.37	ug/L			03/07/24 13:55	1
1,1-Dichloroethene	0.23	U	1.0	0.23	ug/L			03/07/24 13:55	1
1,2-Dichloropropane	0.52	U	1.0	0.52	ug/L			03/07/24 13:55	1
1,3-Dichloropropane	0.38	U	1.0	0.38	ug/L			03/07/24 13:55	1
2,2-Dichloropropane	0.38	U	1.0	0.38	ug/L			03/07/24 13:55	1
cis-1,3-Dichloropropene	0.63	U	2.0	0.63	ug/L			03/07/24 13:55	1
trans-1,3-Dichloropropene	0.65	U	1.0	0.65	ug/L			03/07/24 13:55	1

Method: SW846 8260B - Volatile Organic Compounds (GC/MS) (Continued)

Client Sample ID: PIN12-05.2402003-017 **Lab Sample ID: 280-188346-14**
Date Collected: 03/01/24 14:55 **Matrix: Water**
Date Received: 03/05/24 09:25

Analyte	Result	Qualifier	LOQ	DL	Unit	D	Prepared	Analyzed	Dil Fac
1,1-Dichloropropene	0.42	U	1.0	0.42	ug/L			03/07/24 13:55	1
Ethylbenzene	0.30	U	1.0	0.30	ug/L			03/07/24 13:55	1
Hexachlorobutadiene	1.2	U	2.0	1.2	ug/L			03/07/24 13:55	1
2-Hexanone	1.7	U	5.0	1.7	ug/L			03/07/24 13:55	1
Isopropylbenzene	0.36	U	1.0	0.36	ug/L			03/07/24 13:55	1
4-Isopropyltoluene	0.43	U	1.0	0.43	ug/L			03/07/24 13:55	1
Methylene Chloride	0.94	U	1.0	0.94	ug/L			03/07/24 13:55	1
4-Methyl-2-pentanone	0.98	U	5.0	0.98	ug/L			03/07/24 13:55	1
Naphthalene	0.63	U	2.0	0.63	ug/L			03/07/24 13:55	1
n-Propylbenzene	0.53	U	1.0	0.53	ug/L			03/07/24 13:55	1
Styrene	0.36	U	1.0	0.36	ug/L			03/07/24 13:55	1
1,1,1,2-Tetrachloroethane	0.58	U	1.0	0.58	ug/L			03/07/24 13:55	1
1,1,2,2-Tetrachloroethane	0.21	U	1.0	0.21	ug/L			03/07/24 13:55	1
Tetrachloroethene	0.40	U	1.0	0.40	ug/L			03/07/24 13:55	1
Toluene	0.32	U	1.0	0.32	ug/L			03/07/24 13:55	1
1,2,3-Trichlorobenzene	0.70	U	2.0	0.70	ug/L			03/07/24 13:55	1
1,2,4-Trichlorobenzene	0.58	U	1.0	0.58	ug/L			03/07/24 13:55	1
1,1,1-Trichloroethane	0.39	U	1.0	0.39	ug/L			03/07/24 13:55	1
1,1,2-Trichloroethane	0.27	U	1.0	0.27	ug/L			03/07/24 13:55	1
Trichloroethene	0.30	U	1.0	0.30	ug/L			03/07/24 13:55	1
Trichlorofluoromethane	0.57	U	1.0	0.57	ug/L			03/07/24 13:55	1
1,2,3-Trichloropropane	0.86	U	1.0	0.86	ug/L			03/07/24 13:55	1
1,2,4-Trimethylbenzene	0.15	U	1.0	0.15	ug/L			03/07/24 13:55	1
1,3,5-Trimethylbenzene	0.37	U	1.0	0.37	ug/L			03/07/24 13:55	1
Vinyl chloride	**1.4**	**J**	2.0	0.51	ug/L			03/07/24 13:55	1
Xylenes, Total	0.33	U	1.0	0.33	ug/L			03/07/24 13:55	1
1,2-Dibromoethane	0.40	U	1.0	0.40	ug/L			03/07/24 13:55	1

Surrogate	*%Recovery*	*Qualifier*	*Limits*	*Prepared*	*Analyzed*	*Dil Fac*
1,2-Dichloroethane-d4 (Surr)	*94*		*70 - 127*		*03/07/24 13:55*	*1*
Toluene-d8 (Surr)	*97*		*80 - 125*		*03/07/24 13:55*	*1*
4-Bromofluorobenzene (Surr)	*96*		*78 - 120*		*03/07/24 13:55*	*1*
Dibromofluoromethane (Surr)	*98*		*77 - 120*		*03/07/24 13:55*	*1*

Client Sample ID: PIN12-05.2402003-018 **Lab Sample ID: 280-188346-15**
Date Collected: 03/01/24 14:40 **Matrix: Water**
Date Received: 03/05/24 09:25

Analyte	Result	Qualifier	LOQ	DL	Unit	D	Prepared	Analyzed	Dil Fac
Acetone	6.6	U	15	6.6	ug/L			03/07/24 14:17	1
Benzene	0.31	U	1.0	0.31	ug/L			03/07/24 14:17	1
Bromobenzene	0.40	U	1.0	0.40	ug/L			03/07/24 14:17	1
Bromochloromethane	0.40	U	1.0	0.40	ug/L			03/07/24 14:17	1
Bromodichloromethane	0.39	U	1.0	0.39	ug/L			03/07/24 14:17	1
Bromoform	1.2	U	2.0	1.2	ug/L			03/07/24 14:17	1
Bromomethane	2.4	U	1.0	2.4	ug/L			03/07/24 14:17	1
2-Butanone (MEK)	6.0	U	5.0	6.0	ug/L			03/07/24 14:17	1
n-Butylbenzene	0.48	U	1.0	0.48	ug/L			03/07/24 14:17	1
sec-Butylbenzene	0.45	U	1.0	0.45	ug/L			03/07/24 14:17	1
tert-Butylbenzene	0.42	U	1.0	0.42	ug/L			03/07/24 14:17	1
Carbon disulfide	0.63	U	1.0	0.63	ug/L			03/07/24 14:17	1

Method: SW846 8260B - Volatile Organic Compounds (GC/MS) (Continued)

Client Sample ID: PIN12-05.2402003-018
Date Collected: 03/01/24 14:40
Date Received: 03/05/24 09:25

Lab Sample ID: 280-188346-15
Matrix: Water

Analyte	Result	Qualifier	LOQ	DL	Unit	D	Prepared	Analyzed	Dil Fac
Carbon tetrachloride	0.57	U	1.0	0.57	ug/L			03/07/24 14:17	1
Chlorobenzene	0.42	U	1.0	0.42	ug/L			03/07/24 14:17	1
Dibromochloromethane	0.62	U	2.0	0.62	ug/L			03/07/24 14:17	1
Chloroethane	1.4	U	1.0	1.4	ug/L			03/07/24 14:17	1
Chloroform	0.36	U	1.0	0.36	ug/L			03/07/24 14:17	1
Chloromethane	0.75	U	1.0	0.75	ug/L			03/07/24 14:17	1
2-Chlorotoluene	0.34	U	1.0	0.34	ug/L			03/07/24 14:17	1
4-Chlorotoluene	0.21	U	1.0	0.21	ug/L			03/07/24 14:17	1
1,2-Dibromo-3-Chloropropane	1.8	U	1.0	1.8	ug/L			03/07/24 14:17	1
Dibromomethane	0.34	U	1.0	0.34	ug/L			03/07/24 14:17	1
1,2-Dichlorobenzene	0.37	U	1.0	0.37	ug/L			03/07/24 14:17	1
1,3-Dichlorobenzene	0.33	U	1.0	0.33	ug/L			03/07/24 14:17	1
1,4-Dichlorobenzene	0.39	U	1.0	0.39	ug/L			03/07/24 14:17	1
Dichlorodifluoromethane	0.96	U	1.0	0.96	ug/L			03/07/24 14:17	1
1,1-Dichloroethane	0.22	U	1.0	0.22	ug/L			03/07/24 14:17	1
1,2-Dichloroethane	0.54	U	1.0	0.54	ug/L			03/07/24 14:17	1
cis-1,2-Dichloroethene	0.32	U	1.0	0.32	ug/L			03/07/24 14:17	1
trans-1,2-Dichloroethene	0.37	U	1.0	0.37	ug/L			03/07/24 14:17	1
1,1-Dichloroethene	0.23	U	1.0	0.23	ug/L			03/07/24 14:17	1
1,2-Dichloropropane	0.52	U	1.0	0.52	ug/L			03/07/24 14:17	1
1,3-Dichloropropane	0.38	U	1.0	0.38	ug/L			03/07/24 14:17	1
2,2-Dichloropropane	0.38	U	1.0	0.38	ug/L			03/07/24 14:17	1
cis-1,3-Dichloropropene	0.63	U	2.0	0.63	ug/L			03/07/24 14:17	1
trans-1,3-Dichloropropene	0.65	U	1.0	0.65	ug/L			03/07/24 14:17	1
1,1-Dichloropropene	0.42	U	1.0	0.42	ug/L			03/07/24 14:17	1
Ethylbenzene	0.30	U	1.0	0.30	ug/L			03/07/24 14:17	1
Hexachlorobutadiene	1.2	U	2.0	1.2	ug/L			03/07/24 14:17	1
2-Hexanone	1.7	U	5.0	1.7	ug/L			03/07/24 14:17	1
Isopropylbenzene	0.36	U	1.0	0.36	ug/L			03/07/24 14:17	1
4-Isopropyltoluene	0.43	U	1.0	0.43	ug/L			03/07/24 14:17	1
Methylene Chloride	0.94	U	1.0	0.94	ug/L			03/07/24 14:17	1
4-Methyl-2-pentanone	0.98	U	5.0	0.98	ug/L			03/07/24 14:17	1
Naphthalene	0.63	U	2.0	0.63	ug/L			03/07/24 14:17	1
n-Propylbenzene	0.53	U	1.0	0.53	ug/L			03/07/24 14:17	1
Styrene	0.36	U	1.0	0.36	ug/L			03/07/24 14:17	1
1,1,1,2-Tetrachloroethane	0.58	U	1.0	0.58	ug/L			03/07/24 14:17	1
1,1,2,2-Tetrachloroethane	0.21	U	1.0	0.21	ug/L			03/07/24 14:17	1
Tetrachloroethene	0.40	U	1.0	0.40	ug/L			03/07/24 14:17	1
Toluene	0.32	U	1.0	0.32	ug/L			03/07/24 14:17	1
1,2,3-Trichlorobenzene	0.70	U	2.0	0.70	ug/L			03/07/24 14:17	1
1,2,4-Trichlorobenzene	0.58	U	1.0	0.58	ug/L			03/07/24 14:17	1
1,1,1-Trichloroethane	0.39	U	1.0	0.39	ug/L			03/07/24 14:17	1
1,1,2-Trichloroethane	0.27	U	1.0	0.27	ug/L			03/07/24 14:17	1
Trichloroethene	0.30	U	1.0	0.30	ug/L			03/07/24 14:17	1
Trichlorofluoromethane	0.57	U	1.0	0.57	ug/L			03/07/24 14:17	1
1,2,3-Trichloropropane	0.86	U	1.0	0.86	ug/L			03/07/24 14:17	1
1,2,4-Trimethylbenzene	0.15	U	1.0	0.15	ug/L			03/07/24 14:17	1
1,3,5-Trimethylbenzene	0.37	U	1.0	0.37	ug/L			03/07/24 14:17	1
Vinyl chloride	0.51	U	2.0	0.51	ug/L			03/07/24 14:17	1

Method: SW846 8260B - Volatile Organic Compounds (GC/MS) (Continued)

Client Sample ID: PIN12-05.2402003-018 — **Lab Sample ID: 280-188346-15**
Date Collected: 03/01/24 14:40 — **Matrix: Water**
Date Received: 03/05/24 09:25

Analyte	Result	Qualifier	LOQ	DL	Unit	D	Prepared	Analyzed	Dil Fac
Xylenes, Total	0.33	U	1.0	0.33	ug/L			03/07/24 14:17	1
1,2-Dibromoethane	0.40	U	1.0	0.40	ug/L			03/07/24 14:17	1

Surrogate	*%Recovery*	*Qualifier*	*Limits*	*Prepared*	*Analyzed*	*Dil Fac*
1,2-Dichloroethane-d4 (Surr)	*93*		*70 - 127*		*03/07/24 14:17*	*1*
Toluene-d8 (Surr)	*97*		*80 - 125*		*03/07/24 14:17*	*1*
4-Bromofluorobenzene (Surr)	*97*		*78 - 120*		*03/07/24 14:17*	*1*
Dibromofluoromethane (Surr)	*101*		*77 - 120*		*03/07/24 14:17*	*1*

Client Sample ID: PIN12-05.2402003-032 — **Lab Sample ID: 280-188346-16**
Date Collected: 03/01/24 10:45 — **Matrix: Water**
Date Received: 03/05/24 09:25

Analyte	Result	Qualifier	LOQ	DL	Unit	D	Prepared	Analyzed	Dil Fac
Acetone	**13**	**J**	15	6.6	ug/L			03/07/24 14:38	1
Benzene	0.31	U	1.0	0.31	ug/L			03/07/24 14:38	1
Bromobenzene	0.40	U	1.0	0.40	ug/L			03/07/24 14:38	1
Bromochloromethane	0.40	U	1.0	0.40	ug/L			03/07/24 14:38	1
Bromodichloromethane	0.39	U	1.0	0.39	ug/L			03/07/24 14:38	1
Bromoform	1.2	U	2.0	1.2	ug/L			03/07/24 14:38	1
Bromomethane	2.4	U	1.0	2.4	ug/L			03/07/24 14:38	1
2-Butanone (MEK)	6.0	U	5.0	6.0	ug/L			03/07/24 14:38	1
n-Butylbenzene	0.48	U	1.0	0.48	ug/L			03/07/24 14:38	1
sec-Butylbenzene	0.45	U	1.0	0.45	ug/L			03/07/24 14:38	1
tert-Butylbenzene	0.42	U	1.0	0.42	ug/L			03/07/24 14:38	1
Carbon disulfide	0.63	U	1.0	0.63	ug/L			03/07/24 14:38	1
Carbon tetrachloride	0.57	U	1.0	0.57	ug/L			03/07/24 14:38	1
Chlorobenzene	0.42	U	1.0	0.42	ug/L			03/07/24 14:38	1
Dibromochloromethane	0.62	U	2.0	0.62	ug/L			03/07/24 14:38	1
Chloroethane	1.4	U	1.0	1.4	ug/L			03/07/24 14:38	1
Chloroform	0.36	U	1.0	0.36	ug/L			03/07/24 14:38	1
Chloromethane	0.75	U	1.0	0.75	ug/L			03/07/24 14:38	1
2-Chlorotoluene	0.34	U	1.0	0.34	ug/L			03/07/24 14:38	1
4-Chlorotoluene	0.21	U	1.0	0.21	ug/L			03/07/24 14:38	1
1,2-Dibromo-3-Chloropropane	1.8	U	1.0	1.8	ug/L			03/07/24 14:38	1
Dibromomethane	0.34	U	1.0	0.34	ug/L			03/07/24 14:38	1
1,2-Dichlorobenzene	0.37	U	1.0	0.37	ug/L			03/07/24 14:38	1
1,3-Dichlorobenzene	0.33	U	1.0	0.33	ug/L			03/07/24 14:38	1
1,4-Dichlorobenzene	0.39	U	1.0	0.39	ug/L			03/07/24 14:38	1
Dichlorodifluoromethane	0.96	U	1.0	0.96	ug/L			03/07/24 14:38	1
1,1-Dichloroethane	**4.7**		1.0	0.22	ug/L			03/07/24 14:38	1
1,2-Dichloroethane	0.54	U	1.0	0.54	ug/L			03/07/24 14:38	1
cis-1,2-Dichloroethene	0.32	U	1.0	0.32	ug/L			03/07/24 14:38	1
trans-1,2-Dichloroethene	**0.66**	**J**	1.0	0.37	ug/L			03/07/24 14:38	1
1,1-Dichloroethene	0.23	U	1.0	0.23	ug/L			03/07/24 14:38	1
1,2-Dichloropropane	0.52	U	1.0	0.52	ug/L			03/07/24 14:38	1
1,3-Dichloropropane	0.38	U	1.0	0.38	ug/L			03/07/24 14:38	1
2,2-Dichloropropane	0.38	U	1.0	0.38	ug/L			03/07/24 14:38	1
cis-1,3-Dichloropropene	0.63	U	2.0	0.63	ug/L			03/07/24 14:38	1
trans-1,3-Dichloropropene	0.65	U	1.0	0.65	ug/L			03/07/24 14:38	1
1,1-Dichloropropene	0.42	U	1.0	0.42	ug/L			03/07/24 14:38	1

Method: SW846 8260B - Volatile Organic Compounds (GC/MS) (Continued)

Client Sample ID: PIN12-05.2402003-032 — **Lab Sample ID: 280-188346-16**
Date Collected: 03/01/24 10:45 — **Matrix: Water**
Date Received: 03/05/24 09:25

Analyte	Result	Qualifier	LOQ	DL	Unit	D	Prepared	Analyzed	Dil Fac
Ethylbenzene	0.30	U	1.0	0.30	ug/L			03/07/24 14:38	1
Hexachlorobutadiene	1.2	U	2.0	1.2	ug/L			03/07/24 14:38	1
2-Hexanone	1.7	U	5.0	1.7	ug/L			03/07/24 14:38	1
Isopropylbenzene	0.36	U	1.0	0.36	ug/L			03/07/24 14:38	1
4-Isopropyltoluene	0.43	U	1.0	0.43	ug/L			03/07/24 14:38	1
Methylene Chloride	0.94	U	1.0	0.94	ug/L			03/07/24 14:38	1
4-Methyl-2-pentanone	0.98	U	5.0	0.98	ug/L			03/07/24 14:38	1
Naphthalene	0.63	U	2.0	0.63	ug/L			03/07/24 14:38	1
n-Propylbenzene	0.53	U	1.0	0.53	ug/L			03/07/24 14:38	1
Styrene	0.36	U	1.0	0.36	ug/L			03/07/24 14:38	1
1,1,1,2-Tetrachloroethane	0.58	U	1.0	0.58	ug/L			03/07/24 14:38	1
1,1,2,2-Tetrachloroethane	0.21	U	1.0	0.21	ug/L			03/07/24 14:38	1
Tetrachloroethene	0.40	U	1.0	0.40	ug/L			03/07/24 14:38	1
Toluene	0.32	U	1.0	0.32	ug/L			03/07/24 14:38	1
1,2,3-Trichlorobenzene	0.70	U	2.0	0.70	ug/L			03/07/24 14:38	1
1,2,4-Trichlorobenzene	0.58	U	1.0	0.58	ug/L			03/07/24 14:38	1
1,1,1-Trichloroethane	0.39	U	1.0	0.39	ug/L			03/07/24 14:38	1
1,1,2-Trichloroethane	0.27	U	1.0	0.27	ug/L			03/07/24 14:38	1
Trichloroethene	0.30	U	1.0	0.30	ug/L			03/07/24 14:38	1
Trichlorofluoromethane	0.57	U	1.0	0.57	ug/L			03/07/24 14:38	1
1,2,3-Trichloropropane	0.86	U	1.0	0.86	ug/L			03/07/24 14:38	1
1,2,4-Trimethylbenzene	0.15	U	1.0	0.15	ug/L			03/07/24 14:38	1
1,3,5-Trimethylbenzene	0.37	U	1.0	0.37	ug/L			03/07/24 14:38	1
Vinyl chloride	**0.98**	**J**	2.0	0.51	ug/L			03/07/24 14:38	1
Xylenes, Total	0.33	U	1.0	0.33	ug/L			03/07/24 14:38	1
1,2-Dibromoethane	0.40	U	1.0	0.40	ug/L			03/07/24 14:38	1

Surrogate	*%Recovery*	*Qualifier*	*Limits*	*Prepared*	*Analyzed*	*Dil Fac*
1,2-Dichloroethane-d4 (Surr)	*96*		*70 - 127*		*03/07/24 14:38*	*1*
Toluene-d8 (Surr)	*99*		*80 - 125*		*03/07/24 14:38*	*1*
4-Bromofluorobenzene (Surr)	*96*		*78 - 120*		*03/07/24 14:38*	*1*
Dibromofluoromethane (Surr)	*99*		*77 - 120*		*03/07/24 14:38*	*1*

Client Sample ID: PIN12-05.2402003-033 — **Lab Sample ID: 280-188346-17**
Date Collected: 03/01/24 11:15 — **Matrix: Water**
Date Received: 03/05/24 09:25

Analyte	Result	Qualifier	LOQ	DL	Unit	D	Prepared	Analyzed	Dil Fac
Acetone	6.6	U	15	6.6	ug/L			03/07/24 14:59	1
Benzene	0.31	U	1.0	0.31	ug/L			03/07/24 14:59	1
Bromobenzene	0.40	U	1.0	0.40	ug/L			03/07/24 14:59	1
Bromochloromethane	0.40	U	1.0	0.40	ug/L			03/07/24 14:59	1
Bromodichloromethane	0.39	U	1.0	0.39	ug/L			03/07/24 14:59	1
Bromoform	1.2	U	2.0	1.2	ug/L			03/07/24 14:59	1
Bromomethane	2.4	U	1.0	2.4	ug/L			03/07/24 14:59	1
2-Butanone (MEK)	6.0	U	5.0	6.0	ug/L			03/07/24 14:59	1
n-Butylbenzene	0.48	U	1.0	0.48	ug/L			03/07/24 14:59	1
sec-Butylbenzene	0.45	U	1.0	0.45	ug/L			03/07/24 14:59	1
tert-Butylbenzene	0.42	U	1.0	0.42	ug/L			03/07/24 14:59	1
Carbon disulfide	0.63	U	1.0	0.63	ug/L			03/07/24 14:59	1
Carbon tetrachloride	0.57	U	1.0	0.57	ug/L			03/07/24 14:59	1

Method: SW846 8260B - Volatile Organic Compounds (GC/MS) (Continued)

Client Sample ID: PIN12-05.2402003-033
Date Collected: 03/01/24 11:15
Date Received: 03/05/24 09:25

Lab Sample ID: 280-188346-17
Matrix: Water

Analyte	Result	Qualifier	LOQ	DL	Unit	D	Prepared	Analyzed	Dil Fac
Chlorobenzene	0.42	U	1.0	0.42	ug/L			03/07/24 14:59	1
Dibromochloromethane	0.62	U	2.0	0.62	ug/L			03/07/24 14:59	1
Chloroethane	1.4	U	1.0	1.4	ug/L			03/07/24 14:59	1
Chloroform	0.36	U	1.0	0.36	ug/L			03/07/24 14:59	1
Chloromethane	0.75	U	1.0	0.75	ug/L			03/07/24 14:59	1
2-Chlorotoluene	0.34	U	1.0	0.34	ug/L			03/07/24 14:59	1
4-Chlorotoluene	0.21	U	1.0	0.21	ug/L			03/07/24 14:59	1
1,2-Dibromo-3-Chloropropane	1.8	U	1.0	1.8	ug/L			03/07/24 14:59	1
Dibromomethane	0.34	U	1.0	0.34	ug/L			03/07/24 14:59	1
1,2-Dichlorobenzene	0.37	U	1.0	0.37	ug/L			03/07/24 14:59	1
1,3-Dichlorobenzene	0.33	U	1.0	0.33	ug/L			03/07/24 14:59	1
1,4-Dichlorobenzene	0.39	U	1.0	0.39	ug/L			03/07/24 14:59	1
Dichlorodifluoromethane	0.96	U	1.0	0.96	ug/L			03/07/24 14:59	1
1,1-Dichloroethane	**6.0**		1.0	0.22	ug/L			03/07/24 14:59	1
1,2-Dichloroethane	0.54	U	1.0	0.54	ug/L			03/07/24 14:59	1
cis-1,2-Dichloroethene	0.32	U	1.0	0.32	ug/L			03/07/24 14:59	1
trans-1,2-Dichloroethene	**4.2**		1.0	0.37	ug/L			03/07/24 14:59	1
1,1-Dichloroethene	0.23	U	1.0	0.23	ug/L			03/07/24 14:59	1
1,2-Dichloropropane	0.52	U	1.0	0.52	ug/L			03/07/24 14:59	1
1,3-Dichloropropane	0.38	U	1.0	0.38	ug/L			03/07/24 14:59	1
2,2-Dichloropropane	0.38	U	1.0	0.38	ug/L			03/07/24 14:59	1
cis-1,3-Dichloropropene	0.63	U	2.0	0.63	ug/L			03/07/24 14:59	1
trans-1,3-Dichloropropene	0.65	U	1.0	0.65	ug/L			03/07/24 14:59	1
1,1-Dichloropropene	0.42	U	1.0	0.42	ug/L			03/07/24 14:59	1
Ethylbenzene	0.30	U	1.0	0.30	ug/L			03/07/24 14:59	1
Hexachlorobutadiene	1.2	U	2.0	1.2	ug/L			03/07/24 14:59	1
2-Hexanone	1.7	U	5.0	1.7	ug/L			03/07/24 14:59	1
Isopropylbenzene	0.36	U	1.0	0.36	ug/L			03/07/24 14:59	1
4-Isopropyltoluene	0.43	U	1.0	0.43	ug/L			03/07/24 14:59	1
Methylene Chloride	0.94	U	1.0	0.94	ug/L			03/07/24 14:59	1
4-Methyl-2-pentanone	0.98	U	5.0	0.98	ug/L			03/07/24 14:59	1
Naphthalene	0.63	U	2.0	0.63	ug/L			03/07/24 14:59	1
n-Propylbenzene	0.53	U	1.0	0.53	ug/L			03/07/24 14:59	1
Styrene	0.36	U	1.0	0.36	ug/L			03/07/24 14:59	1
1,1,1,2-Tetrachloroethane	0.58	U	1.0	0.58	ug/L			03/07/24 14:59	1
1,1,2,2-Tetrachloroethane	0.21	U	1.0	0.21	ug/L			03/07/24 14:59	1
Tetrachloroethene	0.40	U	1.0	0.40	ug/L			03/07/24 14:59	1
Toluene	0.32	U	1.0	0.32	ug/L			03/07/24 14:59	1
1,2,3-Trichlorobenzene	0.70	U	2.0	0.70	ug/L			03/07/24 14:59	1
1,2,4-Trichlorobenzene	0.58	U	1.0	0.58	ug/L			03/07/24 14:59	1
1,1,1-Trichloroethane	0.39	U	1.0	0.39	ug/L			03/07/24 14:59	1
1,1,2-Trichloroethane	0.27	U	1.0	0.27	ug/L			03/07/24 14:59	1
Trichloroethene	0.30	U	1.0	0.30	ug/L			03/07/24 14:59	1
Trichlorofluoromethane	0.57	U	1.0	0.57	ug/L			03/07/24 14:59	1
1,2,3-Trichloropropane	0.86	U	1.0	0.86	ug/L			03/07/24 14:59	1
1,2,4-Trimethylbenzene	0.15	U	1.0	0.15	ug/L			03/07/24 14:59	1
1,3,5-Trimethylbenzene	0.37	U	1.0	0.37	ug/L			03/07/24 14:59	1
Vinyl chloride	0.51	U	2.0	0.51	ug/L			03/07/24 14:59	1
Xylenes, Total	0.33	U	1.0	0.33	ug/L			03/07/24 14:59	1

Method: SW846 8260B - Volatile Organic Compounds (GC/MS) (Continued)

Client Sample ID: PIN12-05.2402003-033 — **Lab Sample ID: 280-188346-17**
Date Collected: 03/01/24 11:15 — **Matrix: Water**
Date Received: 03/05/24 09:25

Analyte	Result	Qualifier	LOQ	DL	Unit	D	Prepared	Analyzed	Dil Fac
1,2-Dibromoethane	0.40	U	1.0	0.40	ug/L			03/07/24 14:59	1

Surrogate	*%Recovery*	*Qualifier*	*Limits*	*Prepared*	*Analyzed*	*Dil Fac*
1,2-Dichloroethane-d4 (Surr)	*94*		*70 - 127*		*03/07/24 14:59*	*1*
Toluene-d8 (Surr)	*98*		*80 - 125*		*03/07/24 14:59*	*1*
4-Bromofluorobenzene (Surr)	*95*		*78 - 120*		*03/07/24 14:59*	*1*
Dibromofluoromethane (Surr)	*99*		*77 - 120*		*03/07/24 14:59*	*1*

Client Sample ID: PIN12-05.2402003-034 — **Lab Sample ID: 280-188346-18**
Date Collected: 03/01/24 12:00 — **Matrix: Water**
Date Received: 03/05/24 09:25

Analyte	Result	Qualifier	LOQ	DL	Unit	D	Prepared	Analyzed	Dil Fac
Acetone	6.6	U	15	6.6	ug/L			03/07/24 15:20	1
Benzene	0.31	U	1.0	0.31	ug/L			03/07/24 15:20	1
Bromobenzene	0.40	U	1.0	0.40	ug/L			03/07/24 15:20	1
Bromochloromethane	0.40	U	1.0	0.40	ug/L			03/07/24 15:20	1
Bromodichloromethane	0.39	U	1.0	0.39	ug/L			03/07/24 15:20	1
Bromoform	1.2	U	2.0	1.2	ug/L			03/07/24 15:20	1
Bromomethane	2.4	U	1.0	2.4	ug/L			03/07/24 15:20	1
2-Butanone (MEK)	6.0	U	5.0	6.0	ug/L			03/07/24 15:20	1
n-Butylbenzene	0.48	U	1.0	0.48	ug/L			03/07/24 15:20	1
sec-Butylbenzene	0.45	U	1.0	0.45	ug/L			03/07/24 15:20	1
tert-Butylbenzene	0.42	U	1.0	0.42	ug/L			03/07/24 15:20	1
Carbon disulfide	0.63	U	1.0	0.63	ug/L			03/07/24 15:20	1
Carbon tetrachloride	0.57	U	1.0	0.57	ug/L			03/07/24 15:20	1
Chlorobenzene	0.42	U	1.0	0.42	ug/L			03/07/24 15:20	1
Dibromochloromethane	0.62	U	2.0	0.62	ug/L			03/07/24 15:20	1
Chloroethane	1.4	U	1.0	1.4	ug/L			03/07/24 15:20	1
Chloroform	0.36	U	1.0	0.36	ug/L			03/07/24 15:20	1
Chloromethane	0.75	U	1.0	0.75	ug/L			03/07/24 15:20	1
2-Chlorotoluene	0.34	U	1.0	0.34	ug/L			03/07/24 15:20	1
4-Chlorotoluene	0.21	U	1.0	0.21	ug/L			03/07/24 15:20	1
1,2-Dibromo-3-Chloropropane	1.8	U	1.0	1.8	ug/L			03/07/24 15:20	1
Dibromomethane	0.34	U	1.0	0.34	ug/L			03/07/24 15:20	1
1,2-Dichlorobenzene	0.37	U	1.0	0.37	ug/L			03/07/24 15:20	1
1,3-Dichlorobenzene	0.33	U	1.0	0.33	ug/L			03/07/24 15:20	1
1,4-Dichlorobenzene	0.39	U	1.0	0.39	ug/L			03/07/24 15:20	1
Dichlorodifluoromethane	0.96	U	1.0	0.96	ug/L			03/07/24 15:20	1
1,1-Dichloroethane	**1.1**		1.0	0.22	ug/L			03/07/24 15:20	1
1,2-Dichloroethane	0.54	U	1.0	0.54	ug/L			03/07/24 15:20	1
cis-1,2-Dichloroethene	0.32	U	1.0	0.32	ug/L			03/07/24 15:20	1
trans-1,2-Dichloroethene	0.37	U	1.0	0.37	ug/L			03/07/24 15:20	1
1,1-Dichloroethene	0.23	U	1.0	0.23	ug/L			03/07/24 15:20	1
1,2-Dichloropropane	0.52	U	1.0	0.52	ug/L			03/07/24 15:20	1
1,3-Dichloropropane	0.38	U	1.0	0.38	ug/L			03/07/24 15:20	1
2,2-Dichloropropane	0.38	U	1.0	0.38	ug/L			03/07/24 15:20	1
cis-1,3-Dichloropropene	0.63	U	2.0	0.63	ug/L			03/07/24 15:20	1
trans-1,3-Dichloropropene	0.65	U	1.0	0.65	ug/L			03/07/24 15:20	1
1,1-Dichloropropene	0.42	U	1.0	0.42	ug/L			03/07/24 15:20	1
Ethylbenzene	0.30	U	1.0	0.30	ug/L			03/07/24 15:20	1

Method: SW846 8260B - Volatile Organic Compounds (GC/MS) (Continued)

Client Sample ID: PIN12-05.2402003-034 — **Lab Sample ID: 280-188346-18**
Date Collected: 03/01/24 12:00 — **Matrix: Water**
Date Received: 03/05/24 09:25

Analyte	Result	Qualifier	LOQ	DL	Unit	D	Prepared	Analyzed	Dil Fac
Hexachlorobutadiene	1.2	U	2.0	1.2	ug/L			03/07/24 15:20	1
2-Hexanone	1.7	U	5.0	1.7	ug/L			03/07/24 15:20	1
Isopropylbenzene	0.36	U	1.0	0.36	ug/L			03/07/24 15:20	1
4-Isopropyltoluene	0.43	U	1.0	0.43	ug/L			03/07/24 15:20	1
Methylene Chloride	0.94	U	1.0	0.94	ug/L			03/07/24 15:20	1
4-Methyl-2-pentanone	0.98	U	5.0	0.98	ug/L			03/07/24 15:20	1
Naphthalene	0.63	U	2.0	0.63	ug/L			03/07/24 15:20	1
n-Propylbenzene	0.53	U	1.0	0.53	ug/L			03/07/24 15:20	1
Styrene	0.36	U	1.0	0.36	ug/L			03/07/24 15:20	1
1,1,1,2-Tetrachloroethane	0.58	U	1.0	0.58	ug/L			03/07/24 15:20	1
1,1,2,2-Tetrachloroethane	0.21	U	1.0	0.21	ug/L			03/07/24 15:20	1
Tetrachloroethene	0.40	U	1.0	0.40	ug/L			03/07/24 15:20	1
Toluene	**0.45**	**J**	1.0	0.32	ug/L			03/07/24 15:20	1
1,2,3-Trichlorobenzene	0.70	U	2.0	0.70	ug/L			03/07/24 15:20	1
1,2,4-Trichlorobenzene	0.58	U	1.0	0.58	ug/L			03/07/24 15:20	1
1,1,1-Trichloroethane	0.39	U	1.0	0.39	ug/L			03/07/24 15:20	1
1,1,2-Trichloroethane	0.27	U	1.0	0.27	ug/L			03/07/24 15:20	1
Trichloroethene	0.30	U	1.0	0.30	ug/L			03/07/24 15:20	1
Trichlorofluoromethane	0.57	U	1.0	0.57	ug/L			03/07/24 15:20	1
1,2,3-Trichloropropane	0.86	U	1.0	0.86	ug/L			03/07/24 15:20	1
1,2,4-Trimethylbenzene	0.15	U	1.0	0.15	ug/L			03/07/24 15:20	1
1,3,5-Trimethylbenzene	0.37	U	1.0	0.37	ug/L			03/07/24 15:20	1
Vinyl chloride	0.51	U	2.0	0.51	ug/L			03/07/24 15:20	1
Xylenes, Total	0.33	U	1.0	0.33	ug/L			03/07/24 15:20	1
1,2-Dibromoethane	0.40	U	1.0	0.40	ug/L			03/07/24 15:20	1

Surrogate	*%Recovery*	*Qualifier*	*Limits*	*Prepared*	*Analyzed*	*Dil Fac*
1,2-Dichloroethane-d4 (Surr)	*96*		*70 - 127*		*03/07/24 15:20*	*1*
Toluene-d8 (Surr)	*97*		*80 - 125*		*03/07/24 15:20*	*1*
4-Bromofluorobenzene (Surr)	*96*		*78 - 120*		*03/07/24 15:20*	*1*
Dibromofluoromethane (Surr)	*100*		*77 - 120*		*03/07/24 15:20*	*1*

Client Sample ID: PIN12-05.2402003-035 — **Lab Sample ID: 280-188346-19**
Date Collected: 03/01/24 14:15 — **Matrix: Water**
Date Received: 03/05/24 09:25

Analyte	Result	Qualifier	LOQ	DL	Unit	D	Prepared	Analyzed	Dil Fac
Acetone	6.6	U	15	6.6	ug/L			03/07/24 15:42	1
Benzene	0.31	U	1.0	0.31	ug/L			03/07/24 15:42	1
Bromobenzene	0.40	U	1.0	0.40	ug/L			03/07/24 15:42	1
Bromochloromethane	0.40	U	1.0	0.40	ug/L			03/07/24 15:42	1
Bromodichloromethane	0.39	U	1.0	0.39	ug/L			03/07/24 15:42	1
Bromoform	1.2	U	2.0	1.2	ug/L			03/07/24 15:42	1
Bromomethane	2.4	U	1.0	2.4	ug/L			03/07/24 15:42	1
2-Butanone (MEK)	6.0	U	5.0	6.0	ug/L			03/07/24 15:42	1
n-Butylbenzene	0.48	U	1.0	0.48	ug/L			03/07/24 15:42	1
sec-Butylbenzene	0.45	U	1.0	0.45	ug/L			03/07/24 15:42	1
tert-Butylbenzene	0.42	U	1.0	0.42	ug/L			03/07/24 15:42	1
Carbon disulfide	0.63	U	1.0	0.63	ug/L			03/07/24 15:42	1
Carbon tetrachloride	0.57	U	1.0	0.57	ug/L			03/07/24 15:42	1
Chlorobenzene	0.42	U	1.0	0.42	ug/L			03/07/24 15:42	1

Method: SW846 8260B - Volatile Organic Compounds (GC/MS) (Continued)

Client Sample ID: PIN12-05.2402003-035
Date Collected: 03/01/24 14:15
Date Received: 03/05/24 09:25

Lab Sample ID: 280-188346-19
Matrix: Water

Analyte	Result	Qualifier	LOQ	DL	Unit	D	Prepared	Analyzed	Dil Fac
Dibromochloromethane	0.62	U	2.0	0.62	ug/L			03/07/24 15:42	1
Chloroethane	1.4	U	1.0	1.4	ug/L			03/07/24 15:42	1
Chloroform	0.36	U	1.0	0.36	ug/L			03/07/24 15:42	1
Chloromethane	0.75	U	1.0	0.75	ug/L			03/07/24 15:42	1
2-Chlorotoluene	0.34	U	1.0	0.34	ug/L			03/07/24 15:42	1
4-Chlorotoluene	0.21	U	1.0	0.21	ug/L			03/07/24 15:42	1
1,2-Dibromo-3-Chloropropane	1.8	U	1.0	1.8	ug/L			03/07/24 15:42	1
Dibromomethane	0.34	U	1.0	0.34	ug/L			03/07/24 15:42	1
1,2-Dichlorobenzene	0.37	U	1.0	0.37	ug/L			03/07/24 15:42	1
1,3-Dichlorobenzene	0.33	U	1.0	0.33	ug/L			03/07/24 15:42	1
1,4-Dichlorobenzene	0.39	U	1.0	0.39	ug/L			03/07/24 15:42	1
Dichlorodifluoromethane	0.96	U	1.0	0.96	ug/L			03/07/24 15:42	1
1,1-Dichloroethane	**0.71**	**J**	1.0	0.22	ug/L			03/07/24 15:42	1
1,2-Dichloroethane	0.54	U	1.0	0.54	ug/L			03/07/24 15:42	1
cis-1,2-Dichloroethene	**0.35**	**J**	1.0	0.32	ug/L			03/07/24 15:42	1
trans-1,2-Dichloroethene	0.37	U	1.0	0.37	ug/L			03/07/24 15:42	1
1,1-Dichloroethene	0.23	U	1.0	0.23	ug/L			03/07/24 15:42	1
1,2-Dichloropropane	0.52	U	1.0	0.52	ug/L			03/07/24 15:42	1
1,3-Dichloropropane	0.38	U	1.0	0.38	ug/L			03/07/24 15:42	1
2,2-Dichloropropane	0.38	U	1.0	0.38	ug/L			03/07/24 15:42	1
cis-1,3-Dichloropropene	0.63	U	2.0	0.63	ug/L			03/07/24 15:42	1
trans-1,3-Dichloropropene	0.65	U	1.0	0.65	ug/L			03/07/24 15:42	1
1,1-Dichloropropene	0.42	U	1.0	0.42	ug/L			03/07/24 15:42	1
Ethylbenzene	0.30	U	1.0	0.30	ug/L			03/07/24 15:42	1
Hexachlorobutadiene	1.2	U	2.0	1.2	ug/L			03/07/24 15:42	1
2-Hexanone	1.7	U	5.0	1.7	ug/L			03/07/24 15:42	1
Isopropylbenzene	0.36	U	1.0	0.36	ug/L			03/07/24 15:42	1
4-Isopropyltoluene	0.43	U	1.0	0.43	ug/L			03/07/24 15:42	1
Methylene Chloride	0.94	U	1.0	0.94	ug/L			03/07/24 15:42	1
4-Methyl-2-pentanone	0.98	U	5.0	0.98	ug/L			03/07/24 15:42	1
Naphthalene	0.63	U	2.0	0.63	ug/L			03/07/24 15:42	1
n-Propylbenzene	0.53	U	1.0	0.53	ug/L			03/07/24 15:42	1
Styrene	0.36	U	1.0	0.36	ug/L			03/07/24 15:42	1
1,1,1,2-Tetrachloroethane	0.58	U	1.0	0.58	ug/L			03/07/24 15:42	1
1,1,2,2-Tetrachloroethane	0.21	U	1.0	0.21	ug/L			03/07/24 15:42	1
Tetrachloroethene	0.40	U	1.0	0.40	ug/L			03/07/24 15:42	1
Toluene	0.32	U	1.0	0.32	ug/L			03/07/24 15:42	1
1,2,3-Trichlorobenzene	0.70	U	2.0	0.70	ug/L			03/07/24 15:42	1
1,2,4-Trichlorobenzene	0.58	U	1.0	0.58	ug/L			03/07/24 15:42	1
1,1,1-Trichloroethane	0.39	U	1.0	0.39	ug/L			03/07/24 15:42	1
1,1,2-Trichloroethane	0.27	U	1.0	0.27	ug/L			03/07/24 15:42	1
Trichloroethene	0.30	U	1.0	0.30	ug/L			03/07/24 15:42	1
Trichlorofluoromethane	0.57	U	1.0	0.57	ug/L			03/07/24 15:42	1
1,2,3-Trichloropropane	0.86	U	1.0	0.86	ug/L			03/07/24 15:42	1
1,2,4-Trimethylbenzene	0.15	U	1.0	0.15	ug/L			03/07/24 15:42	1
1,3,5-Trimethylbenzene	0.37	U	1.0	0.37	ug/L			03/07/24 15:42	1
Vinyl chloride	0.51	U	2.0	0.51	ug/L			03/07/24 15:42	1
Xylenes, Total	0.33	U	1.0	0.33	ug/L			03/07/24 15:42	1
1,2-Dibromoethane	0.40	U	1.0	0.40	ug/L			03/07/24 15:42	1

Method: SW846 8260B - Volatile Organic Compounds (GC/MS) (Continued)

Surrogate	%Recovery	Qualifier	Limits	Prepared	Analyzed	Dil Fac
1,2-Dichloroethane-d4 (Surr)	92		70 - 127		03/07/24 15:42	1
Toluene-d8 (Surr)	98		80 - 125		03/07/24 15:42	1
4-Bromofluorobenzene (Surr)	94		78 - 120		03/07/24 15:42	1
Dibromofluoromethane (Surr)	97		77 - 120		03/07/24 15:42	1

Client Sample ID: PIN12-05.2402003-036 **Lab Sample ID: 280-188346-20**
Date Collected: 03/01/24 14:20 **Matrix: Water**
Date Received: 03/05/24 09:25

Analyte	Result	Qualifier	LOQ	DL	Unit	D	Prepared	Analyzed	Dil Fac
Acetone	26	U	60	26	ug/L			03/07/24 12:54	4
Benzene	1.2	U	4.0	1.2	ug/L			03/07/24 12:54	4
Bromobenzene	1.6	U	4.0	1.6	ug/L			03/07/24 12:54	4
Bromochloromethane	1.6	U	4.0	1.6	ug/L			03/07/24 12:54	4
Bromodichloromethane	1.5	U	4.0	1.5	ug/L			03/07/24 12:54	4
Bromoform	4.8	U	8.0	4.8	ug/L			03/07/24 12:54	4
Bromomethane	9.4	U	4.0	9.4	ug/L			03/07/24 12:54	4
2-Butanone (MEK)	24	U	20	24	ug/L			03/07/24 12:54	4
n-Butylbenzene	1.9	U	4.0	1.9	ug/L			03/07/24 12:54	4
sec-Butylbenzene	1.8	U	4.0	1.8	ug/L			03/07/24 12:54	4
tert-Butylbenzene	1.7	U	4.0	1.7	ug/L			03/07/24 12:54	4
Carbon disulfide	2.5	U	4.0	2.5	ug/L			03/07/24 12:54	4
Carbon tetrachloride	2.3	U	4.0	2.3	ug/L			03/07/24 12:54	4
Chlorobenzene	1.7	U	4.0	1.7	ug/L			03/07/24 12:54	4
Dibromochloromethane	2.5	U	8.0	2.5	ug/L			03/07/24 12:54	4
Chloroethane	5.5	U	4.0	5.5	ug/L			03/07/24 12:54	4
Chloroform	1.4	U	4.0	1.4	ug/L			03/07/24 12:54	4
Chloromethane	3.0	U	4.0	3.0	ug/L			03/07/24 12:54	4
2-Chlorotoluene	1.4	U	4.0	1.4	ug/L			03/07/24 12:54	4
4-Chlorotoluene	0.84	U	4.0	0.84	ug/L			03/07/24 12:54	4
1,2-Dibromo-3-Chloropropane	7.0	U	4.0	7.0	ug/L			03/07/24 12:54	4
Dibromomethane	1.4	U	4.0	1.4	ug/L			03/07/24 12:54	4
1,2-Dichlorobenzene	1.5	U	4.0	1.5	ug/L			03/07/24 12:54	4
1,3-Dichlorobenzene	1.3	U	4.0	1.3	ug/L			03/07/24 12:54	4
1,4-Dichlorobenzene	1.6	U	4.0	1.6	ug/L			03/07/24 12:54	4
Dichlorodifluoromethane	3.8	U	4.0	3.8	ug/L			03/07/24 12:54	4
1,1-Dichloroethane	**3.1**	**J**	4.0	0.88	ug/L			03/07/24 12:54	4
1,2-Dichloroethane	2.2	U	4.0	2.2	ug/L			03/07/24 12:54	4
cis-1,2-Dichloroethene	**1.9**	**J**	4.0	1.3	ug/L			03/07/24 12:54	4
trans-1,2-Dichloroethene	1.5	U	4.0	1.5	ug/L			03/07/24 12:54	4
1,1-Dichloroethene	0.92	U	4.0	0.92	ug/L			03/07/24 12:54	4
1,2-Dichloropropane	2.1	U	4.0	2.1	ug/L			03/07/24 12:54	4
1,3-Dichloropropane	1.5	U	4.0	1.5	ug/L			03/07/24 12:54	4
2,2-Dichloropropane	1.5	U	4.0	1.5	ug/L			03/07/24 12:54	4
cis-1,3-Dichloropropene	2.5	U	8.0	2.5	ug/L			03/07/24 12:54	4
trans-1,3-Dichloropropene	2.6	U	4.0	2.6	ug/L			03/07/24 12:54	4
1,1-Dichloropropene	1.7	U	4.0	1.7	ug/L			03/07/24 12:54	4
Ethylbenzene	1.2	U	4.0	1.2	ug/L			03/07/24 12:54	4
Hexachlorobutadiene	4.7	U	8.0	4.7	ug/L			03/07/24 12:54	4
2-Hexanone	6.8	U	20	6.8	ug/L			03/07/24 12:54	4
Isopropylbenzene	1.5	U	4.0	1.5	ug/L			03/07/24 12:54	4
4-Isopropyltoluene	1.7	U	4.0	1.7	ug/L			03/07/24 12:54	4
Methylene Chloride	3.8	U	4.0	3.8	ug/L			03/07/24 12:54	4

Method: SW846 8260B - Volatile Organic Compounds (GC/MS) (Continued)

Client Sample ID: PIN12-05.2402003-036
Date Collected: 03/01/24 14:20
Date Received: 03/05/24 09:25

Lab Sample ID: 280-188346-20
Matrix: Water

Analyte	Result	Qualifier	LOQ	DL	Unit	D	Prepared	Analyzed	Dil Fac
4-Methyl-2-pentanone	3.9	U	20	3.9	ug/L			03/07/24 12:54	4
Naphthalene	2.5	U	8.0	2.5	ug/L			03/07/24 12:54	4
n-Propylbenzene	2.1	U	4.0	2.1	ug/L			03/07/24 12:54	4
Styrene	1.4	U	4.0	1.4	ug/L			03/07/24 12:54	4
1,1,1,2-Tetrachloroethane	2.3	U	4.0	2.3	ug/L			03/07/24 12:54	4
1,1,2,2-Tetrachloroethane	0.84	U	4.0	0.84	ug/L			03/07/24 12:54	4
Tetrachloroethene	1.6	U	4.0	1.6	ug/L			03/07/24 12:54	4
Toluene	1.3	U	4.0	1.3	ug/L			03/07/24 12:54	4
1,2,3-Trichlorobenzene	2.8	U	8.0	2.8	ug/L			03/07/24 12:54	4
1,2,4-Trichlorobenzene	2.3	U	4.0	2.3	ug/L			03/07/24 12:54	4
1,1,1-Trichloroethane	1.6	U	4.0	1.6	ug/L			03/07/24 12:54	4
1,1,2-Trichloroethane	1.1	U	4.0	1.1	ug/L			03/07/24 12:54	4
Trichloroethene	1.2	U	4.0	1.2	ug/L			03/07/24 12:54	4
Trichlorofluoromethane	2.3	U	4.0	2.3	ug/L			03/07/24 12:54	4
1,2,3-Trichloropropane	3.4	U	4.0	3.4	ug/L			03/07/24 12:54	4
1,2,4-Trimethylbenzene	0.60	U	4.0	0.60	ug/L			03/07/24 12:54	4
1,3,5-Trimethylbenzene	1.5	U	4.0	1.5	ug/L			03/07/24 12:54	4
Vinyl chloride	**2.9**	**J**	8.0	2.0	ug/L			03/07/24 12:54	4
Xylenes, Total	1.3	U	4.0	1.3	ug/L			03/07/24 12:54	4
1,2-Dibromoethane	1.6	U	4.0	1.6	ug/L			03/07/24 12:54	4

Surrogate	*%Recovery*	*Qualifier*	*Limits*	*Prepared*	*Analyzed*	*Dil Fac*
1,2-Dichloroethane-d4 (Surr)	*91*		*70 - 127*		*03/07/24 12:54*	*4*
Toluene-d8 (Surr)	*93*		*80 - 125*		*03/07/24 12:54*	*4*
4-Bromofluorobenzene (Surr)	*93*		*78 - 120*		*03/07/24 12:54*	*4*
Dibromofluoromethane (Surr)	*103*		*77 - 120*		*03/07/24 12:54*	*4*

Client Sample ID: PIN12-05.2402003-037
Date Collected: 03/01/24 15:00
Date Received: 03/05/24 09:25

Lab Sample ID: 280-188346-21
Matrix: Water

Analyte	Result	Qualifier	LOQ	DL	Unit	D	Prepared	Analyzed	Dil Fac
Acetone	26	U	60	26	ug/L			03/07/24 14:18	4
Benzene	1.2	U	4.0	1.2	ug/L			03/07/24 14:18	4
Bromobenzene	1.6	U	4.0	1.6	ug/L			03/07/24 14:18	4
Bromochloromethane	1.6	U	4.0	1.6	ug/L			03/07/24 14:18	4
Bromodichloromethane	1.5	U	4.0	1.5	ug/L			03/07/24 14:18	4
Bromoform	4.8	U	8.0	4.8	ug/L			03/07/24 14:18	4
Bromomethane	9.4	U	4.0	9.4	ug/L			03/07/24 14:18	4
2-Butanone (MEK)	24	U	20	24	ug/L			03/07/24 14:18	4
n-Butylbenzene	1.9	U	4.0	1.9	ug/L			03/07/24 14:18	4
sec-Butylbenzene	1.8	U	4.0	1.8	ug/L			03/07/24 14:18	4
tert-Butylbenzene	1.7	U	4.0	1.7	ug/L			03/07/24 14:18	4
Carbon disulfide	2.5	U	4.0	2.5	ug/L			03/07/24 14:18	4
Carbon tetrachloride	2.3	U	4.0	2.3	ug/L			03/07/24 14:18	4
Chlorobenzene	1.7	U	4.0	1.7	ug/L			03/07/24 14:18	4
Dibromochloromethane	2.5	U	8.0	2.5	ug/L			03/07/24 14:18	4
Chloroethane	5.5	U	4.0	5.5	ug/L			03/07/24 14:18	4
Chloroform	1.4	U	4.0	1.4	ug/L			03/07/24 14:18	4
Chloromethane	3.0	U	4.0	3.0	ug/L			03/07/24 14:18	4
2-Chlorotoluene	1.4	U	4.0	1.4	ug/L			03/07/24 14:18	4

Method: SW846 8260B - Volatile Organic Compounds (GC/MS) (Continued)

Client Sample ID: PIN12-05.2402003-037
Date Collected: 03/01/24 15:00
Date Received: 03/05/24 09:25

Lab Sample ID: 280-188346-21
Matrix: Water

Analyte	Result	Qualifier	LOQ	DL	Unit	D	Prepared	Analyzed	Dil Fac
4-Chlorotoluene	0.84	U	4.0	0.84	ug/L			03/07/24 14:18	4
1,2-Dibromo-3-Chloropropane	7.0	U	4.0	7.0	ug/L			03/07/24 14:18	4
Dibromomethane	1.4	U	4.0	1.4	ug/L			03/07/24 14:18	4
1,2-Dichlorobenzene	1.5	U	4.0	1.5	ug/L			03/07/24 14:18	4
1,3-Dichlorobenzene	1.3	U	4.0	1.3	ug/L			03/07/24 14:18	4
1,4-Dichlorobenzene	1.6	U	4.0	1.6	ug/L			03/07/24 14:18	4
Dichlorodifluoromethane	3.8	U	4.0	3.8	ug/L			03/07/24 14:18	4
1,1-Dichloroethane	0.88	U	4.0	0.88	ug/L			03/07/24 14:18	4
1,2-Dichloroethane	2.2	U	4.0	2.2	ug/L			03/07/24 14:18	4
cis-1,2-Dichloroethene	1.3	U	4.0	1.3	ug/L			03/07/24 14:18	4
trans-1,2-Dichloroethene	1.5	U	4.0	1.5	ug/L			03/07/24 14:18	4
1,1-Dichloroethene	0.92	U	4.0	0.92	ug/L			03/07/24 14:18	4
1,2-Dichloropropane	2.1	U	4.0	2.1	ug/L			03/07/24 14:18	4
1,3-Dichloropropane	1.5	U	4.0	1.5	ug/L			03/07/24 14:18	4
2,2-Dichloropropane	1.5	U	4.0	1.5	ug/L			03/07/24 14:18	4
cis-1,3-Dichloropropene	2.5	U	8.0	2.5	ug/L			03/07/24 14:18	4
trans-1,3-Dichloropropene	2.6	U	4.0	2.6	ug/L			03/07/24 14:18	4
1,1-Dichloropropene	1.7	U	4.0	1.7	ug/L			03/07/24 14:18	4
Ethylbenzene	1.2	U	4.0	1.2	ug/L			03/07/24 14:18	4
Hexachlorobutadiene	4.7	U	8.0	4.7	ug/L			03/07/24 14:18	4
2-Hexanone	6.8	U	20	6.8	ug/L			03/07/24 14:18	4
Isopropylbenzene	1.5	U	4.0	1.5	ug/L			03/07/24 14:18	4
4-Isopropyltoluene	1.7	U	4.0	1.7	ug/L			03/07/24 14:18	4
Methylene Chloride	3.8	U	4.0	3.8	ug/L			03/07/24 14:18	4
4-Methyl-2-pentanone	3.9	U	20	3.9	ug/L			03/07/24 14:18	4
Naphthalene	2.5	U	8.0	2.5	ug/L			03/07/24 14:18	4
n-Propylbenzene	2.1	U	4.0	2.1	ug/L			03/07/24 14:18	4
Styrene	1.4	U	4.0	1.4	ug/L			03/07/24 14:18	4
1,1,1,2-Tetrachloroethane	2.3	U	4.0	2.3	ug/L			03/07/24 14:18	4
1,1,2,2-Tetrachloroethane	0.84	U	4.0	0.84	ug/L			03/07/24 14:18	4
Tetrachloroethene	1.6	U	4.0	1.6	ug/L			03/07/24 14:18	4
Toluene	1.3	U	4.0	1.3	ug/L			03/07/24 14:18	4
1,2,3-Trichlorobenzene	2.8	U	8.0	2.8	ug/L			03/07/24 14:18	4
1,2,4-Trichlorobenzene	2.3	U	4.0	2.3	ug/L			03/07/24 14:18	4
1,1,1-Trichloroethane	1.6	U	4.0	1.6	ug/L			03/07/24 14:18	4
1,1,2-Trichloroethane	1.1	U	4.0	1.1	ug/L			03/07/24 14:18	4
Trichloroethene	1.2	U	4.0	1.2	ug/L			03/07/24 14:18	4
Trichlorofluoromethane	2.3	U	4.0	2.3	ug/L			03/07/24 14:18	4
1,2,3-Trichloropropane	3.4	U	4.0	3.4	ug/L			03/07/24 14:18	4
1,2,4-Trimethylbenzene	0.60	U	4.0	0.60	ug/L			03/07/24 14:18	4
1,3,5-Trimethylbenzene	1.5	U	4.0	1.5	ug/L			03/07/24 14:18	4
Vinyl chloride	2.0	U	8.0	2.0	ug/L			03/07/24 14:18	4
Xylenes, Total	1.3	U	4.0	1.3	ug/L			03/07/24 14:18	4
1,2-Dibromoethane	1.6	U	4.0	1.6	ug/L			03/07/24 14:18	4

Surrogate	*%Recovery*	*Qualifier*	*Limits*	*Prepared*	*Analyzed*	*Dil Fac*
1,2-Dichloroethane-d4 (Surr)	*90*		*70 - 127*		*03/07/24 14:18*	*4*
Toluene-d8 (Surr)	*94*		*80 - 125*		*03/07/24 14:18*	*4*
4-Bromofluorobenzene (Surr)	*94*		*78 - 120*		*03/07/24 14:18*	*4*
Dibromofluoromethane (Surr)	*102*		*77 - 120*		*03/07/24 14:18*	*4*

Method: SW846 8260B - Volatile Organic Compounds (GC/MS)

Client Sample ID: PIN12-05.2402003-038
Date Collected: 03/01/24 12:10
Date Received: 03/05/24 09:25

Lab Sample ID: 280-188346-22
Matrix: Water

Analyte	Result	Qualifier	LOQ	DL	Unit	D	Prepared	Analyzed	Dil Fac
Acetone	26	U S	60	26	ug/L			03/07/24 14:39	4
Benzene	1.2	U	4.0	1.2	ug/L			03/07/24 14:39	4
Bromobenzene	1.6	U	4.0	1.6	ug/L			03/07/24 14:39	4
Bromochloromethane	1.6	U S	4.0	1.6	ug/L			03/07/24 14:39	4
Bromodichloromethane	1.5	U	4.0	1.5	ug/L			03/07/24 14:39	4
Bromoform	4.8	U	8.0	4.8	ug/L			03/07/24 14:39	4
Bromomethane	9.4	U S	4.0	9.4	ug/L			03/07/24 14:39	4
2-Butanone (MEK)	24	U S	20	24	ug/L			03/07/24 14:39	4
n-Butylbenzene	1.9	U	4.0	1.9	ug/L			03/07/24 14:39	4
sec-Butylbenzene	1.8	U	4.0	1.8	ug/L			03/07/24 14:39	4
tert-Butylbenzene	1.7	U	4.0	1.7	ug/L			03/07/24 14:39	4
Carbon disulfide	2.5	U	4.0	2.5	ug/L			03/07/24 14:39	4
Carbon tetrachloride	2.3	U	4.0	2.3	ug/L			03/07/24 14:39	4
Chlorobenzene	1.7	U	4.0	1.7	ug/L			03/07/24 14:39	4
Dibromochloromethane	2.5	U	8.0	2.5	ug/L			03/07/24 14:39	4
Chloroethane	5.5	U S	4.0	5.5	ug/L			03/07/24 14:39	4
Chloroform	1.4	U S	4.0	1.4	ug/L			03/07/24 14:39	4
Chloromethane	3.0	U S	4.0	3.0	ug/L			03/07/24 14:39	4
2-Chlorotoluene	1.4	U	4.0	1.4	ug/L			03/07/24 14:39	4
4-Chlorotoluene	0.84	U	4.0	0.84	ug/L			03/07/24 14:39	4
1,2-Dibromo-3-Chloropropane	7.0	U	4.0	7.0	ug/L			03/07/24 14:39	4
Dibromomethane	1.4	U	4.0	1.4	ug/L			03/07/24 14:39	4
1,2-Dichlorobenzene	1.5	U	4.0	1.5	ug/L			03/07/24 14:39	4
1,3-Dichlorobenzene	1.3	U	4.0	1.3	ug/L			03/07/24 14:39	4
1,4-Dichlorobenzene	1.6	U	4.0	1.6	ug/L			03/07/24 14:39	4
Dichlorodifluoromethane	3.8	U S	4.0	3.8	ug/L			03/07/24 14:39	4
1,1-Dichloroethane	0.88	U S	4.0	0.88	ug/L			03/07/24 14:39	4
1,2-Dichloroethane	2.2	U	4.0	2.2	ug/L			03/07/24 14:39	4
cis-1,2-Dichloroethene	1.3	U S	4.0	1.3	ug/L			03/07/24 14:39	4
trans-1,2-Dichloroethene	1.5	U S	4.0	1.5	ug/L			03/07/24 14:39	4
1,1-Dichloroethene	0.92	U S	4.0	0.92	ug/L			03/07/24 14:39	4
1,2-Dichloropropane	2.1	U	4.0	2.1	ug/L			03/07/24 14:39	4
1,3-Dichloropropane	1.5	U	4.0	1.5	ug/L			03/07/24 14:39	4
2,2-Dichloropropane	1.5	U S	4.0	1.5	ug/L			03/07/24 14:39	4
cis-1,3-Dichloropropene	2.5	U	8.0	2.5	ug/L			03/07/24 14:39	4
trans-1,3-Dichloropropene	2.6	U	4.0	2.6	ug/L			03/07/24 14:39	4
1,1-Dichloropropene	1.7	U	4.0	1.7	ug/L			03/07/24 14:39	4
Ethylbenzene	1.2	U	4.0	1.2	ug/L			03/07/24 14:39	4
Hexachlorobutadiene	4.7	U	8.0	4.7	ug/L			03/07/24 14:39	4
2-Hexanone	6.8	U	20	6.8	ug/L			03/07/24 14:39	4
Isopropylbenzene	1.5	U	4.0	1.5	ug/L			03/07/24 14:39	4
4-Isopropyltoluene	1.7	U	4.0	1.7	ug/L			03/07/24 14:39	4
Methylene Chloride	3.8	U S	4.0	3.8	ug/L			03/07/24 14:39	4
4-Methyl-2-pentanone	3.9	U	20	3.9	ug/L			03/07/24 14:39	4
Naphthalene	2.5	U	8.0	2.5	ug/L			03/07/24 14:39	4
n-Propylbenzene	2.1	U	4.0	2.1	ug/L			03/07/24 14:39	4
Styrene	1.4	U	4.0	1.4	ug/L			03/07/24 14:39	4
1,1,1,2-Tetrachloroethane	2.3	U	4.0	2.3	ug/L			03/07/24 14:39	4
1,1,2,2-Tetrachloroethane	0.84	U	4.0	0.84	ug/L			03/07/24 14:39	4

Method: SW846 8260B - Volatile Organic Compounds (GC/MS) (Continued)

Client Sample ID: PIN12-05.2402003-038 — **Lab Sample ID: 280-188346-22**
Date Collected: 03/01/24 12:10 — **Matrix: Water**
Date Received: 03/05/24 09:25

Analyte	Result	Qualifier	LOQ	DL	Unit	D	Prepared	Analyzed	Dil Fac
Tetrachloroethene	1.6	U	4.0	1.6	ug/L			03/07/24 14:39	4
Toluene	1.3	U	4.0	1.3	ug/L			03/07/24 14:39	4
1,2,3-Trichlorobenzene	2.8	U	8.0	2.8	ug/L			03/07/24 14:39	4
1,2,4-Trichlorobenzene	2.3	U	4.0	2.3	ug/L			03/07/24 14:39	4
1,1,1-Trichloroethane	1.6	U S	4.0	1.6	ug/L			03/07/24 14:39	4
1,1,2-Trichloroethane	1.1	U	4.0	1.1	ug/L			03/07/24 14:39	4
Trichloroethene	1.2	U	4.0	1.2	ug/L			03/07/24 14:39	4
Trichlorofluoromethane	2.3	U S	4.0	2.3	ug/L			03/07/24 14:39	4
1,2,3-Trichloropropane	3.4	U	4.0	3.4	ug/L			03/07/24 14:39	4
1,2,4-Trimethylbenzene	0.60	U	4.0	0.60	ug/L			03/07/24 14:39	4
1,3,5-Trimethylbenzene	1.5	U	4.0	1.5	ug/L			03/07/24 14:39	4
Vinyl chloride	2.0	U S	8.0	2.0	ug/L			03/07/24 14:39	4
Xylenes, Total	1.3	U	4.0	1.3	ug/L			03/07/24 14:39	4
1,2-Dibromoethane	1.6	U	4.0	1.6	ug/L			03/07/24 14:39	4

Surrogate	*%Recovery*	*Qualifier*	*Limits*	*Prepared*	*Analyzed*	*Dil Fac*
1,2-Dichloroethane-d4 (Surr)	*99*		*70 - 127*		*03/07/24 14:39*	*4*
Toluene-d8 (Surr)	*94*		*80 - 125*		*03/07/24 14:39*	*4*
4-Bromofluorobenzene (Surr)	*94*		*78 - 120*		*03/07/24 14:39*	*4*
Dibromofluoromethane (Surr)	*124*	*S*	*77 - 120*		*03/07/24 14:39*	*4*

Client Sample ID: PIN12-05.2402003-039 — **Lab Sample ID: 280-188346-23**
Date Collected: 03/01/24 13:20 — **Matrix: Water**
Date Received: 03/05/24 09:25

Analyte	Result	Qualifier	LOQ	DL	Unit	D	Prepared	Analyzed	Dil Fac
Acetone	26	U	60	26	ug/L			03/07/24 15:01	4
Benzene	1.2	U	4.0	1.2	ug/L			03/07/24 15:01	4
Bromobenzene	1.6	U	4.0	1.6	ug/L			03/07/24 15:01	4
Bromochloromethane	1.6	U	4.0	1.6	ug/L			03/07/24 15:01	4
Bromodichloromethane	1.5	U	4.0	1.5	ug/L			03/07/24 15:01	4
Bromoform	4.8	U	8.0	4.8	ug/L			03/07/24 15:01	4
Bromomethane	9.4	U	4.0	9.4	ug/L			03/07/24 15:01	4
2-Butanone (MEK)	24	U	20	24	ug/L			03/07/24 15:01	4
n-Butylbenzene	1.9	U	4.0	1.9	ug/L			03/07/24 15:01	4
sec-Butylbenzene	1.8	U	4.0	1.8	ug/L			03/07/24 15:01	4
tert-Butylbenzene	1.7	U	4.0	1.7	ug/L			03/07/24 15:01	4
Carbon disulfide	2.5	U	4.0	2.5	ug/L			03/07/24 15:01	4
Carbon tetrachloride	2.3	U	4.0	2.3	ug/L			03/07/24 15:01	4
Chlorobenzene	1.7	U	4.0	1.7	ug/L			03/07/24 15:01	4
Dibromochloromethane	2.5	U	8.0	2.5	ug/L			03/07/24 15:01	4
Chloroethane	5.5	U	4.0	5.5	ug/L			03/07/24 15:01	4
Chloroform	1.4	U	4.0	1.4	ug/L			03/07/24 15:01	4
Chloromethane	3.0	U	4.0	3.0	ug/L			03/07/24 15:01	4
2-Chlorotoluene	1.4	U	4.0	1.4	ug/L			03/07/24 15:01	4
4-Chlorotoluene	0.84	U	4.0	0.84	ug/L			03/07/24 15:01	4
1,2-Dibromo-3-Chloropropane	7.0	U	4.0	7.0	ug/L			03/07/24 15:01	4
Dibromomethane	1.4	U	4.0	1.4	ug/L			03/07/24 15:01	4
1,2-Dichlorobenzene	1.5	U	4.0	1.5	ug/L			03/07/24 15:01	4
1,3-Dichlorobenzene	1.3	U	4.0	1.3	ug/L			03/07/24 15:01	4
1,4-Dichlorobenzene	1.6	U	4.0	1.6	ug/L			03/07/24 15:01	4

Method: SW846 8260B - Volatile Organic Compounds (GC/MS) (Continued)

Client Sample ID: PIN12-05.2402003-039 **Lab Sample ID: 280-188346-23**
Date Collected: 03/01/24 13:20 **Matrix: Water**
Date Received: 03/05/24 09:25

Analyte	Result	Qualifier	LOQ	DL	Unit	D	Prepared	Analyzed	Dil Fac
Dichlorodifluoromethane	3.8	U	4.0	3.8	ug/L			03/07/24 15:01	4
1,1-Dichloroethane	0.88	U	4.0	0.88	ug/L			03/07/24 15:01	4
1,2-Dichloroethane	2.2	U	4.0	2.2	ug/L			03/07/24 15:01	4
cis-1,2-Dichloroethene	1.3	U	4.0	1.3	ug/L			03/07/24 15:01	4
trans-1,2-Dichloroethene	1.5	U	4.0	1.5	ug/L			03/07/24 15:01	4
1,1-Dichloroethene	0.92	U	4.0	0.92	ug/L			03/07/24 15:01	4
1,2-Dichloropropane	2.1	U	4.0	2.1	ug/L			03/07/24 15:01	4
1,3-Dichloropropane	1.5	U	4.0	1.5	ug/L			03/07/24 15:01	4
2,2-Dichloropropane	1.5	U	4.0	1.5	ug/L			03/07/24 15:01	4
cis-1,3-Dichloropropene	2.5	U	8.0	2.5	ug/L			03/07/24 15:01	4
trans-1,3-Dichloropropene	2.6	U	4.0	2.6	ug/L			03/07/24 15:01	4
1,1-Dichloropropene	1.7	U	4.0	1.7	ug/L			03/07/24 15:01	4
Ethylbenzene	1.2	U	4.0	1.2	ug/L			03/07/24 15:01	4
Hexachlorobutadiene	4.7	U	8.0	4.7	ug/L			03/07/24 15:01	4
2-Hexanone	6.8	U	20	6.8	ug/L			03/07/24 15:01	4
Isopropylbenzene	1.5	U	4.0	1.5	ug/L			03/07/24 15:01	4
4-Isopropyltoluene	1.7	U	4.0	1.7	ug/L			03/07/24 15:01	4
Methylene Chloride	3.8	U	4.0	3.8	ug/L			03/07/24 15:01	4
4-Methyl-2-pentanone	3.9	U	20	3.9	ug/L			03/07/24 15:01	4
Naphthalene	2.5	U	8.0	2.5	ug/L			03/07/24 15:01	4
n-Propylbenzene	2.1	U	4.0	2.1	ug/L			03/07/24 15:01	4
Styrene	1.4	U	4.0	1.4	ug/L			03/07/24 15:01	4
1,1,1,2-Tetrachloroethane	2.3	U	4.0	2.3	ug/L			03/07/24 15:01	4
1,1,2,2-Tetrachloroethane	0.84	U	4.0	0.84	ug/L			03/07/24 15:01	4
Tetrachloroethene	1.6	U	4.0	1.6	ug/L			03/07/24 15:01	4
Toluene	1.3	U	4.0	1.3	ug/L			03/07/24 15:01	4
1,2,3-Trichlorobenzene	2.8	U	8.0	2.8	ug/L			03/07/24 15:01	4
1,2,4-Trichlorobenzene	2.3	U	4.0	2.3	ug/L			03/07/24 15:01	4
1,1,1-Trichloroethane	1.6	U	4.0	1.6	ug/L			03/07/24 15:01	4
1,1,2-Trichloroethane	1.1	U	4.0	1.1	ug/L			03/07/24 15:01	4
Trichloroethene	1.2	U	4.0	1.2	ug/L			03/07/24 15:01	4
Trichlorofluoromethane	2.3	U	4.0	2.3	ug/L			03/07/24 15:01	4
1,2,3-Trichloropropane	3.4	U	4.0	3.4	ug/L			03/07/24 15:01	4
1,2,4-Trimethylbenzene	0.60	U	4.0	0.60	ug/L			03/07/24 15:01	4
1,3,5-Trimethylbenzene	1.5	U	4.0	1.5	ug/L			03/07/24 15:01	4
Vinyl chloride	2.0	U	8.0	2.0	ug/L			03/07/24 15:01	4
Xylenes, Total	1.3	U	4.0	1.3	ug/L			03/07/24 15:01	4
1,2-Dibromoethane	1.6	U	4.0	1.6	ug/L			03/07/24 15:01	4

Surrogate	*%Recovery*	*Qualifier*	*Limits*	*Prepared*	*Analyzed*	*Dil Fac*
1,2-Dichloroethane-d4 (Surr)	*97*		*70 - 127*		*03/07/24 15:01*	*4*
Toluene-d8 (Surr)	*94*		*80 - 125*		*03/07/24 15:01*	*4*
4-Bromofluorobenzene (Surr)	*92*		*78 - 120*		*03/07/24 15:01*	*4*
Dibromofluoromethane (Surr)	*107*		*77 - 120*		*03/07/24 15:01*	*4*

Client Sample ID: PIN12-05.2402003-040 **Lab Sample ID: 280-188346-24**
Date Collected: 03/01/24 13:45 **Matrix: Water**
Date Received: 03/05/24 09:25

Analyte	Result	Qualifier	LOQ	DL	Unit	D	Prepared	Analyzed	Dil Fac
Acetone	26	U	60	26	ug/L			03/07/24 15:22	4

Method: SW846 8260B - Volatile Organic Compounds (GC/MS) (Continued)

Client Sample ID: PIN12-05.2402003-040
Date Collected: 03/01/24 13:45
Date Received: 03/05/24 09:25

Lab Sample ID: 280-188346-24
Matrix: Water

Analyte	Result	Qualifier	LOQ	DL	Unit	D	Prepared	Analyzed	Dil Fac
Benzene	1.2	U	4.0	1.2	ug/L			03/07/24 15:22	4
Bromobenzene	1.6	U	4.0	1.6	ug/L			03/07/24 15:22	4
Bromochloromethane	1.6	U	4.0	1.6	ug/L			03/07/24 15:22	4
Bromodichloromethane	1.5	U	4.0	1.5	ug/L			03/07/24 15:22	4
Bromoform	4.8	U	8.0	4.8	ug/L			03/07/24 15:22	4
Bromomethane	9.4	U	4.0	9.4	ug/L			03/07/24 15:22	4
2-Butanone (MEK)	24	U	20	24	ug/L			03/07/24 15:22	4
n-Butylbenzene	1.9	U	4.0	1.9	ug/L			03/07/24 15:22	4
sec-Butylbenzene	1.8	U	4.0	1.8	ug/L			03/07/24 15:22	4
tert-Butylbenzene	1.7	U	4.0	1.7	ug/L			03/07/24 15:22	4
Carbon disulfide	2.5	U	4.0	2.5	ug/L			03/07/24 15:22	4
Carbon tetrachloride	2.3	U	4.0	2.3	ug/L			03/07/24 15:22	4
Chlorobenzene	1.7	U	4.0	1.7	ug/L			03/07/24 15:22	4
Dibromochloromethane	2.5	U	8.0	2.5	ug/L			03/07/24 15:22	4
Chloroethane	5.5	U	4.0	5.5	ug/L			03/07/24 15:22	4
Chloroform	1.4	U	4.0	1.4	ug/L			03/07/24 15:22	4
Chloromethane	3.0	U	4.0	3.0	ug/L			03/07/24 15:22	4
2-Chlorotoluene	1.4	U	4.0	1.4	ug/L			03/07/24 15:22	4
4-Chlorotoluene	0.84	U	4.0	0.84	ug/L			03/07/24 15:22	4
1,2-Dibromo-3-Chloropropane	7.0	U	4.0	7.0	ug/L			03/07/24 15:22	4
Dibromomethane	1.4	U	4.0	1.4	ug/L			03/07/24 15:22	4
1,2-Dichlorobenzene	1.5	U	4.0	1.5	ug/L			03/07/24 15:22	4
1,3-Dichlorobenzene	1.3	U	4.0	1.3	ug/L			03/07/24 15:22	4
1,4-Dichlorobenzene	1.6	U	4.0	1.6	ug/L			03/07/24 15:22	4
Dichlorodifluoromethane	3.8	U	4.0	3.8	ug/L			03/07/24 15:22	4
1,1-Dichloroethane	0.88	U	4.0	0.88	ug/L			03/07/24 15:22	4
1,2-Dichloroethane	2.2	U	4.0	2.2	ug/L			03/07/24 15:22	4
cis-1,2-Dichloroethene	1.3	U	4.0	1.3	ug/L			03/07/24 15:22	4
trans-1,2-Dichloroethene	1.5	U	4.0	1.5	ug/L			03/07/24 15:22	4
1,1-Dichloroethene	0.92	U	4.0	0.92	ug/L			03/07/24 15:22	4
1,2-Dichloropropane	2.1	U	4.0	2.1	ug/L			03/07/24 15:22	4
1,3-Dichloropropane	1.5	U	4.0	1.5	ug/L			03/07/24 15:22	4
2,2-Dichloropropane	1.5	U	4.0	1.5	ug/L			03/07/24 15:22	4
cis-1,3-Dichloropropene	2.5	U	8.0	2.5	ug/L			03/07/24 15:22	4
trans-1,3-Dichloropropene	2.6	U	4.0	2.6	ug/L			03/07/24 15:22	4
1,1-Dichloropropene	1.7	U	4.0	1.7	ug/L			03/07/24 15:22	4
Ethylbenzene	1.2	U	4.0	1.2	ug/L			03/07/24 15:22	4
Hexachlorobutadiene	4.7	U	8.0	4.7	ug/L			03/07/24 15:22	4
2-Hexanone	6.8	U	20	6.8	ug/L			03/07/24 15:22	4
Isopropylbenzene	1.5	U	4.0	1.5	ug/L			03/07/24 15:22	4
4-Isopropyltoluene	1.7	U	4.0	1.7	ug/L			03/07/24 15:22	4
Methylene Chloride	3.8	U	4.0	3.8	ug/L			03/07/24 15:22	4
4-Methyl-2-pentanone	3.9	U	20	3.9	ug/L			03/07/24 15:22	4
Naphthalene	2.5	U	8.0	2.5	ug/L			03/07/24 15:22	4
n-Propylbenzene	2.1	U	4.0	2.1	ug/L			03/07/24 15:22	4
Styrene	1.4	U	4.0	1.4	ug/L			03/07/24 15:22	4
1,1,1,2-Tetrachloroethane	2.3	U	4.0	2.3	ug/L			03/07/24 15:22	4
1,1,2,2-Tetrachloroethane	0.84	U	4.0	0.84	ug/L			03/07/24 15:22	4
Tetrachloroethene	1.6	U	4.0	1.6	ug/L			03/07/24 15:22	4

Method: SW846 8260B - Volatile Organic Compounds (GC/MS) (Continued)

Client Sample ID: PIN12-05.2402003-040 **Lab Sample ID: 280-188346-24**
Date Collected: 03/01/24 13:45 **Matrix: Water**
Date Received: 03/05/24 09:25

Analyte	Result	Qualifier	LOQ	DL	Unit	D	Prepared	Analyzed	Dil Fac
Toluene	1.3	U	4.0	1.3	ug/L			03/07/24 15:22	4
1,2,3-Trichlorobenzene	2.8	U	8.0	2.8	ug/L			03/07/24 15:22	4
1,2,4-Trichlorobenzene	2.3	U	4.0	2.3	ug/L			03/07/24 15:22	4
1,1,1-Trichloroethane	1.6	U	4.0	1.6	ug/L			03/07/24 15:22	4
1,1,2-Trichloroethane	1.1	U	4.0	1.1	ug/L			03/07/24 15:22	4
Trichloroethene	1.2	U	4.0	1.2	ug/L			03/07/24 15:22	4
Trichlorofluoromethane	2.3	U	4.0	2.3	ug/L			03/07/24 15:22	4
1,2,3-Trichloropropane	3.4	U	4.0	3.4	ug/L			03/07/24 15:22	4
1,2,4-Trimethylbenzene	0.60	U	4.0	0.60	ug/L			03/07/24 15:22	4
1,3,5-Trimethylbenzene	1.5	U	4.0	1.5	ug/L			03/07/24 15:22	4
Vinyl chloride	2.0	U	8.0	2.0	ug/L			03/07/24 15:22	4
Xylenes, Total	1.3	U	4.0	1.3	ug/L			03/07/24 15:22	4
1,2-Dibromoethane	1.6	U	4.0	1.6	ug/L			03/07/24 15:22	4

Surrogate	*%Recovery*	*Qualifier*	*Limits*	*Prepared*	*Analyzed*	*Dil Fac*
1,2-Dichloroethane-d4 (Surr)	*90*		*70 - 127*		*03/07/24 15:22*	*4*
Toluene-d8 (Surr)	*94*		*80 - 125*		*03/07/24 15:22*	*4*
4-Bromofluorobenzene (Surr)	*93*		*78 - 120*		*03/07/24 15:22*	*4*
Dibromofluoromethane (Surr)	*102*		*77 - 120*		*03/07/24 15:22*	*4*

Client Sample ID: PIN12-05.2402003-041 **Lab Sample ID: 280-188346-25**
Date Collected: 03/01/24 09:45 **Matrix: Water**
Date Received: 03/05/24 09:25

Analyte	Result	Qualifier	LOQ	DL	Unit	D	Prepared	Analyzed	Dil Fac
Acetone	26	U	60	26	ug/L			03/07/24 15:43	4
Benzene	1.2	U	4.0	1.2	ug/L			03/07/24 15:43	4
Bromobenzene	1.6	U	4.0	1.6	ug/L			03/07/24 15:43	4
Bromochloromethane	1.6	U	4.0	1.6	ug/L			03/07/24 15:43	4
Bromodichloromethane	1.5	U	4.0	1.5	ug/L			03/07/24 15:43	4
Bromoform	4.8	U	8.0	4.8	ug/L			03/07/24 15:43	4
Bromomethane	9.4	U	4.0	9.4	ug/L			03/07/24 15:43	4
2-Butanone (MEK)	24	U	20	24	ug/L			03/07/24 15:43	4
n-Butylbenzene	1.9	U	4.0	1.9	ug/L			03/07/24 15:43	4
sec-Butylbenzene	1.8	U	4.0	1.8	ug/L			03/07/24 15:43	4
tert-Butylbenzene	1.7	U	4.0	1.7	ug/L			03/07/24 15:43	4
Carbon disulfide	2.5	U	4.0	2.5	ug/L			03/07/24 15:43	4
Carbon tetrachloride	2.3	U	4.0	2.3	ug/L			03/07/24 15:43	4
Chlorobenzene	1.7	U	4.0	1.7	ug/L			03/07/24 15:43	4
Dibromochloromethane	2.5	U	8.0	2.5	ug/L			03/07/24 15:43	4
Chloroethane	5.5	U	4.0	5.5	ug/L			03/07/24 15:43	4
Chloroform	1.4	U	4.0	1.4	ug/L			03/07/24 15:43	4
Chloromethane	3.0	U	4.0	3.0	ug/L			03/07/24 15:43	4
2-Chlorotoluene	1.4	U	4.0	1.4	ug/L			03/07/24 15:43	4
4-Chlorotoluene	0.84	U	4.0	0.84	ug/L			03/07/24 15:43	4
1,2-Dibromo-3-Chloropropane	7.0	U	4.0	7.0	ug/L			03/07/24 15:43	4
Dibromomethane	1.4	U	4.0	1.4	ug/L			03/07/24 15:43	4
1,2-Dichlorobenzene	1.5	U	4.0	1.5	ug/L			03/07/24 15:43	4
1,3-Dichlorobenzene	1.3	U	4.0	1.3	ug/L			03/07/24 15:43	4
1,4-Dichlorobenzene	1.6	U	4.0	1.6	ug/L			03/07/24 15:43	4
Dichlorodifluoromethane	3.8	U	4.0	3.8	ug/L			03/07/24 15:43	4

Method: SW846 8260B - Volatile Organic Compounds (GC/MS) (Continued)

Client Sample ID: PIN12-05.2402003-041 **Lab Sample ID: 280-188346-25**
Date Collected: 03/01/24 09:45 **Matrix: Water**
Date Received: 03/05/24 09:25

Analyte	Result	Qualifier	LOQ	DL	Unit	D	Prepared	Analyzed	Dil Fac
1,1-Dichloroethane	0.88	U	4.0	0.88	ug/L			03/07/24 15:43	4
1,2-Dichloroethane	2.2	U	4.0	2.2	ug/L			03/07/24 15:43	4
cis-1,2-Dichloroethene	1.3	U	4.0	1.3	ug/L			03/07/24 15:43	4
trans-1,2-Dichloroethene	1.5	U	4.0	1.5	ug/L			03/07/24 15:43	4
1,1-Dichloroethene	0.92	U	4.0	0.92	ug/L			03/07/24 15:43	4
1,2-Dichloropropane	2.1	U	4.0	2.1	ug/L			03/07/24 15:43	4
1,3-Dichloropropane	1.5	U	4.0	1.5	ug/L			03/07/24 15:43	4
2,2-Dichloropropane	1.5	U	4.0	1.5	ug/L			03/07/24 15:43	4
cis-1,3-Dichloropropene	2.5	U	8.0	2.5	ug/L			03/07/24 15:43	4
trans-1,3-Dichloropropene	2.6	U	4.0	2.6	ug/L			03/07/24 15:43	4
1,1-Dichloropropene	1.7	U	4.0	1.7	ug/L			03/07/24 15:43	4
Ethylbenzene	1.2	U	4.0	1.2	ug/L			03/07/24 15:43	4
Hexachlorobutadiene	4.7	U	8.0	4.7	ug/L			03/07/24 15:43	4
2-Hexanone	6.8	U	20	6.8	ug/L			03/07/24 15:43	4
Isopropylbenzene	1.5	U	4.0	1.5	ug/L			03/07/24 15:43	4
4-Isopropyltoluene	1.7	U	4.0	1.7	ug/L			03/07/24 15:43	4
Methylene Chloride	3.8	U	4.0	3.8	ug/L			03/07/24 15:43	4
4-Methyl-2-pentanone	3.9	U	20	3.9	ug/L			03/07/24 15:43	4
Naphthalene	2.5	U	8.0	2.5	ug/L			03/07/24 15:43	4
n-Propylbenzene	2.1	U	4.0	2.1	ug/L			03/07/24 15:43	4
Styrene	1.4	U	4.0	1.4	ug/L			03/07/24 15:43	4
1,1,1,2-Tetrachloroethane	2.3	U	4.0	2.3	ug/L			03/07/24 15:43	4
1,1,2,2-Tetrachloroethane	0.84	U	4.0	0.84	ug/L			03/07/24 15:43	4
Tetrachloroethene	1.6	U	4.0	1.6	ug/L			03/07/24 15:43	4
Toluene	1.3	U	4.0	1.3	ug/L			03/07/24 15:43	4
1,2,3-Trichlorobenzene	2.8	U	8.0	2.8	ug/L			03/07/24 15:43	4
1,2,4-Trichlorobenzene	2.3	U	4.0	2.3	ug/L			03/07/24 15:43	4
1,1,1-Trichloroethane	1.6	U	4.0	1.6	ug/L			03/07/24 15:43	4
1,1,2-Trichloroethane	1.1	U	4.0	1.1	ug/L			03/07/24 15:43	4
Trichloroethene	1.2	U	4.0	1.2	ug/L			03/07/24 15:43	4
Trichlorofluoromethane	2.3	U	4.0	2.3	ug/L			03/07/24 15:43	4
1,2,3-Trichloropropane	3.4	U	4.0	3.4	ug/L			03/07/24 15:43	4
1,2,4-Trimethylbenzene	0.60	U	4.0	0.60	ug/L			03/07/24 15:43	4
1,3,5-Trimethylbenzene	1.5	U	4.0	1.5	ug/L			03/07/24 15:43	4
Vinyl chloride	2.0	U	8.0	2.0	ug/L			03/07/24 15:43	4
Xylenes, Total	1.3	U	4.0	1.3	ug/L			03/07/24 15:43	4
1,2-Dibromoethane	1.6	U	4.0	1.6	ug/L			03/07/24 15:43	4

Surrogate	*%Recovery*	*Qualifier*	*Limits*	*Prepared*	*Analyzed*	*Dil Fac*
1,2-Dichloroethane-d4 (Surr)	*91*		*70 - 127*		*03/07/24 15:43*	*4*
Toluene-d8 (Surr)	*95*		*80 - 125*		*03/07/24 15:43*	*4*
4-Bromofluorobenzene (Surr)	*94*		*78 - 120*		*03/07/24 15:43*	*4*
Dibromofluoromethane (Surr)	*103*		*77 - 120*		*03/07/24 15:43*	*4*

Client Sample ID: PIN12-05.2402003-042 **Lab Sample ID: 280-188346-26**
Date Collected: 03/01/24 10:00 **Matrix: Water**
Date Received: 03/05/24 09:25

Analyte	Result	Qualifier	LOQ	DL	Unit	D	Prepared	Analyzed	Dil Fac
Acetone	26	U	60	26	ug/L			03/07/24 16:04	4
Benzene	1.2	U	4.0	1.2	ug/L			03/07/24 16:04	4

Method: SW846 8260B - Volatile Organic Compounds (GC/MS) (Continued)

Client Sample ID: PIN12-05.2402003-042
Date Collected: 03/01/24 10:00
Date Received: 03/05/24 09:25

Lab Sample ID: 280-188346-26
Matrix: Water

Analyte	Result	Qualifier	LOQ	DL	Unit	D	Prepared	Analyzed	Dil Fac
Bromobenzene	1.6	U	4.0	1.6	ug/L			03/07/24 16:04	4
Bromochloromethane	1.6	U	4.0	1.6	ug/L			03/07/24 16:04	4
Bromodichloromethane	1.5	U	4.0	1.5	ug/L			03/07/24 16:04	4
Bromoform	4.8	U	8.0	4.8	ug/L			03/07/24 16:04	4
Bromomethane	9.4	U	4.0	9.4	ug/L			03/07/24 16:04	4
2-Butanone (MEK)	24	U	20	24	ug/L			03/07/24 16:04	4
n-Butylbenzene	1.9	U	4.0	1.9	ug/L			03/07/24 16:04	4
sec-Butylbenzene	1.8	U	4.0	1.8	ug/L			03/07/24 16:04	4
tert-Butylbenzene	1.7	U	4.0	1.7	ug/L			03/07/24 16:04	4
Carbon disulfide	2.5	U	4.0	2.5	ug/L			03/07/24 16:04	4
Carbon tetrachloride	2.3	U	4.0	2.3	ug/L			03/07/24 16:04	4
Chlorobenzene	1.7	U	4.0	1.7	ug/L			03/07/24 16:04	4
Dibromochloromethane	2.5	U	8.0	2.5	ug/L			03/07/24 16:04	4
Chloroethane	5.5	U	4.0	5.5	ug/L			03/07/24 16:04	4
Chloroform	1.4	U	4.0	1.4	ug/L			03/07/24 16:04	4
Chloromethane	3.0	U	4.0	3.0	ug/L			03/07/24 16:04	4
2-Chlorotoluene	1.4	U	4.0	1.4	ug/L			03/07/24 16:04	4
4-Chlorotoluene	0.84	U	4.0	0.84	ug/L			03/07/24 16:04	4
1,2-Dibromo-3-Chloropropane	7.0	U	4.0	7.0	ug/L			03/07/24 16:04	4
Dibromomethane	1.4	U	4.0	1.4	ug/L			03/07/24 16:04	4
1,2-Dichlorobenzene	1.5	U	4.0	1.5	ug/L			03/07/24 16:04	4
1,3-Dichlorobenzene	1.3	U	4.0	1.3	ug/L			03/07/24 16:04	4
1,4-Dichlorobenzene	1.6	U	4.0	1.6	ug/L			03/07/24 16:04	4
Dichlorodifluoromethane	3.8	U	4.0	3.8	ug/L			03/07/24 16:04	4
1,1-Dichloroethane	0.88	U	4.0	0.88	ug/L			03/07/24 16:04	4
1,2-Dichloroethane	2.2	U	4.0	2.2	ug/L			03/07/24 16:04	4
cis-1,2-Dichloroethene	1.3	U	4.0	1.3	ug/L			03/07/24 16:04	4
trans-1,2-Dichloroethene	1.5	U	4.0	1.5	ug/L			03/07/24 16:04	4
1,1-Dichloroethene	0.92	U	4.0	0.92	ug/L			03/07/24 16:04	4
1,2-Dichloropropane	2.1	U	4.0	2.1	ug/L			03/07/24 16:04	4
1,3-Dichloropropane	1.5	U	4.0	1.5	ug/L			03/07/24 16:04	4
2,2-Dichloropropane	1.5	U	4.0	1.5	ug/L			03/07/24 16:04	4
cis-1,3-Dichloropropene	2.5	U	8.0	2.5	ug/L			03/07/24 16:04	4
trans-1,3-Dichloropropene	2.6	U	4.0	2.6	ug/L			03/07/24 16:04	4
1,1-Dichloropropene	1.7	U	4.0	1.7	ug/L			03/07/24 16:04	4
Ethylbenzene	1.2	U	4.0	1.2	ug/L			03/07/24 16:04	4
Hexachlorobutadiene	4.7	U	8.0	4.7	ug/L			03/07/24 16:04	4
2-Hexanone	6.8	U	20	6.8	ug/L			03/07/24 16:04	4
Isopropylbenzene	1.5	U	4.0	1.5	ug/L			03/07/24 16:04	4
4-Isopropyltoluene	1.7	U	4.0	1.7	ug/L			03/07/24 16:04	4
Methylene Chloride	3.8	U	4.0	3.8	ug/L			03/07/24 16:04	4
4-Methyl-2-pentanone	3.9	U	20	3.9	ug/L			03/07/24 16:04	4
Naphthalene	2.5	U	8.0	2.5	ug/L			03/07/24 16:04	4
n-Propylbenzene	2.1	U	4.0	2.1	ug/L			03/07/24 16:04	4
Styrene	1.4	U	4.0	1.4	ug/L			03/07/24 16:04	4
1,1,1,2-Tetrachloroethane	2.3	U	4.0	2.3	ug/L			03/07/24 16:04	4
1,1,2,2-Tetrachloroethane	0.84	U	4.0	0.84	ug/L			03/07/24 16:04	4
Tetrachloroethene	1.6	U	4.0	1.6	ug/L			03/07/24 16:04	4
Toluene	1.3	U	4.0	1.3	ug/L			03/07/24 16:04	4

Method: SW846 8260B - Volatile Organic Compounds (GC/MS) (Continued)

Client Sample ID: PIN12-05.2402003-042 — **Lab Sample ID: 280-188346-26**
Date Collected: 03/01/24 10:00 — **Matrix: Water**
Date Received: 03/05/24 09:25

Analyte	Result	Qualifier	LOQ	DL	Unit	D	Prepared	Analyzed	Dil Fac
1,2,3-Trichlorobenzene	2.8	U	8.0	2.8	ug/L			03/07/24 16:04	4
1,2,4-Trichlorobenzene	2.3	U	4.0	2.3	ug/L			03/07/24 16:04	4
1,1,1-Trichloroethane	1.6	U	4.0	1.6	ug/L			03/07/24 16:04	4
1,1,2-Trichloroethane	1.1	U	4.0	1.1	ug/L			03/07/24 16:04	4
Trichloroethene	1.2	U	4.0	1.2	ug/L			03/07/24 16:04	4
Trichlorofluoromethane	2.3	U	4.0	2.3	ug/L			03/07/24 16:04	4
1,2,3-Trichloropropane	3.4	U	4.0	3.4	ug/L			03/07/24 16:04	4
1,2,4-Trimethylbenzene	0.60	U	4.0	0.60	ug/L			03/07/24 16:04	4
1,3,5-Trimethylbenzene	1.5	U	4.0	1.5	ug/L			03/07/24 16:04	4
Vinyl chloride	2.0	U	8.0	2.0	ug/L			03/07/24 16:04	4
Xylenes, Total	1.3	U	4.0	1.3	ug/L			03/07/24 16:04	4
1,2-Dibromoethane	1.6	U	4.0	1.6	ug/L			03/07/24 16:04	4

Surrogate	*%Recovery*	*Qualifier*	*Limits*	*Prepared*	*Analyzed*	*Dil Fac*
1,2-Dichloroethane-d4 (Surr)	*95*		*70 - 127*		*03/07/24 16:04*	*4*
Toluene-d8 (Surr)	*95*		*80 - 125*		*03/07/24 16:04*	*4*
4-Bromofluorobenzene (Surr)	*94*		*78 - 120*		*03/07/24 16:04*	*4*
Dibromofluoromethane (Surr)	*107*		*77 - 120*		*03/07/24 16:04*	*4*

Client Sample ID: PIN12-05.2402003-043 — **Lab Sample ID: 280-188346-27**
Date Collected: 03/01/24 10:15 — **Matrix: Water**
Date Received: 03/05/24 09:25

Analyte	Result	Qualifier	LOQ	DL	Unit	D	Prepared	Analyzed	Dil Fac
Acetone	26	U	60	26	ug/L			03/07/24 16:25	4
Benzene	1.2	U	4.0	1.2	ug/L			03/07/24 16:25	4
Bromobenzene	1.6	U	4.0	1.6	ug/L			03/07/24 16:25	4
Bromochloromethane	1.6	U	4.0	1.6	ug/L			03/07/24 16:25	4
Bromodichloromethane	1.5	U	4.0	1.5	ug/L			03/07/24 16:25	4
Bromoform	4.8	U	8.0	4.8	ug/L			03/07/24 16:25	4
Bromomethane	9.4	U	4.0	9.4	ug/L			03/07/24 16:25	4
2-Butanone (MEK)	24	U	20	24	ug/L			03/07/24 16:25	4
n-Butylbenzene	1.9	U	4.0	1.9	ug/L			03/07/24 16:25	4
sec-Butylbenzene	1.8	U	4.0	1.8	ug/L			03/07/24 16:25	4
tert-Butylbenzene	1.7	U	4.0	1.7	ug/L			03/07/24 16:25	4
Carbon disulfide	2.5	U	4.0	2.5	ug/L			03/07/24 16:25	4
Carbon tetrachloride	2.3	U	4.0	2.3	ug/L			03/07/24 16:25	4
Chlorobenzene	1.7	U	4.0	1.7	ug/L			03/07/24 16:25	4
Dibromochloromethane	2.5	U	8.0	2.5	ug/L			03/07/24 16:25	4
Chloroethane	5.5	U	4.0	5.5	ug/L			03/07/24 16:25	4
Chloroform	1.4	U	4.0	1.4	ug/L			03/07/24 16:25	4
Chloromethane	3.0	U	4.0	3.0	ug/L			03/07/24 16:25	4
2-Chlorotoluene	1.4	U	4.0	1.4	ug/L			03/07/24 16:25	4
4-Chlorotoluene	0.84	U	4.0	0.84	ug/L			03/07/24 16:25	4
1,2-Dibromo-3-Chloropropane	7.0	U	4.0	7.0	ug/L			03/07/24 16:25	4
Dibromomethane	1.4	U	4.0	1.4	ug/L			03/07/24 16:25	4
1,2-Dichlorobenzene	1.5	U	4.0	1.5	ug/L			03/07/24 16:25	4
1,3-Dichlorobenzene	1.3	U	4.0	1.3	ug/L			03/07/24 16:25	4
1,4-Dichlorobenzene	1.6	U	4.0	1.6	ug/L			03/07/24 16:25	4
Dichlorodifluoromethane	3.8	U	4.0	3.8	ug/L			03/07/24 16:25	4
1,1-Dichloroethane	0.88	U	4.0	0.88	ug/L			03/07/24 16:25	4

Method: SW846 8260B - Volatile Organic Compounds (GC/MS) (Continued)

Client Sample ID: PIN12-05.2402003-043 — **Lab Sample ID: 280-188346-27**
Date Collected: 03/01/24 10:15 — **Matrix: Water**
Date Received: 03/05/24 09:25

Analyte	Result	Qualifier	LOQ	DL	Unit	D	Prepared	Analyzed	Dil Fac
1,2-Dichloroethane	2.2	U	4.0	2.2	ug/L			03/07/24 16:25	4
cis-1,2-Dichloroethene	1.3	U	4.0	1.3	ug/L			03/07/24 16:25	4
trans-1,2-Dichloroethene	1.5	U	4.0	1.5	ug/L			03/07/24 16:25	4
1,1-Dichloroethene	0.92	U	4.0	0.92	ug/L			03/07/24 16:25	4
1,2-Dichloropropane	2.1	U	4.0	2.1	ug/L			03/07/24 16:25	4
1,3-Dichloropropane	1.5	U	4.0	1.5	ug/L			03/07/24 16:25	4
2,2-Dichloropropane	1.5	U	4.0	1.5	ug/L			03/07/24 16:25	4
cis-1,3-Dichloropropene	2.5	U	8.0	2.5	ug/L			03/07/24 16:25	4
trans-1,3-Dichloropropene	2.6	U	4.0	2.6	ug/L			03/07/24 16:25	4
1,1-Dichloropropene	1.7	U	4.0	1.7	ug/L			03/07/24 16:25	4
Ethylbenzene	1.2	U	4.0	1.2	ug/L			03/07/24 16:25	4
Hexachlorobutadiene	4.7	U	8.0	4.7	ug/L			03/07/24 16:25	4
2-Hexanone	6.8	U	20	6.8	ug/L			03/07/24 16:25	4
Isopropylbenzene	1.5	U	4.0	1.5	ug/L			03/07/24 16:25	4
4-Isopropyltoluene	1.7	U	4.0	1.7	ug/L			03/07/24 16:25	4
Methylene Chloride	3.8	U	4.0	3.8	ug/L			03/07/24 16:25	4
4-Methyl-2-pentanone	3.9	U	20	3.9	ug/L			03/07/24 16:25	4
Naphthalene	2.5	U	8.0	2.5	ug/L			03/07/24 16:25	4
n-Propylbenzene	2.1	U	4.0	2.1	ug/L			03/07/24 16:25	4
Styrene	1.4	U	4.0	1.4	ug/L			03/07/24 16:25	4
1,1,1,2-Tetrachloroethane	2.3	U	4.0	2.3	ug/L			03/07/24 16:25	4
1,1,2,2-Tetrachloroethane	0.84	U	4.0	0.84	ug/L			03/07/24 16:25	4
Tetrachloroethene	1.6	U	4.0	1.6	ug/L			03/07/24 16:25	4
Toluene	1.3	U	4.0	1.3	ug/L			03/07/24 16:25	4
1,2,3-Trichlorobenzene	2.8	U	8.0	2.8	ug/L			03/07/24 16:25	4
1,2,4-Trichlorobenzene	2.3	U	4.0	2.3	ug/L			03/07/24 16:25	4
1,1,1-Trichloroethane	1.6	U	4.0	1.6	ug/L			03/07/24 16:25	4
1,1,2-Trichloroethane	1.1	U	4.0	1.1	ug/L			03/07/24 16:25	4
Trichloroethene	1.2	U	4.0	1.2	ug/L			03/07/24 16:25	4
Trichlorofluoromethane	2.3	U	4.0	2.3	ug/L			03/07/24 16:25	4
1,2,3-Trichloropropane	3.4	U	4.0	3.4	ug/L			03/07/24 16:25	4
1,2,4-Trimethylbenzene	0.60	U	4.0	0.60	ug/L			03/07/24 16:25	4
1,3,5-Trimethylbenzene	1.5	U	4.0	1.5	ug/L			03/07/24 16:25	4
Vinyl chloride	2.0	U	8.0	2.0	ug/L			03/07/24 16:25	4
Xylenes, Total	1.3	U	4.0	1.3	ug/L			03/07/24 16:25	4
1,2-Dibromoethane	1.6	U	4.0	1.6	ug/L			03/07/24 16:25	4

Surrogate	*%Recovery*	*Qualifier*	*Limits*	*Prepared*	*Analyzed*	*Dil Fac*
1,2-Dichloroethane-d4 (Surr)	*90*		*70 - 127*		*03/07/24 16:25*	*4*
Toluene-d8 (Surr)	*94*		*80 - 125*		*03/07/24 16:25*	*4*
4-Bromofluorobenzene (Surr)	*92*		*78 - 120*		*03/07/24 16:25*	*4*
Dibromofluoromethane (Surr)	*103*		*77 - 120*		*03/07/24 16:25*	*4*

Client Sample ID: PIN12-05.2402003-044 — **Lab Sample ID: 280-188346-28**
Date Collected: 02/29/24 08:40 — **Matrix: Water**
Date Received: 03/05/24 09:25

Analyte	Result	Qualifier	LOQ	DL	Unit	D	Prepared	Analyzed	Dil Fac
Acetone	6.6	U	15	6.6	ug/L			03/07/24 11:10	1
Benzene	0.31	U	1.0	0.31	ug/L			03/07/24 11:10	1
Bromobenzene	0.40	U	1.0	0.40	ug/L			03/07/24 11:10	1

Method: SW846 8260B - Volatile Organic Compounds (GC/MS) (Continued)

Client Sample ID: PIN12-05.2402003-044
Date Collected: 02/29/24 08:40
Date Received: 03/05/24 09:25

Lab Sample ID: 280-188346-28
Matrix: Water

Analyte	Result	Qualifier	LOQ	DL	Unit	D	Prepared	Analyzed	Dil Fac
Bromochloromethane	0.40	U	1.0	0.40	ug/L			03/07/24 11:10	1
Bromodichloromethane	0.39	U	1.0	0.39	ug/L			03/07/24 11:10	1
Bromoform	1.2	U	2.0	1.2	ug/L			03/07/24 11:10	1
Bromomethane	2.4	U	1.0	2.4	ug/L			03/07/24 11:10	1
2-Butanone (MEK)	6.0	U	5.0	6.0	ug/L			03/07/24 11:10	1
n-Butylbenzene	0.48	U	1.0	0.48	ug/L			03/07/24 11:10	1
sec-Butylbenzene	0.45	U	1.0	0.45	ug/L			03/07/24 11:10	1
tert-Butylbenzene	0.42	U	1.0	0.42	ug/L			03/07/24 11:10	1
Carbon disulfide	0.63	U	1.0	0.63	ug/L			03/07/24 11:10	1
Carbon tetrachloride	0.57	U	1.0	0.57	ug/L			03/07/24 11:10	1
Chlorobenzene	0.42	U	1.0	0.42	ug/L			03/07/24 11:10	1
Dibromochloromethane	0.62	U	2.0	0.62	ug/L			03/07/24 11:10	1
Chloroethane	1.4	U	1.0	1.4	ug/L			03/07/24 11:10	1
Chloroform	0.36	U	1.0	0.36	ug/L			03/07/24 11:10	1
Chloromethane	0.75	U	1.0	0.75	ug/L			03/07/24 11:10	1
2-Chlorotoluene	0.34	U	1.0	0.34	ug/L			03/07/24 11:10	1
4-Chlorotoluene	0.21	U	1.0	0.21	ug/L			03/07/24 11:10	1
1,2-Dibromo-3-Chloropropane	1.8	U	1.0	1.8	ug/L			03/07/24 11:10	1
Dibromomethane	0.34	U	1.0	0.34	ug/L			03/07/24 11:10	1
1,2-Dichlorobenzene	0.37	U	1.0	0.37	ug/L			03/07/24 11:10	1
1,3-Dichlorobenzene	0.33	U	1.0	0.33	ug/L			03/07/24 11:10	1
1,4-Dichlorobenzene	0.39	U	1.0	0.39	ug/L			03/07/24 11:10	1
Dichlorodifluoromethane	0.96	U	1.0	0.96	ug/L			03/07/24 11:10	1
1,1-Dichloroethane	0.22	U	1.0	0.22	ug/L			03/07/24 11:10	1
1,2-Dichloroethane	0.54	U	1.0	0.54	ug/L			03/07/24 11:10	1
cis-1,2-Dichloroethene	0.32	U	1.0	0.32	ug/L			03/07/24 11:10	1
trans-1,2-Dichloroethene	0.37	U	1.0	0.37	ug/L			03/07/24 11:10	1
1,1-Dichloroethene	0.23	U	1.0	0.23	ug/L			03/07/24 11:10	1
1,2-Dichloropropane	0.52	U	1.0	0.52	ug/L			03/07/24 11:10	1
1,3-Dichloropropane	0.38	U	1.0	0.38	ug/L			03/07/24 11:10	1
2,2-Dichloropropane	0.38	U	1.0	0.38	ug/L			03/07/24 11:10	1
cis-1,3-Dichloropropene	0.63	U	2.0	0.63	ug/L			03/07/24 11:10	1
trans-1,3-Dichloropropene	0.65	U	1.0	0.65	ug/L			03/07/24 11:10	1
1,1-Dichloropropene	0.42	U	1.0	0.42	ug/L			03/07/24 11:10	1
Ethylbenzene	0.30	U	1.0	0.30	ug/L			03/07/24 11:10	1
Hexachlorobutadiene	1.2	U	2.0	1.2	ug/L			03/07/24 11:10	1
2-Hexanone	1.7	U	5.0	1.7	ug/L			03/07/24 11:10	1
Isopropylbenzene	0.36	U	1.0	0.36	ug/L			03/07/24 11:10	1
4-Isopropyltoluene	0.43	U	1.0	0.43	ug/L			03/07/24 11:10	1
Methylene Chloride	0.94	U	1.0	0.94	ug/L			03/07/24 11:10	1
4-Methyl-2-pentanone	0.98	U	5.0	0.98	ug/L			03/07/24 11:10	1
Naphthalene	0.63	U	2.0	0.63	ug/L			03/07/24 11:10	1
n-Propylbenzene	0.53	U	1.0	0.53	ug/L			03/07/24 11:10	1
Styrene	0.36	U	1.0	0.36	ug/L			03/07/24 11:10	1
1,1,1,2-Tetrachloroethane	0.58	U	1.0	0.58	ug/L			03/07/24 11:10	1
1,1,2,2-Tetrachloroethane	0.21	U	1.0	0.21	ug/L			03/07/24 11:10	1
Tetrachloroethene	0.40	U	1.0	0.40	ug/L			03/07/24 11:10	1
Toluene	0.32	U	1.0	0.32	ug/L			03/07/24 11:10	1
1,2,3-Trichlorobenzene	0.70	U	2.0	0.70	ug/L			03/07/24 11:10	1

Method: SW846 8260B - Volatile Organic Compounds (GC/MS) (Continued)

Client Sample ID: PIN12-05.2402003-044 **Lab Sample ID: 280-188346-28**
Date Collected: 02/29/24 08:40 **Matrix: Water**
Date Received: 03/05/24 09:25

Analyte	Result	Qualifier	LOQ	DL	Unit	D	Prepared	Analyzed	Dil Fac
1,2,4-Trichlorobenzene	0.58	U	1.0	0.58	ug/L			03/07/24 11:10	1
1,1,1-Trichloroethane	0.39	U	1.0	0.39	ug/L			03/07/24 11:10	1
1,1,2-Trichloroethane	0.27	U	1.0	0.27	ug/L			03/07/24 11:10	1
Trichloroethene	0.30	U	1.0	0.30	ug/L			03/07/24 11:10	1
Trichlorofluoromethane	0.57	U	1.0	0.57	ug/L			03/07/24 11:10	1
1,2,3-Trichloropropane	0.86	U	1.0	0.86	ug/L			03/07/24 11:10	1
1,2,4-Trimethylbenzene	0.15	U	1.0	0.15	ug/L			03/07/24 11:10	1
1,3,5-Trimethylbenzene	0.37	U	1.0	0.37	ug/L			03/07/24 11:10	1
Vinyl chloride	0.51	U	2.0	0.51	ug/L			03/07/24 11:10	1
Xylenes, Total	0.33	U	1.0	0.33	ug/L			03/07/24 11:10	1
1,2-Dibromoethane	0.40	U	1.0	0.40	ug/L			03/07/24 11:10	1

Surrogate	*%Recovery*	*Qualifier*	*Limits*	*Prepared*	*Analyzed*	*Dil Fac*
1,2-Dichloroethane-d4 (Surr)	*105*		*70 - 127*		*03/07/24 11:10*	*1*
Toluene-d8 (Surr)	*100*		*80 - 125*		*03/07/24 11:10*	*1*
4-Bromofluorobenzene (Surr)	*103*		*78 - 120*		*03/07/24 11:10*	*1*
Dibromofluoromethane (Surr)	*102*		*77 - 120*		*03/07/24 11:10*	*1*

Client Sample ID: PIN12-05.2402003-045 **Lab Sample ID: 280-188346-29**
Date Collected: 02/29/24 09:40 **Matrix: Water**
Date Received: 03/05/24 09:25

Analyte	Result	Qualifier	LOQ	DL	Unit	D	Prepared	Analyzed	Dil Fac
Acetone	6.6	U	15	6.6	ug/L			03/07/24 11:32	1
Benzene	0.31	U	1.0	0.31	ug/L			03/07/24 11:32	1
Bromobenzene	0.40	U	1.0	0.40	ug/L			03/07/24 11:32	1
Bromochloromethane	0.40	U	1.0	0.40	ug/L			03/07/24 11:32	1
Bromodichloromethane	0.39	U	1.0	0.39	ug/L			03/07/24 11:32	1
Bromoform	1.2	U	2.0	1.2	ug/L			03/07/24 11:32	1
Bromomethane	2.4	U	1.0	2.4	ug/L			03/07/24 11:32	1
2-Butanone (MEK)	6.0	U	5.0	6.0	ug/L			03/07/24 11:32	1
n-Butylbenzene	0.48	U	1.0	0.48	ug/L			03/07/24 11:32	1
sec-Butylbenzene	0.45	U	1.0	0.45	ug/L			03/07/24 11:32	1
tert-Butylbenzene	0.42	U	1.0	0.42	ug/L			03/07/24 11:32	1
Carbon disulfide	0.63	U	1.0	0.63	ug/L			03/07/24 11:32	1
Carbon tetrachloride	0.57	U	1.0	0.57	ug/L			03/07/24 11:32	1
Chlorobenzene	0.42	U	1.0	0.42	ug/L			03/07/24 11:32	1
Dibromochloromethane	0.62	U	2.0	0.62	ug/L			03/07/24 11:32	1
Chloroethane	1.4	U	1.0	1.4	ug/L			03/07/24 11:32	1
Chloroform	0.36	U	1.0	0.36	ug/L			03/07/24 11:32	1
Chloromethane	0.75	U	1.0	0.75	ug/L			03/07/24 11:32	1
2-Chlorotoluene	0.34	U	1.0	0.34	ug/L			03/07/24 11:32	1
4-Chlorotoluene	0.21	U	1.0	0.21	ug/L			03/07/24 11:32	1
1,2-Dibromo-3-Chloropropane	1.8	U	1.0	1.8	ug/L			03/07/24 11:32	1
Dibromomethane	0.34	U	1.0	0.34	ug/L			03/07/24 11:32	1
1,2-Dichlorobenzene	0.37	U	1.0	0.37	ug/L			03/07/24 11:32	1
1,3-Dichlorobenzene	0.33	U	1.0	0.33	ug/L			03/07/24 11:32	1
1,4-Dichlorobenzene	0.39	U	1.0	0.39	ug/L			03/07/24 11:32	1
Dichlorodifluoromethane	0.96	U	1.0	0.96	ug/L			03/07/24 11:32	1
1,1-Dichloroethane	**4.8**		1.0	0.22	ug/L			03/07/24 11:32	1
1,2-Dichloroethane	0.54	U	1.0	0.54	ug/L			03/07/24 11:32	1

Method: SW846 8260B - Volatile Organic Compounds (GC/MS) (Continued)

Client Sample ID: PIN12-05.2402003-045
Date Collected: 02/29/24 09:40
Date Received: 03/05/24 09:25

Lab Sample ID: 280-188346-29
Matrix: Water

Analyte	Result	Qualifier	LOQ	DL	Unit	D	Prepared	Analyzed	Dil Fac
cis-1,2-Dichloroethene	0.32	U	1.0	0.32	ug/L			03/07/24 11:32	1
trans-1,2-Dichloroethene	**3.6**		1.0	0.37	ug/L			03/07/24 11:32	1
1,1-Dichloroethene	0.23	U	1.0	0.23	ug/L			03/07/24 11:32	1
1,2-Dichloropropane	0.52	U	1.0	0.52	ug/L			03/07/24 11:32	1
1,3-Dichloropropane	0.38	U	1.0	0.38	ug/L			03/07/24 11:32	1
2,2-Dichloropropane	0.38	U	1.0	0.38	ug/L			03/07/24 11:32	1
cis-1,3-Dichloropropene	0.63	U	2.0	0.63	ug/L			03/07/24 11:32	1
trans-1,3-Dichloropropene	0.65	U	1.0	0.65	ug/L			03/07/24 11:32	1
1,1-Dichloropropene	0.42	U	1.0	0.42	ug/L			03/07/24 11:32	1
Ethylbenzene	0.30	U	1.0	0.30	ug/L			03/07/24 11:32	1
Hexachlorobutadiene	1.2	U	2.0	1.2	ug/L			03/07/24 11:32	1
2-Hexanone	1.7	U	5.0	1.7	ug/L			03/07/24 11:32	1
Isopropylbenzene	0.36	U	1.0	0.36	ug/L			03/07/24 11:32	1
4-Isopropyltoluene	0.43	U	1.0	0.43	ug/L			03/07/24 11:32	1
Methylene Chloride	0.94	U	1.0	0.94	ug/L			03/07/24 11:32	1
4-Methyl-2-pentanone	0.98	U	5.0	0.98	ug/L			03/07/24 11:32	1
Naphthalene	0.63	U	2.0	0.63	ug/L			03/07/24 11:32	1
n-Propylbenzene	0.53	U	1.0	0.53	ug/L			03/07/24 11:32	1
Styrene	0.36	U	1.0	0.36	ug/L			03/07/24 11:32	1
1,1,1,2-Tetrachloroethane	0.58	U	1.0	0.58	ug/L			03/07/24 11:32	1
1,1,2,2-Tetrachloroethane	0.21	U	1.0	0.21	ug/L			03/07/24 11:32	1
Tetrachloroethene	0.40	U	1.0	0.40	ug/L			03/07/24 11:32	1
Toluene	0.32	U	1.0	0.32	ug/L			03/07/24 11:32	1
1,2,3-Trichlorobenzene	0.70	U	2.0	0.70	ug/L			03/07/24 11:32	1
1,2,4-Trichlorobenzene	0.58	U	1.0	0.58	ug/L			03/07/24 11:32	1
1,1,1-Trichloroethane	0.39	U	1.0	0.39	ug/L			03/07/24 11:32	1
1,1,2-Trichloroethane	0.27	U	1.0	0.27	ug/L			03/07/24 11:32	1
Trichloroethene	0.30	U	1.0	0.30	ug/L			03/07/24 11:32	1
Trichlorofluoromethane	0.57	U	1.0	0.57	ug/L			03/07/24 11:32	1
1,2,3-Trichloropropane	0.86	U	1.0	0.86	ug/L			03/07/24 11:32	1
1,2,4-Trimethylbenzene	0.15	U	1.0	0.15	ug/L			03/07/24 11:32	1
1,3,5-Trimethylbenzene	0.37	U	1.0	0.37	ug/L			03/07/24 11:32	1
Vinyl chloride	0.51	U	2.0	0.51	ug/L			03/07/24 11:32	1
Xylenes, Total	0.33	U	1.0	0.33	ug/L			03/07/24 11:32	1
1,2-Dibromoethane	0.40	U	1.0	0.40	ug/L			03/07/24 11:32	1

Surrogate	*%Recovery*	*Qualifier*	*Limits*	*Prepared*	*Analyzed*	*Dil Fac*
1,2-Dichloroethane-d4 (Surr)	*103*		*70 - 127*		*03/07/24 11:32*	*1*
Toluene-d8 (Surr)	*100*		*80 - 125*		*03/07/24 11:32*	*1*
4-Bromofluorobenzene (Surr)	*99*		*78 - 120*		*03/07/24 11:32*	*1*
Dibromofluoromethane (Surr)	*102*		*77 - 120*		*03/07/24 11:32*	*1*

Client Sample ID: PIN12-05.2402003-046
Date Collected: 02/29/24 10:10
Date Received: 03/05/24 09:25

Lab Sample ID: 280-188346-30
Matrix: Water

Analyte	Result	Qualifier	LOQ	DL	Unit	D	Prepared	Analyzed	Dil Fac
Acetone	6.6	U	15	6.6	ug/L			03/07/24 11:53	1
Benzene	0.31	U	1.0	0.31	ug/L			03/07/24 11:53	1
Bromobenzene	0.40	U	1.0	0.40	ug/L			03/07/24 11:53	1
Bromochloromethane	0.40	U	1.0	0.40	ug/L			03/07/24 11:53	1

Method: SW846 8260B - Volatile Organic Compounds (GC/MS) (Continued)

Client Sample ID: PIN12-05.2402003-046
Date Collected: 02/29/24 10:10
Date Received: 03/05/24 09:25

Lab Sample ID: 280-188346-30
Matrix: Water

Analyte	Result	Qualifier	LOQ	DL	Unit	D	Prepared	Analyzed	Dil Fac
Bromodichloromethane	0.39	U	1.0	0.39	ug/L			03/07/24 11:53	1
Bromoform	1.2	U	2.0	1.2	ug/L			03/07/24 11:53	1
Bromomethane	2.4	U	1.0	2.4	ug/L			03/07/24 11:53	1
2-Butanone (MEK)	6.0	U	5.0	6.0	ug/L			03/07/24 11:53	1
n-Butylbenzene	0.48	U	1.0	0.48	ug/L			03/07/24 11:53	1
sec-Butylbenzene	0.45	U	1.0	0.45	ug/L			03/07/24 11:53	1
tert-Butylbenzene	0.42	U	1.0	0.42	ug/L			03/07/24 11:53	1
Carbon disulfide	0.63	U	1.0	0.63	ug/L			03/07/24 11:53	1
Carbon tetrachloride	0.57	U	1.0	0.57	ug/L			03/07/24 11:53	1
Chlorobenzene	0.42	U	1.0	0.42	ug/L			03/07/24 11:53	1
Dibromochloromethane	0.62	U	2.0	0.62	ug/L			03/07/24 11:53	1
Chloroethane	1.4	U	1.0	1.4	ug/L			03/07/24 11:53	1
Chloroform	0.36	U	1.0	0.36	ug/L			03/07/24 11:53	1
Chloromethane	0.75	U	1.0	0.75	ug/L			03/07/24 11:53	1
2-Chlorotoluene	0.34	U	1.0	0.34	ug/L			03/07/24 11:53	1
4-Chlorotoluene	0.21	U	1.0	0.21	ug/L			03/07/24 11:53	1
1,2-Dibromo-3-Chloropropane	1.8	U	1.0	1.8	ug/L			03/07/24 11:53	1
Dibromomethane	0.34	U	1.0	0.34	ug/L			03/07/24 11:53	1
1,2-Dichlorobenzene	0.37	U	1.0	0.37	ug/L			03/07/24 11:53	1
1,3-Dichlorobenzene	0.33	U	1.0	0.33	ug/L			03/07/24 11:53	1
1,4-Dichlorobenzene	0.39	U	1.0	0.39	ug/L			03/07/24 11:53	1
Dichlorodifluoromethane	0.96	U	1.0	0.96	ug/L			03/07/24 11:53	1
1,1-Dichloroethane	**2.3**		1.0	0.22	ug/L			03/07/24 11:53	1
1,2-Dichloroethane	0.54	U	1.0	0.54	ug/L			03/07/24 11:53	1
cis-1,2-Dichloroethene	**1.4**		1.0	0.32	ug/L			03/07/24 11:53	1
trans-1,2-Dichloroethene	**2.2**		1.0	0.37	ug/L			03/07/24 11:53	1
1,1-Dichloroethene	0.23	U	1.0	0.23	ug/L			03/07/24 11:53	1
1,2-Dichloropropane	0.52	U	1.0	0.52	ug/L			03/07/24 11:53	1
1,3-Dichloropropane	0.38	U	1.0	0.38	ug/L			03/07/24 11:53	1
2,2-Dichloropropane	0.38	U	1.0	0.38	ug/L			03/07/24 11:53	1
cis-1,3-Dichloropropene	0.63	U	2.0	0.63	ug/L			03/07/24 11:53	1
trans-1,3-Dichloropropene	0.65	U	1.0	0.65	ug/L			03/07/24 11:53	1
1,1-Dichloropropene	0.42	U	1.0	0.42	ug/L			03/07/24 11:53	1
Ethylbenzene	0.30	U	1.0	0.30	ug/L			03/07/24 11:53	1
Hexachlorobutadiene	1.2	U	2.0	1.2	ug/L			03/07/24 11:53	1
2-Hexanone	1.7	U	5.0	1.7	ug/L			03/07/24 11:53	1
Isopropylbenzene	0.36	U	1.0	0.36	ug/L			03/07/24 11:53	1
4-Isopropyltoluene	0.43	U	1.0	0.43	ug/L			03/07/24 11:53	1
Methylene Chloride	0.94	U	1.0	0.94	ug/L			03/07/24 11:53	1
4-Methyl-2-pentanone	0.98	U	5.0	0.98	ug/L			03/07/24 11:53	1
Naphthalene	0.63	U	2.0	0.63	ug/L			03/07/24 11:53	1
n-Propylbenzene	0.53	U	1.0	0.53	ug/L			03/07/24 11:53	1
Styrene	0.36	U	1.0	0.36	ug/L			03/07/24 11:53	1
1,1,1,2-Tetrachloroethane	0.58	U	1.0	0.58	ug/L			03/07/24 11:53	1
1,1,2,2-Tetrachloroethane	0.21	U	1.0	0.21	ug/L			03/07/24 11:53	1
Tetrachloroethene	0.40	U	1.0	0.40	ug/L			03/07/24 11:53	1
Toluene	0.32	U	1.0	0.32	ug/L			03/07/24 11:53	1
1,2,3-Trichlorobenzene	0.70	U	2.0	0.70	ug/L			03/07/24 11:53	1
1,2,4-Trichlorobenzene	0.58	U	1.0	0.58	ug/L			03/07/24 11:53	1

Method: SW846 8260B - Volatile Organic Compounds (GC/MS) (Continued)

Client Sample ID: PIN12-05.2402003-046 — **Lab Sample ID: 280-188346-30**
Date Collected: 02/29/24 10:10 — **Matrix: Water**
Date Received: 03/05/24 09:25

Analyte	Result	Qualifier	LOQ	DL	Unit	D	Prepared	Analyzed	Dil Fac
1,1,1-Trichloroethane	0.39	U	1.0	0.39	ug/L			03/07/24 11:53	1
1,1,2-Trichloroethane	0.27	U	1.0	0.27	ug/L			03/07/24 11:53	1
Trichloroethene	0.30	U	1.0	0.30	ug/L			03/07/24 11:53	1
Trichlorofluoromethane	0.57	U	1.0	0.57	ug/L			03/07/24 11:53	1
1,2,3-Trichloropropane	0.86	U	1.0	0.86	ug/L			03/07/24 11:53	1
1,2,4-Trimethylbenzene	0.15	U	1.0	0.15	ug/L			03/07/24 11:53	1
1,3,5-Trimethylbenzene	0.37	U	1.0	0.37	ug/L			03/07/24 11:53	1
Vinyl chloride	**7.8**		2.0	0.51	ug/L			03/07/24 11:53	1
Xylenes, Total	0.33	U	1.0	0.33	ug/L			03/07/24 11:53	1
1,2-Dibromoethane	0.40	U	1.0	0.40	ug/L			03/07/24 11:53	1

Surrogate	*%Recovery*	*Qualifier*	*Limits*	*Prepared*	*Analyzed*	*Dil Fac*
1,2-Dichloroethane-d4 (Surr)	*104*		*70 - 127*		*03/07/24 11:53*	*1*
Toluene-d8 (Surr)	*101*		*80 - 125*		*03/07/24 11:53*	*1*
4-Bromofluorobenzene (Surr)	*103*		*78 - 120*		*03/07/24 11:53*	*1*
Dibromofluoromethane (Surr)	*102*		*77 - 120*		*03/07/24 11:53*	*1*

Client Sample ID: PIN12-05.2402003-056 — **Lab Sample ID: 280-188346-31**
Date Collected: 03/01/24 12:55 — **Matrix: Water**
Date Received: 03/05/24 09:25

Analyte	Result	Qualifier	LOQ	DL	Unit	D	Prepared	Analyzed	Dil Fac
Acetone	6.6	U	15	6.6	ug/L			03/07/24 13:15	1
Benzene	0.31	U	1.0	0.31	ug/L			03/07/24 13:15	1
Bromobenzene	0.40	U	1.0	0.40	ug/L			03/07/24 13:15	1
Bromochloromethane	0.40	U	1.0	0.40	ug/L			03/07/24 13:15	1
Bromodichloromethane	0.39	U	1.0	0.39	ug/L			03/07/24 13:15	1
Bromoform	1.2	U	2.0	1.2	ug/L			03/07/24 13:15	1
Bromomethane	2.4	U	1.0	2.4	ug/L			03/07/24 13:15	1
2-Butanone (MEK)	6.0	U	5.0	6.0	ug/L			03/07/24 13:15	1
n-Butylbenzene	0.48	U	1.0	0.48	ug/L			03/07/24 13:15	1
sec-Butylbenzene	0.45	U	1.0	0.45	ug/L			03/07/24 13:15	1
tert-Butylbenzene	0.42	U	1.0	0.42	ug/L			03/07/24 13:15	1
Carbon disulfide	0.63	U	1.0	0.63	ug/L			03/07/24 13:15	1
Carbon tetrachloride	0.57	U	1.0	0.57	ug/L			03/07/24 13:15	1
Chlorobenzene	0.42	U	1.0	0.42	ug/L			03/07/24 13:15	1
Dibromochloromethane	0.62	U	2.0	0.62	ug/L			03/07/24 13:15	1
Chloroethane	1.4	U	1.0	1.4	ug/L			03/07/24 13:15	1
Chloroform	0.36	U	1.0	0.36	ug/L			03/07/24 13:15	1
Chloromethane	0.75	U	1.0	0.75	ug/L			03/07/24 13:15	1
2-Chlorotoluene	0.34	U	1.0	0.34	ug/L			03/07/24 13:15	1
4-Chlorotoluene	0.21	U	1.0	0.21	ug/L			03/07/24 13:15	1
1,2-Dibromo-3-Chloropropane	1.8	U	1.0	1.8	ug/L			03/07/24 13:15	1
Dibromomethane	0.34	U	1.0	0.34	ug/L			03/07/24 13:15	1
1,2-Dichlorobenzene	0.37	U	1.0	0.37	ug/L			03/07/24 13:15	1
1,3-Dichlorobenzene	0.33	U	1.0	0.33	ug/L			03/07/24 13:15	1
1,4-Dichlorobenzene	0.39	U	1.0	0.39	ug/L			03/07/24 13:15	1
Dichlorodifluoromethane	0.96	U	1.0	0.96	ug/L			03/07/24 13:15	1
1,1-Dichloroethane	0.22	U	1.0	0.22	ug/L			03/07/24 13:15	1
1,2-Dichloroethane	0.54	U	1.0	0.54	ug/L			03/07/24 13:15	1
cis-1,2-Dichloroethene	0.32	U	1.0	0.32	ug/L			03/07/24 13:15	1

Method: SW846 8260B - Volatile Organic Compounds (GC/MS) (Continued)

Client Sample ID: PIN12-05.2402003-056 — **Lab Sample ID: 280-188346-31**
Date Collected: 03/01/24 12:55 — **Matrix: Water**
Date Received: 03/05/24 09:25

Analyte	Result	Qualifier	LOQ	DL	Unit	D	Prepared	Analyzed	Dil Fac
trans-1,2-Dichloroethene	0.37	U	1.0	0.37	ug/L			03/07/24 13:15	1
1,1-Dichloroethene	0.23	U	1.0	0.23	ug/L			03/07/24 13:15	1
1,2-Dichloropropane	0.52	U	1.0	0.52	ug/L			03/07/24 13:15	1
1,3-Dichloropropane	0.38	U	1.0	0.38	ug/L			03/07/24 13:15	1
2,2-Dichloropropane	0.38	U	1.0	0.38	ug/L			03/07/24 13:15	1
cis-1,3-Dichloropropene	0.63	U	2.0	0.63	ug/L			03/07/24 13:15	1
trans-1,3-Dichloropropene	0.65	U	1.0	0.65	ug/L			03/07/24 13:15	1
1,1-Dichloropropene	0.42	U	1.0	0.42	ug/L			03/07/24 13:15	1
Ethylbenzene	0.30	U	1.0	0.30	ug/L			03/07/24 13:15	1
Hexachlorobutadiene	1.2	U	2.0	1.2	ug/L			03/07/24 13:15	1
2-Hexanone	1.7	U	5.0	1.7	ug/L			03/07/24 13:15	1
Isopropylbenzene	0.36	U	1.0	0.36	ug/L			03/07/24 13:15	1
4-Isopropyltoluene	0.43	U	1.0	0.43	ug/L			03/07/24 13:15	1
Methylene Chloride	0.94	U	1.0	0.94	ug/L			03/07/24 13:15	1
4-Methyl-2-pentanone	0.98	U	5.0	0.98	ug/L			03/07/24 13:15	1
Naphthalene	0.63	U	2.0	0.63	ug/L			03/07/24 13:15	1
n-Propylbenzene	0.53	U	1.0	0.53	ug/L			03/07/24 13:15	1
Styrene	0.36	U	1.0	0.36	ug/L			03/07/24 13:15	1
1,1,1,2-Tetrachloroethane	0.58	U	1.0	0.58	ug/L			03/07/24 13:15	1
1,1,2,2-Tetrachloroethane	0.21	U	1.0	0.21	ug/L			03/07/24 13:15	1
Tetrachloroethene	0.40	U	1.0	0.40	ug/L			03/07/24 13:15	1
Toluene	0.32	U	1.0	0.32	ug/L			03/07/24 13:15	1
1,2,3-Trichlorobenzene	0.70	U	2.0	0.70	ug/L			03/07/24 13:15	1
1,2,4-Trichlorobenzene	0.58	U	1.0	0.58	ug/L			03/07/24 13:15	1
1,1,1-Trichloroethane	0.39	U	1.0	0.39	ug/L			03/07/24 13:15	1
1,1,2-Trichloroethane	0.27	U	1.0	0.27	ug/L			03/07/24 13:15	1
Trichloroethene	0.30	U	1.0	0.30	ug/L			03/07/24 13:15	1
Trichlorofluoromethane	0.57	U	1.0	0.57	ug/L			03/07/24 13:15	1
1,2,3-Trichloropropane	0.86	U	1.0	0.86	ug/L			03/07/24 13:15	1
1,2,4-Trimethylbenzene	0.15	U	1.0	0.15	ug/L			03/07/24 13:15	1
1,3,5-Trimethylbenzene	0.37	U	1.0	0.37	ug/L			03/07/24 13:15	1
Vinyl chloride	0.51	U	2.0	0.51	ug/L			03/07/24 13:15	1
Xylenes, Total	0.33	U	1.0	0.33	ug/L			03/07/24 13:15	1
1,2-Dibromoethane	0.40	U	1.0	0.40	ug/L			03/07/24 13:15	1

Surrogate	*%Recovery*	*Qualifier*	*Limits*	*Prepared*	*Analyzed*	*Dil Fac*
1,2-Dichloroethane-d4 (Surr)	*91*		*70 - 127*		*03/07/24 13:15*	*1*
Toluene-d8 (Surr)	*94*		*80 - 125*		*03/07/24 13:15*	*1*
4-Bromofluorobenzene (Surr)	*93*		*78 - 120*		*03/07/24 13:15*	*1*
Dibromofluoromethane (Surr)	*104*		*77 - 120*		*03/07/24 13:15*	*1*

Client Sample ID: PIN12-05.2402003-057 — **Lab Sample ID: 280-188346-32**
Date Collected: 03/01/24 12:40 — **Matrix: Water**
Date Received: 03/05/24 09:25

Analyte	Result	Qualifier	LOQ	DL	Unit	D	Prepared	Analyzed	Dil Fac
Acetone	26	U	60	26	ug/L			03/07/24 16:47	4
Benzene	1.2	U	4.0	1.2	ug/L			03/07/24 16:47	4
Bromobenzene	1.6	U	4.0	1.6	ug/L			03/07/24 16:47	4
Bromochloromethane	1.6	U	4.0	1.6	ug/L			03/07/24 16:47	4
Bromodichloromethane	1.5	U	4.0	1.5	ug/L			03/07/24 16:47	4

Method: SW846 8260B - Volatile Organic Compounds (GC/MS) (Continued)

Client Sample ID: PIN12-05.2402003-057
Date Collected: 03/01/24 12:40
Date Received: 03/05/24 09:25

Lab Sample ID: 280-188346-32
Matrix: Water

Analyte	Result	Qualifier	LOQ	DL	Unit	D	Prepared	Analyzed	Dil Fac
Bromoform	4.8	U	8.0	4.8	ug/L			03/07/24 16:47	4
Bromomethane	9.4	U	4.0	9.4	ug/L			03/07/24 16:47	4
2-Butanone (MEK)	24	U	20	24	ug/L			03/07/24 16:47	4
n-Butylbenzene	1.9	U	4.0	1.9	ug/L			03/07/24 16:47	4
sec-Butylbenzene	1.8	U	4.0	1.8	ug/L			03/07/24 16:47	4
tert-Butylbenzene	1.7	U	4.0	1.7	ug/L			03/07/24 16:47	4
Carbon disulfide	2.5	U	4.0	2.5	ug/L			03/07/24 16:47	4
Carbon tetrachloride	2.3	U	4.0	2.3	ug/L			03/07/24 16:47	4
Chlorobenzene	1.7	U	4.0	1.7	ug/L			03/07/24 16:47	4
Dibromochloromethane	2.5	U	8.0	2.5	ug/L			03/07/24 16:47	4
Chloroethane	5.5	U	4.0	5.5	ug/L			03/07/24 16:47	4
Chloroform	1.4	U	4.0	1.4	ug/L			03/07/24 16:47	4
Chloromethane	3.0	U	4.0	3.0	ug/L			03/07/24 16:47	4
2-Chlorotoluene	1.4	U	4.0	1.4	ug/L			03/07/24 16:47	4
4-Chlorotoluene	0.84	U	4.0	0.84	ug/L			03/07/24 16:47	4
1,2-Dibromo-3-Chloropropane	7.0	U	4.0	7.0	ug/L			03/07/24 16:47	4
Dibromomethane	1.4	U	4.0	1.4	ug/L			03/07/24 16:47	4
1,2-Dichlorobenzene	1.5	U	4.0	1.5	ug/L			03/07/24 16:47	4
1,3-Dichlorobenzene	1.3	U	4.0	1.3	ug/L			03/07/24 16:47	4
1,4-Dichlorobenzene	1.6	U	4.0	1.6	ug/L			03/07/24 16:47	4
Dichlorodifluoromethane	3.8	U	4.0	3.8	ug/L			03/07/24 16:47	4
1,1-Dichloroethane	0.88	U	4.0	0.88	ug/L			03/07/24 16:47	4
1,2-Dichloroethane	2.2	U	4.0	2.2	ug/L			03/07/24 16:47	4
cis-1,2-Dichloroethene	1.3	U	4.0	1.3	ug/L			03/07/24 16:47	4
trans-1,2-Dichloroethene	1.5	U	4.0	1.5	ug/L			03/07/24 16:47	4
1,1-Dichloroethene	0.92	U	4.0	0.92	ug/L			03/07/24 16:47	4
1,2-Dichloropropane	2.1	U	4.0	2.1	ug/L			03/07/24 16:47	4
1,3-Dichloropropane	1.5	U	4.0	1.5	ug/L			03/07/24 16:47	4
2,2-Dichloropropane	1.5	U	4.0	1.5	ug/L			03/07/24 16:47	4
cis-1,3-Dichloropropene	2.5	U	8.0	2.5	ug/L			03/07/24 16:47	4
trans-1,3-Dichloropropene	2.6	U	4.0	2.6	ug/L			03/07/24 16:47	4
1,1-Dichloropropene	1.7	U	4.0	1.7	ug/L			03/07/24 16:47	4
Ethylbenzene	1.2	U	4.0	1.2	ug/L			03/07/24 16:47	4
Hexachlorobutadiene	4.7	U	8.0	4.7	ug/L			03/07/24 16:47	4
2-Hexanone	6.8	U	20	6.8	ug/L			03/07/24 16:47	4
Isopropylbenzene	1.5	U	4.0	1.5	ug/L			03/07/24 16:47	4
4-Isopropyltoluene	1.7	U	4.0	1.7	ug/L			03/07/24 16:47	4
Methylene Chloride	3.8	U	4.0	3.8	ug/L			03/07/24 16:47	4
4-Methyl-2-pentanone	3.9	U	20	3.9	ug/L			03/07/24 16:47	4
Naphthalene	2.5	U	8.0	2.5	ug/L			03/07/24 16:47	4
n-Propylbenzene	2.1	U	4.0	2.1	ug/L			03/07/24 16:47	4
Styrene	1.4	U	4.0	1.4	ug/L			03/07/24 16:47	4
1,1,1,2-Tetrachloroethane	2.3	U	4.0	2.3	ug/L			03/07/24 16:47	4
1,1,2,2-Tetrachloroethane	0.84	U	4.0	0.84	ug/L			03/07/24 16:47	4
Tetrachloroethene	1.6	U	4.0	1.6	ug/L			03/07/24 16:47	4
Toluene	1.3	U	4.0	1.3	ug/L			03/07/24 16:47	4
1,2,3-Trichlorobenzene	2.8	U	8.0	2.8	ug/L			03/07/24 16:47	4
1,2,4-Trichlorobenzene	2.3	U	4.0	2.3	ug/L			03/07/24 16:47	4
1,1,1-Trichloroethane	1.6	U	4.0	1.6	ug/L			03/07/24 16:47	4

Method: SW846 8260B - Volatile Organic Compounds (GC/MS) (Continued)

Client Sample ID: PIN12-05.2402003-057 — **Lab Sample ID: 280-188346-32**
Date Collected: 03/01/24 12:40 — **Matrix: Water**
Date Received: 03/05/24 09:25

Analyte	Result	Qualifier	LOQ	DL	Unit	D	Prepared	Analyzed	Dil Fac
1,1,2-Trichloroethane	1.1	U	4.0	1.1	ug/L			03/07/24 16:47	4
Trichloroethene	1.2	U	4.0	1.2	ug/L			03/07/24 16:47	4
Trichlorofluoromethane	2.3	U	4.0	2.3	ug/L			03/07/24 16:47	4
1,2,3-Trichloropropane	3.4	U	4.0	3.4	ug/L			03/07/24 16:47	4
1,2,4-Trimethylbenzene	0.60	U	4.0	0.60	ug/L			03/07/24 16:47	4
1,3,5-Trimethylbenzene	1.5	U	4.0	1.5	ug/L			03/07/24 16:47	4
Vinyl chloride	**8.4**		8.0	2.0	ug/L			03/07/24 16:47	4
Xylenes, Total	1.3	U	4.0	1.3	ug/L			03/07/24 16:47	4
1,2-Dibromoethane	1.6	U	4.0	1.6	ug/L			03/07/24 16:47	4

Surrogate	*%Recovery*	*Qualifier*	*Limits*	*Prepared*	*Analyzed*	*Dil Fac*
1,2-Dichloroethane-d4 (Surr)	*92*		*70 - 127*		*03/07/24 16:47*	*4*
Toluene-d8 (Surr)	*95*		*80 - 125*		*03/07/24 16:47*	*4*
4-Bromofluorobenzene (Surr)	*115*		*78 - 120*		*03/07/24 16:47*	*4*
Dibromofluoromethane (Surr)	*102*		*77 - 120*		*03/07/24 16:47*	*4*

Client Sample ID: PIN12-05.2402003-058 — **Lab Sample ID: 280-188346-33**
Date Collected: 03/01/24 12:15 — **Matrix: Water**
Date Received: 03/05/24 09:25

Analyte	Result	Qualifier	LOQ	DL	Unit	D	Prepared	Analyzed	Dil Fac
Acetone	26	U	60	26	ug/L			03/07/24 17:08	4
Benzene	1.2	U	4.0	1.2	ug/L			03/07/24 17:08	4
Bromobenzene	1.6	U	4.0	1.6	ug/L			03/07/24 17:08	4
Bromochloromethane	1.6	U	4.0	1.6	ug/L			03/07/24 17:08	4
Bromodichloromethane	1.5	U	4.0	1.5	ug/L			03/07/24 17:08	4
Bromoform	4.8	U	8.0	4.8	ug/L			03/07/24 17:08	4
Bromomethane	9.4	U	4.0	9.4	ug/L			03/07/24 17:08	4
2-Butanone (MEK)	24	U	20	24	ug/L			03/07/24 17:08	4
n-Butylbenzene	1.9	U	4.0	1.9	ug/L			03/07/24 17:08	4
sec-Butylbenzene	1.8	U	4.0	1.8	ug/L			03/07/24 17:08	4
tert-Butylbenzene	1.7	U	4.0	1.7	ug/L			03/07/24 17:08	4
Carbon disulfide	2.5	U	4.0	2.5	ug/L			03/07/24 17:08	4
Carbon tetrachloride	2.3	U	4.0	2.3	ug/L			03/07/24 17:08	4
Chlorobenzene	1.7	U	4.0	1.7	ug/L			03/07/24 17:08	4
Dibromochloromethane	2.5	U	8.0	2.5	ug/L			03/07/24 17:08	4
Chloroethane	5.5	U	4.0	5.5	ug/L			03/07/24 17:08	4
Chloroform	1.4	U	4.0	1.4	ug/L			03/07/24 17:08	4
Chloromethane	3.0	U	4.0	3.0	ug/L			03/07/24 17:08	4
2-Chlorotoluene	1.4	U	4.0	1.4	ug/L			03/07/24 17:08	4
4-Chlorotoluene	0.84	U	4.0	0.84	ug/L			03/07/24 17:08	4
1,2-Dibromo-3-Chloropropane	7.0	U	4.0	7.0	ug/L			03/07/24 17:08	4
Dibromomethane	1.4	U	4.0	1.4	ug/L			03/07/24 17:08	4
1,2-Dichlorobenzene	1.5	U	4.0	1.5	ug/L			03/07/24 17:08	4
1,3-Dichlorobenzene	1.3	U	4.0	1.3	ug/L			03/07/24 17:08	4
1,4-Dichlorobenzene	1.6	U	4.0	1.6	ug/L			03/07/24 17:08	4
Dichlorodifluoromethane	3.8	U	4.0	3.8	ug/L			03/07/24 17:08	4
1,1-Dichloroethane	0.88	U	4.0	0.88	ug/L			03/07/24 17:08	4
1,2-Dichloroethane	2.2	U	4.0	2.2	ug/L			03/07/24 17:08	4
cis-1,2-Dichloroethene	1.3	U	4.0	1.3	ug/L			03/07/24 17:08	4
trans-1,2-Dichloroethene	1.5	U	4.0	1.5	ug/L			03/07/24 17:08	4

Method: SW846 8260B - Volatile Organic Compounds (GC/MS) (Continued)

Client Sample ID: PIN12-05.2402003-058 **Lab Sample ID: 280-188346-33**
Date Collected: 03/01/24 12:15 **Matrix: Water**
Date Received: 03/05/24 09:25

Analyte	Result	Qualifier	LOQ	DL	Unit	D	Prepared	Analyzed	Dil Fac
1,1-Dichloroethene	0.92	U	4.0	0.92	ug/L			03/07/24 17:08	4
1,2-Dichloropropane	2.1	U	4.0	2.1	ug/L			03/07/24 17:08	4
1,3-Dichloropropane	1.5	U	4.0	1.5	ug/L			03/07/24 17:08	4
2,2-Dichloropropane	1.5	U	4.0	1.5	ug/L			03/07/24 17:08	4
cis-1,3-Dichloropropene	2.5	U	8.0	2.5	ug/L			03/07/24 17:08	4
trans-1,3-Dichloropropene	2.6	U	4.0	2.6	ug/L			03/07/24 17:08	4
1,1-Dichloropropene	1.7	U	4.0	1.7	ug/L			03/07/24 17:08	4
Ethylbenzene	1.2	U	4.0	1.2	ug/L			03/07/24 17:08	4
Hexachlorobutadiene	4.7	U	8.0	4.7	ug/L			03/07/24 17:08	4
2-Hexanone	6.8	U	20	6.8	ug/L			03/07/24 17:08	4
Isopropylbenzene	1.5	U	4.0	1.5	ug/L			03/07/24 17:08	4
4-Isopropyltoluene	1.7	U	4.0	1.7	ug/L			03/07/24 17:08	4
Methylene Chloride	3.8	U	4.0	3.8	ug/L			03/07/24 17:08	4
4-Methyl-2-pentanone	3.9	U	20	3.9	ug/L			03/07/24 17:08	4
Naphthalene	2.5	U	8.0	2.5	ug/L			03/07/24 17:08	4
n-Propylbenzene	2.1	U	4.0	2.1	ug/L			03/07/24 17:08	4
Styrene	1.4	U	4.0	1.4	ug/L			03/07/24 17:08	4
1,1,1,2-Tetrachloroethane	2.3	U	4.0	2.3	ug/L			03/07/24 17:08	4
1,1,2,2-Tetrachloroethane	0.84	U	4.0	0.84	ug/L			03/07/24 17:08	4
Tetrachloroethene	1.6	U	4.0	1.6	ug/L			03/07/24 17:08	4
Toluene	1.3	U	4.0	1.3	ug/L			03/07/24 17:08	4
1,2,3-Trichlorobenzene	2.8	U	8.0	2.8	ug/L			03/07/24 17:08	4
1,2,4-Trichlorobenzene	2.3	U	4.0	2.3	ug/L			03/07/24 17:08	4
1,1,1-Trichloroethane	1.6	U	4.0	1.6	ug/L			03/07/24 17:08	4
1,1,2-Trichloroethane	1.1	U	4.0	1.1	ug/L			03/07/24 17:08	4
Trichloroethene	1.2	U	4.0	1.2	ug/L			03/07/24 17:08	4
Trichlorofluoromethane	2.3	U	4.0	2.3	ug/L			03/07/24 17:08	4
1,2,3-Trichloropropane	3.4	U	4.0	3.4	ug/L			03/07/24 17:08	4
1,2,4-Trimethylbenzene	0.60	U	4.0	0.60	ug/L			03/07/24 17:08	4
1,3,5-Trimethylbenzene	1.5	U	4.0	1.5	ug/L			03/07/24 17:08	4
Vinyl chloride	2.0	U	8.0	2.0	ug/L			03/07/24 17:08	4
Xylenes, Total	1.3	U	4.0	1.3	ug/L			03/07/24 17:08	4
1,2-Dibromoethane	1.6	U	4.0	1.6	ug/L			03/07/24 17:08	4

Surrogate	*%Recovery*	*Qualifier*	*Limits*	*Prepared*	*Analyzed*	*Dil Fac*
1,2-Dichloroethane-d4 (Surr)	*90*		*70 - 127*		*03/07/24 17:08*	*4*
Toluene-d8 (Surr)	*95*		*80 - 125*		*03/07/24 17:08*	*4*
4-Bromofluorobenzene (Surr)	*93*		*78 - 120*		*03/07/24 17:08*	*4*
Dibromofluoromethane (Surr)	*102*		*77 - 120*		*03/07/24 17:08*	*4*

Client Sample ID: PIN12-05.2402003-059 **Lab Sample ID: 280-188346-34**
Date Collected: 03/01/24 11:45 **Matrix: Water**
Date Received: 03/05/24 09:25

Analyte	Result	Qualifier	LOQ	DL	Unit	D	Prepared	Analyzed	Dil Fac
Acetone	6.6	U	15	6.6	ug/L			03/07/24 13:37	1
Benzene	0.31	U	1.0	0.31	ug/L			03/07/24 13:37	1
Bromobenzene	0.40	U	1.0	0.40	ug/L			03/07/24 13:37	1
Bromochloromethane	0.40	U	1.0	0.40	ug/L			03/07/24 13:37	1
Bromodichloromethane	0.39	U	1.0	0.39	ug/L			03/07/24 13:37	1
Bromoform	1.2	U	2.0	1.2	ug/L			03/07/24 13:37	1

Method: SW846 8260B - Volatile Organic Compounds (GC/MS) (Continued)

Client Sample ID: PIN12-05.2402003-059
Date Collected: 03/01/24 11:45
Date Received: 03/05/24 09:25

Lab Sample ID: 280-188346-34
Matrix: Water

Analyte	Result	Qualifier	LOQ	DL	Unit	D	Prepared	Analyzed	Dil Fac
Bromomethane	2.4	U	1.0	2.4	ug/L			03/07/24 13:37	1
2-Butanone (MEK)	6.0	U	5.0	6.0	ug/L			03/07/24 13:37	1
n-Butylbenzene	0.48	U	1.0	0.48	ug/L			03/07/24 13:37	1
sec-Butylbenzene	0.45	U	1.0	0.45	ug/L			03/07/24 13:37	1
tert-Butylbenzene	0.42	U	1.0	0.42	ug/L			03/07/24 13:37	1
Carbon disulfide	0.63	U	1.0	0.63	ug/L			03/07/24 13:37	1
Carbon tetrachloride	0.57	U	1.0	0.57	ug/L			03/07/24 13:37	1
Chlorobenzene	0.42	U	1.0	0.42	ug/L			03/07/24 13:37	1
Dibromochloromethane	0.62	U	2.0	0.62	ug/L			03/07/24 13:37	1
Chloroethane	1.4	U	1.0	1.4	ug/L			03/07/24 13:37	1
Chloroform	0.36	U	1.0	0.36	ug/L			03/07/24 13:37	1
Chloromethane	0.75	U	1.0	0.75	ug/L			03/07/24 13:37	1
2-Chlorotoluene	0.34	U	1.0	0.34	ug/L			03/07/24 13:37	1
4-Chlorotoluene	0.21	U	1.0	0.21	ug/L			03/07/24 13:37	1
1,2-Dibromo-3-Chloropropane	1.8	U	1.0	1.8	ug/L			03/07/24 13:37	1
Dibromomethane	0.34	U	1.0	0.34	ug/L			03/07/24 13:37	1
1,2-Dichlorobenzene	0.37	U	1.0	0.37	ug/L			03/07/24 13:37	1
1,3-Dichlorobenzene	0.33	U	1.0	0.33	ug/L			03/07/24 13:37	1
1,4-Dichlorobenzene	0.39	U	1.0	0.39	ug/L			03/07/24 13:37	1
Dichlorodifluoromethane	0.96	U	1.0	0.96	ug/L			03/07/24 13:37	1
1,1-Dichloroethane	0.22	U	1.0	0.22	ug/L			03/07/24 13:37	1
1,2-Dichloroethane	0.54	U	1.0	0.54	ug/L			03/07/24 13:37	1
cis-1,2-Dichloroethene	0.32	U	1.0	0.32	ug/L			03/07/24 13:37	1
trans-1,2-Dichloroethene	0.37	U	1.0	0.37	ug/L			03/07/24 13:37	1
1,1-Dichloroethene	0.23	U	1.0	0.23	ug/L			03/07/24 13:37	1
1,2-Dichloropropane	0.52	U	1.0	0.52	ug/L			03/07/24 13:37	1
1,3-Dichloropropane	0.38	U	1.0	0.38	ug/L			03/07/24 13:37	1
2,2-Dichloropropane	0.38	U	1.0	0.38	ug/L			03/07/24 13:37	1
cis-1,3-Dichloropropene	0.63	U	2.0	0.63	ug/L			03/07/24 13:37	1
trans-1,3-Dichloropropene	0.65	U	1.0	0.65	ug/L			03/07/24 13:37	1
1,1-Dichloropropene	0.42	U	1.0	0.42	ug/L			03/07/24 13:37	1
Ethylbenzene	0.30	U	1.0	0.30	ug/L			03/07/24 13:37	1
Hexachlorobutadiene	1.2	U	2.0	1.2	ug/L			03/07/24 13:37	1
2-Hexanone	1.7	U	5.0	1.7	ug/L			03/07/24 13:37	1
Isopropylbenzene	0.36	U	1.0	0.36	ug/L			03/07/24 13:37	1
4-Isopropyltoluene	0.43	U	1.0	0.43	ug/L			03/07/24 13:37	1
Methylene Chloride	0.94	U	1.0	0.94	ug/L			03/07/24 13:37	1
4-Methyl-2-pentanone	0.98	U	5.0	0.98	ug/L			03/07/24 13:37	1
Naphthalene	0.63	U	2.0	0.63	ug/L			03/07/24 13:37	1
n-Propylbenzene	0.53	U	1.0	0.53	ug/L			03/07/24 13:37	1
Styrene	0.36	U	1.0	0.36	ug/L			03/07/24 13:37	1
1,1,1,2-Tetrachloroethane	0.58	U	1.0	0.58	ug/L			03/07/24 13:37	1
1,1,2,2-Tetrachloroethane	0.21	U	1.0	0.21	ug/L			03/07/24 13:37	1
Tetrachloroethene	0.40	U	1.0	0.40	ug/L			03/07/24 13:37	1
Toluene	0.32	U	1.0	0.32	ug/L			03/07/24 13:37	1
1,2,3-Trichlorobenzene	0.70	U	2.0	0.70	ug/L			03/07/24 13:37	1
1,2,4-Trichlorobenzene	0.58	U	1.0	0.58	ug/L			03/07/24 13:37	1
1,1,1-Trichloroethane	0.39	U	1.0	0.39	ug/L			03/07/24 13:37	1
1,1,2-Trichloroethane	0.27	U	1.0	0.27	ug/L			03/07/24 13:37	1

Method: SW846 8260B - Volatile Organic Compounds (GC/MS) (Continued)

Client Sample ID: PIN12-05.2402003-059 — **Lab Sample ID: 280-188346-34**
Date Collected: 03/01/24 11:45 — **Matrix: Water**
Date Received: 03/05/24 09:25

Analyte	Result	Qualifier	LOQ	DL	Unit	D	Prepared	Analyzed	Dil Fac
Trichloroethene	0.30	U	1.0	0.30	ug/L			03/07/24 13:37	1
Trichlorofluoromethane	0.57	U	1.0	0.57	ug/L			03/07/24 13:37	1
1,2,3-Trichloropropane	0.86	U	1.0	0.86	ug/L			03/07/24 13:37	1
1,2,4-Trimethylbenzene	0.15	U	1.0	0.15	ug/L			03/07/24 13:37	1
1,3,5-Trimethylbenzene	0.37	U	1.0	0.37	ug/L			03/07/24 13:37	1
Vinyl chloride	**0.99**	**J**	2.0	0.51	ug/L			03/07/24 13:37	1
Xylenes, Total	0.33	U	1.0	0.33	ug/L			03/07/24 13:37	1
1,2-Dibromoethane	0.40	U	1.0	0.40	ug/L			03/07/24 13:37	1

Surrogate	*%Recovery*	*Qualifier*	*Limits*	*Prepared*	*Analyzed*	*Dil Fac*
1,2-Dichloroethane-d4 (Surr)	*93*		*70 - 127*		*03/07/24 13:37*	*1*
Toluene-d8 (Surr)	*92*		*80 - 125*		*03/07/24 13:37*	*1*
4-Bromofluorobenzene (Surr)	*97*		*78 - 120*		*03/07/24 13:37*	*1*
Dibromofluoromethane (Surr)	*102*		*77 - 120*		*03/07/24 13:37*	*1*

Client Sample ID: PIN12-05.2402003-060 — **Lab Sample ID: 280-188346-35**
Date Collected: 03/01/24 11:25 — **Matrix: Water**
Date Received: 03/05/24 09:25

Analyte	Result	Qualifier	LOQ	DL	Unit	D	Prepared	Analyzed	Dil Fac
Acetone	26	U	60	26	ug/L			03/07/24 17:29	4
Benzene	1.2	U	4.0	1.2	ug/L			03/07/24 17:29	4
Bromobenzene	1.6	U	4.0	1.6	ug/L			03/07/24 17:29	4
Bromochloromethane	1.6	U	4.0	1.6	ug/L			03/07/24 17:29	4
Bromodichloromethane	1.5	U	4.0	1.5	ug/L			03/07/24 17:29	4
Bromoform	4.8	U	8.0	4.8	ug/L			03/07/24 17:29	4
Bromomethane	9.4	U	4.0	9.4	ug/L			03/07/24 17:29	4
2-Butanone (MEK)	24	U	20	24	ug/L			03/07/24 17:29	4
n-Butylbenzene	1.9	U	4.0	1.9	ug/L			03/07/24 17:29	4
sec-Butylbenzene	1.8	U	4.0	1.8	ug/L			03/07/24 17:29	4
tert-Butylbenzene	1.7	U	4.0	1.7	ug/L			03/07/24 17:29	4
Carbon disulfide	2.5	U	4.0	2.5	ug/L			03/07/24 17:29	4
Carbon tetrachloride	2.3	U	4.0	2.3	ug/L			03/07/24 17:29	4
Chlorobenzene	1.7	U	4.0	1.7	ug/L			03/07/24 17:29	4
Dibromochloromethane	2.5	U	8.0	2.5	ug/L			03/07/24 17:29	4
Chloroethane	5.5	U	4.0	5.5	ug/L			03/07/24 17:29	4
Chloroform	1.4	U	4.0	1.4	ug/L			03/07/24 17:29	4
Chloromethane	3.0	U	4.0	3.0	ug/L			03/07/24 17:29	4
2-Chlorotoluene	1.4	U	4.0	1.4	ug/L			03/07/24 17:29	4
4-Chlorotoluene	0.84	U	4.0	0.84	ug/L			03/07/24 17:29	4
1,2-Dibromo-3-Chloropropane	7.0	U	4.0	7.0	ug/L			03/07/24 17:29	4
Dibromomethane	1.4	U	4.0	1.4	ug/L			03/07/24 17:29	4
1,2-Dichlorobenzene	1.5	U	4.0	1.5	ug/L			03/07/24 17:29	4
1,3-Dichlorobenzene	1.3	U	4.0	1.3	ug/L			03/07/24 17:29	4
1,4-Dichlorobenzene	1.6	U	4.0	1.6	ug/L			03/07/24 17:29	4
Dichlorodifluoromethane	3.8	U	4.0	3.8	ug/L			03/07/24 17:29	4
1,1-Dichloroethane	0.88	U	4.0	0.88	ug/L			03/07/24 17:29	4
1,2-Dichloroethane	2.2	U	4.0	2.2	ug/L			03/07/24 17:29	4
cis-1,2-Dichloroethene	1.3	U	4.0	1.3	ug/L			03/07/24 17:29	4
trans-1,2-Dichloroethene	1.5	U	4.0	1.5	ug/L			03/07/24 17:29	4
1,1-Dichloroethene	0.92	U	4.0	0.92	ug/L			03/07/24 17:29	4

Method: SW846 8260B - Volatile Organic Compounds (GC/MS) (Continued)

Client Sample ID: PIN12-05.2402003-060 — **Lab Sample ID: 280-188346-35**
Date Collected: 03/01/24 11:25 — **Matrix: Water**
Date Received: 03/05/24 09:25

Analyte	Result	Qualifier	LOQ	DL	Unit	D	Prepared	Analyzed	Dil Fac
1,2-Dichloropropane	2.1	U	4.0	2.1	ug/L			03/07/24 17:29	4
1,3-Dichloropropane	1.5	U	4.0	1.5	ug/L			03/07/24 17:29	4
2,2-Dichloropropane	1.5	U	4.0	1.5	ug/L			03/07/24 17:29	4
cis-1,3-Dichloropropene	2.5	U	8.0	2.5	ug/L			03/07/24 17:29	4
trans-1,3-Dichloropropene	2.6	U	4.0	2.6	ug/L			03/07/24 17:29	4
1,1-Dichloropropene	1.7	U	4.0	1.7	ug/L			03/07/24 17:29	4
Ethylbenzene	1.2	U	4.0	1.2	ug/L			03/07/24 17:29	4
Hexachlorobutadiene	4.7	U	8.0	4.7	ug/L			03/07/24 17:29	4
2-Hexanone	6.8	U	20	6.8	ug/L			03/07/24 17:29	4
Isopropylbenzene	1.5	U	4.0	1.5	ug/L			03/07/24 17:29	4
4-Isopropyltoluene	1.7	U	4.0	1.7	ug/L			03/07/24 17:29	4
Methylene Chloride	3.8	U	4.0	3.8	ug/L			03/07/24 17:29	4
4-Methyl-2-pentanone	3.9	U	20	3.9	ug/L			03/07/24 17:29	4
Naphthalene	2.5	U	8.0	2.5	ug/L			03/07/24 17:29	4
n-Propylbenzene	2.1	U	4.0	2.1	ug/L			03/07/24 17:29	4
Styrene	1.4	U	4.0	1.4	ug/L			03/07/24 17:29	4
1,1,1,2-Tetrachloroethane	2.3	U	4.0	2.3	ug/L			03/07/24 17:29	4
1,1,2,2-Tetrachloroethane	0.84	U	4.0	0.84	ug/L			03/07/24 17:29	4
Tetrachloroethene	1.6	U	4.0	1.6	ug/L			03/07/24 17:29	4
Toluene	1.3	U	4.0	1.3	ug/L			03/07/24 17:29	4
1,2,3-Trichlorobenzene	2.8	U	8.0	2.8	ug/L			03/07/24 17:29	4
1,2,4-Trichlorobenzene	2.3	U	4.0	2.3	ug/L			03/07/24 17:29	4
1,1,1-Trichloroethane	1.6	U	4.0	1.6	ug/L			03/07/24 17:29	4
1,1,2-Trichloroethane	1.1	U	4.0	1.1	ug/L			03/07/24 17:29	4
Trichloroethene	1.2	U	4.0	1.2	ug/L			03/07/24 17:29	4
Trichlorofluoromethane	2.3	U	4.0	2.3	ug/L			03/07/24 17:29	4
1,2,3-Trichloropropane	3.4	U	4.0	3.4	ug/L			03/07/24 17:29	4
1,2,4-Trimethylbenzene	0.60	U	4.0	0.60	ug/L			03/07/24 17:29	4
1,3,5-Trimethylbenzene	1.5	U	4.0	1.5	ug/L			03/07/24 17:29	4
Vinyl chloride	2.0	U	8.0	2.0	ug/L			03/07/24 17:29	4
Xylenes, Total	1.3	U	4.0	1.3	ug/L			03/07/24 17:29	4
1,2-Dibromoethane	1.6	U	4.0	1.6	ug/L			03/07/24 17:29	4

Surrogate	*%Recovery*	*Qualifier*	*Limits*	*Prepared*	*Analyzed*	*Dil Fac*
1,2-Dichloroethane-d4 (Surr)	*89*		*70 - 127*		*03/07/24 17:29*	*4*
Toluene-d8 (Surr)	*94*		*80 - 125*		*03/07/24 17:29*	*4*
4-Bromofluorobenzene (Surr)	*94*		*78 - 120*		*03/07/24 17:29*	*4*
Dibromofluoromethane (Surr)	*103*		*77 - 120*		*03/07/24 17:29*	*4*

Client Sample ID: PIN12-05.2402003-061 — **Lab Sample ID: 280-188346-36**
Date Collected: 03/01/24 11:20 — **Matrix: Water**
Date Received: 03/05/24 09:25

Analyte	Result	Qualifier	LOQ	DL	Unit	D	Prepared	Analyzed	Dil Fac
Acetone	26	U	60	26	ug/L			03/07/24 17:51	4
Benzene	1.2	U	4.0	1.2	ug/L			03/07/24 17:51	4
Bromobenzene	1.6	U	4.0	1.6	ug/L			03/07/24 17:51	4
Bromochloromethane	1.6	U	4.0	1.6	ug/L			03/07/24 17:51	4
Bromodichloromethane	1.5	U	4.0	1.5	ug/L			03/07/24 17:51	4
Bromoform	4.8	U	8.0	4.8	ug/L			03/07/24 17:51	4
Bromomethane	9.4	U	4.0	9.4	ug/L			03/07/24 17:51	4

Method: SW846 8260B - Volatile Organic Compounds (GC/MS) (Continued)

Client Sample ID: PIN12-05.2402003-061
Date Collected: 03/01/24 11:20
Date Received: 03/05/24 09:25

Lab Sample ID: 280-188346-36
Matrix: Water

Analyte	Result	Qualifier	LOQ	DL	Unit	D	Prepared	Analyzed	Dil Fac
2-Butanone (MEK)	24	U	20	24	ug/L			03/07/24 17:51	4
n-Butylbenzene	1.9	U	4.0	1.9	ug/L			03/07/24 17:51	4
sec-Butylbenzene	1.8	U	4.0	1.8	ug/L			03/07/24 17:51	4
tert-Butylbenzene	1.7	U	4.0	1.7	ug/L			03/07/24 17:51	4
Carbon disulfide	2.5	U	4.0	2.5	ug/L			03/07/24 17:51	4
Carbon tetrachloride	2.3	U	4.0	2.3	ug/L			03/07/24 17:51	4
Chlorobenzene	1.7	U	4.0	1.7	ug/L			03/07/24 17:51	4
Dibromochloromethane	2.5	U	8.0	2.5	ug/L			03/07/24 17:51	4
Chloroethane	5.5	U	4.0	5.5	ug/L			03/07/24 17:51	4
Chloroform	1.4	U	4.0	1.4	ug/L			03/07/24 17:51	4
Chloromethane	3.0	U	4.0	3.0	ug/L			03/07/24 17:51	4
2-Chlorotoluene	1.4	U	4.0	1.4	ug/L			03/07/24 17:51	4
4-Chlorotoluene	0.84	U	4.0	0.84	ug/L			03/07/24 17:51	4
1,2-Dibromo-3-Chloropropane	7.0	U	4.0	7.0	ug/L			03/07/24 17:51	4
Dibromomethane	1.4	U	4.0	1.4	ug/L			03/07/24 17:51	4
1,2-Dichlorobenzene	1.5	U	4.0	1.5	ug/L			03/07/24 17:51	4
1,3-Dichlorobenzene	1.3	U	4.0	1.3	ug/L			03/07/24 17:51	4
1,4-Dichlorobenzene	1.6	U	4.0	1.6	ug/L			03/07/24 17:51	4
Dichlorodifluoromethane	3.8	U	4.0	3.8	ug/L			03/07/24 17:51	4
1,1-Dichloroethane	0.88	U	4.0	0.88	ug/L			03/07/24 17:51	4
1,2-Dichloroethane	2.2	U	4.0	2.2	ug/L			03/07/24 17:51	4
cis-1,2-Dichloroethene	1.3	U	4.0	1.3	ug/L			03/07/24 17:51	4
trans-1,2-Dichloroethene	1.5	U	4.0	1.5	ug/L			03/07/24 17:51	4
1,1-Dichloroethene	0.92	U	4.0	0.92	ug/L			03/07/24 17:51	4
1,2-Dichloropropane	2.1	U	4.0	2.1	ug/L			03/07/24 17:51	4
1,3-Dichloropropane	1.5	U	4.0	1.5	ug/L			03/07/24 17:51	4
2,2-Dichloropropane	1.5	U	4.0	1.5	ug/L			03/07/24 17:51	4
cis-1,3-Dichloropropene	2.5	U	8.0	2.5	ug/L			03/07/24 17:51	4
trans-1,3-Dichloropropene	2.6	U	4.0	2.6	ug/L			03/07/24 17:51	4
1,1-Dichloropropene	1.7	U	4.0	1.7	ug/L			03/07/24 17:51	4
Ethylbenzene	1.2	U	4.0	1.2	ug/L			03/07/24 17:51	4
Hexachlorobutadiene	4.7	U	8.0	4.7	ug/L			03/07/24 17:51	4
2-Hexanone	6.8	U	20	6.8	ug/L			03/07/24 17:51	4
Isopropylbenzene	1.5	U	4.0	1.5	ug/L			03/07/24 17:51	4
4-Isopropyltoluene	1.7	U	4.0	1.7	ug/L			03/07/24 17:51	4
Methylene Chloride	3.8	U	4.0	3.8	ug/L			03/07/24 17:51	4
4-Methyl-2-pentanone	3.9	U	20	3.9	ug/L			03/07/24 17:51	4
Naphthalene	2.5	U	8.0	2.5	ug/L			03/07/24 17:51	4
n-Propylbenzene	2.1	U	4.0	2.1	ug/L			03/07/24 17:51	4
Styrene	1.4	U	4.0	1.4	ug/L			03/07/24 17:51	4
1,1,1,2-Tetrachloroethane	2.3	U	4.0	2.3	ug/L			03/07/24 17:51	4
1,1,2,2-Tetrachloroethane	0.84	U	4.0	0.84	ug/L			03/07/24 17:51	4
Tetrachloroethene	1.6	U	4.0	1.6	ug/L			03/07/24 17:51	4
Toluene	1.3	U	4.0	1.3	ug/L			03/07/24 17:51	4
1,2,3-Trichlorobenzene	2.8	U	8.0	2.8	ug/L			03/07/24 17:51	4
1,2,4-Trichlorobenzene	2.3	U	4.0	2.3	ug/L			03/07/24 17:51	4
1,1,1-Trichloroethane	1.6	U	4.0	1.6	ug/L			03/07/24 17:51	4
1,1,2-Trichloroethane	1.1	U	4.0	1.1	ug/L			03/07/24 17:51	4
Trichloroethene	1.2	U	4.0	1.2	ug/L			03/07/24 17:51	4

Method: SW846 8260B - Volatile Organic Compounds (GC/MS) (Continued)

Client Sample ID: PIN12-05.2402003-061 — **Lab Sample ID: 280-188346-36**
Date Collected: 03/01/24 11:20 — **Matrix: Water**
Date Received: 03/05/24 09:25

Analyte	Result	Qualifier	LOQ	DL	Unit	D	Prepared	Analyzed	Dil Fac
Trichlorofluoromethane	2.3	U	4.0	2.3	ug/L			03/07/24 17:51	4
1,2,3-Trichloropropane	3.4	U	4.0	3.4	ug/L			03/07/24 17:51	4
1,2,4-Trimethylbenzene	0.60	U	4.0	0.60	ug/L			03/07/24 17:51	4
1,3,5-Trimethylbenzene	1.5	U	4.0	1.5	ug/L			03/07/24 17:51	4
Vinyl chloride	2.0	U	8.0	2.0	ug/L			03/07/24 17:51	4
Xylenes, Total	1.3	U	4.0	1.3	ug/L			03/07/24 17:51	4
1,2-Dibromoethane	1.6	U	4.0	1.6	ug/L			03/07/24 17:51	4

Surrogate	*%Recovery*	*Qualifier*	*Limits*	*Prepared*	*Analyzed*	*Dil Fac*
1,2-Dichloroethane-d4 (Surr)	*89*		*70 - 127*		*03/07/24 17:51*	*4*
Toluene-d8 (Surr)	*95*		*80 - 125*		*03/07/24 17:51*	*4*
4-Bromofluorobenzene (Surr)	*94*		*78 - 120*		*03/07/24 17:51*	*4*
Dibromofluoromethane (Surr)	*103*		*77 - 120*		*03/07/24 17:51*	*4*

Client Sample ID: PIN12-05.2402003-062 — **Lab Sample ID: 280-188346-37**
Date Collected: 02/29/24 14:20 — **Matrix: Water**
Date Received: 03/05/24 09:25

Analyte	Result	Qualifier	LOQ	DL	Unit	D	Prepared	Analyzed	Dil Fac
Acetone	6.6	U	15	6.6	ug/L			03/07/24 12:15	1
Benzene	0.31	U	1.0	0.31	ug/L			03/07/24 12:15	1
Bromobenzene	0.40	U	1.0	0.40	ug/L			03/07/24 12:15	1
Bromochloromethane	0.40	U	1.0	0.40	ug/L			03/07/24 12:15	1
Bromodichloromethane	0.39	U	1.0	0.39	ug/L			03/07/24 12:15	1
Bromoform	1.2	U	2.0	1.2	ug/L			03/07/24 12:15	1
Bromomethane	2.4	U	1.0	2.4	ug/L			03/07/24 12:15	1
2-Butanone (MEK)	6.0	U	5.0	6.0	ug/L			03/07/24 12:15	1
n-Butylbenzene	0.48	U	1.0	0.48	ug/L			03/07/24 12:15	1
sec-Butylbenzene	0.45	U	1.0	0.45	ug/L			03/07/24 12:15	1
tert-Butylbenzene	0.42	U	1.0	0.42	ug/L			03/07/24 12:15	1
Carbon disulfide	0.63	U	1.0	0.63	ug/L			03/07/24 12:15	1
Carbon tetrachloride	0.57	U	1.0	0.57	ug/L			03/07/24 12:15	1
Chlorobenzene	0.42	U	1.0	0.42	ug/L			03/07/24 12:15	1
Dibromochloromethane	0.62	U	2.0	0.62	ug/L			03/07/24 12:15	1
Chloroethane	1.4	U	1.0	1.4	ug/L			03/07/24 12:15	1
Chloroform	0.36	U	1.0	0.36	ug/L			03/07/24 12:15	1
Chloromethane	0.75	U	1.0	0.75	ug/L			03/07/24 12:15	1
2-Chlorotoluene	0.34	U	1.0	0.34	ug/L			03/07/24 12:15	1
4-Chlorotoluene	0.21	U	1.0	0.21	ug/L			03/07/24 12:15	1
1,2-Dibromo-3-Chloropropane	1.8	U	1.0	1.8	ug/L			03/07/24 12:15	1
Dibromomethane	0.34	U	1.0	0.34	ug/L			03/07/24 12:15	1
1,2-Dichlorobenzene	0.37	U	1.0	0.37	ug/L			03/07/24 12:15	1
1,3-Dichlorobenzene	0.33	U	1.0	0.33	ug/L			03/07/24 12:15	1
1,4-Dichlorobenzene	0.39	U	1.0	0.39	ug/L			03/07/24 12:15	1
Dichlorodifluoromethane	0.96	U	1.0	0.96	ug/L			03/07/24 12:15	1
1,1-Dichloroethane	0.22	U	1.0	0.22	ug/L			03/07/24 12:15	1
1,2-Dichloroethane	0.54	U	1.0	0.54	ug/L			03/07/24 12:15	1
cis-1,2-Dichloroethene	0.32	U	1.0	0.32	ug/L			03/07/24 12:15	1
trans-1,2-Dichloroethene	0.37	U	1.0	0.37	ug/L			03/07/24 12:15	1
1,1-Dichloroethene	0.23	U	1.0	0.23	ug/L			03/07/24 12:15	1
1,2-Dichloropropane	0.52	U	1.0	0.52	ug/L			03/07/24 12:15	1

Method: SW846 8260B - Volatile Organic Compounds (GC/MS) (Continued)

Client Sample ID: PIN12-05.2402003-062 **Lab Sample ID: 280-188346-37**
Date Collected: 02/29/24 14:20 **Matrix: Water**
Date Received: 03/05/24 09:25

Analyte	Result	Qualifier	LOQ	DL	Unit	D	Prepared	Analyzed	Dil Fac
1,3-Dichloropropane	0.38	U	1.0	0.38	ug/L			03/07/24 12:15	1
2,2-Dichloropropane	0.38	U	1.0	0.38	ug/L			03/07/24 12:15	1
cis-1,3-Dichloropropene	0.63	U	2.0	0.63	ug/L			03/07/24 12:15	1
trans-1,3-Dichloropropene	0.65	U	1.0	0.65	ug/L			03/07/24 12:15	1
1,1-Dichloropropene	0.42	U	1.0	0.42	ug/L			03/07/24 12:15	1
Ethylbenzene	0.30	U	1.0	0.30	ug/L			03/07/24 12:15	1
Hexachlorobutadiene	1.2	U	2.0	1.2	ug/L			03/07/24 12:15	1
2-Hexanone	1.7	U	5.0	1.7	ug/L			03/07/24 12:15	1
Isopropylbenzene	0.36	U	1.0	0.36	ug/L			03/07/24 12:15	1
4-Isopropyltoluene	0.43	U	1.0	0.43	ug/L			03/07/24 12:15	1
Methylene Chloride	0.94	U	1.0	0.94	ug/L			03/07/24 12:15	1
4-Methyl-2-pentanone	0.98	U	5.0	0.98	ug/L			03/07/24 12:15	1
Naphthalene	0.63	U	2.0	0.63	ug/L			03/07/24 12:15	1
n-Propylbenzene	0.53	U	1.0	0.53	ug/L			03/07/24 12:15	1
Styrene	0.36	U	1.0	0.36	ug/L			03/07/24 12:15	1
1,1,1,2-Tetrachloroethane	0.58	U	1.0	0.58	ug/L			03/07/24 12:15	1
1,1,2,2-Tetrachloroethane	0.21	U	1.0	0.21	ug/L			03/07/24 12:15	1
Tetrachloroethene	0.40	U	1.0	0.40	ug/L			03/07/24 12:15	1
Toluene	0.32	U	1.0	0.32	ug/L			03/07/24 12:15	1
1,2,3-Trichlorobenzene	0.70	U	2.0	0.70	ug/L			03/07/24 12:15	1
1,2,4-Trichlorobenzene	0.58	U	1.0	0.58	ug/L			03/07/24 12:15	1
1,1,1-Trichloroethane	0.39	U	1.0	0.39	ug/L			03/07/24 12:15	1
1,1,2-Trichloroethane	0.27	U	1.0	0.27	ug/L			03/07/24 12:15	1
Trichloroethene	0.30	U	1.0	0.30	ug/L			03/07/24 12:15	1
Trichlorofluoromethane	0.57	U	1.0	0.57	ug/L			03/07/24 12:15	1
1,2,3-Trichloropropane	0.86	U	1.0	0.86	ug/L			03/07/24 12:15	1
1,2,4-Trimethylbenzene	0.15	U	1.0	0.15	ug/L			03/07/24 12:15	1
1,3,5-Trimethylbenzene	0.37	U	1.0	0.37	ug/L			03/07/24 12:15	1
Vinyl chloride	**0.64**	**J**	2.0	0.51	ug/L			03/07/24 12:15	1
Xylenes, Total	0.33	U	1.0	0.33	ug/L			03/07/24 12:15	1
1,2-Dibromoethane	0.40	U	1.0	0.40	ug/L			03/07/24 12:15	1

Surrogate	*%Recovery*	*Qualifier*	*Limits*	*Prepared*	*Analyzed*	*Dil Fac*
1,2-Dichloroethane-d4 (Surr)	*105*		*70 - 127*		*03/07/24 12:15*	*1*
Toluene-d8 (Surr)	*99*		*80 - 125*		*03/07/24 12:15*	*1*
4-Bromofluorobenzene (Surr)	*104*		*78 - 120*		*03/07/24 12:15*	*1*
Dibromofluoromethane (Surr)	*103*		*77 - 120*		*03/07/24 12:15*	*1*

Client Sample ID: PIN12-05.2402003-063 **Lab Sample ID: 280-188346-38**
Date Collected: 02/29/24 14:35 **Matrix: Water**
Date Received: 03/05/24 09:25

Analyte	Result	Qualifier	LOQ	DL	Unit	D	Prepared	Analyzed	Dil Fac
Acetone	6.6	U	15	6.6	ug/L			03/07/24 12:36	1
Benzene	**0.62**	**J**	1.0	0.31	ug/L			03/07/24 12:36	1
Bromobenzene	0.40	U	1.0	0.40	ug/L			03/07/24 12:36	1
Bromochloromethane	0.40	U	1.0	0.40	ug/L			03/07/24 12:36	1
Bromodichloromethane	0.39	U	1.0	0.39	ug/L			03/07/24 12:36	1
Bromoform	1.2	U	2.0	1.2	ug/L			03/07/24 12:36	1
Bromomethane	2.4	U	1.0	2.4	ug/L			03/07/24 12:36	1
2-Butanone (MEK)	6.0	U	5.0	6.0	ug/L			03/07/24 12:36	1

Method: SW846 8260B - Volatile Organic Compounds (GC/MS) (Continued)

Client Sample ID: PIN12-05.2402003-063
Date Collected: 02/29/24 14:35
Date Received: 03/05/24 09:25

Lab Sample ID: 280-188346-38
Matrix: Water

Analyte	Result	Qualifier	LOQ	DL	Unit	D	Prepared	Analyzed	Dil Fac
n-Butylbenzene	0.48	U	1.0	0.48	ug/L			03/07/24 12:36	1
sec-Butylbenzene	0.45	U	1.0	0.45	ug/L			03/07/24 12:36	1
tert-Butylbenzene	0.42	U	1.0	0.42	ug/L			03/07/24 12:36	1
Carbon disulfide	0.63	U	1.0	0.63	ug/L			03/07/24 12:36	1
Carbon tetrachloride	0.57	U	1.0	0.57	ug/L			03/07/24 12:36	1
Chlorobenzene	0.42	U	1.0	0.42	ug/L			03/07/24 12:36	1
Dibromochloromethane	0.62	U	2.0	0.62	ug/L			03/07/24 12:36	1
Chloroethane	1.4	U	1.0	1.4	ug/L			03/07/24 12:36	1
Chloroform	0.36	U	1.0	0.36	ug/L			03/07/24 12:36	1
Chloromethane	0.75	U	1.0	0.75	ug/L			03/07/24 12:36	1
2-Chlorotoluene	0.34	U	1.0	0.34	ug/L			03/07/24 12:36	1
4-Chlorotoluene	0.21	U	1.0	0.21	ug/L			03/07/24 12:36	1
1,2-Dibromo-3-Chloropropane	1.8	U	1.0	1.8	ug/L			03/07/24 12:36	1
Dibromomethane	0.34	U	1.0	0.34	ug/L			03/07/24 12:36	1
1,2-Dichlorobenzene	0.37	U	1.0	0.37	ug/L			03/07/24 12:36	1
1,3-Dichlorobenzene	0.33	U	1.0	0.33	ug/L			03/07/24 12:36	1
1,4-Dichlorobenzene	0.39	U	1.0	0.39	ug/L			03/07/24 12:36	1
Dichlorodifluoromethane	0.96	U	1.0	0.96	ug/L			03/07/24 12:36	1
1,1-Dichloroethane	**0.54**	**J**	1.0	0.22	ug/L			03/07/24 12:36	1
1,2-Dichloroethane	0.54	U	1.0	0.54	ug/L			03/07/24 12:36	1
cis-1,2-Dichloroethene	0.32	U	1.0	0.32	ug/L			03/07/24 12:36	1
trans-1,2-Dichloroethene	0.37	U	1.0	0.37	ug/L			03/07/24 12:36	1
1,1-Dichloroethene	0.23	U	1.0	0.23	ug/L			03/07/24 12:36	1
1,2-Dichloropropane	0.52	U	1.0	0.52	ug/L			03/07/24 12:36	1
1,3-Dichloropropane	0.38	U	1.0	0.38	ug/L			03/07/24 12:36	1
2,2-Dichloropropane	0.38	U	1.0	0.38	ug/L			03/07/24 12:36	1
cis-1,3-Dichloropropene	0.63	U	2.0	0.63	ug/L			03/07/24 12:36	1
trans-1,3-Dichloropropene	0.65	U	1.0	0.65	ug/L			03/07/24 12:36	1
1,1-Dichloropropene	0.42	U	1.0	0.42	ug/L			03/07/24 12:36	1
Ethylbenzene	0.30	U	1.0	0.30	ug/L			03/07/24 12:36	1
Hexachlorobutadiene	1.2	U	2.0	1.2	ug/L			03/07/24 12:36	1
2-Hexanone	1.7	U	5.0	1.7	ug/L			03/07/24 12:36	1
Isopropylbenzene	0.36	U	1.0	0.36	ug/L			03/07/24 12:36	1
4-Isopropyltoluene	0.43	U	1.0	0.43	ug/L			03/07/24 12:36	1
Methylene Chloride	0.94	U	1.0	0.94	ug/L			03/07/24 12:36	1
4-Methyl-2-pentanone	0.98	U	5.0	0.98	ug/L			03/07/24 12:36	1
Naphthalene	0.63	U	2.0	0.63	ug/L			03/07/24 12:36	1
n-Propylbenzene	0.53	U	1.0	0.53	ug/L			03/07/24 12:36	1
Styrene	0.36	U	1.0	0.36	ug/L			03/07/24 12:36	1
1,1,1,2-Tetrachloroethane	0.58	U	1.0	0.58	ug/L			03/07/24 12:36	1
1,1,2,2-Tetrachloroethane	0.21	U	1.0	0.21	ug/L			03/07/24 12:36	1
Tetrachloroethene	0.40	U	1.0	0.40	ug/L			03/07/24 12:36	1
Toluene	0.32	U	1.0	0.32	ug/L			03/07/24 12:36	1
1,2,3-Trichlorobenzene	0.70	U	2.0	0.70	ug/L			03/07/24 12:36	1
1,2,4-Trichlorobenzene	0.58	U	1.0	0.58	ug/L			03/07/24 12:36	1
1,1,1-Trichloroethane	0.39	U	1.0	0.39	ug/L			03/07/24 12:36	1
1,1,2-Trichloroethane	0.27	U	1.0	0.27	ug/L			03/07/24 12:36	1
Trichloroethene	0.30	U	1.0	0.30	ug/L			03/07/24 12:36	1
Trichlorofluoromethane	0.57	U	1.0	0.57	ug/L			03/07/24 12:36	1

Method: SW846 8260B - Volatile Organic Compounds (GC/MS) (Continued)

Client Sample ID: PIN12-05.2402003-063 — **Lab Sample ID: 280-188346-38**
Date Collected: 02/29/24 14:35 — **Matrix: Water**
Date Received: 03/05/24 09:25

Analyte	Result	Qualifier	LOQ	DL	Unit	D	Prepared	Analyzed	Dil Fac
1,2,3-Trichloropropane	0.86	U	1.0	0.86	ug/L			03/07/24 12:36	1
1,2,4-Trimethylbenzene	0.15	U	1.0	0.15	ug/L			03/07/24 12:36	1
1,3,5-Trimethylbenzene	0.37	U	1.0	0.37	ug/L			03/07/24 12:36	1
Vinyl chloride	0.51	U	2.0	0.51	ug/L			03/07/24 12:36	1
Xylenes, Total	0.33	U	1.0	0.33	ug/L			03/07/24 12:36	1
1,2-Dibromoethane	0.40	U	1.0	0.40	ug/L			03/07/24 12:36	1

Surrogate	*%Recovery*	*Qualifier*	*Limits*	*Prepared*	*Analyzed*	*Dil Fac*
1,2-Dichloroethane-d4 (Surr)	*104*		*70 - 127*		*03/07/24 12:36*	*1*
Toluene-d8 (Surr)	*102*		*80 - 125*		*03/07/24 12:36*	*1*
4-Bromofluorobenzene (Surr)	*102*		*78 - 120*		*03/07/24 12:36*	*1*
Dibromofluoromethane (Surr)	*103*		*77 - 120*		*03/07/24 12:36*	*1*

Client Sample ID: PIN12-05.2402003-064 — **Lab Sample ID: 280-188346-39**
Date Collected: 02/29/24 13:45 — **Matrix: Water**
Date Received: 03/05/24 09:25

Analyte	Result	Qualifier	LOQ	DL	Unit	D	Prepared	Analyzed	Dil Fac
Acetone	6.6	U	15	6.6	ug/L			03/07/24 12:58	1
Benzene	0.31	U	1.0	0.31	ug/L			03/07/24 12:58	1
Bromobenzene	0.40	U	1.0	0.40	ug/L			03/07/24 12:58	1
Bromochloromethane	0.40	U	1.0	0.40	ug/L			03/07/24 12:58	1
Bromodichloromethane	0.39	U	1.0	0.39	ug/L			03/07/24 12:58	1
Bromoform	1.2	U	2.0	1.2	ug/L			03/07/24 12:58	1
Bromomethane	2.4	U	1.0	2.4	ug/L			03/07/24 12:58	1
2-Butanone (MEK)	6.0	U	5.0	6.0	ug/L			03/07/24 12:58	1
n-Butylbenzene	0.48	U	1.0	0.48	ug/L			03/07/24 12:58	1
sec-Butylbenzene	0.45	U	1.0	0.45	ug/L			03/07/24 12:58	1
tert-Butylbenzene	0.42	U	1.0	0.42	ug/L			03/07/24 12:58	1
Carbon disulfide	0.63	U	1.0	0.63	ug/L			03/07/24 12:58	1
Carbon tetrachloride	0.57	U	1.0	0.57	ug/L			03/07/24 12:58	1
Chlorobenzene	0.42	U	1.0	0.42	ug/L			03/07/24 12:58	1
Dibromochloromethane	0.62	U	2.0	0.62	ug/L			03/07/24 12:58	1
Chloroethane	1.4	U	1.0	1.4	ug/L			03/07/24 12:58	1
Chloroform	0.36	U	1.0	0.36	ug/L			03/07/24 12:58	1
Chloromethane	0.75	U	1.0	0.75	ug/L			03/07/24 12:58	1
2-Chlorotoluene	0.34	U	1.0	0.34	ug/L			03/07/24 12:58	1
4-Chlorotoluene	0.21	U	1.0	0.21	ug/L			03/07/24 12:58	1
1,2-Dibromo-3-Chloropropane	1.8	U	1.0	1.8	ug/L			03/07/24 12:58	1
Dibromomethane	0.34	U	1.0	0.34	ug/L			03/07/24 12:58	1
1,2-Dichlorobenzene	0.37	U	1.0	0.37	ug/L			03/07/24 12:58	1
1,3-Dichlorobenzene	0.33	U	1.0	0.33	ug/L			03/07/24 12:58	1
1,4-Dichlorobenzene	0.39	U	1.0	0.39	ug/L			03/07/24 12:58	1
Dichlorodifluoromethane	0.96	U	1.0	0.96	ug/L			03/07/24 12:58	1
1,1-Dichloroethane	0.22	U	1.0	0.22	ug/L			03/07/24 12:58	1
1,2-Dichloroethane	0.54	U	1.0	0.54	ug/L			03/07/24 12:58	1
cis-1,2-Dichloroethene	0.32	U	1.0	0.32	ug/L			03/07/24 12:58	1
trans-1,2-Dichloroethene	0.37	U	1.0	0.37	ug/L			03/07/24 12:58	1
1,1-Dichloroethene	0.23	U	1.0	0.23	ug/L			03/07/24 12:58	1
1,2-Dichloropropane	0.52	U	1.0	0.52	ug/L			03/07/24 12:58	1
1,3-Dichloropropane	0.38	U	1.0	0.38	ug/L			03/07/24 12:58	1

Method: SW846 8260B - Volatile Organic Compounds (GC/MS) (Continued)

Client Sample ID: PIN12-05.2402003-064 **Lab Sample ID: 280-188346-39**
Date Collected: 02/29/24 13:45 **Matrix: Water**
Date Received: 03/05/24 09:25

Analyte	Result	Qualifier	LOQ	DL	Unit	D	Prepared	Analyzed	Dil Fac
2,2-Dichloropropane	0.38	U	1.0	0.38	ug/L			03/07/24 12:58	1
cis-1,3-Dichloropropene	0.63	U	2.0	0.63	ug/L			03/07/24 12:58	1
trans-1,3-Dichloropropene	0.65	U	1.0	0.65	ug/L			03/07/24 12:58	1
1,1-Dichloropropene	0.42	U	1.0	0.42	ug/L			03/07/24 12:58	1
Ethylbenzene	0.30	U	1.0	0.30	ug/L			03/07/24 12:58	1
Hexachlorobutadiene	1.2	U	2.0	1.2	ug/L			03/07/24 12:58	1
2-Hexanone	1.7	U	5.0	1.7	ug/L			03/07/24 12:58	1
Isopropylbenzene	0.36	U	1.0	0.36	ug/L			03/07/24 12:58	1
4-Isopropyltoluene	0.43	U	1.0	0.43	ug/L			03/07/24 12:58	1
Methylene Chloride	0.94	U	1.0	0.94	ug/L			03/07/24 12:58	1
4-Methyl-2-pentanone	0.98	U	5.0	0.98	ug/L			03/07/24 12:58	1
Naphthalene	0.63	U	2.0	0.63	ug/L			03/07/24 12:58	1
n-Propylbenzene	0.53	U	1.0	0.53	ug/L			03/07/24 12:58	1
Styrene	0.36	U	1.0	0.36	ug/L			03/07/24 12:58	1
1,1,1,2-Tetrachloroethane	0.58	U	1.0	0.58	ug/L			03/07/24 12:58	1
1,1,2,2-Tetrachloroethane	0.21	U	1.0	0.21	ug/L			03/07/24 12:58	1
Tetrachloroethene	0.40	U	1.0	0.40	ug/L			03/07/24 12:58	1
Toluene	0.32	U	1.0	0.32	ug/L			03/07/24 12:58	1
1,2,3-Trichlorobenzene	0.70	U	2.0	0.70	ug/L			03/07/24 12:58	1
1,2,4-Trichlorobenzene	0.58	U	1.0	0.58	ug/L			03/07/24 12:58	1
1,1,1-Trichloroethane	0.39	U	1.0	0.39	ug/L			03/07/24 12:58	1
1,1,2-Trichloroethane	0.27	U	1.0	0.27	ug/L			03/07/24 12:58	1
Trichloroethene	0.30	U	1.0	0.30	ug/L			03/07/24 12:58	1
Trichlorofluoromethane	0.57	U	1.0	0.57	ug/L			03/07/24 12:58	1
1,2,3-Trichloropropane	0.86	U	1.0	0.86	ug/L			03/07/24 12:58	1
1,2,4-Trimethylbenzene	0.15	U	1.0	0.15	ug/L			03/07/24 12:58	1
1,3,5-Trimethylbenzene	0.37	U	1.0	0.37	ug/L			03/07/24 12:58	1
Vinyl chloride	0.51	U	2.0	0.51	ug/L			03/07/24 12:58	1
Xylenes, Total	0.33	U	1.0	0.33	ug/L			03/07/24 12:58	1
1,2-Dibromoethane	0.40	U	1.0	0.40	ug/L			03/07/24 12:58	1

Surrogate	*%Recovery*	*Qualifier*	*Limits*	*Prepared*	*Analyzed*	*Dil Fac*
1,2-Dichloroethane-d4 (Surr)	*104*		*70 - 127*		*03/07/24 12:58*	*1*
Toluene-d8 (Surr)	*101*		*80 - 125*		*03/07/24 12:58*	*1*
4-Bromofluorobenzene (Surr)	*101*		*78 - 120*		*03/07/24 12:58*	*1*
Dibromofluoromethane (Surr)	*103*		*77 - 120*		*03/07/24 12:58*	*1*

Client Sample ID: PIN12-05.2402003-065 **Lab Sample ID: 280-188346-40**
Date Collected: 02/29/24 15:35 **Matrix: Water**
Date Received: 03/05/24 09:25

Analyte	Result	Qualifier	LOQ	DL	Unit	D	Prepared	Analyzed	Dil Fac
Acetone	6.6	U	15	6.6	ug/L			03/07/24 13:19	1
Benzene	0.31	U	1.0	0.31	ug/L			03/07/24 13:19	1
Bromobenzene	0.40	U	1.0	0.40	ug/L			03/07/24 13:19	1
Bromochloromethane	0.40	U	1.0	0.40	ug/L			03/07/24 13:19	1
Bromodichloromethane	0.39	U	1.0	0.39	ug/L			03/07/24 13:19	1
Bromoform	1.2	U	2.0	1.2	ug/L			03/07/24 13:19	1
Bromomethane	2.4	U	1.0	2.4	ug/L			03/07/24 13:19	1
2-Butanone (MEK)	6.0	U	5.0	6.0	ug/L			03/07/24 13:19	1
n-Butylbenzene	0.48	U	1.0	0.48	ug/L			03/07/24 13:19	1

Method: SW846 8260B - Volatile Organic Compounds (GC/MS) (Continued)

Client Sample ID: PIN12-05.2402003-065
Date Collected: 02/29/24 15:35
Date Received: 03/05/24 09:25

Lab Sample ID: 280-188346-40
Matrix: Water

Analyte	Result	Qualifier	LOQ	DL	Unit	D	Prepared	Analyzed	Dil Fac
sec-Butylbenzene	0.45	U	1.0	0.45	ug/L			03/07/24 13:19	1
tert-Butylbenzene	0.42	U	1.0	0.42	ug/L			03/07/24 13:19	1
Carbon disulfide	0.63	U	1.0	0.63	ug/L			03/07/24 13:19	1
Carbon tetrachloride	0.57	U	1.0	0.57	ug/L			03/07/24 13:19	1
Chlorobenzene	0.42	U	1.0	0.42	ug/L			03/07/24 13:19	1
Dibromochloromethane	0.62	U	2.0	0.62	ug/L			03/07/24 13:19	1
Chloroethane	1.4	U	1.0	1.4	ug/L			03/07/24 13:19	1
Chloroform	0.36	U	1.0	0.36	ug/L			03/07/24 13:19	1
Chloromethane	0.75	U	1.0	0.75	ug/L			03/07/24 13:19	1
2-Chlorotoluene	0.34	U	1.0	0.34	ug/L			03/07/24 13:19	1
4-Chlorotoluene	0.21	U	1.0	0.21	ug/L			03/07/24 13:19	1
1,2-Dibromo-3-Chloropropane	1.8	U	1.0	1.8	ug/L			03/07/24 13:19	1
Dibromomethane	0.34	U	1.0	0.34	ug/L			03/07/24 13:19	1
1,2-Dichlorobenzene	0.37	U	1.0	0.37	ug/L			03/07/24 13:19	1
1,3-Dichlorobenzene	0.33	U	1.0	0.33	ug/L			03/07/24 13:19	1
1,4-Dichlorobenzene	0.39	U	1.0	0.39	ug/L			03/07/24 13:19	1
Dichlorodifluoromethane	0.96	U	1.0	0.96	ug/L			03/07/24 13:19	1
1,1-Dichloroethane	0.22	U	1.0	0.22	ug/L			03/07/24 13:19	1
1,2-Dichloroethane	0.54	U	1.0	0.54	ug/L			03/07/24 13:19	1
cis-1,2-Dichloroethene	0.32	U	1.0	0.32	ug/L			03/07/24 13:19	1
trans-1,2-Dichloroethene	0.37	U	1.0	0.37	ug/L			03/07/24 13:19	1
1,1-Dichloroethene	0.23	U	1.0	0.23	ug/L			03/07/24 13:19	1
1,2-Dichloropropane	0.52	U	1.0	0.52	ug/L			03/07/24 13:19	1
1,3-Dichloropropane	0.38	U	1.0	0.38	ug/L			03/07/24 13:19	1
2,2-Dichloropropane	0.38	U	1.0	0.38	ug/L			03/07/24 13:19	1
cis-1,3-Dichloropropene	0.63	U	2.0	0.63	ug/L			03/07/24 13:19	1
trans-1,3-Dichloropropene	0.65	U	1.0	0.65	ug/L			03/07/24 13:19	1
1,1-Dichloropropene	0.42	U	1.0	0.42	ug/L			03/07/24 13:19	1
Ethylbenzene	0.30	U	1.0	0.30	ug/L			03/07/24 13:19	1
Hexachlorobutadiene	1.2	U	2.0	1.2	ug/L			03/07/24 13:19	1
2-Hexanone	1.7	U	5.0	1.7	ug/L			03/07/24 13:19	1
Isopropylbenzene	0.36	U	1.0	0.36	ug/L			03/07/24 13:19	1
4-Isopropyltoluene	0.43	U	1.0	0.43	ug/L			03/07/24 13:19	1
Methylene Chloride	0.94	U	1.0	0.94	ug/L			03/07/24 13:19	1
4-Methyl-2-pentanone	0.98	U	5.0	0.98	ug/L			03/07/24 13:19	1
Naphthalene	0.63	U	2.0	0.63	ug/L			03/07/24 13:19	1
n-Propylbenzene	0.53	U	1.0	0.53	ug/L			03/07/24 13:19	1
Styrene	0.36	U	1.0	0.36	ug/L			03/07/24 13:19	1
1,1,1,2-Tetrachloroethane	0.58	U	1.0	0.58	ug/L			03/07/24 13:19	1
1,1,2,2-Tetrachloroethane	0.21	U	1.0	0.21	ug/L			03/07/24 13:19	1
Tetrachloroethene	0.40	U	1.0	0.40	ug/L			03/07/24 13:19	1
Toluene	0.32	U	1.0	0.32	ug/L			03/07/24 13:19	1
1,2,3-Trichlorobenzene	0.70	U	2.0	0.70	ug/L			03/07/24 13:19	1
1,2,4-Trichlorobenzene	0.58	U	1.0	0.58	ug/L			03/07/24 13:19	1
1,1,1-Trichloroethane	0.39	U	1.0	0.39	ug/L			03/07/24 13:19	1
1,1,2-Trichloroethane	0.27	U	1.0	0.27	ug/L			03/07/24 13:19	1
Trichloroethene	0.30	U	1.0	0.30	ug/L			03/07/24 13:19	1
Trichlorofluoromethane	0.57	U	1.0	0.57	ug/L			03/07/24 13:19	1
1,2,3-Trichloropropane	0.86	U	1.0	0.86	ug/L			03/07/24 13:19	1

Method: SW846 8260B - Volatile Organic Compounds (GC/MS) (Continued)

Client Sample ID: PIN12-05.2402003-065 — **Lab Sample ID: 280-188346-40**
Date Collected: 02/29/24 15:35 — **Matrix: Water**
Date Received: 03/05/24 09:25

Analyte	Result	Qualifier	LOQ	DL	Unit	D	Prepared	Analyzed	Dil Fac
1,2,4-Trimethylbenzene	0.15	U	1.0	0.15	ug/L			03/07/24 13:19	1
1,3,5-Trimethylbenzene	0.37	U	1.0	0.37	ug/L			03/07/24 13:19	1
Vinyl chloride	0.51	U	2.0	0.51	ug/L			03/07/24 13:19	1
Xylenes, Total	0.33	U	1.0	0.33	ug/L			03/07/24 13:19	1
1,2-Dibromoethane	0.40	U	1.0	0.40	ug/L			03/07/24 13:19	1

Surrogate	*%Recovery*	*Qualifier*	*Limits*	*Prepared*	*Analyzed*	*Dil Fac*
1,2-Dichloroethane-d4 (Surr)	*104*		*70 - 127*		*03/07/24 13:19*	*1*
Toluene-d8 (Surr)	*101*		*80 - 125*		*03/07/24 13:19*	*1*
4-Bromofluorobenzene (Surr)	*104*		*78 - 120*		*03/07/24 13:19*	*1*
Dibromofluoromethane (Surr)	*102*		*77 - 120*		*03/07/24 13:19*	*1*

Client Sample ID: PIN12-05.2402003-066 — **Lab Sample ID: 280-188346-41**
Date Collected: 02/29/24 16:15 — **Matrix: Water**
Date Received: 03/05/24 09:25

Analyte	Result	Qualifier	LOQ	DL	Unit	D	Prepared	Analyzed	Dil Fac
Acetone	6.6	U	15	6.6	ug/L			03/07/24 13:41	1
Benzene	**0.84**	**J**	1.0	0.31	ug/L			03/07/24 13:41	1
Bromobenzene	0.40	U	1.0	0.40	ug/L			03/07/24 13:41	1
Bromochloromethane	0.40	U	1.0	0.40	ug/L			03/07/24 13:41	1
Bromodichloromethane	0.39	U	1.0	0.39	ug/L			03/07/24 13:41	1
Bromoform	1.2	U	2.0	1.2	ug/L			03/07/24 13:41	1
Bromomethane	2.4	U	1.0	2.4	ug/L			03/07/24 13:41	1
2-Butanone (MEK)	6.0	U	5.0	6.0	ug/L			03/07/24 13:41	1
n-Butylbenzene	0.48	U	1.0	0.48	ug/L			03/07/24 13:41	1
sec-Butylbenzene	0.45	U	1.0	0.45	ug/L			03/07/24 13:41	1
tert-Butylbenzene	0.42	U	1.0	0.42	ug/L			03/07/24 13:41	1
Carbon disulfide	0.63	U	1.0	0.63	ug/L			03/07/24 13:41	1
Carbon tetrachloride	0.57	U	1.0	0.57	ug/L			03/07/24 13:41	1
Chlorobenzene	0.42	U	1.0	0.42	ug/L			03/07/24 13:41	1
Dibromochloromethane	0.62	U	2.0	0.62	ug/L			03/07/24 13:41	1
Chloroethane	1.4	U	1.0	1.4	ug/L			03/07/24 13:41	1
Chloroform	0.36	U	1.0	0.36	ug/L			03/07/24 13:41	1
Chloromethane	0.75	U	1.0	0.75	ug/L			03/07/24 13:41	1
2-Chlorotoluene	0.34	U	1.0	0.34	ug/L			03/07/24 13:41	1
4-Chlorotoluene	0.21	U	1.0	0.21	ug/L			03/07/24 13:41	1
1,2-Dibromo-3-Chloropropane	1.8	U	1.0	1.8	ug/L			03/07/24 13:41	1
Dibromomethane	0.34	U	1.0	0.34	ug/L			03/07/24 13:41	1
1,2-Dichlorobenzene	0.37	U	1.0	0.37	ug/L			03/07/24 13:41	1
1,3-Dichlorobenzene	0.33	U	1.0	0.33	ug/L			03/07/24 13:41	1
1,4-Dichlorobenzene	0.39	U	1.0	0.39	ug/L			03/07/24 13:41	1
Dichlorodifluoromethane	0.96	U	1.0	0.96	ug/L			03/07/24 13:41	1
1,1-Dichloroethane	0.22	U	1.0	0.22	ug/L			03/07/24 13:41	1
1,2-Dichloroethane	0.54	U	1.0	0.54	ug/L			03/07/24 13:41	1
cis-1,2-Dichloroethene	0.32	U	1.0	0.32	ug/L			03/07/24 13:41	1
trans-1,2-Dichloroethene	0.37	U	1.0	0.37	ug/L			03/07/24 13:41	1
1,1-Dichloroethene	0.23	U	1.0	0.23	ug/L			03/07/24 13:41	1
1,2-Dichloropropane	0.52	U	1.0	0.52	ug/L			03/07/24 13:41	1
1,3-Dichloropropane	0.38	U	1.0	0.38	ug/L			03/07/24 13:41	1
2,2-Dichloropropane	0.38	U	1.0	0.38	ug/L			03/07/24 13:41	1

Method: SW846 8260B - Volatile Organic Compounds (GC/MS) (Continued)

Client Sample ID: PIN12-05.2402003-066 — **Lab Sample ID: 280-188346-41**
Date Collected: 02/29/24 16:15 — **Matrix: Water**
Date Received: 03/05/24 09:25

Analyte	Result	Qualifier	LOQ	DL	Unit	D	Prepared	Analyzed	Dil Fac
cis-1,3-Dichloropropene	0.63	U	2.0	0.63	ug/L			03/07/24 13:41	1
trans-1,3-Dichloropropene	0.65	U	1.0	0.65	ug/L			03/07/24 13:41	1
1,1-Dichloropropene	0.42	U	1.0	0.42	ug/L			03/07/24 13:41	1
Ethylbenzene	0.30	U	1.0	0.30	ug/L			03/07/24 13:41	1
Hexachlorobutadiene	1.2	U	2.0	1.2	ug/L			03/07/24 13:41	1
2-Hexanone	1.7	U	5.0	1.7	ug/L			03/07/24 13:41	1
Isopropylbenzene	0.36	U	1.0	0.36	ug/L			03/07/24 13:41	1
4-Isopropyltoluene	0.43	U	1.0	0.43	ug/L			03/07/24 13:41	1
Methylene Chloride	0.94	U	1.0	0.94	ug/L			03/07/24 13:41	1
4-Methyl-2-pentanone	0.98	U	5.0	0.98	ug/L			03/07/24 13:41	1
Naphthalene	0.63	U	2.0	0.63	ug/L			03/07/24 13:41	1
n-Propylbenzene	0.53	U	1.0	0.53	ug/L			03/07/24 13:41	1
Styrene	0.36	U	1.0	0.36	ug/L			03/07/24 13:41	1
1,1,1,2-Tetrachloroethane	0.58	U	1.0	0.58	ug/L			03/07/24 13:41	1
1,1,2,2-Tetrachloroethane	0.21	U	1.0	0.21	ug/L			03/07/24 13:41	1
Tetrachloroethene	0.40	U	1.0	0.40	ug/L			03/07/24 13:41	1
Toluene	**4.2**		1.0	0.32	ug/L			03/07/24 13:41	1
1,2,3-Trichlorobenzene	0.70	U	2.0	0.70	ug/L			03/07/24 13:41	1
1,2,4-Trichlorobenzene	0.58	U	1.0	0.58	ug/L			03/07/24 13:41	1
1,1,1-Trichloroethane	0.39	U	1.0	0.39	ug/L			03/07/24 13:41	1
1,1,2-Trichloroethane	0.27	U	1.0	0.27	ug/L			03/07/24 13:41	1
Trichloroethene	0.30	U	1.0	0.30	ug/L			03/07/24 13:41	1
Trichlorofluoromethane	0.57	U	1.0	0.57	ug/L			03/07/24 13:41	1
1,2,3-Trichloropropane	0.86	U	1.0	0.86	ug/L			03/07/24 13:41	1
1,2,4-Trimethylbenzene	0.15	U	1.0	0.15	ug/L			03/07/24 13:41	1
1,3,5-Trimethylbenzene	0.37	U	1.0	0.37	ug/L			03/07/24 13:41	1
Vinyl chloride	0.51	U	2.0	0.51	ug/L			03/07/24 13:41	1
Xylenes, Total	0.33	U	1.0	0.33	ug/L			03/07/24 13:41	1
1,2-Dibromoethane	0.40	U	1.0	0.40	ug/L			03/07/24 13:41	1

Surrogate	*%Recovery*	*Qualifier*	*Limits*	*Prepared*	*Analyzed*	*Dil Fac*
1,2-Dichloroethane-d4 (Surr)	*103*		*70 - 127*		*03/07/24 13:41*	*1*
Toluene-d8 (Surr)	*101*		*80 - 125*		*03/07/24 13:41*	*1*
4-Bromofluorobenzene (Surr)	*103*		*78 - 120*		*03/07/24 13:41*	*1*
Dibromofluoromethane (Surr)	*101*		*77 - 120*		*03/07/24 13:41*	*1*

Client Sample ID: PIN12-05.2402003-067 — **Lab Sample ID: 280-188346-42**
Date Collected: 02/29/24 16:05 — **Matrix: Water**
Date Received: 03/05/24 09:25

Analyte	Result	Qualifier	LOQ	DL	Unit	D	Prepared	Analyzed	Dil Fac
Acetone	6.6	U	15	6.6	ug/L			03/07/24 14:03	1
Benzene	0.31	U	1.0	0.31	ug/L			03/07/24 14:03	1
Bromobenzene	0.40	U	1.0	0.40	ug/L			03/07/24 14:03	1
Bromochloromethane	0.40	U	1.0	0.40	ug/L			03/07/24 14:03	1
Bromodichloromethane	0.39	U	1.0	0.39	ug/L			03/07/24 14:03	1
Bromoform	1.2	U	2.0	1.2	ug/L			03/07/24 14:03	1
Bromomethane	2.4	U	1.0	2.4	ug/L			03/07/24 14:03	1
2-Butanone (MEK)	6.0	U	5.0	6.0	ug/L			03/07/24 14:03	1
n-Butylbenzene	0.48	U	1.0	0.48	ug/L			03/07/24 14:03	1
sec-Butylbenzene	0.45	U	1.0	0.45	ug/L			03/07/24 14:03	1

Method: SW846 8260B - Volatile Organic Compounds (GC/MS) (Continued)

Client Sample ID: PIN12-05.2402003-067
Date Collected: 02/29/24 16:05
Date Received: 03/05/24 09:25

Lab Sample ID: 280-188346-42
Matrix: Water

Analyte	Result	Qualifier	LOQ	DL	Unit	D	Prepared	Analyzed	Dil Fac
tert-Butylbenzene	0.42	U	1.0	0.42	ug/L			03/07/24 14:03	1
Carbon disulfide	0.63	U	1.0	0.63	ug/L			03/07/24 14:03	1
Carbon tetrachloride	0.57	U	1.0	0.57	ug/L			03/07/24 14:03	1
Chlorobenzene	0.42	U	1.0	0.42	ug/L			03/07/24 14:03	1
Dibromochloromethane	0.62	U	2.0	0.62	ug/L			03/07/24 14:03	1
Chloroethane	1.4	U	1.0	1.4	ug/L			03/07/24 14:03	1
Chloroform	0.36	U	1.0	0.36	ug/L			03/07/24 14:03	1
Chloromethane	0.75	U	1.0	0.75	ug/L			03/07/24 14:03	1
2-Chlorotoluene	0.34	U	1.0	0.34	ug/L			03/07/24 14:03	1
4-Chlorotoluene	0.21	U	1.0	0.21	ug/L			03/07/24 14:03	1
1,2-Dibromo-3-Chloropropane	1.8	U	1.0	1.8	ug/L			03/07/24 14:03	1
Dibromomethane	0.34	U	1.0	0.34	ug/L			03/07/24 14:03	1
1,2-Dichlorobenzene	0.37	U	1.0	0.37	ug/L			03/07/24 14:03	1
1,3-Dichlorobenzene	0.33	U	1.0	0.33	ug/L			03/07/24 14:03	1
1,4-Dichlorobenzene	0.39	U	1.0	0.39	ug/L			03/07/24 14:03	1
Dichlorodifluoromethane	0.96	U	1.0	0.96	ug/L			03/07/24 14:03	1
1,1-Dichloroethane	0.22	U	1.0	0.22	ug/L			03/07/24 14:03	1
1,2-Dichloroethane	0.54	U	1.0	0.54	ug/L			03/07/24 14:03	1
cis-1,2-Dichloroethene	0.32	U	1.0	0.32	ug/L			03/07/24 14:03	1
trans-1,2-Dichloroethene	0.37	U	1.0	0.37	ug/L			03/07/24 14:03	1
1,1-Dichloroethene	0.23	U	1.0	0.23	ug/L			03/07/24 14:03	1
1,2-Dichloropropane	0.52	U	1.0	0.52	ug/L			03/07/24 14:03	1
1,3-Dichloropropane	0.38	U	1.0	0.38	ug/L			03/07/24 14:03	1
2,2-Dichloropropane	0.38	U	1.0	0.38	ug/L			03/07/24 14:03	1
cis-1,3-Dichloropropene	0.63	U	2.0	0.63	ug/L			03/07/24 14:03	1
trans-1,3-Dichloropropene	0.65	U	1.0	0.65	ug/L			03/07/24 14:03	1
1,1-Dichloropropene	0.42	U	1.0	0.42	ug/L			03/07/24 14:03	1
Ethylbenzene	0.30	U	1.0	0.30	ug/L			03/07/24 14:03	1
Hexachlorobutadiene	1.2	U	2.0	1.2	ug/L			03/07/24 14:03	1
2-Hexanone	1.7	U	5.0	1.7	ug/L			03/07/24 14:03	1
Isopropylbenzene	0.36	U	1.0	0.36	ug/L			03/07/24 14:03	1
4-Isopropyltoluene	0.43	U	1.0	0.43	ug/L			03/07/24 14:03	1
Methylene Chloride	0.94	U	1.0	0.94	ug/L			03/07/24 14:03	1
4-Methyl-2-pentanone	0.98	U	5.0	0.98	ug/L			03/07/24 14:03	1
Naphthalene	0.63	U	2.0	0.63	ug/L			03/07/24 14:03	1
n-Propylbenzene	0.53	U	1.0	0.53	ug/L			03/07/24 14:03	1
Styrene	0.36	U	1.0	0.36	ug/L			03/07/24 14:03	1
1,1,1,2-Tetrachloroethane	0.58	U	1.0	0.58	ug/L			03/07/24 14:03	1
1,1,2,2-Tetrachloroethane	0.21	U	1.0	0.21	ug/L			03/07/24 14:03	1
Tetrachloroethene	0.40	U	1.0	0.40	ug/L			03/07/24 14:03	1
Toluene	**0.67**	**J**	1.0	0.32	ug/L			03/07/24 14:03	1
1,2,3-Trichlorobenzene	0.70	U	2.0	0.70	ug/L			03/07/24 14:03	1
1,2,4-Trichlorobenzene	0.58	U	1.0	0.58	ug/L			03/07/24 14:03	1
1,1,1-Trichloroethane	0.39	U	1.0	0.39	ug/L			03/07/24 14:03	1
1,1,2-Trichloroethane	0.27	U	1.0	0.27	ug/L			03/07/24 14:03	1
Trichloroethene	0.30	U	1.0	0.30	ug/L			03/07/24 14:03	1
Trichlorofluoromethane	0.57	U	1.0	0.57	ug/L			03/07/24 14:03	1
1,2,3-Trichloropropane	0.86	U	1.0	0.86	ug/L			03/07/24 14:03	1
1,2,4-Trimethylbenzene	0.15	U	1.0	0.15	ug/L			03/07/24 14:03	1

Method: SW846 8260B - Volatile Organic Compounds (GC/MS) (Continued)

Client Sample ID: PIN12-05.2402003-067 — **Lab Sample ID: 280-188346-42**
Date Collected: 02/29/24 16:05 — **Matrix: Water**
Date Received: 03/05/24 09:25

Analyte	Result	Qualifier	LOQ	DL	Unit	D	Prepared	Analyzed	Dil Fac
1,3,5-Trimethylbenzene	0.37	U	1.0	0.37	ug/L			03/07/24 14:03	1
Vinyl chloride	0.51	U	2.0	0.51	ug/L			03/07/24 14:03	1
Xylenes, Total	0.33	U	1.0	0.33	ug/L			03/07/24 14:03	1
1,2-Dibromoethane	0.40	U	1.0	0.40	ug/L			03/07/24 14:03	1

Surrogate	*%Recovery*	*Qualifier*	*Limits*	*Prepared*	*Analyzed*	*Dil Fac*
1,2-Dichloroethane-d4 (Surr)	*102*		*70 - 127*		*03/07/24 14:03*	*1*
Toluene-d8 (Surr)	*98*		*80 - 125*		*03/07/24 14:03*	*1*
4-Bromofluorobenzene (Surr)	*100*		*78 - 120*		*03/07/24 14:03*	*1*
Dibromofluoromethane (Surr)	*100*		*77 - 120*		*03/07/24 14:03*	*1*

Client Sample ID: PIN12-05.2402003-068 — **Lab Sample ID: 280-188346-43**
Date Collected: 02/29/24 17:15 — **Matrix: Water**
Date Received: 03/05/24 09:25

Analyte	Result	Qualifier	LOQ	DL	Unit	D	Prepared	Analyzed	Dil Fac
Acetone	6.6	U	15	6.6	ug/L			03/07/24 14:24	1
Benzene	0.31	U	1.0	0.31	ug/L			03/07/24 14:24	1
Bromobenzene	0.40	U	1.0	0.40	ug/L			03/07/24 14:24	1
Bromochloromethane	0.40	U	1.0	0.40	ug/L			03/07/24 14:24	1
Bromodichloromethane	0.39	U	1.0	0.39	ug/L			03/07/24 14:24	1
Bromoform	1.2	U	2.0	1.2	ug/L			03/07/24 14:24	1
Bromomethane	2.4	U	1.0	2.4	ug/L			03/07/24 14:24	1
2-Butanone (MEK)	6.0	U	5.0	6.0	ug/L			03/07/24 14:24	1
n-Butylbenzene	0.48	U	1.0	0.48	ug/L			03/07/24 14:24	1
sec-Butylbenzene	0.45	U	1.0	0.45	ug/L			03/07/24 14:24	1
tert-Butylbenzene	0.42	U	1.0	0.42	ug/L			03/07/24 14:24	1
Carbon disulfide	0.63	U	1.0	0.63	ug/L			03/07/24 14:24	1
Carbon tetrachloride	0.57	U	1.0	0.57	ug/L			03/07/24 14:24	1
Chlorobenzene	0.42	U	1.0	0.42	ug/L			03/07/24 14:24	1
Dibromochloromethane	0.62	U	2.0	0.62	ug/L			03/07/24 14:24	1
Chloroethane	1.4	U	1.0	1.4	ug/L			03/07/24 14:24	1
Chloroform	0.36	U	1.0	0.36	ug/L			03/07/24 14:24	1
Chloromethane	0.75	U	1.0	0.75	ug/L			03/07/24 14:24	1
2-Chlorotoluene	0.34	U	1.0	0.34	ug/L			03/07/24 14:24	1
4-Chlorotoluene	0.21	U	1.0	0.21	ug/L			03/07/24 14:24	1
1,2-Dibromo-3-Chloropropane	1.8	U	1.0	1.8	ug/L			03/07/24 14:24	1
Dibromomethane	0.34	U	1.0	0.34	ug/L			03/07/24 14:24	1
1,2-Dichlorobenzene	0.37	U	1.0	0.37	ug/L			03/07/24 14:24	1
1,3-Dichlorobenzene	0.33	U	1.0	0.33	ug/L			03/07/24 14:24	1
1,4-Dichlorobenzene	0.39	U	1.0	0.39	ug/L			03/07/24 14:24	1
Dichlorodifluoromethane	0.96	U	1.0	0.96	ug/L			03/07/24 14:24	1
1,1-Dichloroethane	0.22	U	1.0	0.22	ug/L			03/07/24 14:24	1
1,2-Dichloroethane	0.54	U	1.0	0.54	ug/L			03/07/24 14:24	1
cis-1,2-Dichloroethene	0.32	U	1.0	0.32	ug/L			03/07/24 14:24	1
trans-1,2-Dichloroethene	0.37	U	1.0	0.37	ug/L			03/07/24 14:24	1
1,1-Dichloroethene	0.23	U	1.0	0.23	ug/L			03/07/24 14:24	1
1,2-Dichloropropane	0.52	U	1.0	0.52	ug/L			03/07/24 14:24	1
1,3-Dichloropropane	0.38	U	1.0	0.38	ug/L			03/07/24 14:24	1
2,2-Dichloropropane	0.38	U	1.0	0.38	ug/L			03/07/24 14:24	1
cis-1,3-Dichloropropene	0.63	U	2.0	0.63	ug/L			03/07/24 14:24	1

Method: SW846 8260B - Volatile Organic Compounds (GC/MS) (Continued)

Client Sample ID: PIN12-05.2402003-068 — **Lab Sample ID: 280-188346-43**
Date Collected: 02/29/24 17:15 — **Matrix: Water**
Date Received: 03/05/24 09:25

Analyte	Result	Qualifier	LOQ	DL	Unit	D	Prepared	Analyzed	Dil Fac
trans-1,3-Dichloropropene	0.65	U	1.0	0.65	ug/L			03/07/24 14:24	1
1,1-Dichloropropene	0.42	U	1.0	0.42	ug/L			03/07/24 14:24	1
Ethylbenzene	0.30	U	1.0	0.30	ug/L			03/07/24 14:24	1
Hexachlorobutadiene	1.2	U	2.0	1.2	ug/L			03/07/24 14:24	1
2-Hexanone	1.7	U	5.0	1.7	ug/L			03/07/24 14:24	1
Isopropylbenzene	0.36	U	1.0	0.36	ug/L			03/07/24 14:24	1
4-Isopropyltoluene	0.43	U	1.0	0.43	ug/L			03/07/24 14:24	1
Methylene Chloride	0.94	U	1.0	0.94	ug/L			03/07/24 14:24	1
4-Methyl-2-pentanone	0.98	U	5.0	0.98	ug/L			03/07/24 14:24	1
Naphthalene	0.63	U	2.0	0.63	ug/L			03/07/24 14:24	1
n-Propylbenzene	0.53	U	1.0	0.53	ug/L			03/07/24 14:24	1
Styrene	0.36	U	1.0	0.36	ug/L			03/07/24 14:24	1
1,1,1,2-Tetrachloroethane	0.58	U	1.0	0.58	ug/L			03/07/24 14:24	1
1,1,2,2-Tetrachloroethane	0.21	U	1.0	0.21	ug/L			03/07/24 14:24	1
Tetrachloroethene	0.40	U	1.0	0.40	ug/L			03/07/24 14:24	1
Toluene	0.32	U	1.0	0.32	ug/L			03/07/24 14:24	1
1,2,3-Trichlorobenzene	0.70	U	2.0	0.70	ug/L			03/07/24 14:24	1
1,2,4-Trichlorobenzene	0.58	U	1.0	0.58	ug/L			03/07/24 14:24	1
1,1,1-Trichloroethane	0.39	U	1.0	0.39	ug/L			03/07/24 14:24	1
1,1,2-Trichloroethane	0.27	U	1.0	0.27	ug/L			03/07/24 14:24	1
Trichloroethene	0.30	U	1.0	0.30	ug/L			03/07/24 14:24	1
Trichlorofluoromethane	0.57	U	1.0	0.57	ug/L			03/07/24 14:24	1
1,2,3-Trichloropropane	0.86	U	1.0	0.86	ug/L			03/07/24 14:24	1
1,2,4-Trimethylbenzene	0.15	U	1.0	0.15	ug/L			03/07/24 14:24	1
1,3,5-Trimethylbenzene	0.37	U	1.0	0.37	ug/L			03/07/24 14:24	1
Vinyl chloride	**1.1**	**J**	2.0	0.51	ug/L			03/07/24 14:24	1
Xylenes, Total	0.33	U	1.0	0.33	ug/L			03/07/24 14:24	1
1,2-Dibromoethane	0.40	U	1.0	0.40	ug/L			03/07/24 14:24	1

Surrogate	*%Recovery*	*Qualifier*	*Limits*	*Prepared*	*Analyzed*	*Dil Fac*
1,2-Dichloroethane-d4 (Surr)	*103*		*70 - 127*		*03/07/24 14:24*	*1*
Toluene-d8 (Surr)	*99*		*80 - 125*		*03/07/24 14:24*	*1*
4-Bromofluorobenzene (Surr)	*102*		*78 - 120*		*03/07/24 14:24*	*1*
Dibromofluoromethane (Surr)	*104*		*77 - 120*		*03/07/24 14:24*	*1*

Client Sample ID: PIN12-05.2402003-069 — **Lab Sample ID: 280-188346-44**
Date Collected: 02/29/24 16:50 — **Matrix: Water**
Date Received: 03/05/24 09:25

Analyte	Result	Qualifier	LOQ	DL	Unit	D	Prepared	Analyzed	Dil Fac
Acetone	6.6	U	15	6.6	ug/L			03/07/24 14:46	1
Benzene	0.31	U	1.0	0.31	ug/L			03/07/24 14:46	1
Bromobenzene	0.40	U	1.0	0.40	ug/L			03/07/24 14:46	1
Bromochloromethane	0.40	U	1.0	0.40	ug/L			03/07/24 14:46	1
Bromodichloromethane	0.39	U	1.0	0.39	ug/L			03/07/24 14:46	1
Bromoform	1.2	U	2.0	1.2	ug/L			03/07/24 14:46	1
Bromomethane	2.4	U	1.0	2.4	ug/L			03/07/24 14:46	1
2-Butanone (MEK)	6.0	U	5.0	6.0	ug/L			03/07/24 14:46	1
n-Butylbenzene	0.48	U	1.0	0.48	ug/L			03/07/24 14:46	1
sec-Butylbenzene	0.45	U	1.0	0.45	ug/L			03/07/24 14:46	1
tert-Butylbenzene	0.42	U	1.0	0.42	ug/L			03/07/24 14:46	1

Method: SW846 8260B - Volatile Organic Compounds (GC/MS) (Continued)

Client Sample ID: PIN12-05.2402003-069
Date Collected: 02/29/24 16:50
Date Received: 03/05/24 09:25

Lab Sample ID: 280-188346-44
Matrix: Water

Analyte	Result	Qualifier	LOQ	DL	Unit	D	Prepared	Analyzed	Dil Fac
Carbon disulfide	0.63	U	1.0	0.63	ug/L			03/07/24 14:46	1
Carbon tetrachloride	0.57	U	1.0	0.57	ug/L			03/07/24 14:46	1
Chlorobenzene	0.42	U	1.0	0.42	ug/L			03/07/24 14:46	1
Dibromochloromethane	0.62	U	2.0	0.62	ug/L			03/07/24 14:46	1
Chloroethane	1.4	U	1.0	1.4	ug/L			03/07/24 14:46	1
Chloroform	0.36	U	1.0	0.36	ug/L			03/07/24 14:46	1
Chloromethane	0.75	U	1.0	0.75	ug/L			03/07/24 14:46	1
2-Chlorotoluene	0.34	U	1.0	0.34	ug/L			03/07/24 14:46	1
4-Chlorotoluene	0.21	U	1.0	0.21	ug/L			03/07/24 14:46	1
1,2-Dibromo-3-Chloropropane	1.8	U	1.0	1.8	ug/L			03/07/24 14:46	1
Dibromomethane	0.34	U	1.0	0.34	ug/L			03/07/24 14:46	1
1,2-Dichlorobenzene	0.37	U	1.0	0.37	ug/L			03/07/24 14:46	1
1,3-Dichlorobenzene	0.33	U	1.0	0.33	ug/L			03/07/24 14:46	1
1,4-Dichlorobenzene	0.39	U	1.0	0.39	ug/L			03/07/24 14:46	1
Dichlorodifluoromethane	0.96	U	1.0	0.96	ug/L			03/07/24 14:46	1
1,1-Dichloroethane	0.22	U	1.0	0.22	ug/L			03/07/24 14:46	1
1,2-Dichloroethane	0.54	U	1.0	0.54	ug/L			03/07/24 14:46	1
cis-1,2-Dichloroethene	0.32	U	1.0	0.32	ug/L			03/07/24 14:46	1
trans-1,2-Dichloroethene	0.37	U	1.0	0.37	ug/L			03/07/24 14:46	1
1,1-Dichloroethene	0.23	U	1.0	0.23	ug/L			03/07/24 14:46	1
1,2-Dichloropropane	0.52	U	1.0	0.52	ug/L			03/07/24 14:46	1
1,3-Dichloropropane	0.38	U	1.0	0.38	ug/L			03/07/24 14:46	1
2,2-Dichloropropane	0.38	U	1.0	0.38	ug/L			03/07/24 14:46	1
cis-1,3-Dichloropropene	0.63	U	2.0	0.63	ug/L			03/07/24 14:46	1
trans-1,3-Dichloropropene	0.65	U	1.0	0.65	ug/L			03/07/24 14:46	1
1,1-Dichloropropene	0.42	U	1.0	0.42	ug/L			03/07/24 14:46	1
Ethylbenzene	0.30	U	1.0	0.30	ug/L			03/07/24 14:46	1
Hexachlorobutadiene	1.2	U	2.0	1.2	ug/L			03/07/24 14:46	1
2-Hexanone	1.7	U	5.0	1.7	ug/L			03/07/24 14:46	1
Isopropylbenzene	0.36	U	1.0	0.36	ug/L			03/07/24 14:46	1
4-Isopropyltoluene	0.43	U	1.0	0.43	ug/L			03/07/24 14:46	1
Methylene Chloride	0.94	U	1.0	0.94	ug/L			03/07/24 14:46	1
4-Methyl-2-pentanone	0.98	U	5.0	0.98	ug/L			03/07/24 14:46	1
Naphthalene	0.63	U	2.0	0.63	ug/L			03/07/24 14:46	1
n-Propylbenzene	0.53	U	1.0	0.53	ug/L			03/07/24 14:46	1
Styrene	0.36	U	1.0	0.36	ug/L			03/07/24 14:46	1
1,1,1,2-Tetrachloroethane	0.58	U	1.0	0.58	ug/L			03/07/24 14:46	1
1,1,2,2-Tetrachloroethane	0.21	U	1.0	0.21	ug/L			03/07/24 14:46	1
Tetrachloroethene	0.40	U	1.0	0.40	ug/L			03/07/24 14:46	1
Toluene	**0.57**	**J**	1.0	0.32	ug/L			03/07/24 14:46	1
1,2,3-Trichlorobenzene	0.70	U	2.0	0.70	ug/L			03/07/24 14:46	1
1,2,4-Trichlorobenzene	0.58	U	1.0	0.58	ug/L			03/07/24 14:46	1
1,1,1-Trichloroethane	0.39	U	1.0	0.39	ug/L			03/07/24 14:46	1
1,1,2-Trichloroethane	0.27	U	1.0	0.27	ug/L			03/07/24 14:46	1
Trichloroethene	0.30	U	1.0	0.30	ug/L			03/07/24 14:46	1
Trichlorofluoromethane	0.57	U	1.0	0.57	ug/L			03/07/24 14:46	1
1,2,3-Trichloropropane	0.86	U	1.0	0.86	ug/L			03/07/24 14:46	1
1,2,4-Trimethylbenzene	0.15	U	1.0	0.15	ug/L			03/07/24 14:46	1
1,3,5-Trimethylbenzene	0.37	U	1.0	0.37	ug/L			03/07/24 14:46	1

Method: SW846 8260B - Volatile Organic Compounds (GC/MS) (Continued)

Client Sample ID: PIN12-05.2402003-069 — **Lab Sample ID: 280-188346-44**
Date Collected: 02/29/24 16:50 — **Matrix: Water**
Date Received: 03/05/24 09:25

Analyte	Result	Qualifier	LOQ	DL	Unit	D	Prepared	Analyzed	Dil Fac
Vinyl chloride	**0.89**	**J**	2.0	0.51	ug/L			03/07/24 14:46	1
Xylenes, Total	0.33	U	1.0	0.33	ug/L			03/07/24 14:46	1
1,2-Dibromoethane	0.40	U	1.0	0.40	ug/L			03/07/24 14:46	1

Surrogate	*%Recovery*	*Qualifier*	*Limits*	*Prepared*	*Analyzed*	*Dil Fac*
1,2-Dichloroethane-d4 (Surr)	*104*		*70 - 127*		*03/07/24 14:46*	*1*
Toluene-d8 (Surr)	*100*		*80 - 125*		*03/07/24 14:46*	*1*
4-Bromofluorobenzene (Surr)	*103*		*78 - 120*		*03/07/24 14:46*	*1*
Dibromofluoromethane (Surr)	*104*		*77 - 120*		*03/07/24 14:46*	*1*

Client Sample ID: PIN12-05.2402003-070 — **Lab Sample ID: 280-188346-45**
Date Collected: 03/01/24 08:15 — **Matrix: Water**
Date Received: 03/05/24 09:25

Analyte	Result	Qualifier	LOQ	DL	Unit	D	Prepared	Analyzed	Dil Fac
Acetone	26	U	60	26	ug/L			03/07/24 18:12	4
Benzene	1.2	U	4.0	1.2	ug/L			03/07/24 18:12	4
Bromobenzene	1.6	U	4.0	1.6	ug/L			03/07/24 18:12	4
Bromochloromethane	1.6	U	4.0	1.6	ug/L			03/07/24 18:12	4
Bromodichloromethane	1.5	U	4.0	1.5	ug/L			03/07/24 18:12	4
Bromoform	4.8	U	8.0	4.8	ug/L			03/07/24 18:12	4
Bromomethane	9.4	U	4.0	9.4	ug/L			03/07/24 18:12	4
2-Butanone (MEK)	24	U	20	24	ug/L			03/07/24 18:12	4
n-Butylbenzene	1.9	U	4.0	1.9	ug/L			03/07/24 18:12	4
sec-Butylbenzene	1.8	U	4.0	1.8	ug/L			03/07/24 18:12	4
tert-Butylbenzene	1.7	U	4.0	1.7	ug/L			03/07/24 18:12	4
Carbon disulfide	2.5	U	4.0	2.5	ug/L			03/07/24 18:12	4
Carbon tetrachloride	2.3	U	4.0	2.3	ug/L			03/07/24 18:12	4
Chlorobenzene	1.7	U	4.0	1.7	ug/L			03/07/24 18:12	4
Dibromochloromethane	2.5	U	8.0	2.5	ug/L			03/07/24 18:12	4
Chloroethane	5.5	U	4.0	5.5	ug/L			03/07/24 18:12	4
Chloroform	1.4	U	4.0	1.4	ug/L			03/07/24 18:12	4
Chloromethane	3.0	U	4.0	3.0	ug/L			03/07/24 18:12	4
2-Chlorotoluene	1.4	U	4.0	1.4	ug/L			03/07/24 18:12	4
4-Chlorotoluene	0.84	U	4.0	0.84	ug/L			03/07/24 18:12	4
1,2-Dibromo-3-Chloropropane	7.0	U	4.0	7.0	ug/L			03/07/24 18:12	4
Dibromomethane	1.4	U	4.0	1.4	ug/L			03/07/24 18:12	4
1,2-Dichlorobenzene	1.5	U	4.0	1.5	ug/L			03/07/24 18:12	4
1,3-Dichlorobenzene	1.3	U	4.0	1.3	ug/L			03/07/24 18:12	4
1,4-Dichlorobenzene	1.6	U	4.0	1.6	ug/L			03/07/24 18:12	4
Dichlorodifluoromethane	3.8	U	4.0	3.8	ug/L			03/07/24 18:12	4
1,1-Dichloroethane	0.88	U	4.0	0.88	ug/L			03/07/24 18:12	4
1,2-Dichloroethane	2.2	U	4.0	2.2	ug/L			03/07/24 18:12	4
cis-1,2-Dichloroethene	1.3	U	4.0	1.3	ug/L			03/07/24 18:12	4
trans-1,2-Dichloroethene	1.5	U	4.0	1.5	ug/L			03/07/24 18:12	4
1,1-Dichloroethene	0.92	U	4.0	0.92	ug/L			03/07/24 18:12	4
1,2-Dichloropropane	2.1	U	4.0	2.1	ug/L			03/07/24 18:12	4
1,3-Dichloropropane	1.5	U	4.0	1.5	ug/L			03/07/24 18:12	4
2,2-Dichloropropane	1.5	U	4.0	1.5	ug/L			03/07/24 18:12	4
cis-1,3-Dichloropropene	2.5	U	8.0	2.5	ug/L			03/07/24 18:12	4
trans-1,3-Dichloropropene	2.6	U	4.0	2.6	ug/L			03/07/24 18:12	4

Method: SW846 8260B - Volatile Organic Compounds (GC/MS) (Continued)

Client Sample ID: PIN12-05.2402003-070
Date Collected: 03/01/24 08:15
Date Received: 03/05/24 09:25

Lab Sample ID: 280-188346-45
Matrix: Water

Analyte	Result	Qualifier	LOQ	DL	Unit	D	Prepared	Analyzed	Dil Fac
1,1-Dichloropropene	1.7	U	4.0	1.7	ug/L			03/07/24 18:12	4
Ethylbenzene	1.2	U	4.0	1.2	ug/L			03/07/24 18:12	4
Hexachlorobutadiene	4.7	U	8.0	4.7	ug/L			03/07/24 18:12	4
2-Hexanone	6.8	U	20	6.8	ug/L			03/07/24 18:12	4
Isopropylbenzene	1.5	U	4.0	1.5	ug/L			03/07/24 18:12	4
4-Isopropyltoluene	1.7	U	4.0	1.7	ug/L			03/07/24 18:12	4
Methylene Chloride	3.8	U	4.0	3.8	ug/L			03/07/24 18:12	4
4-Methyl-2-pentanone	3.9	U	20	3.9	ug/L			03/07/24 18:12	4
Naphthalene	2.5	U	8.0	2.5	ug/L			03/07/24 18:12	4
n-Propylbenzene	2.1	U	4.0	2.1	ug/L			03/07/24 18:12	4
Styrene	1.4	U	4.0	1.4	ug/L			03/07/24 18:12	4
1,1,1,2-Tetrachloroethane	2.3	U	4.0	2.3	ug/L			03/07/24 18:12	4
1,1,2,2-Tetrachloroethane	0.84	U	4.0	0.84	ug/L			03/07/24 18:12	4
Tetrachloroethene	1.6	U	4.0	1.6	ug/L			03/07/24 18:12	4
Toluene	1.3	U	4.0	1.3	ug/L			03/07/24 18:12	4
1,2,3-Trichlorobenzene	2.8	U	8.0	2.8	ug/L			03/07/24 18:12	4
1,2,4-Trichlorobenzene	2.3	U	4.0	2.3	ug/L			03/07/24 18:12	4
1,1,1-Trichloroethane	1.6	U	4.0	1.6	ug/L			03/07/24 18:12	4
1,1,2-Trichloroethane	1.1	U	4.0	1.1	ug/L			03/07/24 18:12	4
Trichloroethene	1.2	U	4.0	1.2	ug/L			03/07/24 18:12	4
Trichlorofluoromethane	2.3	U	4.0	2.3	ug/L			03/07/24 18:12	4
1,2,3-Trichloropropane	3.4	U	4.0	3.4	ug/L			03/07/24 18:12	4
1,2,4-Trimethylbenzene	0.60	U	4.0	0.60	ug/L			03/07/24 18:12	4
1,3,5-Trimethylbenzene	1.5	U	4.0	1.5	ug/L			03/07/24 18:12	4
Vinyl chloride	2.0	U	8.0	2.0	ug/L			03/07/24 18:12	4
Xylenes, Total	1.3	U	4.0	1.3	ug/L			03/07/24 18:12	4
1,2-Dibromoethane	1.6	U	4.0	1.6	ug/L			03/07/24 18:12	4

Surrogate	*%Recovery*	*Qualifier*	*Limits*	*Prepared*	*Analyzed*	*Dil Fac*
1,2-Dichloroethane-d4 (Surr)	*94*		*70 - 127*		*03/07/24 18:12*	*4*
Toluene-d8 (Surr)	*115*		*80 - 125*		*03/07/24 18:12*	*4*
4-Bromofluorobenzene (Surr)	*93*		*78 - 120*		*03/07/24 18:12*	*4*
Dibromofluoromethane (Surr)	*104*		*77 - 120*		*03/07/24 18:12*	*4*

Client Sample ID: PIN12-05.2402003-098
Date Collected: 02/29/24 09:35
Date Received: 03/05/24 09:25

Lab Sample ID: 280-188346-46
Matrix: Water

Analyte	Result	Qualifier	LOQ	DL	Unit	D	Prepared	Analyzed	Dil Fac
Acetone	6.6	U	15	6.6	ug/L			03/07/24 15:07	1
Benzene	0.31	U	1.0	0.31	ug/L			03/07/24 15:07	1
Bromobenzene	0.40	U	1.0	0.40	ug/L			03/07/24 15:07	1
Bromochloromethane	0.40	U	1.0	0.40	ug/L			03/07/24 15:07	1
Bromodichloromethane	0.39	U	1.0	0.39	ug/L			03/07/24 15:07	1
Bromoform	1.2	U	2.0	1.2	ug/L			03/07/24 15:07	1
Bromomethane	2.4	U	1.0	2.4	ug/L			03/07/24 15:07	1
2-Butanone (MEK)	6.0	U	5.0	6.0	ug/L			03/07/24 15:07	1
n-Butylbenzene	0.48	U	1.0	0.48	ug/L			03/07/24 15:07	1
sec-Butylbenzene	0.45	U	1.0	0.45	ug/L			03/07/24 15:07	1
tert-Butylbenzene	0.42	U	1.0	0.42	ug/L			03/07/24 15:07	1
Carbon disulfide	0.63	U	1.0	0.63	ug/L			03/07/24 15:07	1

Method: SW846 8260B - Volatile Organic Compounds (GC/MS) (Continued)

Client Sample ID: PIN12-05.2402003-098
Date Collected: 02/29/24 09:35
Date Received: 03/05/24 09:25

Lab Sample ID: 280-188346-46
Matrix: Water

Analyte	Result	Qualifier	LOQ	DL	Unit	D	Prepared	Analyzed	Dil Fac
Carbon tetrachloride	0.57	U	1.0	0.57	ug/L			03/07/24 15:07	1
Chlorobenzene	0.42	U	1.0	0.42	ug/L			03/07/24 15:07	1
Dibromochloromethane	0.62	U	2.0	0.62	ug/L			03/07/24 15:07	1
Chloroethane	1.4	U	1.0	1.4	ug/L			03/07/24 15:07	1
Chloroform	0.36	U	1.0	0.36	ug/L			03/07/24 15:07	1
Chloromethane	0.75	U	1.0	0.75	ug/L			03/07/24 15:07	1
2-Chlorotoluene	0.34	U	1.0	0.34	ug/L			03/07/24 15:07	1
4-Chlorotoluene	0.21	U	1.0	0.21	ug/L			03/07/24 15:07	1
1,2-Dibromo-3-Chloropropane	1.8	U	1.0	1.8	ug/L			03/07/24 15:07	1
Dibromomethane	0.34	U	1.0	0.34	ug/L			03/07/24 15:07	1
1,2-Dichlorobenzene	0.37	U	1.0	0.37	ug/L			03/07/24 15:07	1
1,3-Dichlorobenzene	0.33	U	1.0	0.33	ug/L			03/07/24 15:07	1
1,4-Dichlorobenzene	0.39	U	1.0	0.39	ug/L			03/07/24 15:07	1
Dichlorodifluoromethane	0.96	U	1.0	0.96	ug/L			03/07/24 15:07	1
1,1-Dichloroethane	0.22	U	1.0	0.22	ug/L			03/07/24 15:07	1
1,2-Dichloroethane	0.54	U	1.0	0.54	ug/L			03/07/24 15:07	1
cis-1,2-Dichloroethene	0.32	U	1.0	0.32	ug/L			03/07/24 15:07	1
trans-1,2-Dichloroethene	0.37	U	1.0	0.37	ug/L			03/07/24 15:07	1
1,1-Dichloroethene	0.23	U	1.0	0.23	ug/L			03/07/24 15:07	1
1,2-Dichloropropane	0.52	U	1.0	0.52	ug/L			03/07/24 15:07	1
1,3-Dichloropropane	0.38	U	1.0	0.38	ug/L			03/07/24 15:07	1
2,2-Dichloropropane	0.38	U	1.0	0.38	ug/L			03/07/24 15:07	1
cis-1,3-Dichloropropene	0.63	U	2.0	0.63	ug/L			03/07/24 15:07	1
trans-1,3-Dichloropropene	0.65	U	1.0	0.65	ug/L			03/07/24 15:07	1
1,1-Dichloropropene	0.42	U	1.0	0.42	ug/L			03/07/24 15:07	1
Ethylbenzene	0.30	U	1.0	0.30	ug/L			03/07/24 15:07	1
Hexachlorobutadiene	1.2	U	2.0	1.2	ug/L			03/07/24 15:07	1
2-Hexanone	1.7	U	5.0	1.7	ug/L			03/07/24 15:07	1
Isopropylbenzene	0.36	U	1.0	0.36	ug/L			03/07/24 15:07	1
4-Isopropyltoluene	0.43	U	1.0	0.43	ug/L			03/07/24 15:07	1
Methylene Chloride	0.94	U	1.0	0.94	ug/L			03/07/24 15:07	1
4-Methyl-2-pentanone	0.98	U	5.0	0.98	ug/L			03/07/24 15:07	1
Naphthalene	0.63	U	2.0	0.63	ug/L			03/07/24 15:07	1
n-Propylbenzene	0.53	U	1.0	0.53	ug/L			03/07/24 15:07	1
Styrene	0.36	U	1.0	0.36	ug/L			03/07/24 15:07	1
1,1,1,2-Tetrachloroethane	0.58	U	1.0	0.58	ug/L			03/07/24 15:07	1
1,1,2,2-Tetrachloroethane	0.21	U	1.0	0.21	ug/L			03/07/24 15:07	1
Tetrachloroethene	0.40	U	1.0	0.40	ug/L			03/07/24 15:07	1
Toluene	0.32	U	1.0	0.32	ug/L			03/07/24 15:07	1
1,2,3-Trichlorobenzene	0.70	U	2.0	0.70	ug/L			03/07/24 15:07	1
1,2,4-Trichlorobenzene	0.58	U	1.0	0.58	ug/L			03/07/24 15:07	1
1,1,1-Trichloroethane	0.39	U	1.0	0.39	ug/L			03/07/24 15:07	1
1,1,2-Trichloroethane	0.27	U	1.0	0.27	ug/L			03/07/24 15:07	1
Trichloroethene	0.30	U	1.0	0.30	ug/L			03/07/24 15:07	1
Trichlorofluoromethane	0.57	U	1.0	0.57	ug/L			03/07/24 15:07	1
1,2,3-Trichloropropane	0.86	U	1.0	0.86	ug/L			03/07/24 15:07	1
1,2,4-Trimethylbenzene	0.15	U	1.0	0.15	ug/L			03/07/24 15:07	1
1,3,5-Trimethylbenzene	0.37	U	1.0	0.37	ug/L			03/07/24 15:07	1
Vinyl chloride	0.51	U	2.0	0.51	ug/L			03/07/24 15:07	1

Method: SW846 8260B - Volatile Organic Compounds (GC/MS) (Continued)

Client Sample ID: PIN12-05.2402003-098 — **Lab Sample ID: 280-188346-46**
Date Collected: 02/29/24 09:35 — **Matrix: Water**
Date Received: 03/05/24 09:25

Analyte	Result	Qualifier	LOQ	DL	Unit	D	Prepared	Analyzed	Dil Fac
Xylenes, Total	0.33	U	1.0	0.33	ug/L			03/07/24 15:07	1
1,2-Dibromoethane	0.40	U	1.0	0.40	ug/L			03/07/24 15:07	1

Surrogate	*%Recovery*	*Qualifier*	*Limits*	*Prepared*	*Analyzed*	*Dil Fac*
1,2-Dichloroethane-d4 (Surr)	*106*		*70 - 127*		*03/07/24 15:07*	*1*
Toluene-d8 (Surr)	*100*		*80 - 125*		*03/07/24 15:07*	*1*
4-Bromofluorobenzene (Surr)	*102*		*78 - 120*		*03/07/24 15:07*	*1*
Dibromofluoromethane (Surr)	*103*		*77 - 120*		*03/07/24 15:07*	*1*

Client Sample ID: PIN12-05.2402003-099 — **Lab Sample ID: 280-188346-47**
Date Collected: 02/29/24 10:35 — **Matrix: Water**
Date Received: 03/05/24 09:25

Analyte	Result	Qualifier	LOQ	DL	Unit	D	Prepared	Analyzed	Dil Fac
Acetone	6.6	U	15	6.6	ug/L			03/07/24 15:29	1
Benzene	0.31	U	1.0	0.31	ug/L			03/07/24 15:29	1
Bromobenzene	0.40	U	1.0	0.40	ug/L			03/07/24 15:29	1
Bromochloromethane	0.40	U	1.0	0.40	ug/L			03/07/24 15:29	1
Bromodichloromethane	0.39	U	1.0	0.39	ug/L			03/07/24 15:29	1
Bromoform	1.2	U	2.0	1.2	ug/L			03/07/24 15:29	1
Bromomethane	2.4	U	1.0	2.4	ug/L			03/07/24 15:29	1
2-Butanone (MEK)	6.0	U	5.0	6.0	ug/L			03/07/24 15:29	1
n-Butylbenzene	0.48	U	1.0	0.48	ug/L			03/07/24 15:29	1
sec-Butylbenzene	0.45	U	1.0	0.45	ug/L			03/07/24 15:29	1
tert-Butylbenzene	0.42	U	1.0	0.42	ug/L			03/07/24 15:29	1
Carbon disulfide	0.63	U	1.0	0.63	ug/L			03/07/24 15:29	1
Carbon tetrachloride	0.57	U	1.0	0.57	ug/L			03/07/24 15:29	1
Chlorobenzene	0.42	U	1.0	0.42	ug/L			03/07/24 15:29	1
Dibromochloromethane	0.62	U	2.0	0.62	ug/L			03/07/24 15:29	1
Chloroethane	1.4	U	1.0	1.4	ug/L			03/07/24 15:29	1
Chloroform	0.36	U	1.0	0.36	ug/L			03/07/24 15:29	1
Chloromethane	0.75	U	1.0	0.75	ug/L			03/07/24 15:29	1
2-Chlorotoluene	0.34	U	1.0	0.34	ug/L			03/07/24 15:29	1
4-Chlorotoluene	0.21	U	1.0	0.21	ug/L			03/07/24 15:29	1
1,2-Dibromo-3-Chloropropane	1.8	U	1.0	1.8	ug/L			03/07/24 15:29	1
Dibromomethane	0.34	U	1.0	0.34	ug/L			03/07/24 15:29	1
1,2-Dichlorobenzene	0.37	U	1.0	0.37	ug/L			03/07/24 15:29	1
1,3-Dichlorobenzene	0.33	U	1.0	0.33	ug/L			03/07/24 15:29	1
1,4-Dichlorobenzene	0.39	U	1.0	0.39	ug/L			03/07/24 15:29	1
Dichlorodifluoromethane	0.96	U	1.0	0.96	ug/L			03/07/24 15:29	1
1,1-Dichloroethane	0.22	U	1.0	0.22	ug/L			03/07/24 15:29	1
1,2-Dichloroethane	0.54	U	1.0	0.54	ug/L			03/07/24 15:29	1
cis-1,2-Dichloroethene	0.32	U	1.0	0.32	ug/L			03/07/24 15:29	1
trans-1,2-Dichloroethene	0.37	U	1.0	0.37	ug/L			03/07/24 15:29	1
1,1-Dichloroethene	0.23	U	1.0	0.23	ug/L			03/07/24 15:29	1
1,2-Dichloropropane	0.52	U	1.0	0.52	ug/L			03/07/24 15:29	1
1,3-Dichloropropane	0.38	U	1.0	0.38	ug/L			03/07/24 15:29	1
2,2-Dichloropropane	0.38	U	1.0	0.38	ug/L			03/07/24 15:29	1
cis-1,3-Dichloropropene	0.63	U	2.0	0.63	ug/L			03/07/24 15:29	1
trans-1,3-Dichloropropene	0.65	U	1.0	0.65	ug/L			03/07/24 15:29	1
1,1-Dichloropropene	0.42	U	1.0	0.42	ug/L			03/07/24 15:29	1

Method: SW846 8260B - Volatile Organic Compounds (GC/MS) (Continued)

Client Sample ID: PIN12-05.2402003-099 — **Lab Sample ID: 280-188346-47**
Date Collected: 02/29/24 10:35 — **Matrix: Water**
Date Received: 03/05/24 09:25

Analyte	Result	Qualifier	LOQ	DL	Unit	D	Prepared	Analyzed	Dil Fac
Ethylbenzene	0.30	U	1.0	0.30	ug/L			03/07/24 15:29	1
Hexachlorobutadiene	1.2	U	2.0	1.2	ug/L			03/07/24 15:29	1
2-Hexanone	1.7	U	5.0	1.7	ug/L			03/07/24 15:29	1
Isopropylbenzene	0.36	U	1.0	0.36	ug/L			03/07/24 15:29	1
4-Isopropyltoluene	0.43	U	1.0	0.43	ug/L			03/07/24 15:29	1
Methylene Chloride	0.94	U	1.0	0.94	ug/L			03/07/24 15:29	1
4-Methyl-2-pentanone	0.98	U	5.0	0.98	ug/L			03/07/24 15:29	1
Naphthalene	0.63	U	2.0	0.63	ug/L			03/07/24 15:29	1
n-Propylbenzene	0.53	U	1.0	0.53	ug/L			03/07/24 15:29	1
Styrene	0.36	U	1.0	0.36	ug/L			03/07/24 15:29	1
1,1,1,2-Tetrachloroethane	0.58	U	1.0	0.58	ug/L			03/07/24 15:29	1
1,1,2,2-Tetrachloroethane	0.21	U	1.0	0.21	ug/L			03/07/24 15:29	1
Tetrachloroethene	0.40	U	1.0	0.40	ug/L			03/07/24 15:29	1
Toluene	0.32	U	1.0	0.32	ug/L			03/07/24 15:29	1
1,2,3-Trichlorobenzene	0.70	U	2.0	0.70	ug/L			03/07/24 15:29	1
1,2,4-Trichlorobenzene	0.58	U	1.0	0.58	ug/L			03/07/24 15:29	1
1,1,1-Trichloroethane	0.39	U	1.0	0.39	ug/L			03/07/24 15:29	1
1,1,2-Trichloroethane	0.27	U	1.0	0.27	ug/L			03/07/24 15:29	1
Trichloroethene	0.30	U	1.0	0.30	ug/L			03/07/24 15:29	1
Trichlorofluoromethane	0.57	U	1.0	0.57	ug/L			03/07/24 15:29	1
1,2,3-Trichloropropane	0.86	U	1.0	0.86	ug/L			03/07/24 15:29	1
1,2,4-Trimethylbenzene	0.15	U	1.0	0.15	ug/L			03/07/24 15:29	1
1,3,5-Trimethylbenzene	0.37	U	1.0	0.37	ug/L			03/07/24 15:29	1
Vinyl chloride	0.51	U	2.0	0.51	ug/L			03/07/24 15:29	1
Xylenes, Total	0.33	U	1.0	0.33	ug/L			03/07/24 15:29	1
1,2-Dibromoethane	0.40	U	1.0	0.40	ug/L			03/07/24 15:29	1

Surrogate	*%Recovery*	*Qualifier*	*Limits*	*Prepared*	*Analyzed*	*Dil Fac*
1,2-Dichloroethane-d4 (Surr)	*105*		*70 - 127*		*03/07/24 15:29*	*1*
Toluene-d8 (Surr)	*100*		*80 - 125*		*03/07/24 15:29*	*1*
4-Bromofluorobenzene (Surr)	*102*		*78 - 120*		*03/07/24 15:29*	*1*
Dibromofluoromethane (Surr)	*104*		*77 - 120*		*03/07/24 15:29*	*1*

Client Sample ID: PIN12-05.2402003-100 — **Lab Sample ID: 280-188346-48**
Date Collected: 02/29/24 11:15 — **Matrix: Water**
Date Received: 03/05/24 09:25

Analyte	Result	Qualifier	LOQ	DL	Unit	D	Prepared	Analyzed	Dil Fac
Acetone	6.6	U	15	6.6	ug/L			03/07/24 15:51	1
Benzene	0.31	U	1.0	0.31	ug/L			03/07/24 15:51	1
Bromobenzene	0.40	U	1.0	0.40	ug/L			03/07/24 15:51	1
Bromochloromethane	0.40	U	1.0	0.40	ug/L			03/07/24 15:51	1
Bromodichloromethane	0.39	U	1.0	0.39	ug/L			03/07/24 15:51	1
Bromoform	1.2	U	2.0	1.2	ug/L			03/07/24 15:51	1
Bromomethane	2.4	U	1.0	2.4	ug/L			03/07/24 15:51	1
2-Butanone (MEK)	6.0	U	5.0	6.0	ug/L			03/07/24 15:51	1
n-Butylbenzene	0.48	U	1.0	0.48	ug/L			03/07/24 15:51	1
sec-Butylbenzene	0.45	U	1.0	0.45	ug/L			03/07/24 15:51	1
tert-Butylbenzene	0.42	U	1.0	0.42	ug/L			03/07/24 15:51	1
Carbon disulfide	0.63	U	1.0	0.63	ug/L			03/07/24 15:51	1
Carbon tetrachloride	0.57	U	1.0	0.57	ug/L			03/07/24 15:51	1

Method: SW846 8260B - Volatile Organic Compounds (GC/MS) (Continued)

Client Sample ID: PIN12-05.2402003-100
Date Collected: 02/29/24 11:15
Date Received: 03/05/24 09:25

Lab Sample ID: 280-188346-48
Matrix: Water

Analyte	Result	Qualifier	LOQ	DL	Unit	D	Prepared	Analyzed	Dil Fac
Chlorobenzene	0.42	U	1.0	0.42	ug/L			03/07/24 15:51	1
Dibromochloromethane	0.62	U	2.0	0.62	ug/L			03/07/24 15:51	1
Chloroethane	1.4	U	1.0	1.4	ug/L			03/07/24 15:51	1
Chloroform	0.36	U	1.0	0.36	ug/L			03/07/24 15:51	1
Chloromethane	0.75	U	1.0	0.75	ug/L			03/07/24 15:51	1
2-Chlorotoluene	0.34	U	1.0	0.34	ug/L			03/07/24 15:51	1
4-Chlorotoluene	0.21	U	1.0	0.21	ug/L			03/07/24 15:51	1
1,2-Dibromo-3-Chloropropane	1.8	U	1.0	1.8	ug/L			03/07/24 15:51	1
Dibromomethane	0.34	U	1.0	0.34	ug/L			03/07/24 15:51	1
1,2-Dichlorobenzene	0.37	U	1.0	0.37	ug/L			03/07/24 15:51	1
1,3-Dichlorobenzene	0.33	U	1.0	0.33	ug/L			03/07/24 15:51	1
1,4-Dichlorobenzene	0.39	U	1.0	0.39	ug/L			03/07/24 15:51	1
Dichlorodifluoromethane	0.96	U	1.0	0.96	ug/L			03/07/24 15:51	1
1,1-Dichloroethane	**0.86**	**J**	1.0	0.22	ug/L			03/07/24 15:51	1
1,2-Dichloroethane	0.54	U	1.0	0.54	ug/L			03/07/24 15:51	1
cis-1,2-Dichloroethene	0.32	U	1.0	0.32	ug/L			03/07/24 15:51	1
trans-1,2-Dichloroethene	0.37	U	1.0	0.37	ug/L			03/07/24 15:51	1
1,1-Dichloroethene	0.23	U	1.0	0.23	ug/L			03/07/24 15:51	1
1,2-Dichloropropane	0.52	U	1.0	0.52	ug/L			03/07/24 15:51	1
1,3-Dichloropropane	0.38	U	1.0	0.38	ug/L			03/07/24 15:51	1
2,2-Dichloropropane	0.38	U	1.0	0.38	ug/L			03/07/24 15:51	1
cis-1,3-Dichloropropene	0.63	U	2.0	0.63	ug/L			03/07/24 15:51	1
trans-1,3-Dichloropropene	0.65	U	1.0	0.65	ug/L			03/07/24 15:51	1
1,1-Dichloropropene	0.42	U	1.0	0.42	ug/L			03/07/24 15:51	1
Ethylbenzene	0.30	U	1.0	0.30	ug/L			03/07/24 15:51	1
Hexachlorobutadiene	1.2	U	2.0	1.2	ug/L			03/07/24 15:51	1
2-Hexanone	1.7	U	5.0	1.7	ug/L			03/07/24 15:51	1
Isopropylbenzene	0.36	U	1.0	0.36	ug/L			03/07/24 15:51	1
4-Isopropyltoluene	0.43	U	1.0	0.43	ug/L			03/07/24 15:51	1
Methylene Chloride	0.94	U	1.0	0.94	ug/L			03/07/24 15:51	1
4-Methyl-2-pentanone	0.98	U	5.0	0.98	ug/L			03/07/24 15:51	1
Naphthalene	0.63	U	2.0	0.63	ug/L			03/07/24 15:51	1
n-Propylbenzene	0.53	U	1.0	0.53	ug/L			03/07/24 15:51	1
Styrene	0.36	U	1.0	0.36	ug/L			03/07/24 15:51	1
1,1,1,2-Tetrachloroethane	0.58	U	1.0	0.58	ug/L			03/07/24 15:51	1
1,1,2,2-Tetrachloroethane	0.21	U	1.0	0.21	ug/L			03/07/24 15:51	1
Tetrachloroethene	0.40	U	1.0	0.40	ug/L			03/07/24 15:51	1
Toluene	0.32	U	1.0	0.32	ug/L			03/07/24 15:51	1
1,2,3-Trichlorobenzene	0.70	U	2.0	0.70	ug/L			03/07/24 15:51	1
1,2,4-Trichlorobenzene	0.58	U	1.0	0.58	ug/L			03/07/24 15:51	1
1,1,1-Trichloroethane	0.39	U	1.0	0.39	ug/L			03/07/24 15:51	1
1,1,2-Trichloroethane	0.27	U	1.0	0.27	ug/L			03/07/24 15:51	1
Trichloroethene	0.30	U	1.0	0.30	ug/L			03/07/24 15:51	1
Trichlorofluoromethane	0.57	U	1.0	0.57	ug/L			03/07/24 15:51	1
1,2,3-Trichloropropane	0.86	U	1.0	0.86	ug/L			03/07/24 15:51	1
1,2,4-Trimethylbenzene	0.15	U	1.0	0.15	ug/L			03/07/24 15:51	1
1,3,5-Trimethylbenzene	0.37	U	1.0	0.37	ug/L			03/07/24 15:51	1
Vinyl chloride	**2.3**		2.0	0.51	ug/L			03/07/24 15:51	1
Xylenes, Total	0.33	U	1.0	0.33	ug/L			03/07/24 15:51	1

Method: SW846 8260B - Volatile Organic Compounds (GC/MS) (Continued)

Client Sample ID: PIN12-05.2402003-100 — **Lab Sample ID: 280-188346-48**
Date Collected: 02/29/24 11:15 — **Matrix: Water**
Date Received: 03/05/24 09:25

Analyte	Result	Qualifier	LOQ	DL	Unit	D	Prepared	Analyzed	Dil Fac
1,2-Dibromoethane	0.40	U	1.0	0.40	ug/L			03/07/24 15:51	1

Surrogate	*%Recovery*	*Qualifier*	*Limits*	*Prepared*	*Analyzed*	*Dil Fac*
1,2-Dichloroethane-d4 (Surr)	*106*		*70 - 127*		*03/07/24 15:51*	*1*
Toluene-d8 (Surr)	*100*		*80 - 125*		*03/07/24 15:51*	*1*
4-Bromofluorobenzene (Surr)	*98*		*78 - 120*		*03/07/24 15:51*	*1*
Dibromofluoromethane (Surr)	*104*		*77 - 120*		*03/07/24 15:51*	*1*

Client Sample ID: PIN12-05.2402003-103 — **Lab Sample ID: 280-188346-49**
Date Collected: 02/29/24 15:30 — **Matrix: Water**
Date Received: 03/05/24 09:25

Analyte	Result	Qualifier	LOQ	DL	Unit	D	Prepared	Analyzed	Dil Fac
Acetone	6.6	U	15	6.6	ug/L			03/07/24 16:12	1
Benzene	0.31	U	1.0	0.31	ug/L			03/07/24 16:12	1
Bromobenzene	0.40	U	1.0	0.40	ug/L			03/07/24 16:12	1
Bromochloromethane	0.40	U	1.0	0.40	ug/L			03/07/24 16:12	1
Bromodichloromethane	0.39	U	1.0	0.39	ug/L			03/07/24 16:12	1
Bromoform	1.2	U	2.0	1.2	ug/L			03/07/24 16:12	1
Bromomethane	2.4	U	1.0	2.4	ug/L			03/07/24 16:12	1
2-Butanone (MEK)	6.0	U	5.0	6.0	ug/L			03/07/24 16:12	1
n-Butylbenzene	0.48	U	1.0	0.48	ug/L			03/07/24 16:12	1
sec-Butylbenzene	0.45	U	1.0	0.45	ug/L			03/07/24 16:12	1
tert-Butylbenzene	0.42	U	1.0	0.42	ug/L			03/07/24 16:12	1
Carbon disulfide	0.63	U	1.0	0.63	ug/L			03/07/24 16:12	1
Carbon tetrachloride	0.57	U	1.0	0.57	ug/L			03/07/24 16:12	1
Chlorobenzene	0.42	U	1.0	0.42	ug/L			03/07/24 16:12	1
Dibromochloromethane	0.62	U	2.0	0.62	ug/L			03/07/24 16:12	1
Chloroethane	1.4	U	1.0	1.4	ug/L			03/07/24 16:12	1
Chloroform	0.36	U	1.0	0.36	ug/L			03/07/24 16:12	1
Chloromethane	0.75	U	1.0	0.75	ug/L			03/07/24 16:12	1
2-Chlorotoluene	0.34	U	1.0	0.34	ug/L			03/07/24 16:12	1
4-Chlorotoluene	0.21	U	1.0	0.21	ug/L			03/07/24 16:12	1
1,2-Dibromo-3-Chloropropane	1.8	U	1.0	1.8	ug/L			03/07/24 16:12	1
Dibromomethane	0.34	U	1.0	0.34	ug/L			03/07/24 16:12	1
1,2-Dichlorobenzene	0.37	U	1.0	0.37	ug/L			03/07/24 16:12	1
1,3-Dichlorobenzene	0.33	U	1.0	0.33	ug/L			03/07/24 16:12	1
1,4-Dichlorobenzene	0.39	U	1.0	0.39	ug/L			03/07/24 16:12	1
Dichlorodifluoromethane	0.96	U	1.0	0.96	ug/L			03/07/24 16:12	1
1,1-Dichloroethane	**11**		1.0	0.22	ug/L			03/07/24 16:12	1
1,2-Dichloroethane	0.54	U	1.0	0.54	ug/L			03/07/24 16:12	1
cis-1,2-Dichloroethene	**0.79**	**J**	1.0	0.32	ug/L			03/07/24 16:12	1
trans-1,2-Dichloroethene	**0.79**	**J**	1.0	0.37	ug/L			03/07/24 16:12	1
1,1-Dichloroethene	0.23	U	1.0	0.23	ug/L			03/07/24 16:12	1
1,2-Dichloropropane	0.52	U	1.0	0.52	ug/L			03/07/24 16:12	1
1,3-Dichloropropane	0.38	U	1.0	0.38	ug/L			03/07/24 16:12	1
2,2-Dichloropropane	0.38	U	1.0	0.38	ug/L			03/07/24 16:12	1
cis-1,3-Dichloropropene	0.63	U	2.0	0.63	ug/L			03/07/24 16:12	1
trans-1,3-Dichloropropene	0.65	U	1.0	0.65	ug/L			03/07/24 16:12	1
1,1-Dichloropropene	0.42	U	1.0	0.42	ug/L			03/07/24 16:12	1
Ethylbenzene	0.30	U	1.0	0.30	ug/L			03/07/24 16:12	1

Method: SW846 8260B - Volatile Organic Compounds (GC/MS) (Continued)

Client Sample ID: PIN12-05.2402003-103 **Lab Sample ID: 280-188346-49**
Date Collected: 02/29/24 15:30 **Matrix: Water**
Date Received: 03/05/24 09:25

Analyte	Result	Qualifier	LOQ	DL	Unit	D	Prepared	Analyzed	Dil Fac
Hexachlorobutadiene	1.2	U	2.0	1.2	ug/L			03/07/24 16:12	1
2-Hexanone	1.7	U	5.0	1.7	ug/L			03/07/24 16:12	1
Isopropylbenzene	0.36	U	1.0	0.36	ug/L			03/07/24 16:12	1
4-Isopropyltoluene	0.43	U	1.0	0.43	ug/L			03/07/24 16:12	1
Methylene Chloride	0.94	U	1.0	0.94	ug/L			03/07/24 16:12	1
4-Methyl-2-pentanone	0.98	U	5.0	0.98	ug/L			03/07/24 16:12	1
Naphthalene	0.63	U	2.0	0.63	ug/L			03/07/24 16:12	1
n-Propylbenzene	0.53	U	1.0	0.53	ug/L			03/07/24 16:12	1
Styrene	0.36	U	1.0	0.36	ug/L			03/07/24 16:12	1
1,1,1,2-Tetrachloroethane	0.58	U	1.0	0.58	ug/L			03/07/24 16:12	1
1,1,2,2-Tetrachloroethane	0.21	U	1.0	0.21	ug/L			03/07/24 16:12	1
Tetrachloroethene	0.40	U	1.0	0.40	ug/L			03/07/24 16:12	1
Toluene	0.32	U	1.0	0.32	ug/L			03/07/24 16:12	1
1,2,3-Trichlorobenzene	0.70	U	2.0	0.70	ug/L			03/07/24 16:12	1
1,2,4-Trichlorobenzene	0.58	U	1.0	0.58	ug/L			03/07/24 16:12	1
1,1,1-Trichloroethane	0.39	U	1.0	0.39	ug/L			03/07/24 16:12	1
1,1,2-Trichloroethane	0.27	U	1.0	0.27	ug/L			03/07/24 16:12	1
Trichloroethene	0.30	U	1.0	0.30	ug/L			03/07/24 16:12	1
Trichlorofluoromethane	0.57	U	1.0	0.57	ug/L			03/07/24 16:12	1
1,2,3-Trichloropropane	0.86	U	1.0	0.86	ug/L			03/07/24 16:12	1
1,2,4-Trimethylbenzene	0.15	U	1.0	0.15	ug/L			03/07/24 16:12	1
1,3,5-Trimethylbenzene	0.37	U	1.0	0.37	ug/L			03/07/24 16:12	1
Vinyl chloride	**7.5**		2.0	0.51	ug/L			03/07/24 16:12	1
Xylenes, Total	0.33	U	1.0	0.33	ug/L			03/07/24 16:12	1
1,2-Dibromoethane	0.40	U	1.0	0.40	ug/L			03/07/24 16:12	1

Surrogate	*%Recovery*	*Qualifier*	*Limits*	*Prepared*	*Analyzed*	*Dil Fac*
1,2-Dichloroethane-d4 (Surr)	*105*		*70 - 127*		*03/07/24 16:12*	*1*
Toluene-d8 (Surr)	*99*		*80 - 125*		*03/07/24 16:12*	*1*
4-Bromofluorobenzene (Surr)	*103*		*78 - 120*		*03/07/24 16:12*	*1*
Dibromofluoromethane (Surr)	*104*		*77 - 120*		*03/07/24 16:12*	*1*

Client Sample ID: PIN12-05.2402003-106 **Lab Sample ID: 280-188346-50**
Date Collected: 02/29/24 09:30 **Matrix: Water**
Date Received: 03/05/24 09:25

Analyte	Result	Qualifier	LOQ	DL	Unit	D	Prepared	Analyzed	Dil Fac
Acetone	6.6	U	15	6.6	ug/L			03/07/24 16:34	1
Benzene	0.31	U	1.0	0.31	ug/L			03/07/24 16:34	1
Bromobenzene	0.40	U	1.0	0.40	ug/L			03/07/24 16:34	1
Bromochloromethane	0.40	U	1.0	0.40	ug/L			03/07/24 16:34	1
Bromodichloromethane	0.39	U	1.0	0.39	ug/L			03/07/24 16:34	1
Bromoform	1.2	U	2.0	1.2	ug/L			03/07/24 16:34	1
Bromomethane	2.4	U	1.0	2.4	ug/L			03/07/24 16:34	1
2-Butanone (MEK)	6.0	U	5.0	6.0	ug/L			03/07/24 16:34	1
n-Butylbenzene	0.48	U	1.0	0.48	ug/L			03/07/24 16:34	1
sec-Butylbenzene	0.45	U	1.0	0.45	ug/L			03/07/24 16:34	1
tert-Butylbenzene	0.42	U	1.0	0.42	ug/L			03/07/24 16:34	1
Carbon disulfide	0.63	U	1.0	0.63	ug/L			03/07/24 16:34	1
Carbon tetrachloride	0.57	U	1.0	0.57	ug/L			03/07/24 16:34	1
Chlorobenzene	0.42	U	1.0	0.42	ug/L			03/07/24 16:34	1

Method: SW846 8260B - Volatile Organic Compounds (GC/MS) (Continued)

Client Sample ID: PIN12-05.2402003-106
Date Collected: 02/29/24 09:30
Date Received: 03/05/24 09:25

Lab Sample ID: 280-188346-50
Matrix: Water

Analyte	Result	Qualifier	LOQ	DL	Unit	D	Prepared	Analyzed	Dil Fac
Dibromochloromethane	0.62	U	2.0	0.62	ug/L			03/07/24 16:34	1
Chloroethane	1.4	U	1.0	1.4	ug/L			03/07/24 16:34	1
Chloroform	0.36	U	1.0	0.36	ug/L			03/07/24 16:34	1
Chloromethane	0.75	U	1.0	0.75	ug/L			03/07/24 16:34	1
2-Chlorotoluene	0.34	U	1.0	0.34	ug/L			03/07/24 16:34	1
4-Chlorotoluene	0.21	U	1.0	0.21	ug/L			03/07/24 16:34	1
1,2-Dibromo-3-Chloropropane	1.8	U	1.0	1.8	ug/L			03/07/24 16:34	1
Dibromomethane	0.34	U	1.0	0.34	ug/L			03/07/24 16:34	1
1,2-Dichlorobenzene	0.37	U	1.0	0.37	ug/L			03/07/24 16:34	1
1,3-Dichlorobenzene	0.33	U	1.0	0.33	ug/L			03/07/24 16:34	1
1,4-Dichlorobenzene	0.39	U	1.0	0.39	ug/L			03/07/24 16:34	1
Dichlorodifluoromethane	0.96	U	1.0	0.96	ug/L			03/07/24 16:34	1
1,1-Dichloroethane	**5.3**		1.0	0.22	ug/L			03/07/24 16:34	1
1,2-Dichloroethane	0.54	U	1.0	0.54	ug/L			03/07/24 16:34	1
cis-1,2-Dichloroethene	0.32	U	1.0	0.32	ug/L			03/07/24 16:34	1
trans-1,2-Dichloroethene	**4.0**		1.0	0.37	ug/L			03/07/24 16:34	1
1,1-Dichloroethene	0.23	U	1.0	0.23	ug/L			03/07/24 16:34	1
1,2-Dichloropropane	0.52	U	1.0	0.52	ug/L			03/07/24 16:34	1
1,3-Dichloropropane	0.38	U	1.0	0.38	ug/L			03/07/24 16:34	1
2,2-Dichloropropane	0.38	U	1.0	0.38	ug/L			03/07/24 16:34	1
cis-1,3-Dichloropropene	0.63	U	2.0	0.63	ug/L			03/07/24 16:34	1
trans-1,3-Dichloropropene	0.65	U	1.0	0.65	ug/L			03/07/24 16:34	1
1,1-Dichloropropene	0.42	U	1.0	0.42	ug/L			03/07/24 16:34	1
Ethylbenzene	0.30	U	1.0	0.30	ug/L			03/07/24 16:34	1
Hexachlorobutadiene	1.2	U	2.0	1.2	ug/L			03/07/24 16:34	1
2-Hexanone	1.7	U	5.0	1.7	ug/L			03/07/24 16:34	1
Isopropylbenzene	0.36	U	1.0	0.36	ug/L			03/07/24 16:34	1
4-Isopropyltoluene	0.43	U	1.0	0.43	ug/L			03/07/24 16:34	1
Methylene Chloride	0.94	U	1.0	0.94	ug/L			03/07/24 16:34	1
4-Methyl-2-pentanone	0.98	U	5.0	0.98	ug/L			03/07/24 16:34	1
Naphthalene	0.63	U	2.0	0.63	ug/L			03/07/24 16:34	1
n-Propylbenzene	0.53	U	1.0	0.53	ug/L			03/07/24 16:34	1
Styrene	0.36	U	1.0	0.36	ug/L			03/07/24 16:34	1
1,1,1,2-Tetrachloroethane	0.58	U	1.0	0.58	ug/L			03/07/24 16:34	1
1,1,2,2-Tetrachloroethane	0.21	U	1.0	0.21	ug/L			03/07/24 16:34	1
Tetrachloroethene	0.40	U	1.0	0.40	ug/L			03/07/24 16:34	1
Toluene	0.32	U	1.0	0.32	ug/L			03/07/24 16:34	1
1,2,3-Trichlorobenzene	0.70	U	2.0	0.70	ug/L			03/07/24 16:34	1
1,2,4-Trichlorobenzene	0.58	U	1.0	0.58	ug/L			03/07/24 16:34	1
1,1,1-Trichloroethane	0.39	U	1.0	0.39	ug/L			03/07/24 16:34	1
1,1,2-Trichloroethane	0.27	U	1.0	0.27	ug/L			03/07/24 16:34	1
Trichloroethene	0.30	U	1.0	0.30	ug/L			03/07/24 16:34	1
Trichlorofluoromethane	0.57	U	1.0	0.57	ug/L			03/07/24 16:34	1
1,2,3-Trichloropropane	0.86	U	1.0	0.86	ug/L			03/07/24 16:34	1
1,2,4-Trimethylbenzene	0.15	U	1.0	0.15	ug/L			03/07/24 16:34	1
1,3,5-Trimethylbenzene	0.37	U	1.0	0.37	ug/L			03/07/24 16:34	1
Vinyl chloride	**0.52**	**J**	2.0	0.51	ug/L			03/07/24 16:34	1
Xylenes, Total	0.33	U	1.0	0.33	ug/L			03/07/24 16:34	1
1,2-Dibromoethane	0.40	U	1.0	0.40	ug/L			03/07/24 16:34	1

Method: SW846 8260B - Volatile Organic Compounds (GC/MS) (Continued)

Surrogate	%Recovery	Qualifier	Limits	Prepared	Analyzed	Dil Fac
1,2-Dichloroethane-d4 (Surr)	103		70 - 127		03/07/24 16:34	1
Toluene-d8 (Surr)	100		80 - 125		03/07/24 16:34	1
4-Bromofluorobenzene (Surr)	105		78 - 120		03/07/24 16:34	1
Dibromofluoromethane (Surr)	102		77 - 120		03/07/24 16:34	1

Client Sample ID: PIN12-05.2402003-108 **Lab Sample ID: 280-188346-51**
Date Collected: 02/28/24 16:30 **Matrix: Water**
Date Received: 03/05/24 09:25

Analyte	Result	Qualifier	LOQ	DL	Unit	D	Prepared	Analyzed	Dil Fac
Acetone	6.6	U	15	6.6	ug/L			03/07/24 13:57	1
Benzene	0.31	U	1.0	0.31	ug/L			03/07/24 13:57	1
Bromobenzene	0.40	U	1.0	0.40	ug/L			03/07/24 13:57	1
Bromochloromethane	0.40	U	1.0	0.40	ug/L			03/07/24 13:57	1
Bromodichloromethane	0.39	U	1.0	0.39	ug/L			03/07/24 13:57	1
Bromoform	1.2	U	2.0	1.2	ug/L			03/07/24 13:57	1
Bromomethane	2.4	U	1.0	2.4	ug/L			03/07/24 13:57	1
2-Butanone (MEK)	6.0	U	5.0	6.0	ug/L			03/07/24 13:57	1
n-Butylbenzene	0.48	U	1.0	0.48	ug/L			03/07/24 13:57	1
sec-Butylbenzene	0.45	U	1.0	0.45	ug/L			03/07/24 13:57	1
tert-Butylbenzene	0.42	U	1.0	0.42	ug/L			03/07/24 13:57	1
Carbon disulfide	0.63	U	1.0	0.63	ug/L			03/07/24 13:57	1
Carbon tetrachloride	0.57	U	1.0	0.57	ug/L			03/07/24 13:57	1
Chlorobenzene	0.42	U	1.0	0.42	ug/L			03/07/24 13:57	1
Dibromochloromethane	0.62	U	2.0	0.62	ug/L			03/07/24 13:57	1
Chloroethane	1.4	U	1.0	1.4	ug/L			03/07/24 13:57	1
Chloroform	0.36	U	1.0	0.36	ug/L			03/07/24 13:57	1
Chloromethane	0.75	U	1.0	0.75	ug/L			03/07/24 13:57	1
2-Chlorotoluene	0.34	U	1.0	0.34	ug/L			03/07/24 13:57	1
4-Chlorotoluene	0.21	U	1.0	0.21	ug/L			03/07/24 13:57	1
1,2-Dibromo-3-Chloropropane	1.8	U	1.0	1.8	ug/L			03/07/24 13:57	1
Dibromomethane	0.34	U	1.0	0.34	ug/L			03/07/24 13:57	1
1,2-Dichlorobenzene	0.37	U	1.0	0.37	ug/L			03/07/24 13:57	1
1,3-Dichlorobenzene	0.33	U	1.0	0.33	ug/L			03/07/24 13:57	1
1,4-Dichlorobenzene	0.39	U	1.0	0.39	ug/L			03/07/24 13:57	1
Dichlorodifluoromethane	0.96	U	1.0	0.96	ug/L			03/07/24 13:57	1
1,1-Dichloroethane	0.22	U	1.0	0.22	ug/L			03/07/24 13:57	1
1,2-Dichloroethane	0.54	U	1.0	0.54	ug/L			03/07/24 13:57	1
cis-1,2-Dichloroethene	0.32	U	1.0	0.32	ug/L			03/07/24 13:57	1
trans-1,2-Dichloroethene	0.37	U	1.0	0.37	ug/L			03/07/24 13:57	1
1,1-Dichloroethene	0.23	U	1.0	0.23	ug/L			03/07/24 13:57	1
1,2-Dichloropropane	0.52	U	1.0	0.52	ug/L			03/07/24 13:57	1
1,3-Dichloropropane	0.38	U	1.0	0.38	ug/L			03/07/24 13:57	1
2,2-Dichloropropane	0.38	U	1.0	0.38	ug/L			03/07/24 13:57	1
cis-1,3-Dichloropropene	0.63	U	2.0	0.63	ug/L			03/07/24 13:57	1
trans-1,3-Dichloropropene	0.65	U	1.0	0.65	ug/L			03/07/24 13:57	1
1,1-Dichloropropene	0.42	U	1.0	0.42	ug/L			03/07/24 13:57	1
Ethylbenzene	0.30	U	1.0	0.30	ug/L			03/07/24 13:57	1
Hexachlorobutadiene	1.2	U	2.0	1.2	ug/L			03/07/24 13:57	1
2-Hexanone	1.7	U	5.0	1.7	ug/L			03/07/24 13:57	1
Isopropylbenzene	0.36	U	1.0	0.36	ug/L			03/07/24 13:57	1
4-Isopropyltoluene	0.43	U	1.0	0.43	ug/L			03/07/24 13:57	1
Methylene Chloride	0.94	U	1.0	0.94	ug/L			03/07/24 13:57	1

Method: SW846 8260B - Volatile Organic Compounds (GC/MS) (Continued)

Client Sample ID: PIN12-05.2402003-108
Date Collected: 02/28/24 16:30
Date Received: 03/05/24 09:25

Lab Sample ID: 280-188346-51
Matrix: Water

Analyte	Result	Qualifier	LOQ	DL	Unit	D	Prepared	Analyzed	Dil Fac
4-Methyl-2-pentanone	0.98	U	5.0	0.98	ug/L			03/07/24 13:57	1
Naphthalene	0.63	U	2.0	0.63	ug/L			03/07/24 13:57	1
n-Propylbenzene	0.53	U	1.0	0.53	ug/L			03/07/24 13:57	1
Styrene	0.36	U	1.0	0.36	ug/L			03/07/24 13:57	1
1,1,1,2-Tetrachloroethane	0.58	U	1.0	0.58	ug/L			03/07/24 13:57	1
1,1,2,2-Tetrachloroethane	0.21	U	1.0	0.21	ug/L			03/07/24 13:57	1
Tetrachloroethene	0.40	U	1.0	0.40	ug/L			03/07/24 13:57	1
Toluene	0.32	U	1.0	0.32	ug/L			03/07/24 13:57	1
1,2,3-Trichlorobenzene	0.70	U	2.0	0.70	ug/L			03/07/24 13:57	1
1,2,4-Trichlorobenzene	0.58	U	1.0	0.58	ug/L			03/07/24 13:57	1
1,1,1-Trichloroethane	0.39	U	1.0	0.39	ug/L			03/07/24 13:57	1
1,1,2-Trichloroethane	0.27	U	1.0	0.27	ug/L			03/07/24 13:57	1
Trichloroethene	0.30	U	1.0	0.30	ug/L			03/07/24 13:57	1
Trichlorofluoromethane	0.57	U	1.0	0.57	ug/L			03/07/24 13:57	1
1,2,3-Trichloropropane	0.86	U	1.0	0.86	ug/L			03/07/24 13:57	1
1,2,4-Trimethylbenzene	0.15	U	1.0	0.15	ug/L			03/07/24 13:57	1
1,3,5-Trimethylbenzene	0.37	U	1.0	0.37	ug/L			03/07/24 13:57	1
Vinyl chloride	0.51	U	2.0	0.51	ug/L			03/07/24 13:57	1
Xylenes, Total	0.33	U	1.0	0.33	ug/L			03/07/24 13:57	1
1,2-Dibromoethane	0.40	U	1.0	0.40	ug/L			03/07/24 13:57	1

Surrogate	*%Recovery*	*Qualifier*	*Limits*	*Prepared*	*Analyzed*	*Dil Fac*
1,2-Dichloroethane-d4 (Surr)	*90*		*70 - 127*		*03/07/24 13:57*	*1*
Toluene-d8 (Surr)	*94*		*80 - 125*		*03/07/24 13:57*	*1*
4-Bromofluorobenzene (Surr)	*93*		*78 - 120*		*03/07/24 13:57*	*1*
Dibromofluoromethane (Surr)	*105*		*77 - 120*		*03/07/24 13:57*	*1*

Client Sample ID: PIN12-05.2402003-113
Date Collected: 02/29/24 08:00
Date Received: 03/05/24 09:25

Lab Sample ID: 280-188346-52
Matrix: Water

Analyte	Result	Qualifier	LOQ	DL	Unit	D	Prepared	Analyzed	Dil Fac
Acetone	6.6	U	15	6.6	ug/L			03/07/24 16:55	1
Benzene	0.31	U	1.0	0.31	ug/L			03/07/24 16:55	1
Bromobenzene	0.40	U	1.0	0.40	ug/L			03/07/24 16:55	1
Bromochloromethane	0.40	U	1.0	0.40	ug/L			03/07/24 16:55	1
Bromodichloromethane	0.39	U	1.0	0.39	ug/L			03/07/24 16:55	1
Bromoform	1.2	U	2.0	1.2	ug/L			03/07/24 16:55	1
Bromomethane	2.4	U	1.0	2.4	ug/L			03/07/24 16:55	1
2-Butanone (MEK)	6.0	U	5.0	6.0	ug/L			03/07/24 16:55	1
n-Butylbenzene	0.48	U	1.0	0.48	ug/L			03/07/24 16:55	1
sec-Butylbenzene	0.45	U	1.0	0.45	ug/L			03/07/24 16:55	1
tert-Butylbenzene	0.42	U	1.0	0.42	ug/L			03/07/24 16:55	1
Carbon disulfide	0.63	U	1.0	0.63	ug/L			03/07/24 16:55	1
Carbon tetrachloride	0.57	U	1.0	0.57	ug/L			03/07/24 16:55	1
Chlorobenzene	0.42	U	1.0	0.42	ug/L			03/07/24 16:55	1
Dibromochloromethane	0.62	U	2.0	0.62	ug/L			03/07/24 16:55	1
Chloroethane	1.4	U	1.0	1.4	ug/L			03/07/24 16:55	1
Chloroform	0.36	U	1.0	0.36	ug/L			03/07/24 16:55	1
Chloromethane	0.75	U	1.0	0.75	ug/L			03/07/24 16:55	1
2-Chlorotoluene	0.34	U	1.0	0.34	ug/L			03/07/24 16:55	1

Method: SW846 8260B - Volatile Organic Compounds (GC/MS) (Continued)

Client Sample ID: PIN12-05.2402003-113
Date Collected: 02/29/24 08:00
Date Received: 03/05/24 09:25

Lab Sample ID: 280-188346-52
Matrix: Water

Analyte	Result	Qualifier	LOQ	DL	Unit	D	Prepared	Analyzed	Dil Fac
4-Chlorotoluene	0.21	U	1.0	0.21	ug/L			03/07/24 16:55	1
1,2-Dibromo-3-Chloropropane	1.8	U	1.0	1.8	ug/L			03/07/24 16:55	1
Dibromomethane	0.34	U	1.0	0.34	ug/L			03/07/24 16:55	1
1,2-Dichlorobenzene	0.37	U	1.0	0.37	ug/L			03/07/24 16:55	1
1,3-Dichlorobenzene	0.33	U	1.0	0.33	ug/L			03/07/24 16:55	1
1,4-Dichlorobenzene	0.39	U	1.0	0.39	ug/L			03/07/24 16:55	1
Dichlorodifluoromethane	0.96	U	1.0	0.96	ug/L			03/07/24 16:55	1
1,1-Dichloroethane	0.22	U	1.0	0.22	ug/L			03/07/24 16:55	1
1,2-Dichloroethane	0.54	U	1.0	0.54	ug/L			03/07/24 16:55	1
cis-1,2-Dichloroethene	0.32	U	1.0	0.32	ug/L			03/07/24 16:55	1
trans-1,2-Dichloroethene	0.37	U	1.0	0.37	ug/L			03/07/24 16:55	1
1,1-Dichloroethene	0.23	U	1.0	0.23	ug/L			03/07/24 16:55	1
1,2-Dichloropropane	0.52	U	1.0	0.52	ug/L			03/07/24 16:55	1
1,3-Dichloropropane	0.38	U	1.0	0.38	ug/L			03/07/24 16:55	1
2,2-Dichloropropane	0.38	U	1.0	0.38	ug/L			03/07/24 16:55	1
cis-1,3-Dichloropropene	0.63	U	2.0	0.63	ug/L			03/07/24 16:55	1
trans-1,3-Dichloropropene	0.65	U	1.0	0.65	ug/L			03/07/24 16:55	1
1,1-Dichloropropene	0.42	U	1.0	0.42	ug/L			03/07/24 16:55	1
Ethylbenzene	0.30	U	1.0	0.30	ug/L			03/07/24 16:55	1
Hexachlorobutadiene	1.2	U	2.0	1.2	ug/L			03/07/24 16:55	1
2-Hexanone	1.7	U	5.0	1.7	ug/L			03/07/24 16:55	1
Isopropylbenzene	0.36	U	1.0	0.36	ug/L			03/07/24 16:55	1
4-Isopropyltoluene	0.43	U	1.0	0.43	ug/L			03/07/24 16:55	1
Methylene Chloride	0.94	U	1.0	0.94	ug/L			03/07/24 16:55	1
4-Methyl-2-pentanone	0.98	U	5.0	0.98	ug/L			03/07/24 16:55	1
Naphthalene	0.63	U	2.0	0.63	ug/L			03/07/24 16:55	1
n-Propylbenzene	0.53	U	1.0	0.53	ug/L			03/07/24 16:55	1
Styrene	0.36	U	1.0	0.36	ug/L			03/07/24 16:55	1
1,1,1,2-Tetrachloroethane	0.58	U	1.0	0.58	ug/L			03/07/24 16:55	1
1,1,2,2-Tetrachloroethane	0.21	U	1.0	0.21	ug/L			03/07/24 16:55	1
Tetrachloroethene	0.40	U	1.0	0.40	ug/L			03/07/24 16:55	1
Toluene	0.32	U	1.0	0.32	ug/L			03/07/24 16:55	1
1,2,3-Trichlorobenzene	0.70	U	2.0	0.70	ug/L			03/07/24 16:55	1
1,2,4-Trichlorobenzene	0.58	U	1.0	0.58	ug/L			03/07/24 16:55	1
1,1,1-Trichloroethane	0.39	U	1.0	0.39	ug/L			03/07/24 16:55	1
1,1,2-Trichloroethane	0.27	U	1.0	0.27	ug/L			03/07/24 16:55	1
Trichloroethene	0.30	U	1.0	0.30	ug/L			03/07/24 16:55	1
Trichlorofluoromethane	0.57	U	1.0	0.57	ug/L			03/07/24 16:55	1
1,2,3-Trichloropropane	0.86	U	1.0	0.86	ug/L			03/07/24 16:55	1
1,2,4-Trimethylbenzene	0.15	U	1.0	0.15	ug/L			03/07/24 16:55	1
1,3,5-Trimethylbenzene	0.37	U	1.0	0.37	ug/L			03/07/24 16:55	1
Vinyl chloride	0.51	U	2.0	0.51	ug/L			03/07/24 16:55	1
Xylenes, Total	0.33	U	1.0	0.33	ug/L			03/07/24 16:55	1
1,2-Dibromoethane	0.40	U	1.0	0.40	ug/L			03/07/24 16:55	1

Surrogate	*%Recovery*	*Qualifier*	*Limits*	*Prepared*	*Analyzed*	*Dil Fac*
1,2-Dichloroethane-d4 (Surr)	*105*		*70 - 127*		*03/07/24 16:55*	*1*
Toluene-d8 (Surr)	*101*		*80 - 125*		*03/07/24 16:55*	*1*
4-Bromofluorobenzene (Surr)	*105*		*78 - 120*		*03/07/24 16:55*	*1*
Dibromofluoromethane (Surr)	*104*		*77 - 120*		*03/07/24 16:55*	*1*

Method: SW846 8260B - Volatile Organic Compounds (GC/MS)

Client Sample ID: PIN12-05.2402003-105
Date Collected: 03/01/24 14:10
Date Received: 03/05/24 09:25

Lab Sample ID: 280-188346-53
Matrix: Water

Analyte	Result	Qualifier	LOQ	DL	Unit	D	Prepared	Analyzed	Dil Fac
Acetone	26	U	60	26	ug/L			03/07/24 18:33	4
Benzene	1.2	U	4.0	1.2	ug/L			03/07/24 18:33	4
Bromobenzene	1.6	U	4.0	1.6	ug/L			03/07/24 18:33	4
Bromochloromethane	1.6	U	4.0	1.6	ug/L			03/07/24 18:33	4
Bromodichloromethane	1.5	U	4.0	1.5	ug/L			03/07/24 18:33	4
Bromoform	4.8	U	8.0	4.8	ug/L			03/07/24 18:33	4
Bromomethane	9.4	U	4.0	9.4	ug/L			03/07/24 18:33	4
2-Butanone (MEK)	24	U	20	24	ug/L			03/07/24 18:33	4
n-Butylbenzene	1.9	U	4.0	1.9	ug/L			03/07/24 18:33	4
sec-Butylbenzene	1.8	U	4.0	1.8	ug/L			03/07/24 18:33	4
tert-Butylbenzene	1.7	U	4.0	1.7	ug/L			03/07/24 18:33	4
Carbon disulfide	2.5	U	4.0	2.5	ug/L			03/07/24 18:33	4
Carbon tetrachloride	2.3	U	4.0	2.3	ug/L			03/07/24 18:33	4
Chlorobenzene	1.7	U	4.0	1.7	ug/L			03/07/24 18:33	4
Dibromochloromethane	2.5	U	8.0	2.5	ug/L			03/07/24 18:33	4
Chloroethane	5.5	U	4.0	5.5	ug/L			03/07/24 18:33	4
Chloroform	1.4	U	4.0	1.4	ug/L			03/07/24 18:33	4
Chloromethane	3.0	U	4.0	3.0	ug/L			03/07/24 18:33	4
2-Chlorotoluene	1.4	U	4.0	1.4	ug/L			03/07/24 18:33	4
4-Chlorotoluene	0.84	U	4.0	0.84	ug/L			03/07/24 18:33	4
1,2-Dibromo-3-Chloropropane	7.0	U	4.0	7.0	ug/L			03/07/24 18:33	4
Dibromomethane	1.4	U	4.0	1.4	ug/L			03/07/24 18:33	4
1,2-Dichlorobenzene	1.5	U	4.0	1.5	ug/L			03/07/24 18:33	4
1,3-Dichlorobenzene	1.3	U	4.0	1.3	ug/L			03/07/24 18:33	4
1,4-Dichlorobenzene	1.6	U	4.0	1.6	ug/L			03/07/24 18:33	4
Dichlorodifluoromethane	3.8	U	4.0	3.8	ug/L			03/07/24 18:33	4
1,1-Dichloroethane	**3.1**	**J**	4.0	0.88	ug/L			03/07/24 18:33	4
1,2-Dichloroethane	2.2	U	4.0	2.2	ug/L			03/07/24 18:33	4
cis-1,2-Dichloroethene	**1.9**	**J**	4.0	1.3	ug/L			03/07/24 18:33	4
trans-1,2-Dichloroethene	1.5	U	4.0	1.5	ug/L			03/07/24 18:33	4
1,1-Dichloroethene	0.92	U	4.0	0.92	ug/L			03/07/24 18:33	4
1,2-Dichloropropane	2.1	U	4.0	2.1	ug/L			03/07/24 18:33	4
1,3-Dichloropropane	1.5	U	4.0	1.5	ug/L			03/07/24 18:33	4
2,2-Dichloropropane	1.5	U	4.0	1.5	ug/L			03/07/24 18:33	4
cis-1,3-Dichloropropene	2.5	U	8.0	2.5	ug/L			03/07/24 18:33	4
trans-1,3-Dichloropropene	2.6	U	4.0	2.6	ug/L			03/07/24 18:33	4
1,1-Dichloropropene	1.7	U	4.0	1.7	ug/L			03/07/24 18:33	4
Ethylbenzene	1.2	U	4.0	1.2	ug/L			03/07/24 18:33	4
Hexachlorobutadiene	4.7	U	8.0	4.7	ug/L			03/07/24 18:33	4
2-Hexanone	6.8	U	20	6.8	ug/L			03/07/24 18:33	4
Isopropylbenzene	1.5	U	4.0	1.5	ug/L			03/07/24 18:33	4
4-Isopropyltoluene	1.7	U	4.0	1.7	ug/L			03/07/24 18:33	4
Methylene Chloride	3.8	U	4.0	3.8	ug/L			03/07/24 18:33	4
4-Methyl-2-pentanone	3.9	U	20	3.9	ug/L			03/07/24 18:33	4
Naphthalene	2.5	U	8.0	2.5	ug/L			03/07/24 18:33	4
n-Propylbenzene	2.1	U	4.0	2.1	ug/L			03/07/24 18:33	4
Styrene	1.4	U	4.0	1.4	ug/L			03/07/24 18:33	4
1,1,1,2-Tetrachloroethane	2.3	U	4.0	2.3	ug/L			03/07/24 18:33	4
1,1,2,2-Tetrachloroethane	0.84	U	4.0	0.84	ug/L			03/07/24 18:33	4

Method: SW846 8260B - Volatile Organic Compounds (GC/MS) (Continued)

Client Sample ID: PIN12-05.2402003-105
Date Collected: 03/01/24 14:10
Date Received: 03/05/24 09:25

Lab Sample ID: 280-188346-53
Matrix: Water

Analyte	Result	Qualifier	LOQ	DL	Unit	D	Prepared	Analyzed	Dil Fac
Tetrachloroethene	1.6	U	4.0	1.6	ug/L			03/07/24 18:33	4
Toluene	1.3	U	4.0	1.3	ug/L			03/07/24 18:33	4
1,2,3-Trichlorobenzene	2.8	U	8.0	2.8	ug/L			03/07/24 18:33	4
1,2,4-Trichlorobenzene	2.3	U	4.0	2.3	ug/L			03/07/24 18:33	4
1,1,1-Trichloroethane	1.6	U	4.0	1.6	ug/L			03/07/24 18:33	4
1,1,2-Trichloroethane	1.1	U	4.0	1.1	ug/L			03/07/24 18:33	4
Trichloroethene	1.2	U	4.0	1.2	ug/L			03/07/24 18:33	4
Trichlorofluoromethane	2.3	U	4.0	2.3	ug/L			03/07/24 18:33	4
1,2,3-Trichloropropane	3.4	U	4.0	3.4	ug/L			03/07/24 18:33	4
1,2,4-Trimethylbenzene	0.60	U	4.0	0.60	ug/L			03/07/24 18:33	4
1,3,5-Trimethylbenzene	1.5	U	4.0	1.5	ug/L			03/07/24 18:33	4
Vinyl chloride	**3.7**	**J**	8.0	2.0	ug/L			03/07/24 18:33	4
Xylenes, Total	1.3	U	4.0	1.3	ug/L			03/07/24 18:33	4
1,2-Dibromoethane	1.6	U	4.0	1.6	ug/L			03/07/24 18:33	4

Surrogate	*%Recovery*	*Qualifier*	*Limits*	*Prepared*	*Analyzed*	*Dil Fac*
1,2-Dichloroethane-d4 (Surr)	*91*		*70 - 127*		*03/07/24 18:33*	*4*
Toluene-d8 (Surr)	*95*		*80 - 125*		*03/07/24 18:33*	*4*
4-Bromofluorobenzene (Surr)	*94*		*78 - 120*		*03/07/24 18:33*	*4*
Dibromofluoromethane (Surr)	*103*		*77 - 120*		*03/07/24 18:33*	*4*

Method Summary

Client: RSI EnTech LLC
Project/Site: Pinellas Bldg 100 Monitoring

Job ID: 280-188346-1
SDG: PIN12-05.2402003

Method	Method Description	Protocol	Laboratory
8260B	Volatile Organic Compounds (GC/MS)	SW846	EET DEN
8260B SIM	Volatile Organic Compounds (GC/MS-SIM)	SW846	EET DEN
5030B	Purge and Trap	SW846	EET DEN

Protocol References:

SW846 = "Test Methods For Evaluating Solid Waste, Physical/Chemical Methods", Third Edition, November 1986 And Its Updates.

Laboratory References:

EET DEN = Eurofins Denver, 4955 Yarrow Street, Arvada, CO 80002, TEL (303)736-0100

Sample Summary

Client: RSI EnTech LLC
Project/Site: Pinellas Bldg 100 Monitoring

Job ID: 280-188346-1
SDG: PIN12-05.2402003

Lab Sample ID	Client Sample ID	Matrix	Collected	Received
280-188346-1	PIN12-05.2402003-001	Water	02/29/24 15:45	03/05/24 09:25
280-188346-2	PIN12-05.2402003-002	Water	02/29/24 16:15	03/05/24 09:25
280-188346-3	PIN12-05.2402003-003	Water	02/29/24 17:05	03/05/24 09:25
280-188346-4	PIN12-05.2402003-004	Water	02/29/24 11:10	03/05/24 09:25
280-188346-5	PIN12-05.2402003-005	Water	02/29/24 11:40	03/05/24 09:25
280-188346-6	PIN12-05.2402003-006	Water	02/29/24 12:20	03/05/24 09:25
280-188346-7	PIN12-05.2402003-007	Water	02/29/24 13:55	03/05/24 09:25
280-188346-8	PIN12-05.2402003-008	Water	02/29/24 14:20	03/05/24 09:25
280-188346-9	PIN12-05.2402003-009	Water	02/29/24 14:40	03/05/24 09:25
280-188346-10	PIN12-05.2402003-010	Water	03/01/24 08:15	03/05/24 09:25
280-188346-11	PIN12-05.2402003-011	Water	03/01/24 08:30	03/05/24 09:25
280-188346-12	PIN12-05.2402003-012	Water	03/01/24 08:50	03/05/24 09:25
280-188346-13	PIN12-05.2402003-016	Water	03/01/24 15:05	03/05/24 09:25
280-188346-14	PIN12-05.2402003-017	Water	03/01/24 14:55	03/05/24 09:25
280-188346-15	PIN12-05.2402003-018	Water	03/01/24 14:40	03/05/24 09:25
280-188346-16	PIN12-05.2402003-032	Water	03/01/24 10:45	03/05/24 09:25
280-188346-17	PIN12-05.2402003-033	Water	03/01/24 11:15	03/05/24 09:25
280-188346-18	PIN12-05.2402003-034	Water	03/01/24 12:00	03/05/24 09:25
280-188346-19	PIN12-05.2402003-035	Water	03/01/24 14:15	03/05/24 09:25
280-188346-20	PIN12-05.2402003-036	Water	03/01/24 14:20	03/05/24 09:25
280-188346-21	PIN12-05.2402003-037	Water	03/01/24 15:00	03/05/24 09:25
280-188346-22	PIN12-05.2402003-038	Water	03/01/24 12:10	03/05/24 09:25
280-188346-23	PIN12-05.2402003-039	Water	03/01/24 13:20	03/05/24 09:25
280-188346-24	PIN12-05.2402003-040	Water	03/01/24 13:45	03/05/24 09:25
280-188346-25	PIN12-05.2402003-041	Water	03/01/24 09:45	03/05/24 09:25
280-188346-26	PIN12-05.2402003-042	Water	03/01/24 10:00	03/05/24 09:25
280-188346-27	PIN12-05.2402003-043	Water	03/01/24 10:15	03/05/24 09:25
280-188346-28	PIN12-05.2402003-044	Water	02/29/24 08:40	03/05/24 09:25
280-188346-29	PIN12-05.2402003-045	Water	02/29/24 09:40	03/05/24 09:25
280-188346-30	PIN12-05.2402003-046	Water	02/29/24 10:10	03/05/24 09:25
280-188346-31	PIN12-05.2402003-056	Water	03/01/24 12:55	03/05/24 09:25
280-188346-32	PIN12-05.2402003-057	Water	03/01/24 12:40	03/05/24 09:25
280-188346-33	PIN12-05.2402003-058	Water	03/01/24 12:15	03/05/24 09:25
280-188346-34	PIN12-05.2402003-059	Water	03/01/24 11:45	03/05/24 09:25
280-188346-35	PIN12-05.2402003-060	Water	03/01/24 11:25	03/05/24 09:25
280-188346-36	PIN12-05.2402003-061	Water	03/01/24 11:20	03/05/24 09:25
280-188346-37	PIN12-05.2402003-062	Water	02/29/24 14:20	03/05/24 09:25
280-188346-38	PIN12-05.2402003-063	Water	02/29/24 14:35	03/05/24 09:25
280-188346-39	PIN12-05.2402003-064	Water	02/29/24 13:45	03/05/24 09:25
280-188346-40	PIN12-05.2402003-065	Water	02/29/24 15:35	03/05/24 09:25
280-188346-41	PIN12-05.2402003-066	Water	02/29/24 16:15	03/05/24 09:25
280-188346-42	PIN12-05.2402003-067	Water	02/29/24 16:05	03/05/24 09:25
280-188346-43	PIN12-05.2402003-068	Water	02/29/24 17:15	03/05/24 09:25
280-188346-44	PIN12-05.2402003-069	Water	02/29/24 16:50	03/05/24 09:25
280-188346-45	PIN12-05.2402003-070	Water	03/01/24 08:15	03/05/24 09:25
280-188346-46	PIN12-05.2402003-098	Water	02/29/24 09:35	03/05/24 09:25
280-188346-47	PIN12-05.2402003-099	Water	02/29/24 10:35	03/05/24 09:25
280-188346-48	PIN12-05.2402003-100	Water	02/29/24 11:15	03/05/24 09:25
280-188346-49	PIN12-05.2402003-103	Water	02/29/24 15:30	03/05/24 09:25
280-188346-50	PIN12-05.2402003-106	Water	02/29/24 09:30	03/05/24 09:25
280-188346-51	PIN12-05.2402003-108	Water	02/28/24 16:30	03/05/24 09:25
280-188346-52	PIN12-05.2402003-113	Water	02/29/24 08:00	03/05/24 09:25
280-188346-53	PIN12-05.2402003-105	Water	03/01/24 14:10	03/05/24 09:25

Shipping and Receiving Documents

RSI ENTECH
In Partnership with Amentum and TFE
United for the Legacy Management Mission

Chain of Custody / Sample Submittal Form

Task Code: PIN12-05.2402003 COC ID: PIN12-05.2402003-COC.1 TURNAROUND TIME: 28

PROJECT INFORMATION		LABORATORY		SAMPLING / SHIPPING	
Facility Name	Industrial Drain Leaks Bldg 100	Lab Name:	Eurofins TestAmerica Denver	Shipping Company:	
Project Number	LMIDIQ.308.01.02.01.070.CPC22A	Address:	4955 Yarrow Street	Tracking Number:	
Project Name:	Pinellas Bldg 100 Monitoring	City:	Arvada State: CO	Cooler Count:	
		Postal Code:	80002	Date Shipped:	
		Phone Number:	303-736-0100	Sampled by:	Baer Campbell Solawetz Huerta
		PO Number:	LMCP6283	Sampler 2:	

SAMPLE DETAILS / ANALYSIS REQUESTED — Filtered - F: Field, L: Lab, FL: Field & Lab, N: None

Sample ID	Location	Matrix	Date	Time (24hr)	G=Grab C=Comp	QC	# of Cont	LMV-08: 1,4-Dioxane	VOA-A-007: VOAs
Container								GLASS 40 ML	GLASS 40 ML
Filtered								N	N
Preserv.								4 C, HCl	4 C, HCl
PIN12-05.2402003-001	0541	GW	02/29/2024	15:45	G		12	6 N	6 N
PIN12-05.2402003-002	0542	GW	02/29/2024	16:15	G		4	1 N	3 N
PIN12-05.2402003-003	0551-2	GW	02/29/2024	17:05	G		4	1 N	3 N
PIN12-05.2402003-004	0554A	GW	02/29/2024	11:10	G		4	1 N	3 N
PIN12-05.2402003-005	0554B	GW	02/29/2024	11:40	G		4	1 N	3 N
PIN12-05.2402003-006	0554C	GW	02/29/2024	12:20	G		4	1 N	3 N
PIN12-05.2402003-007	0555A	GW	02/29/2024	1355	G		4	1 N	3 N
PIN12-05.2402003-008	0555B	GW	02/29/2024	14:20	G		4	1 N	3 N
PIN12-05.2402003-009	0555C	GW	02/29/2024	14:40	G		4	1 N	3 N
PIN12-05.2402003-010	0561-1	GW	03/01/2024	08:15	G		4	1 N	3 N
PIN12-05.2402003-011	0561-2	GW	03/01/2024	08:30	G		4	1 N	3 N
PIN12-05.2402003-012	0561-3	GW	03/01/2024	08:50	G		4	1 N	3 N
PIN12-05.2402003-016	0569-1	GW	03/01/2024	15:05	G		4	1 N	3 N
PIN12-05.2402003-017	0569-2	GW	03/01/2024	1455	G		4	1 N	3 N

X = shared container

ADDITIONAL COMMENTS/SPECIAL INSTRUCTIONS	RELINQUISHED BY	DATE/TIME	ACCEPTED BY	DATE/TIME
	[signature]	3/4/24 0900	[signature]	3-04-24 0900
	[signature]	3-04-24 0955	[signature]	3-4-24 0955
	[signature]	3424@1700	[signature]	3/5/24 0905

0.1, 0.7 1.214 CF+0.1

280-188346 Chain of Custody

RSI ENTECH
In Partnership with Amentum and TFE
Unique for the Legacy Management Mission

Chain of Custody / Sample Submittal Form

Task Code: PIN12-05.2402003 | COC ID: PIN12-05.2402003-COC.2 | TURNAROUND TIME: 28

PROJECT INFORMATION		LABORATORY		SAMPLING / SHIPPING	
Facility Name	Industrial Drain Leaks Bldg 100	Lab Name:	Eurofins TestAmerica Denver	Shipping Company:	
Project Number	LMIDIQ.308.01.02.01.070.CPC22A	Address:	4955 Yarrow Street	Tracking Number:	
Project Name:	Pinellas Bldg 100 Monitoring	City:	Arvada State: CO	Cooler Count:	
		Postal Code:	80002	Date Shipped:	
		Phone Number:	303-736-0100	Sampled by:	see p1
		PO Number:	LMCP6283	Sampler 2:	

SAMPLE DETAILS / ANALYSIS REQUESTED — Filtered - F: Field, L: Lab, FL: Field & Lab, N: None

Sample ID	Location	Matrix	Date	Time (24hr)	G=Grab C=Comp	QC	# of Cont	LMV-08: 1,4-Dioxane	VOA-A-007: VOAs
Container								GLASS 40 ML	GLASS 40 ML
Filtered								N	N
Preserv.								4 C, HCl	4 C, HCl
PIN12-05.2402003-018	0569-3	GW	03/01/2024	14:40	G		4	1 N	3 N
PIN12-05.2402003-032	0576-1	GW	03/01/2024	10:45	G		4	1 N	3 N
PIN12-05.2402003-033	0576-2	GW	03/01/2024	11:15	G		4	1 N	3 N
PIN12-05.2402003-034	0576-3	GW	03/01/2024	12:00	G		4	1 N	3 N
PIN12-05.2402003-035	0577-1	GW	03/01/2024	14:15	G		4	1 N	3 N
PIN12-05.2402003-036	0577-2	GW	03/01/2024	14:20	G		12	6 N	6 N
PIN12-05.2402003-037	0577-3	GW	03/01/2024	15:00	G		4	1 N	3 N
PIN12-05.2402003-038	0578-1	GW	03/01/2024	12:10	G		4	1 N	3 N
PIN12-05.2402003-039	0578-2	GW	03/01/2024	13:20	G		4	1 N	3 N
PIN12-05.2402003-040	0578-3	GW	03/01/2024	13:45	G		4	1 N	3 N
PIN12-05.2402003-041	0579-1	GW	03/01/2024	09:45	G		4	1 N	3 N
PIN12-05.2402003-042	0579-2	GW	03/01/2024	10:00	G		4	1 N	3 N
PIN12-05.2402003-043	0579-3	GW	03/01/2024	10:15	G		4	1 N	3 N
PIN12-05.2402003-044	0580-1	GW	02/29/2024	08:40	G		4	1 N	3 N

X = shared container

ADDITIONAL COMMENTS/SPECIAL INSTRUCTIONS	RELINQUISHED BY	DATE/TIME	ACCEPTED BY	DATE/TIME
	[signature]	3/4/24 0900	[signature]	3-04-24 0900
	[signature]	3-04-24 0955	[signature]	3-4-24 0955
	[signature]	3424 c/700	[signature]	3/5/24 0925

RSI ENTECH
In Partnership with Amentum and TFE
United for the Legacy Management Mission

Chain of Custody / Sample Submittal Form

Task Code: PIN12-05.2402003 | COC ID: PIN12-05.2402003-COC.3 | TURNAROUND TIME: 28

PROJECT INFORMATION		LABORATORY		SAMPLING / SHIPPING	
Facility Name	Industrial Drain Leaks Bldg 100	Lab Name:	Eurofins TestAmerica Denver	Shipping Company:	
Project Number	LMIDIQ.308.01.02.01.070.CPC22A	Address:	4955 Yarrow Street	Tracking Number:	
Project Name:	Pinellas Bldg 100 Monitoring	City:	Arvada State: CO	Cooler Count:	
		Postal Code:	80002	Date Shipped:	
		Phone Number:	303-736-0100	Sampled by:	See p1
		PO Number:	LMCP6283	Sampler 2:	

SAMPLE DETAILS / ANALYSIS REQUESTED — Filtered - F: Field, L: Lab, FL: Field & Lab, N: None

Sample ID	Location	Matrix	Date	Time (24hr)	G=Grab C=Comp	QC	# of Cont	Container	GLASS 40 ML	GLASS 40 ML									
								Filtered	N	N									
								Preserv.	4 C, HCl	4 C, HCl									
								ANALYSIS	LMV-08: 1,4-Dioxane	VOA-A-007: VOAs									
PIN12-05.2402003-045	0580-2	GW	02/29/2024	09:40	G		12	X = shared container	6 N	6 N									
PIN12-05.2402003-046	0580-3	GW	02/29/2024	10:10	G		4		1 N	3 N									
PIN12-05.2402003-056	0584-1	GW	03/01/2024	12:55	G		4		1 N	3 N									
PIN12-05.2402003-057	0584-2	GW	03/01/2024	1240	G		4		1 N	3 N									
PIN12-05.2402003-058	0584-3	GW	03/01/2024	12:15	G		4		1 N	3 N									
PIN12-05.2402003-059	0585-1	GW	03/01/2024	11:45	G		4		1 N	3 N									
PIN12-05.2402003-060	0585-2	GW	03/01/2024	11:25	G		4		1 N	3 N									
PIN12-05.2402003-061	0585-3	GW	03/01/2024	11:20	G		4		1 N	3 N									
PIN12-05.2402003-062	0586-1	GW	02/29/2024	14:20	G		3 ~~4~~		1 N	~~3 N~~ 2N									
PIN12-05.2402003-063	0586-2	GW	02/29/2024	~~15:35~~	G		4		1 N	3 N									
PIN12-05.2402003-064	0586-3	GW	02/29/2024	13:45	G		3 ~~4~~		1 N	~~3 N~~ 2N									
PIN12-05.2402003-065	0587-1	GW	02/29/2024	15:35	G		4		1 N	3 N									
PIN12-05.2402003-066	0587-2	GW	02/29/2024	16:15	G		4		1 N	3 N									
PIN12-05.2402003-067	0587-3	GW	02/29/2024	16:05	G		4		1 N	3 N									

Time = 1435

MCB - 3/4/24
MCB 3/4/24
MCB 3/4/24

ADDITIONAL COMMENTS/SPECIAL INSTRUCTIONS	RELINQUISHED BY	DATE/TIME	ACCEPTED BY	DATE/TIME
	[signature]	3/4/24 0900	[signature]	3-04-24 0900
	[signature]	3-04-24 0955	[signature]	3-4-24 0955
	[signature]	3424 @ 1700	[signature]	3/5/24 0925

RSI ENTECH
In Partnership with Amentum and TPE
United for the Legacy Management Mission

Chain of Custody / Sample Submittal Form

Task Code: PIN12-05.2402003 | COC ID: PIN12-05.2402003-COC.4 | TURNAROUND TIME: 28

PROJECT INFORMATION		LABORATORY		SAMPLING / SHIPPING	
Facility Name	Industrial Drain Leaks Bldg 100	Lab Name:	Eurofins TestAmerica Denver	Shipping Company:	
Project Number	LMIDIQ.308.01.02.01.070.CPC22A	Address:	4955 Yarrow Street	Tracking Number:	
Project Name:	Pinellas Bldg 100 Monitoring	City:	Arvada State: CO	Cooler Count:	
		Postal Code:	80002	Date Shipped:	
		Phone Number:	303-736-0100	Sampled by:	See p1
		PO Number:	LMCP6283	Sampler 2:	

SAMPLE DETAILS / ANALYSIS REQUESTED

Filtered - F: Field, L: Lab, FL: Field & Lab, N: None

Sample ID	Location	Matrix	Date	Time (24hr)	G=Grab C=Comp	QC	# of Cont	Container	GLASS 40 ML	GLASS 40 ML
								Filtered	N	N
								Preserv.	4 C, HCl	4 C, HCl
								ANALYSIS	LMV-08: 1,4-Dioxane	VOA-A-007: VOAs
PIN12-05.2402003-068	0588-1	GW	02/29/2024	17:15	G		4	X = shared container	1 N	3 N
PIN12-05.2402003-069	0588-2	GW	02/29/2024	16:50	G		4		1 N	3 N
PIN12-05.2402003-070	0588-3	GW	03/01/2024	08:15	G		4		1 N	3 N
PIN12-05.2402003-098	S71B	GW	02/29/2024	09:35	G		4		1 N	3 N
PIN12-05.2402003-099	S71C	GW	02/29/2024	10:35	G		4		1 N	3 N
PIN12-05.2402003-100	S71D	GW	02/29/2024	11:15	G		4		1 N	3 N
PIN12-05.2402003-103	2198	GW	02/29/2024	15:30	G		4		1 N	3 N
PIN12-05.2402003-106	2201	GW	02/29/2024	09:30	G		4		1 N	3 N
PIN12-05.2402003-108	2203	WATER	02/28/2024	16:30	G		4		1 N	3 N
PIN12-05.2402003-113	2208	WATER	02/29/2024	08:00	G		4		1 N	3 N
PIN12-05-2402003-105	2200	GW	3/1/24	1410	G		4		1N	3N

ADDITIONAL COMMENTS/SPECIAL INSTRUCTIONS	RELINQUISHED BY	DATE/TIME	ACCEPTED BY	DATE/TIME
	[signature]	3/4/24 0900	[signature]	3-04-24 0900
	[signature]	3-04-24 0955	[signature]	3-4-24 0955
	[signature]	3424 e170	[signature]	3/5/24 0925

eurofins | Environment Testing

ANALYTICAL REPORT

PREPARED FOR

Attn: Steve Donivan
RSI EnTech LLC
2597 Legacy Way
Grand Junction CO 81503

Generated 3/19/2024 5:52 AM

JOB DESCRIPTION

Pinellas Bldg 100 Monitoring
PIN12-05.2402003

JOB NUMBER

280-188501-1

Eurofins Denver
4955 Yarrow Street
Arvada CO 80002

See page two for job notes and contact information.

my EOL

Eurofins Denver

Job Notes

This report may not be reproduced except in full, and with written approval from the laboratory. The results relate only to the samples tested. For questions please contact the Project Manager at the e-mail address or telephone number listed on this page.

The test results in this report relate only to the samples as received by the laboratory and will meet all requirements of the methodology, with any exceptions noted. This report shall not be reproduced except in full, without the express written approval of the laboratory. All questions should be directed to the Eurofins TestAmerica Project Manager.

Authorization

Generated
3/19/2024 5:52 AM

Authorized for release by
Patrick J McEntee, Client Service Manager
Patrick.McEntee@et.eurofinsus.com
303 736-0107

Qualifiers

GC/MS VOA

Qualifier	Qualifier Description
*	RPD of the LCS and LCSD exceeds the control limits
J	Estimated: The analyte was positively identified; the quantitation is an estimation
N	LCS, LCSD: Recovery exceeds upper or lower control limits.
N	MS and/or MSD recovery exceeds control limits.
U	Undetected at the Limit of Detection.

Glossary

Abbreviation	These commonly used abbreviations may or may not be present in this report.
¤	Listed under the "D" column to designate that the result is reported on a dry weight basis
%R	Percent Recovery
CFL	Contains Free Liquid
CFU	Colony Forming Unit
CNF	Contains No Free Liquid
DER	Duplicate Error Ratio (normalized absolute difference)
Dil Fac	Dilution Factor
DL	Detection Limit (DoD/DOE)
DL, RA, RE, IN	Indicates a Dilution, Re-analysis, Re-extraction, or additional Initial metals/anion analysis of the sample
DLC	Decision Level Concentration (Radiochemistry)
EDL	Estimated Detection Limit (Dioxin)
LOD	Limit of Detection (DoD/DOE)
LOQ	Limit of Quantitation (DoD/DOE)
MCL	EPA recommended "Maximum Contaminant Level"
MDA	Minimum Detectable Activity (Radiochemistry)
MDC	Minimum Detectable Concentration (Radiochemistry)
MDL	Method Detection Limit
ML	Minimum Level (Dioxin)
MPN	Most Probable Number
MQL	Method Quantitation Limit
NC	Not Calculated
ND	Not Detected at the reporting limit (or MDL or EDL if shown)
NEG	Negative / Absent
POS	Positive / Present
PQL	Practical Quantitation Limit
PRES	Presumptive
QC	Quality Control
RER	Relative Error Ratio (Radiochemistry)
RL	Reporting Limit or Requested Limit (Radiochemistry)
RPD	Relative Percent Difference, a measure of the relative difference between two points
TEF	Toxicity Equivalent Factor (Dioxin)
TEQ	Toxicity Equivalent Quotient (Dioxin)
TNTC	Too Numerous To Count

Job Narrative
280-188501-1

Analytical test results meet all requirements of the associated regulatory program listed on the Accreditation/Certification Summary Page unless otherwise noted under the individual analysis. Data qualifiers are applied to indicate exceptions. Noncompliant quality control (QC) is further explained in narrative comments.

- Matrix QC may not be reported if insufficient sample or site-specific QC samples were not submitted. In these situations, to demonstrate precision and accuracy at a batch level, a LCS/LCSD may be performed, unless otherwise specified in the method.
- Surrogate and/or isotope dilution analyte recoveries (if applicable) which are outside of the QC window are confirmed unless attributed to a dilution or otherwise noted in the narrative.

Receipt
The samples were received on 3/7/2024 9:30 AM. Unless otherwise noted below, the samples arrived in good condition, and, where required, properly preserved and on ice. The temperatures of the 2 coolers at receipt time were 0.8°C and 2.4°C.

Note: All samples which require thermal preservation are considered acceptable if the arrival temperature is within 2C of the required temperature or method specified range. For samples with a specified temperature of 4C, samples with a temperature ranging from just above freezing temperature of water to 6C shall be acceptable. Samples that are hand delivered immediately following collection may not meet these criteria, however they will be deemed acceptable according to NELAC standards, if there is evidence that the chilling process has begun, such as arrival on ice, etc.

Method 8260B - Volatile Organic Compounds (GC/MS)
Samples PIN12-05.2402003-013 (280-188501-1), PIN12-05.2402003-014 (280-188501-2), PIN12-05.2402003-019 (280-188501-3), PIN12-05.2402003-020 (280-188501-4), PIN12-05.2402003-021 (280-188501-5), PIN12-05.2402003-022 (280-188501-6), PIN12-05.2402003-023 (280-188501-7), PIN12-05.2402003-024 (280-188501-8), PIN12-05.2402003-025 (280-188501-9), PIN12-05.2402003-025 (280-188501-9MS), PIN12-05.2402003-025 (280-188501-9MSD), PIN12-05.2402003-026 (280-188501-10), PIN12-05.2402003-027 (280-188501-11), PIN12-05.2402003-028 (280-188501-12), PIN12-05.2402003-029 (280-188501-13), PIN12-05.2402003-030 (280-188501-14), PIN12-05.2402003-031 (280-188501-15), PIN12-05.2402003-047 (280-188501-16), PIN12-05.2402003-048 (280-188501-17), PIN12-05.2402003-049 (280-188501-18), PIN12-05.2402003-050 (280-188501-19), PIN12-05.2402003-051 (280-188501-20), PIN12-05.2402003-052 (280-188501-21), PIN12-05.2402003-053 (280-188501-22), PIN12-05.2402003-054 (280-188501-23), PIN12-05.2402003-055 (280-188501-24), PIN12-05.2402003-090 (280-188501-25), PIN12-05.2402003-091 (280-188501-26), PIN12-05.2402003-092 (280-188501-27), PIN12-05.2402003-093 (280-188501-28), PIN12-05.2402003-093 (280-188501-28MS), PIN12-05.2402003-093 (280-188501-28MSD), PIN12-05.2402003-094 (280-188501-29), PIN12-05.2402003-095 (280-188501-30), PIN12-05.2402003-096 (280-188501-31), PIN12-05.2402003-097 (280-188501-32), PIN12-05.2402003-101 (280-188501-33), PIN12-05.2402003-102 (280-188501-34), PIN12-05.2402003-104 (280-188501-35), PIN12-05.2402003-107 (280-188501-36), PIN12-05.2402003-109 (280-188501-37), PIN12-05.2402003-112 (280-188501-38), PIN12-05.2402003-114 (280-188501-39) and PIN12-05.2402003-015 (280-188501-40) were analyzed for Volatile Organic Compounds (GC/MS). The samples were analyzed on 3/8/2024, 3/12/2024 and 3/15/2024.

Samples PIN12-05.2402003-013 (280-188501-1)[4x], PIN12-05.2402003-014 (280-188501-2)[2x], PIN12-05.2402003-019 (280-188501-3)[2x], PIN12-05.2402003-020 (280-188501-4)[4x], PIN12-05.2402003-021 (280-188501-5)[4x], PIN12-05.2402003-022 (280-188501-6)[4x], PIN12-05.2402003-023 (280-188501-7)[4x], PIN12-05.2402003-024 (280-188501-8)[4x], PIN12-05.2402003-025 (280-188501-9)[4x], PIN12-05.2402003-025 (280-188501-9MS)[4x], PIN12-05.2402003-025 (280-188501-9MSD)[4x], PIN12-05.2402003-027 (280-188501-11)[4x], PIN12-05.2402003-028 (280-188501-12)[4x], PIN12-05.2402003-030 (280-188501-14)[4x], PIN12-05.2402003-031 (280-188501-15)[4x], PIN12-05.2402003-047 (280-188501-16)[4x] and PIN12-05.2402003-051 (280-188501-20)[4x] required dilution prior to analysis. The reporting limits have been adjusted accordingly.

The following compounds were outside control limits in the continuing calibration verification (CCV) associated with batch 280-645347: Bromomethane (-52.7%D, 35%D Limit). This is considered a poor performer and has passed within LCS/LCSD limits.

The following samples were diluted due to the nature of the foamy sample matrix: PIN12-05.2402003-013 (280-188501-1), PIN12-05.2402003-014 (280-188501-2), PIN12-05.2402003-019 (280-188501-3), PIN12-05.2402003-020 (280-188501-4), PIN12-05.2402003-021 (280-188501-5), PIN12-05.2402003-022

(280-188501-6), PIN12-05.2402003-023 (280-188501-7), PIN12-05.2402003-024 (280-188501-8), PIN12-05.2402003-025 (280-188501-9), PIN12-05.2402003-025 (280-188501-9[MS]), PIN12-05.2402003-025 (280-188501-9[MSD]), PIN12-05.2402003-027 (280-188501-11), PIN12-05.2402003-028 (280-188501-12), PIN12-05.2402003-030 (280-188501-14), PIN12-05.2402003-031 (280-188501-15) and PIN12-05.2402003-047 (280-188501-16). Elevated reporting limits (RLs) are provided.

The matrix spike duplicate (MSD) recoveries for analytical batch 280-645347 were outside control limits. Sample matrix interference is suspected because the associated laboratory control sample (LCS) recovery was within acceptance limits.PIN12-05.2402003-025 (280-188501-9[MSD])

The laboratory control sample (LCS) for analytical batch 280-645347 recovered outside control limits for the following analyte: Trichloroethene (127% recovered, 70-125% recovery limits). This analyte was biased high in the LCS and was not detected in the associated samples; therefore, the data have been reported.

In analytical batch 280-645641 for Method 8260, reporting Limit - Estimated; Outside Calibration Range : The client's reporting limit (RL) provided for the following analyte(s) falls below the laboratory's lowest calibration standard and Eurofins' standard RL of 5 ug/L: 1,2-Dibromo-3-Chloropropane at 1ug/L. Results reported below the lowest calibration standard are estimated.

In analytical batch 280-645641 for Method 8260, the method requirement for no headspace was not met. The following volatile samples were analyzed with significant headspace in the sample container(s): PIN12-05.2402003-055 (280-188501-24), PIN12-05.2402003-102 (280-188501-34) and PIN12-05.2402003-104 (280-188501-35). Significant headspace is defined as a bubble greater than 6 mm in diameter.

The laboratory control sample (LCS) and / or laboratory control sample duplicate (LCSD) for analytical batch 280-645642 recovered outside control limits for the following analytes: Acetone and 2-Butanone (MEK). These analytes were biased high in the LCS and were not detected in the associated samples; therefore, the data have been reported.PIN12-05.2402003-048 (280-188501-17), PIN12-05.2402003-049 (280-188501-18), PIN12-05.2402003-050 (280-188501-19) and (LCS 280-645642/4)

Reporting Limit - Estimated; Outside Calibration Range : The reporting limit provided for the following analyte(s) falls below the laboratory's lowest calibration standard: Methylene Chloride. Results reported below the lowest calibration standard are estimated.PIN12-05.2402003-048 (280-188501-17), PIN12-05.2402003-049 (280-188501-18) and PIN12-05.2402003-050 (280-188501-19)

Insufficient sample volume was available to perform a matrix spike/matrix spike duplicate (MS/MSD) associated with analytical batch 280-645642.

The RPD of the laboratory control sample (LCS) and laboratory control sample duplicate (LCSD) for analytical batch 280-645673 recovered outside control limits for the following analytes: Dichlorodifluoromethane. The recoveries in both the LCS and LCSD were within control limits therefore the data were reported.

The continuing calibration verification (CCV) associated with batch 280-645673 recovered above the upper control limit for Bromomethane. The samples associated with this CCV were non-detects for the affected analytes; therefore, the data have been reported. The associated samples are impacted: PIN12-05.2402003-051 (280-188501-20), PIN12-05.2402003-052 (280-188501-21), PIN12-05.2402003-090 (280-188501-25), PIN12-05.2402003-091 (280-188501-26) and (280-188577-D-5).

Reporting Limit - Estimated; Outside Calibration Range : The reporting limit provided for the following analyte(s) falls below the laboratory's lowest calibration standard: Methylene Chloride. Results reported below the lowest calibration standard are estimated.PIN12-05.2402003-051 (280-188501-20), PIN12-05.2402003-052 (280-188501-21), PIN12-05.2402003-090 (280-188501-25) and PIN12-05.2402003-091 (280-188501-26)

The following sample was diluted due to the foamy nature of the sample matrix: PIN12-05.2402003-051 (280-188501-20). Elevated reporting limits (RLs) are provided.

Method 8260B SIM - Volatile Organic Compounds (GC/MS-SIM)
Samples PIN12-05.2402003-013 (280-188501-1), PIN12-05.2402003-014 (280-188501-2), PIN12-05.2402003-019 (280-188501-3), PIN12-05.2402003-020 (280-188501-4), PIN12-05.2402003-021 (280-188501-5), PIN12-05.2402003-022 (280-188501-6), PIN12-05.2402003-023 (280-188501-7), PIN12-05.2402003-024 (280-188501-8), PIN12-05.2402003-025 (280-188501-9), PIN12-05.2402003-025 (280-188501-9MS), PIN12-05.2402003-025 (280-188501-9MSD), PIN12-05.2402003-026 (280-188501-10), PIN12-05.2402003-027 (280-188501-11), PIN12-05.2402003-028 (280-188501-12), PIN12-05.2402003-029 (280-188501-13),

PIN12-05.2402003-030 (280-188501-14), PIN12-05.2402003-031 (280-188501-15), PIN12-05.2402003-047 (280-188501-16), PIN12-05.2402003-048 (280-188501-17), PIN12-05.2402003-049 (280-188501-18), PIN12-05.2402003-050 (280-188501-19), PIN12-05.2402003-051 (280-188501-20), PIN12-05.2402003-052 (280-188501-21), PIN12-05.2402003-053 (280-188501-22), PIN12-05.2402003-054 (280-188501-23), PIN12-05.2402003-055 (280-188501-24), PIN12-05.2402003-090 (280-188501-25), PIN12-05.2402003-091 (280-188501-26), PIN12-05.2402003-092 (280-188501-27), PIN12-05.2402003-093 (280-188501-28), PIN12-05.2402003-093 (280-188501-28MS), PIN12-05.2402003-093 (280-188501-28MSD), PIN12-05.2402003-094 (280-188501-29), PIN12-05.2402003-095 (280-188501-30), PIN12-05.2402003-096 (280-188501-31), PIN12-05.2402003-097 (280-188501-32), PIN12-05.2402003-101 (280-188501-33), PIN12-05.2402003-102 (280-188501-34), PIN12-05.2402003-104 (280-188501-35), PIN12-05.2402003-107 (280-188501-36), PIN12-05.2402003-109 (280-188501-37), PIN12-05.2402003-112 (280-188501-38), PIN12-05.2402003-114 (280-188501-39) and PIN12-05.2402003-015 (280-188501-40) were analyzed for Volatile Organic Compounds (GC/MS-SIM). The samples were analyzed on 3/8/2024, 3/16/2024, 3/17/2024 and 3/18/2024.

Insufficient sample volume was available to perform a matrix spike/matrix spike duplicate (MS/MSD) associated with analytical batch 280-646148. An LCS/LCSD pair was analyzed for batch precision and accuracy.
PIN12-05.2402003-027 (280-188501-11), PIN12-05.2402003-028 (280-188501-12), PIN12-05.2402003-030 (280-188501-14), PIN12-05.2402003-031 (280-188501-15) and PIN12-05.2402003-047 (280-188501-16)

Insufficient sample volume was available to perform a matrix spike/matrix spike duplicate (MS/MSD) associated with analytical batch 280-646149. An LCS/LCSD pair was analyzed for batch precision and accuracy.
PIN12-05.2402003-048 (280-188501-17), PIN12-05.2402003-049 (280-188501-18), PIN12-05.2402003-050 (280-188501-19), PIN12-05.2402003-051 (280-188501-20), PIN12-05.2402003-052 (280-188501-21), PIN12-05.2402003-090 (280-188501-25), PIN12-05.2402003-091 (280-188501-26) and PIN12-05.2402003-015 (280-188501-40)

Detection Summary

Client: RSI EnTech LLC
Project/Site: Pinellas Bldg 100 Monitoring

Job ID: 280-188501-1
SDG: PIN12-05.2402003

Client Sample ID: PIN12-05.2402003-013 — Lab Sample ID: 280-188501-1

No Detections.

Client Sample ID: PIN12-05.2402003-014 — Lab Sample ID: 280-188501-2

No Detections.

Client Sample ID: PIN12-05.2402003-019 — Lab Sample ID: 280-188501-3

No Detections.

Client Sample ID: PIN12-05.2402003-020 — Lab Sample ID: 280-188501-4

No Detections.

Client Sample ID: PIN12-05.2402003-021 — Lab Sample ID: 280-188501-5

No Detections.

Client Sample ID: PIN12-05.2402003-022 — Lab Sample ID: 280-188501-6

No Detections.

Client Sample ID: PIN12-05.2402003-023 — Lab Sample ID: 280-188501-7

No Detections.

Client Sample ID: PIN12-05.2402003-024 — Lab Sample ID: 280-188501-8

No Detections.

Client Sample ID: PIN12-05.2402003-025 — Lab Sample ID: 280-188501-9

Analyte	Result	Qualifier	LOQ	DL	Unit	Dil Fac	D	Method	Prep Type
2-Butanone (MEK)	35		20	24	ug/L	4		8260B	Total/NA

Client Sample ID: PIN12-05.2402003-026 — Lab Sample ID: 280-188501-10

Analyte	Result	Qualifier	LOQ	DL	Unit	Dil Fac	D	Method	Prep Type
Vinyl chloride	0.91	J	2.0	0.51	ug/L	1		8260B	Total/NA

Client Sample ID: PIN12-05.2402003-027 — Lab Sample ID: 280-188501-11

No Detections.

Client Sample ID: PIN12-05.2402003-028 — Lab Sample ID: 280-188501-12

No Detections.

Client Sample ID: PIN12-05.2402003-029 — Lab Sample ID: 280-188501-13

No Detections.

Client Sample ID: PIN12-05.2402003-030 — Lab Sample ID: 280-188501-14

Analyte	Result	Qualifier	LOQ	DL	Unit	Dil Fac	D	Method	Prep Type
Vinyl chloride	3.6	J	8.0	2.0	ug/L	4		8260B	Total/NA

Client Sample ID: PIN12-05.2402003-031 — Lab Sample ID: 280-188501-15

No Detections.

This Detection Summary does not include radiochemical test results.

Detection Summary

Client: RSI EnTech LLC
Project/Site: Pinellas Bldg 100 Monitoring

Job ID: 280-188501-1
SDG: PIN12-05.2402003

Client Sample ID: PIN12-05.2402003-047 — Lab Sample ID: 280-188501-16

No Detections.

Client Sample ID: PIN12-05.2402003-048 — Lab Sample ID: 280-188501-17

Analyte	Result	Qualifier	LOQ	DL	Unit	Dil Fac	D	Method	Prep Type
1,4-Dioxane	73		1.4	0.24	ug/L	1		8260B SIM	Total/NA
1,1-Dichloroethane	6.8		1.0	0.22	ug/L	1		8260B	Total/NA
trans-1,2-Dichloroethene	2.9		1.0	0.37	ug/L	1		8260B	Total/NA
Toluene	0.41	J	1.0	0.32	ug/L	1		8260B	Total/NA
Vinyl chloride	1.2	J	2.0	0.51	ug/L	1		8260B	Total/NA

Client Sample ID: PIN12-05.2402003-049 — Lab Sample ID: 280-188501-18

Analyte	Result	Qualifier	LOQ	DL	Unit	Dil Fac	D	Method	Prep Type
1,4-Dioxane	20		1.4	0.24	ug/L	1		8260B SIM	Total/NA
Chloroethane	2.0		1.0	1.4	ug/L	1		8260B	Total/NA
1,1-Dichloroethane	0.94	J	1.0	0.22	ug/L	1		8260B	Total/NA
Vinyl chloride	0.69	J	2.0	0.51	ug/L	1		8260B	Total/NA

Client Sample ID: PIN12-05.2402003-050 — Lab Sample ID: 280-188501-19

Analyte	Result	Qualifier	LOQ	DL	Unit	Dil Fac	D	Method	Prep Type
Vinyl chloride	1.7	J	2.0	0.51	ug/L	1		8260B	Total/NA

Client Sample ID: PIN12-05.2402003-051 — Lab Sample ID: 280-188501-20

Analyte	Result	Qualifier	LOQ	DL	Unit	Dil Fac	D	Method	Prep Type
1,4-Dioxane	1.8		1.4	0.24	ug/L	1		8260B SIM	Total/NA
cis-1,2-Dichloroethene	0.85	J	1.0	0.32	ug/L	1		8260B	Total/NA
trans-1,2-Dichloroethene	1.0		1.0	0.37	ug/L	1		8260B	Total/NA
Vinyl chloride	6.4		2.0	0.51	ug/L	1		8260B	Total/NA

Client Sample ID: PIN12-05.2402003-052 — Lab Sample ID: 280-188501-21

Analyte	Result	Qualifier	LOQ	DL	Unit	Dil Fac	D	Method	Prep Type
1,4-Dioxane	34		1.4	0.24	ug/L	1		8260B SIM	Total/NA
1,1-Dichloroethane	0.53	J	1.0	0.22	ug/L	1		8260B	Total/NA
Toluene	0.98	J	1.0	0.32	ug/L	1		8260B	Total/NA

Client Sample ID: PIN12-05.2402003-053 — Lab Sample ID: 280-188501-22

No Detections.

Client Sample ID: PIN12-05.2402003-054 — Lab Sample ID: 280-188501-23

Analyte	Result	Qualifier	LOQ	DL	Unit	Dil Fac	D	Method	Prep Type
1,4-Dioxane	2.0		1.4	0.24	ug/L	1		8260B SIM	Total/NA
1,1-Dichloroethane	0.68	J	1.0	0.22	ug/L	1		8260B	Total/NA
cis-1,2-Dichloroethene	4.8		1.0	0.32	ug/L	1		8260B	Total/NA
trans-1,2-Dichloroethene	1.0		1.0	0.37	ug/L	1		8260B	Total/NA
Vinyl chloride	7.3		2.0	0.51	ug/L	1		8260B	Total/NA

Client Sample ID: PIN12-05.2402003-055 — Lab Sample ID: 280-188501-24

No Detections.

This Detection Summary does not include radiochemical test results.

Detection Summary

Client: RSI EnTech LLC
Project/Site: Pinellas Bldg 100 Monitoring

Job ID: 280-188501-1
SDG: PIN12-05.2402003

Client Sample ID: PIN12-05.2402003-090 — Lab Sample ID: 280-188501-25

Analyte	Result	Qualifier	LOQ	DL	Unit	Dil Fac	D	Method	Prep Type
Toluene	0.59	J	1.0	0.32	ug/L	1		8260B	Total/NA

Client Sample ID: PIN12-05.2402003-091 — Lab Sample ID: 280-188501-26

Analyte	Result	Qualifier	LOQ	DL	Unit	Dil Fac	D	Method	Prep Type
1,4-Dioxane	2.5		1.4	0.24	ug/L	1		8260B SIM	Total/NA
Naphthalene	1.0	J	2.0	0.63	ug/L	1		8260B	Total/NA
Toluene	0.48	J	1.0	0.32	ug/L	1		8260B	Total/NA
Vinyl chloride	2.4		2.0	0.51	ug/L	1		8260B	Total/NA

Client Sample ID: PIN12-05.2402003-092 — Lab Sample ID: 280-188501-27

No Detections.

Client Sample ID: PIN12-05.2402003-093 — Lab Sample ID: 280-188501-28

Analyte	Result	Qualifier	LOQ	DL	Unit	Dil Fac	D	Method	Prep Type
1,4-Dioxane	3.6		1.4	0.24	ug/L	1		8260B SIM	Total/NA
1,1-Dichloroethane	0.32	J	1.0	0.22	ug/L	1		8260B	Total/NA
cis-1,2-Dichloroethene	0.55	J	1.0	0.32	ug/L	1		8260B	Total/NA
Vinyl chloride	0.83	J	2.0	0.51	ug/L	1		8260B	Total/NA

Client Sample ID: PIN12-05.2402003-094 — Lab Sample ID: 280-188501-29

Analyte	Result	Qualifier	LOQ	DL	Unit	Dil Fac	D	Method	Prep Type
cis-1,2-Dichloroethene	0.53	J	1.0	0.32	ug/L	1		8260B	Total/NA

Client Sample ID: PIN12-05.2402003-095 — Lab Sample ID: 280-188501-30

Analyte	Result	Qualifier	LOQ	DL	Unit	Dil Fac	D	Method	Prep Type
1,4-Dioxane	16		1.4	0.24	ug/L	1		8260B SIM	Total/NA
cis-1,2-Dichloroethene	1.5		1.0	0.32	ug/L	1		8260B	Total/NA
Vinyl chloride	6.5		2.0	0.51	ug/L	1		8260B	Total/NA

Client Sample ID: PIN12-05.2402003-096 — Lab Sample ID: 280-188501-31

Analyte	Result	Qualifier	LOQ	DL	Unit	Dil Fac	D	Method	Prep Type
1,4-Dioxane	28		1.4	0.24	ug/L	1		8260B SIM	Total/NA
Vinyl chloride	0.57	J	2.0	0.51	ug/L	1		8260B	Total/NA

Client Sample ID: PIN12-05.2402003-097 — Lab Sample ID: 280-188501-32

Analyte	Result	Qualifier	LOQ	DL	Unit	Dil Fac	D	Method	Prep Type
1,4-Dioxane	26		1.4	0.24	ug/L	1		8260B SIM	Total/NA
1,1-Dichloroethane	1.1		1.0	0.22	ug/L	1		8260B	Total/NA
cis-1,2-Dichloroethene	2.6		1.0	0.32	ug/L	1		8260B	Total/NA
trans-1,2-Dichloroethene	1.2		1.0	0.37	ug/L	1		8260B	Total/NA
Vinyl chloride	5.3		2.0	0.51	ug/L	1		8260B	Total/NA

Client Sample ID: PIN12-05.2402003-101 — Lab Sample ID: 280-188501-33

Analyte	Result	Qualifier	LOQ	DL	Unit	Dil Fac	D	Method	Prep Type
1,4-Dioxane	1.2	J	1.4	0.24	ug/L	1		8260B SIM	Total/NA

This Detection Summary does not include radiochemical test results.

Detection Summary

Client: RSI EnTech LLC
Project/Site: Pinellas Bldg 100 Monitoring

Job ID: 280-188501-1
SDG: PIN12-05.2402003

Client Sample ID: PIN12-05.2402003-102 — Lab Sample ID: 280-188501-34

Analyte	Result	Qualifier	LOQ	DL	Unit	Dil Fac	D	Method	Prep Type
1,4-Dioxane	6.9		1.4	0.24	ug/L	1		8260B SIM	Total/NA
1,1-Dichloroethane	0.83	J	1.0	0.22	ug/L	1		8260B	Total/NA
cis-1,2-Dichloroethene	0.91	J	1.0	0.32	ug/L	1		8260B	Total/NA
trans-1,2-Dichloroethene	0.45	J	1.0	0.37	ug/L	1		8260B	Total/NA
Vinyl chloride	4.8		2.0	0.51	ug/L	1		8260B	Total/NA

Client Sample ID: PIN12-05.2402003-104 — Lab Sample ID: 280-188501-35

Analyte	Result	Qualifier	LOQ	DL	Unit	Dil Fac	D	Method	Prep Type
1,4-Dioxane	0.34	J	1.4	0.24	ug/L	1		8260B SIM	Total/NA

Client Sample ID: PIN12-05.2402003-107 — Lab Sample ID: 280-188501-36

Analyte	Result	Qualifier	LOQ	DL	Unit	Dil Fac	D	Method	Prep Type
1,4-Dioxane	3.5		1.4	0.24	ug/L	1		8260B SIM	Total/NA
1,1-Dichloroethane	0.43	J	1.0	0.22	ug/L	1		8260B	Total/NA
cis-1,2-Dichloroethene	0.78	J	1.0	0.32	ug/L	1		8260B	Total/NA

Client Sample ID: PIN12-05.2402003-109 — Lab Sample ID: 280-188501-37

No Detections.

Client Sample ID: PIN12-05.2402003-112 — Lab Sample ID: 280-188501-38

No Detections.

Client Sample ID: PIN12-05.2402003-114 — Lab Sample ID: 280-188501-39

No Detections.

Client Sample ID: PIN12-05.2402003-015 — Lab Sample ID: 280-188501-40

No Detections.

This Detection Summary does not include radiochemical test results.

Method: SW846 8260B SIM - Volatile Organic Compounds (GC/MS-SIM)

Client Sample ID: PIN12-05.2402003-013 — **Lab Sample ID: 280-188501-1**
Date Collected: 03/04/24 15:00 — **Matrix: Water**
Date Received: 03/07/24 09:30

Analyte	Result	Qualifier	LOQ	DL	Unit	D	Prepared	Analyzed	Dil Fac
1,4-Dioxane	0.24	U	1.4	0.24	ug/L			03/16/24 19:49	1

Surrogate	*%Recovery*	*Qualifier*	*Limits*	*Prepared*	*Analyzed*	*Dil Fac*
1,2-Dichloroethane-d4 (Surr)	*94*		*70 - 127*		*03/16/24 19:49*	*1*

Client Sample ID: PIN12-05.2402003-014 — **Lab Sample ID: 280-188501-2**
Date Collected: 03/04/24 14:40 — **Matrix: Water**
Date Received: 03/07/24 09:30

Analyte	Result	Qualifier	LOQ	DL	Unit	D	Prepared	Analyzed	Dil Fac
1,4-Dioxane	0.24	U	1.4	0.24	ug/L			03/16/24 20:10	1

Surrogate	*%Recovery*	*Qualifier*	*Limits*	*Prepared*	*Analyzed*	*Dil Fac*
1,2-Dichloroethane-d4 (Surr)	*94*		*70 - 127*		*03/16/24 20:10*	*1*

Client Sample ID: PIN12-05.2402003-019 — **Lab Sample ID: 280-188501-3**
Date Collected: 03/04/24 10:05 — **Matrix: Water**
Date Received: 03/07/24 09:30

Analyte	Result	Qualifier	LOQ	DL	Unit	D	Prepared	Analyzed	Dil Fac
1,4-Dioxane	0.24	U	1.4	0.24	ug/L			03/16/24 20:30	1

Surrogate	*%Recovery*	*Qualifier*	*Limits*	*Prepared*	*Analyzed*	*Dil Fac*
1,2-Dichloroethane-d4 (Surr)	*93*		*70 - 127*		*03/16/24 20:30*	*1*

Client Sample ID: PIN12-05.2402003-020 — **Lab Sample ID: 280-188501-4**
Date Collected: 03/04/24 09:50 — **Matrix: Water**
Date Received: 03/07/24 09:30

Analyte	Result	Qualifier	LOQ	DL	Unit	D	Prepared	Analyzed	Dil Fac
1,4-Dioxane	0.24	U	1.4	0.24	ug/L			03/16/24 20:51	1

Surrogate	*%Recovery*	*Qualifier*	*Limits*	*Prepared*	*Analyzed*	*Dil Fac*
1,2-Dichloroethane-d4 (Surr)	*94*		*70 - 127*		*03/16/24 20:51*	*1*

Client Sample ID: PIN12-05.2402003-021 — **Lab Sample ID: 280-188501-5**
Date Collected: 03/04/24 09:25 — **Matrix: Water**
Date Received: 03/07/24 09:30

Analyte	Result	Qualifier	LOQ	DL	Unit	D	Prepared	Analyzed	Dil Fac
1,4-Dioxane	0.24	U	1.4	0.24	ug/L			03/16/24 21:11	1

Surrogate	*%Recovery*	*Qualifier*	*Limits*	*Prepared*	*Analyzed*	*Dil Fac*
1,2-Dichloroethane-d4 (Surr)	*94*		*70 - 127*		*03/16/24 21:11*	*1*

Client Sample ID: PIN12-05.2402003-022 — **Lab Sample ID: 280-188501-6**
Date Collected: 03/04/24 11:00 — **Matrix: Water**
Date Received: 03/07/24 09:30

Analyte	Result	Qualifier	LOQ	DL	Unit	D	Prepared	Analyzed	Dil Fac
1,4-Dioxane	0.24	U	1.4	0.24	ug/L			03/16/24 21:32	1

Surrogate	*%Recovery*	*Qualifier*	*Limits*	*Prepared*	*Analyzed*	*Dil Fac*
1,2-Dichloroethane-d4 (Surr)	*92*		*70 - 127*		*03/16/24 21:32*	*1*

Method: SW846 8260B SIM - Volatile Organic Compounds (GC/MS-SIM)

Client Sample ID: PIN12-05.2402003-023 — **Lab Sample ID: 280-188501-7**
Date Collected: 03/04/24 10:40 — **Matrix: Water**
Date Received: 03/07/24 09:30

Analyte	Result	Qualifier	LOQ	DL	Unit	D	Prepared	Analyzed	Dil Fac
1,4-Dioxane	0.24	U	1.4	0.24	ug/L			03/16/24 21:53	1

Surrogate	*%Recovery*	*Qualifier*	*Limits*	*Prepared*	*Analyzed*	*Dil Fac*
1,2-Dichloroethane-d4 (Surr)	*95*		*70 - 127*		*03/16/24 21:53*	*1*

Client Sample ID: PIN12-05.2402003-024 — **Lab Sample ID: 280-188501-8**
Date Collected: 03/04/24 13:40 — **Matrix: Water**
Date Received: 03/07/24 09:30

Analyte	Result	Qualifier	LOQ	DL	Unit	D	Prepared	Analyzed	Dil Fac
1,4-Dioxane	0.24	U	1.4	0.24	ug/L			03/16/24 22:13	1

Surrogate	*%Recovery*	*Qualifier*	*Limits*	*Prepared*	*Analyzed*	*Dil Fac*
1,2-Dichloroethane-d4 (Surr)	*93*		*70 - 127*		*03/16/24 22:13*	*1*

Client Sample ID: PIN12-05.2402003-025 — **Lab Sample ID: 280-188501-9**
Date Collected: 03/04/24 13:20 — **Matrix: Water**
Date Received: 03/07/24 09:30

Analyte	Result	Qualifier	LOQ	DL	Unit	D	Prepared	Analyzed	Dil Fac
1,4-Dioxane	0.24	U	1.4	0.24	ug/L			03/16/24 22:34	1

Surrogate	*%Recovery*	*Qualifier*	*Limits*	*Prepared*	*Analyzed*	*Dil Fac*
1,2-Dichloroethane-d4 (Surr)	*95*		*70 - 127*		*03/16/24 22:34*	*1*

Client Sample ID: PIN12-05.2402003-026 — **Lab Sample ID: 280-188501-10**
Date Collected: 03/04/24 13:05 — **Matrix: Water**
Date Received: 03/07/24 09:30

Analyte	Result	Qualifier	LOQ	DL	Unit	D	Prepared	Analyzed	Dil Fac
1,4-Dioxane	0.24	U	1.4	0.24	ug/L			03/16/24 22:54	1

Surrogate	*%Recovery*	*Qualifier*	*Limits*	*Prepared*	*Analyzed*	*Dil Fac*
1,2-Dichloroethane-d4 (Surr)	*95*		*70 - 127*		*03/16/24 22:54*	*1*

Client Sample ID: PIN12-05.2402003-027 — **Lab Sample ID: 280-188501-11**
Date Collected: 03/05/24 09:10 — **Matrix: Water**
Date Received: 03/07/24 09:30

Analyte	Result	Qualifier	LOQ	DL	Unit	D	Prepared	Analyzed	Dil Fac
1,4-Dioxane	0.24	U	1.4	0.24	ug/L			03/17/24 13:53	1

Surrogate	*%Recovery*	*Qualifier*	*Limits*	*Prepared*	*Analyzed*	*Dil Fac*
1,2-Dichloroethane-d4 (Surr)	*96*		*70 - 127*		*03/17/24 13:53*	*1*

Client Sample ID: PIN12-05.2402003-028 — **Lab Sample ID: 280-188501-12**
Date Collected: 03/05/24 09:20 — **Matrix: Water**
Date Received: 03/07/24 09:30

Analyte	Result	Qualifier	LOQ	DL	Unit	D	Prepared	Analyzed	Dil Fac
1,4-Dioxane	0.24	U	1.4	0.24	ug/L			03/17/24 14:13	1

Surrogate	*%Recovery*	*Qualifier*	*Limits*	*Prepared*	*Analyzed*	*Dil Fac*
1,2-Dichloroethane-d4 (Surr)	*93*		*70 - 127*		*03/17/24 14:13*	*1*

Method: SW846 8260B SIM - Volatile Organic Compounds (GC/MS-SIM)

Client Sample ID: PIN12-05.2402003-029 — **Lab Sample ID: 280-188501-13**
Date Collected: 03/04/24 15:45 — **Matrix: Water**
Date Received: 03/07/24 09:30

Analyte	Result	Qualifier	LOQ	DL	Unit	D	Prepared	Analyzed	Dil Fac
1,4-Dioxane	0.24	U	1.4	0.24	ug/L			03/16/24 23:15	1

Surrogate	*%Recovery*	*Qualifier*	*Limits*	*Prepared*	*Analyzed*	*Dil Fac*
1,2-Dichloroethane-d4 (Surr)	*96*		*70 - 127*		*03/16/24 23:15*	*1*

Client Sample ID: PIN12-05.2402003-030 — **Lab Sample ID: 280-188501-14**
Date Collected: 03/05/24 10:10 — **Matrix: Water**
Date Received: 03/07/24 09:30

Analyte	Result	Qualifier	LOQ	DL	Unit	D	Prepared	Analyzed	Dil Fac
1,4-Dioxane	0.24	U	1.4	0.24	ug/L			03/17/24 14:33	1

Surrogate	*%Recovery*	*Qualifier*	*Limits*	*Prepared*	*Analyzed*	*Dil Fac*
1,2-Dichloroethane-d4 (Surr)	*96*		*70 - 127*		*03/17/24 14:33*	*1*

Client Sample ID: PIN12-05.2402003-031 — **Lab Sample ID: 280-188501-15**
Date Collected: 03/05/24 10:00 — **Matrix: Water**
Date Received: 03/07/24 09:30

Analyte	Result	Qualifier	LOQ	DL	Unit	D	Prepared	Analyzed	Dil Fac
1,4-Dioxane	0.24	U	1.4	0.24	ug/L			03/17/24 14:54	1

Surrogate	*%Recovery*	*Qualifier*	*Limits*	*Prepared*	*Analyzed*	*Dil Fac*
1,2-Dichloroethane-d4 (Surr)	*96*		*70 - 127*		*03/17/24 14:54*	*1*

Client Sample ID: PIN12-05.2402003-047 — **Lab Sample ID: 280-188501-16**
Date Collected: 03/05/24 11:00 — **Matrix: Water**
Date Received: 03/07/24 09:30

Analyte	Result	Qualifier	LOQ	DL	Unit	D	Prepared	Analyzed	Dil Fac
1,4-Dioxane	0.24	U	1.4	0.24	ug/L			03/17/24 15:14	1

Surrogate	*%Recovery*	*Qualifier*	*Limits*	*Prepared*	*Analyzed*	*Dil Fac*
1,2-Dichloroethane-d4 (Surr)	*95*		*70 - 127*		*03/17/24 15:14*	*1*

Client Sample ID: PIN12-05.2402003-048 — **Lab Sample ID: 280-188501-17**
Date Collected: 03/05/24 11:10 — **Matrix: Water**
Date Received: 03/07/24 09:30

Analyte	Result	Qualifier	LOQ	DL	Unit	D	Prepared	Analyzed	Dil Fac
1,4-Dioxane	**73**		1.4	0.24	ug/L			03/17/24 22:03	1

Surrogate	*%Recovery*	*Qualifier*	*Limits*	*Prepared*	*Analyzed*	*Dil Fac*
1,2-Dichloroethane-d4 (Surr)	*100*		*70 - 127*		*03/17/24 22:03*	*1*

Client Sample ID: PIN12-05.2402003-049 — **Lab Sample ID: 280-188501-18**
Date Collected: 03/05/24 11:40 — **Matrix: Water**
Date Received: 03/07/24 09:30

Analyte	Result	Qualifier	LOQ	DL	Unit	D	Prepared	Analyzed	Dil Fac
1,4-Dioxane	**20**		1.4	0.24	ug/L			03/17/24 22:24	1

Surrogate	*%Recovery*	*Qualifier*	*Limits*	*Prepared*	*Analyzed*	*Dil Fac*
1,2-Dichloroethane-d4 (Surr)	*101*		*70 - 127*		*03/17/24 22:24*	*1*

Method: SW846 8260B SIM - Volatile Organic Compounds (GC/MS-SIM)

Client Sample ID: PIN12-05.2402003-050 — **Lab Sample ID: 280-188501-19**
Date Collected: 03/05/24 09:15 — **Matrix: Water**
Date Received: 03/07/24 09:30

Analyte	Result	Qualifier	LOQ	DL	Unit	D	Prepared	Analyzed	Dil Fac
1,4-Dioxane	0.24	U	1.4	0.24	ug/L			03/17/24 22:44	1

Surrogate	*%Recovery*	*Qualifier*	*Limits*	*Prepared*	*Analyzed*	*Dil Fac*
1,2-Dichloroethane-d4 (Surr)	*100*		*70 - 127*		*03/17/24 22:44*	*1*

Client Sample ID: PIN12-05.2402003-051 — **Lab Sample ID: 280-188501-20**
Date Collected: 03/05/24 10:00 — **Matrix: Water**
Date Received: 03/07/24 09:30

Analyte	Result	Qualifier	LOQ	DL	Unit	D	Prepared	Analyzed	Dil Fac
1,4-Dioxane	**1.8**		1.4	0.24	ug/L			03/17/24 23:05	1

Surrogate	*%Recovery*	*Qualifier*	*Limits*	*Prepared*	*Analyzed*	*Dil Fac*
1,2-Dichloroethane-d4 (Surr)	*100*		*70 - 127*		*03/17/24 23:05*	*1*

Client Sample ID: PIN12-05.2402003-052 — **Lab Sample ID: 280-188501-21**
Date Collected: 03/05/24 09:45 — **Matrix: Water**
Date Received: 03/07/24 09:30

Analyte	Result	Qualifier	LOQ	DL	Unit	D	Prepared	Analyzed	Dil Fac
1,4-Dioxane	**34**		1.4	0.24	ug/L			03/17/24 23:25	1

Surrogate	*%Recovery*	*Qualifier*	*Limits*	*Prepared*	*Analyzed*	*Dil Fac*
1,2-Dichloroethane-d4 (Surr)	*100*		*70 - 127*		*03/17/24 23:25*	*1*

Client Sample ID: PIN12-05.2402003-053 — **Lab Sample ID: 280-188501-22**
Date Collected: 03/04/24 08:40 — **Matrix: Water**
Date Received: 03/07/24 09:30

Analyte	Result	Qualifier	LOQ	DL	Unit	D	Prepared	Analyzed	Dil Fac
1,4-Dioxane	0.24	U	1.4	0.24	ug/L			03/08/24 04:19	1

Surrogate	*%Recovery*	*Qualifier*	*Limits*	*Prepared*	*Analyzed*	*Dil Fac*
1,2-Dichloroethane-d4 (Surr)	*108*		*70 - 127*		*03/08/24 04:19*	*1*

Client Sample ID: PIN12-05.2402003-054 — **Lab Sample ID: 280-188501-23**
Date Collected: 03/04/24 09:00 — **Matrix: Water**
Date Received: 03/07/24 09:30

Analyte	Result	Qualifier	LOQ	DL	Unit	D	Prepared	Analyzed	Dil Fac
1,4-Dioxane	**2.0**		1.4	0.24	ug/L			03/08/24 04:39	1

Surrogate	*%Recovery*	*Qualifier*	*Limits*	*Prepared*	*Analyzed*	*Dil Fac*
1,2-Dichloroethane-d4 (Surr)	*108*		*70 - 127*		*03/08/24 04:39*	*1*

Client Sample ID: PIN12-05.2402003-055 — **Lab Sample ID: 280-188501-24**
Date Collected: 03/04/24 09:20 — **Matrix: Water**
Date Received: 03/07/24 09:30

Analyte	Result	Qualifier	LOQ	DL	Unit	D	Prepared	Analyzed	Dil Fac
1,4-Dioxane	0.24	U	1.4	0.24	ug/L			03/08/24 05:00	1

Surrogate	*%Recovery*	*Qualifier*	*Limits*	*Prepared*	*Analyzed*	*Dil Fac*
1,2-Dichloroethane-d4 (Surr)	*108*		*70 - 127*		*03/08/24 05:00*	*1*

Method: SW846 8260B SIM - Volatile Organic Compounds (GC/MS-SIM)

Client Sample ID: PIN12-05.2402003-090 — **Lab Sample ID: 280-188501-25**
Date Collected: 03/05/24 11:00 — **Matrix: Water**
Date Received: 03/07/24 09:30

Analyte	Result	Qualifier	LOQ	DL	Unit	D	Prepared	Analyzed	Dil Fac
1,4-Dioxane	0.24	U	1.4	0.24	ug/L			03/17/24 23:46	1

Surrogate	*%Recovery*	*Qualifier*	*Limits*	*Prepared*	*Analyzed*	*Dil Fac*
1,2-Dichloroethane-d4 (Surr)	*99*		*70 - 127*		*03/17/24 23:46*	*1*

Client Sample ID: PIN12-05.2402003-091 — **Lab Sample ID: 280-188501-26**
Date Collected: 03/05/24 11:10 — **Matrix: Water**
Date Received: 03/07/24 09:30

Analyte	Result	Qualifier	LOQ	DL	Unit	D	Prepared	Analyzed	Dil Fac
1,4-Dioxane	**2.5**		1.4	0.24	ug/L			03/18/24 00:06	1

Surrogate	*%Recovery*	*Qualifier*	*Limits*	*Prepared*	*Analyzed*	*Dil Fac*
1,2-Dichloroethane-d4 (Surr)	*99*		*70 - 127*		*03/18/24 00:06*	*1*

Client Sample ID: PIN12-05.2402003-092 — **Lab Sample ID: 280-188501-27**
Date Collected: 03/04/24 14:40 — **Matrix: Water**
Date Received: 03/07/24 09:30

Analyte	Result	Qualifier	LOQ	DL	Unit	D	Prepared	Analyzed	Dil Fac
1,4-Dioxane	0.24	U	1.4	0.24	ug/L			03/08/24 05:20	1

Surrogate	*%Recovery*	*Qualifier*	*Limits*	*Prepared*	*Analyzed*	*Dil Fac*
1,2-Dichloroethane-d4 (Surr)	*109*		*70 - 127*		*03/08/24 05:20*	*1*

Client Sample ID: PIN12-05.2402003-093 — **Lab Sample ID: 280-188501-28**
Date Collected: 03/04/24 15:10 — **Matrix: Water**
Date Received: 03/07/24 09:30

Analyte	Result	Qualifier	LOQ	DL	Unit	D	Prepared	Analyzed	Dil Fac
1,4-Dioxane	**3.6**		1.4	0.24	ug/L			03/08/24 05:40	1

Surrogate	*%Recovery*	*Qualifier*	*Limits*	*Prepared*	*Analyzed*	*Dil Fac*
1,2-Dichloroethane-d4 (Surr)	*107*		*70 - 127*		*03/08/24 05:40*	*1*

Client Sample ID: PIN12-05.2402003-094 — **Lab Sample ID: 280-188501-29**
Date Collected: 03/04/24 15:45 — **Matrix: Water**
Date Received: 03/07/24 09:30

Analyte	Result	Qualifier	LOQ	DL	Unit	D	Prepared	Analyzed	Dil Fac
1,4-Dioxane	0.24	U	1.4	0.24	ug/L			03/08/24 06:01	1

Surrogate	*%Recovery*	*Qualifier*	*Limits*	*Prepared*	*Analyzed*	*Dil Fac*
1,2-Dichloroethane-d4 (Surr)	*108*		*70 - 127*		*03/08/24 06:01*	*1*

Client Sample ID: PIN12-05.2402003-095 — **Lab Sample ID: 280-188501-30**
Date Collected: 03/04/24 11:30 — **Matrix: Water**
Date Received: 03/07/24 09:30

Analyte	Result	Qualifier	LOQ	DL	Unit	D	Prepared	Analyzed	Dil Fac
1,4-Dioxane	**16**		1.4	0.24	ug/L			03/08/24 06:21	1

Surrogate	*%Recovery*	*Qualifier*	*Limits*	*Prepared*	*Analyzed*	*Dil Fac*
1,2-Dichloroethane-d4 (Surr)	*109*		*70 - 127*		*03/08/24 06:21*	*1*

Method: SW846 8260B SIM - Volatile Organic Compounds (GC/MS-SIM)

Client Sample ID: PIN12-05.2402003-096 — **Lab Sample ID: 280-188501-31**
Date Collected: 03/04/24 13:20 — **Matrix: Water**
Date Received: 03/07/24 09:30

Analyte	Result	Qualifier	LOQ	DL	Unit	D	Prepared	Analyzed	Dil Fac
1,4-Dioxane	28		1.4	0.24	ug/L			03/08/24 06:41	1

Surrogate	*%Recovery*	*Qualifier*	*Limits*	*Prepared*	*Analyzed*	*Dil Fac*
1,2-Dichloroethane-d4 (Surr)	*106*		*70 - 127*		*03/08/24 06:41*	*1*

Client Sample ID: PIN12-05.2402003-097 — **Lab Sample ID: 280-188501-32**
Date Collected: 03/04/24 14:00 — **Matrix: Water**
Date Received: 03/07/24 09:30

Analyte	Result	Qualifier	LOQ	DL	Unit	D	Prepared	Analyzed	Dil Fac
1,4-Dioxane	26		1.4	0.24	ug/L			03/08/24 07:02	1

Surrogate	*%Recovery*	*Qualifier*	*Limits*	*Prepared*	*Analyzed*	*Dil Fac*
1,2-Dichloroethane-d4 (Surr)	*108*		*70 - 127*		*03/08/24 07:02*	*1*

Client Sample ID: PIN12-05.2402003-101 — **Lab Sample ID: 280-188501-33**
Date Collected: 03/04/24 10:10 — **Matrix: Water**
Date Received: 03/07/24 09:30

Analyte	Result	Qualifier	LOQ	DL	Unit	D	Prepared	Analyzed	Dil Fac
1,4-Dioxane	1.2	J	1.4	0.24	ug/L			03/08/24 07:22	1

Surrogate	*%Recovery*	*Qualifier*	*Limits*	*Prepared*	*Analyzed*	*Dil Fac*
1,2-Dichloroethane-d4 (Surr)	*107*		*70 - 127*		*03/08/24 07:22*	*1*

Client Sample ID: PIN12-05.2402003-102 — **Lab Sample ID: 280-188501-34**
Date Collected: 03/04/24 10:45 — **Matrix: Water**
Date Received: 03/07/24 09:30

Analyte	Result	Qualifier	LOQ	DL	Unit	D	Prepared	Analyzed	Dil Fac
1,4-Dioxane	6.9		1.4	0.24	ug/L			03/08/24 07:42	1

Surrogate	*%Recovery*	*Qualifier*	*Limits*	*Prepared*	*Analyzed*	*Dil Fac*
1,2-Dichloroethane-d4 (Surr)	*108*		*70 - 127*		*03/08/24 07:42*	*1*

Client Sample ID: PIN12-05.2402003-104 — **Lab Sample ID: 280-188501-35**
Date Collected: 03/04/24 12:00 — **Matrix: Water**
Date Received: 03/07/24 09:30

Analyte	Result	Qualifier	LOQ	DL	Unit	D	Prepared	Analyzed	Dil Fac
1,4-Dioxane	0.34	J	1.4	0.24	ug/L			03/08/24 08:03	1

Surrogate	*%Recovery*	*Qualifier*	*Limits*	*Prepared*	*Analyzed*	*Dil Fac*
1,2-Dichloroethane-d4 (Surr)	*110*		*70 - 127*		*03/08/24 08:03*	*1*

Client Sample ID: PIN12-05.2402003-107 — **Lab Sample ID: 280-188501-36**
Date Collected: 03/04/24 15:00 — **Matrix: Water**
Date Received: 03/07/24 09:30

Analyte	Result	Qualifier	LOQ	DL	Unit	D	Prepared	Analyzed	Dil Fac
1,4-Dioxane	3.5		1.4	0.24	ug/L			03/08/24 08:23	1

Surrogate	*%Recovery*	*Qualifier*	*Limits*	*Prepared*	*Analyzed*	*Dil Fac*
1,2-Dichloroethane-d4 (Surr)	*108*		*70 - 127*		*03/08/24 08:23*	*1*

Method: SW846 8260B SIM - Volatile Organic Compounds (GC/MS-SIM)

Client Sample ID: PIN12-05.2402003-109 — **Lab Sample ID: 280-188501-37**
Date Collected: 03/04/24 07:30 — **Matrix: Water**
Date Received: 03/07/24 09:30

Analyte	Result	Qualifier	LOQ	DL	Unit	D	Prepared	Analyzed	Dil Fac
1,4-Dioxane	0.24	U	1.4	0.24	ug/L			03/08/24 08:44	1

Surrogate	*%Recovery*	*Qualifier*	*Limits*	*Prepared*	*Analyzed*	*Dil Fac*
1,2-Dichloroethane-d4 (Surr)	*111*		*70 - 127*		*03/08/24 08:44*	*1*

Client Sample ID: PIN12-05.2402003-112 — **Lab Sample ID: 280-188501-38**
Date Collected: 03/04/24 08:00 — **Matrix: Water**
Date Received: 03/07/24 09:30

Analyte	Result	Qualifier	LOQ	DL	Unit	D	Prepared	Analyzed	Dil Fac
1,4-Dioxane	0.24	U	1.4	0.24	ug/L			03/08/24 09:04	1

Surrogate	*%Recovery*	*Qualifier*	*Limits*	*Prepared*	*Analyzed*	*Dil Fac*
1,2-Dichloroethane-d4 (Surr)	*110*		*70 - 127*		*03/08/24 09:04*	*1*

Client Sample ID: PIN12-05.2402003-114 — **Lab Sample ID: 280-188501-39**
Date Collected: 03/06/24 08:00 — **Matrix: Water**
Date Received: 03/07/24 09:30

Analyte	Result	Qualifier	LOQ	DL	Unit	D	Prepared	Analyzed	Dil Fac
1,4-Dioxane	0.24	U	1.4	0.24	ug/L			03/08/24 09:24	1

Surrogate	*%Recovery*	*Qualifier*	*Limits*	*Prepared*	*Analyzed*	*Dil Fac*
1,2-Dichloroethane-d4 (Surr)	*107*		*70 - 127*		*03/08/24 09:24*	*1*

Client Sample ID: PIN12-05.2402003-015 — **Lab Sample ID: 280-188501-40**
Date Collected: 03/04/24 14:15 — **Matrix: Water**
Date Received: 03/07/24 09:30

Analyte	Result	Qualifier	LOQ	DL	Unit	D	Prepared	Analyzed	Dil Fac
1,4-Dioxane	0.24	U	1.4	0.24	ug/L			03/18/24 00:27	1

Surrogate	*%Recovery*	*Qualifier*	*Limits*	*Prepared*	*Analyzed*	*Dil Fac*
1,2-Dichloroethane-d4 (Surr)	*101*		*70 - 127*		*03/18/24 00:27*	*1*

Method: SW846 8260B - Volatile Organic Compounds (GC/MS)

Client Sample ID: PIN12-05.2402003-013 — **Lab Sample ID: 280-188501-1**
Date Collected: 03/04/24 15:00 — **Matrix: Water**
Date Received: 03/07/24 09:30

Analyte	Result	Qualifier	LOQ	DL	Unit	D	Prepared	Analyzed	Dil Fac
Acetone	26	U	60	26	ug/L			03/08/24 13:25	4
Benzene	1.2	U	4.0	1.2	ug/L			03/08/24 13:25	4
Bromobenzene	1.6	U	4.0	1.6	ug/L			03/08/24 13:25	4
Bromochloromethane	1.6	U	4.0	1.6	ug/L			03/08/24 13:25	4
Bromodichloromethane	1.5	U	4.0	1.5	ug/L			03/08/24 13:25	4
Bromoform	4.8	U	8.0	4.8	ug/L			03/08/24 13:25	4
Bromomethane	9.4	U	4.0	9.4	ug/L			03/08/24 13:25	4
2-Butanone (MEK)	24	U	20	24	ug/L			03/08/24 13:25	4
n-Butylbenzene	1.9	U	4.0	1.9	ug/L			03/08/24 13:25	4
sec-Butylbenzene	1.8	U	4.0	1.8	ug/L			03/08/24 13:25	4
tert-Butylbenzene	1.7	U	4.0	1.7	ug/L			03/08/24 13:25	4
Carbon disulfide	2.5	U	4.0	2.5	ug/L			03/08/24 13:25	4
Carbon tetrachloride	2.3	U	4.0	2.3	ug/L			03/08/24 13:25	4
Chlorobenzene	1.7	U	4.0	1.7	ug/L			03/08/24 13:25	4

Method: SW846 8260B - Volatile Organic Compounds (GC/MS) (Continued)

Client Sample ID: PIN12-05.2402003-013
Date Collected: 03/04/24 15:00
Date Received: 03/07/24 09:30

Lab Sample ID: 280-188501-1
Matrix: Water

Analyte	Result	Qualifier	LOQ	DL	Unit	D	Prepared	Analyzed	Dil Fac
Dibromochloromethane	2.5	U	8.0	2.5	ug/L			03/08/24 13:25	4
Chloroethane	5.5	U	4.0	5.5	ug/L			03/08/24 13:25	4
Chloroform	1.4	U	4.0	1.4	ug/L			03/08/24 13:25	4
Chloromethane	3.0	U	4.0	3.0	ug/L			03/08/24 13:25	4
2-Chlorotoluene	1.4	U	4.0	1.4	ug/L			03/08/24 13:25	4
4-Chlorotoluene	0.84	U	4.0	0.84	ug/L			03/08/24 13:25	4
1,2-Dibromo-3-Chloropropane	7.0	U	4.0	7.0	ug/L			03/08/24 13:25	4
Dibromomethane	1.4	U	4.0	1.4	ug/L			03/08/24 13:25	4
1,2-Dichlorobenzene	1.5	U	4.0	1.5	ug/L			03/08/24 13:25	4
1,3-Dichlorobenzene	1.3	U	4.0	1.3	ug/L			03/08/24 13:25	4
1,4-Dichlorobenzene	1.6	U	4.0	1.6	ug/L			03/08/24 13:25	4
Dichlorodifluoromethane	3.8	U	4.0	3.8	ug/L			03/08/24 13:25	4
1,1-Dichloroethane	0.88	U	4.0	0.88	ug/L			03/08/24 13:25	4
1,2-Dichloroethane	2.2	U	4.0	2.2	ug/L			03/08/24 13:25	4
cis-1,2-Dichloroethene	1.3	U	4.0	1.3	ug/L			03/08/24 13:25	4
trans-1,2-Dichloroethene	1.5	U	4.0	1.5	ug/L			03/08/24 13:25	4
1,1-Dichloroethene	0.92	U	4.0	0.92	ug/L			03/08/24 13:25	4
1,2-Dichloropropane	2.1	U	4.0	2.1	ug/L			03/08/24 13:25	4
1,3-Dichloropropane	1.5	U	4.0	1.5	ug/L			03/08/24 13:25	4
2,2-Dichloropropane	1.5	U	4.0	1.5	ug/L			03/08/24 13:25	4
cis-1,3-Dichloropropene	2.5	U	8.0	2.5	ug/L			03/08/24 13:25	4
trans-1,3-Dichloropropene	2.6	U	4.0	2.6	ug/L			03/08/24 13:25	4
1,1-Dichloropropene	1.7	U	4.0	1.7	ug/L			03/08/24 13:25	4
Ethylbenzene	1.2	U	4.0	1.2	ug/L			03/08/24 13:25	4
Hexachlorobutadiene	4.7	U	8.0	4.7	ug/L			03/08/24 13:25	4
2-Hexanone	6.8	U	20	6.8	ug/L			03/08/24 13:25	4
Isopropylbenzene	1.5	U	4.0	1.5	ug/L			03/08/24 13:25	4
4-Isopropyltoluene	1.7	U	4.0	1.7	ug/L			03/08/24 13:25	4
Methylene Chloride	3.8	U	4.0	3.8	ug/L			03/08/24 13:25	4
4-Methyl-2-pentanone	3.9	U	20	3.9	ug/L			03/08/24 13:25	4
Naphthalene	2.5	U	8.0	2.5	ug/L			03/08/24 13:25	4
n-Propylbenzene	2.1	U	4.0	2.1	ug/L			03/08/24 13:25	4
Styrene	1.4	U	4.0	1.4	ug/L			03/08/24 13:25	4
1,1,1,2-Tetrachloroethane	2.3	U	4.0	2.3	ug/L			03/08/24 13:25	4
1,1,2,2-Tetrachloroethane	0.84	U	4.0	0.84	ug/L			03/08/24 13:25	4
Tetrachloroethene	1.6	U	4.0	1.6	ug/L			03/08/24 13:25	4
Toluene	1.3	U	4.0	1.3	ug/L			03/08/24 13:25	4
1,2,3-Trichlorobenzene	2.8	U	8.0	2.8	ug/L			03/08/24 13:25	4
1,2,4-Trichlorobenzene	2.3	U	4.0	2.3	ug/L			03/08/24 13:25	4
1,1,1-Trichloroethane	1.6	U	4.0	1.6	ug/L			03/08/24 13:25	4
1,1,2-Trichloroethane	1.1	U	4.0	1.1	ug/L			03/08/24 13:25	4
Trichloroethene	1.2	U N	4.0	1.2	ug/L			03/08/24 13:25	4
Trichlorofluoromethane	2.3	U	4.0	2.3	ug/L			03/08/24 13:25	4
1,2,3-Trichloropropane	3.4	U	4.0	3.4	ug/L			03/08/24 13:25	4
1,2,4-Trimethylbenzene	0.60	U	4.0	0.60	ug/L			03/08/24 13:25	4
1,3,5-Trimethylbenzene	1.5	U	4.0	1.5	ug/L			03/08/24 13:25	4
Vinyl chloride	2.0	U	8.0	2.0	ug/L			03/08/24 13:25	4
Xylenes, Total	1.3	U	4.0	1.3	ug/L			03/08/24 13:25	4
1,2-Dibromoethane	1.6	U	4.0	1.6	ug/L			03/08/24 13:25	4

Method: SW846 8260B - Volatile Organic Compounds (GC/MS) (Continued)

Surrogate	%Recovery	Qualifier	Limits	Prepared	Analyzed	Dil Fac
1,2-Dichloroethane-d4 (Surr)	93		70 - 127		03/08/24 13:25	4
Toluene-d8 (Surr)	95		80 - 125		03/08/24 13:25	4
4-Bromofluorobenzene (Surr)	94		78 - 120		03/08/24 13:25	4
Dibromofluoromethane (Surr)	103		77 - 120		03/08/24 13:25	4

Client Sample ID: PIN12-05.2402003-014 **Lab Sample ID: 280-188501-2**
Date Collected: 03/04/24 14:40 **Matrix: Water**
Date Received: 03/07/24 09:30

Analyte	Result	Qualifier	LOQ	DL	Unit	D	Prepared	Analyzed	Dil Fac
Acetone	13	U	30	13	ug/L			03/08/24 13:46	2
Benzene	0.62	U	2.0	0.62	ug/L			03/08/24 13:46	2
Bromobenzene	0.79	U	2.0	0.79	ug/L			03/08/24 13:46	2
Bromochloromethane	0.81	U	2.0	0.81	ug/L			03/08/24 13:46	2
Bromodichloromethane	0.77	U	2.0	0.77	ug/L			03/08/24 13:46	2
Bromoform	2.4	U	4.0	2.4	ug/L			03/08/24 13:46	2
Bromomethane	4.7	U	2.0	4.7	ug/L			03/08/24 13:46	2
2-Butanone (MEK)	12	U	10	12	ug/L			03/08/24 13:46	2
n-Butylbenzene	0.95	U	2.0	0.95	ug/L			03/08/24 13:46	2
sec-Butylbenzene	0.89	U	2.0	0.89	ug/L			03/08/24 13:46	2
tert-Butylbenzene	0.84	U	2.0	0.84	ug/L			03/08/24 13:46	2
Carbon disulfide	1.3	U	2.0	1.3	ug/L			03/08/24 13:46	2
Carbon tetrachloride	1.1	U	2.0	1.1	ug/L			03/08/24 13:46	2
Chlorobenzene	0.84	U	2.0	0.84	ug/L			03/08/24 13:46	2
Dibromochloromethane	1.2	U	4.0	1.2	ug/L			03/08/24 13:46	2
Chloroethane	2.7	U	2.0	2.7	ug/L			03/08/24 13:46	2
Chloroform	0.72	U	2.0	0.72	ug/L			03/08/24 13:46	2
Chloromethane	1.5	U	2.0	1.5	ug/L			03/08/24 13:46	2
2-Chlorotoluene	0.68	U	2.0	0.68	ug/L			03/08/24 13:46	2
4-Chlorotoluene	0.42	U	2.0	0.42	ug/L			03/08/24 13:46	2
1,2-Dibromo-3-Chloropropane	3.5	U	2.0	3.5	ug/L			03/08/24 13:46	2
Dibromomethane	0.69	U	2.0	0.69	ug/L			03/08/24 13:46	2
1,2-Dichlorobenzene	0.74	U	2.0	0.74	ug/L			03/08/24 13:46	2
1,3-Dichlorobenzene	0.67	U	2.0	0.67	ug/L			03/08/24 13:46	2
1,4-Dichlorobenzene	0.78	U	2.0	0.78	ug/L			03/08/24 13:46	2
Dichlorodifluoromethane	1.9	U	2.0	1.9	ug/L			03/08/24 13:46	2
1,1-Dichloroethane	0.44	U	2.0	0.44	ug/L			03/08/24 13:46	2
1,2-Dichloroethane	1.1	U	2.0	1.1	ug/L			03/08/24 13:46	2
cis-1,2-Dichloroethene	0.64	U	2.0	0.64	ug/L			03/08/24 13:46	2
trans-1,2-Dichloroethene	0.74	U	2.0	0.74	ug/L			03/08/24 13:46	2
1,1-Dichloroethene	0.46	U	2.0	0.46	ug/L			03/08/24 13:46	2
1,2-Dichloropropane	1.0	U	2.0	1.0	ug/L			03/08/24 13:46	2
1,3-Dichloropropane	0.76	U	2.0	0.76	ug/L			03/08/24 13:46	2
2,2-Dichloropropane	0.76	U	2.0	0.76	ug/L			03/08/24 13:46	2
cis-1,3-Dichloropropene	1.3	U	4.0	1.3	ug/L			03/08/24 13:46	2
trans-1,3-Dichloropropene	1.3	U	2.0	1.3	ug/L			03/08/24 13:46	2
1,1-Dichloropropene	0.83	U	2.0	0.83	ug/L			03/08/24 13:46	2
Ethylbenzene	0.61	U	2.0	0.61	ug/L			03/08/24 13:46	2
Hexachlorobutadiene	2.3	U	4.0	2.3	ug/L			03/08/24 13:46	2
2-Hexanone	3.4	U	10	3.4	ug/L			03/08/24 13:46	2
Isopropylbenzene	0.73	U	2.0	0.73	ug/L			03/08/24 13:46	2
4-Isopropyltoluene	0.86	U	2.0	0.86	ug/L			03/08/24 13:46	2
Methylene Chloride	1.9	U	2.0	1.9	ug/L			03/08/24 13:46	2

Method: SW846 8260B - Volatile Organic Compounds (GC/MS) (Continued)

Client Sample ID: PIN12-05.2402003-014 — **Lab Sample ID: 280-188501-2**
Date Collected: 03/04/24 14:40 — **Matrix: Water**
Date Received: 03/07/24 09:30

Analyte	Result	Qualifier	LOQ	DL	Unit	D	Prepared	Analyzed	Dil Fac
4-Methyl-2-pentanone	2.0	U	10	2.0	ug/L			03/08/24 13:46	2
Naphthalene	1.3	U	4.0	1.3	ug/L			03/08/24 13:46	2
n-Propylbenzene	1.1	U	2.0	1.1	ug/L			03/08/24 13:46	2
Styrene	0.71	U	2.0	0.71	ug/L			03/08/24 13:46	2
1,1,1,2-Tetrachloroethane	1.2	U	2.0	1.2	ug/L			03/08/24 13:46	2
1,1,2,2-Tetrachloroethane	0.42	U	2.0	0.42	ug/L			03/08/24 13:46	2
Tetrachloroethene	0.81	U	2.0	0.81	ug/L			03/08/24 13:46	2
Toluene	0.64	U	2.0	0.64	ug/L			03/08/24 13:46	2
1,2,3-Trichlorobenzene	1.4	U	4.0	1.4	ug/L			03/08/24 13:46	2
1,2,4-Trichlorobenzene	1.2	U	2.0	1.2	ug/L			03/08/24 13:46	2
1,1,1-Trichloroethane	0.78	U	2.0	0.78	ug/L			03/08/24 13:46	2
1,1,2-Trichloroethane	0.54	U	2.0	0.54	ug/L			03/08/24 13:46	2
Trichloroethene	0.60	U N	2.0	0.60	ug/L			03/08/24 13:46	2
Trichlorofluoromethane	1.1	U	2.0	1.1	ug/L			03/08/24 13:46	2
1,2,3-Trichloropropane	1.7	U	2.0	1.7	ug/L			03/08/24 13:46	2
1,2,4-Trimethylbenzene	0.30	U	2.0	0.30	ug/L			03/08/24 13:46	2
1,3,5-Trimethylbenzene	0.74	U	2.0	0.74	ug/L			03/08/24 13:46	2
Vinyl chloride	1.0	U	4.0	1.0	ug/L			03/08/24 13:46	2
Xylenes, Total	0.66	U	2.0	0.66	ug/L			03/08/24 13:46	2
1,2-Dibromoethane	0.81	U	2.0	0.81	ug/L			03/08/24 13:46	2

Surrogate	*%Recovery*	*Qualifier*	*Limits*	*Prepared*	*Analyzed*	*Dil Fac*
1,2-Dichloroethane-d4 (Surr)	*93*		*70 - 127*		*03/08/24 13:46*	*2*
Toluene-d8 (Surr)	*95*		*80 - 125*		*03/08/24 13:46*	*2*
4-Bromofluorobenzene (Surr)	*95*		*78 - 120*		*03/08/24 13:46*	*2*
Dibromofluoromethane (Surr)	*103*		*77 - 120*		*03/08/24 13:46*	*2*

Client Sample ID: PIN12-05.2402003-019 — **Lab Sample ID: 280-188501-3**
Date Collected: 03/04/24 10:05 — **Matrix: Water**
Date Received: 03/07/24 09:30

Analyte	Result	Qualifier	LOQ	DL	Unit	D	Prepared	Analyzed	Dil Fac
Acetone	13	U	30	13	ug/L			03/08/24 14:08	2
Benzene	0.62	U	2.0	0.62	ug/L			03/08/24 14:08	2
Bromobenzene	0.79	U	2.0	0.79	ug/L			03/08/24 14:08	2
Bromochloromethane	0.81	U	2.0	0.81	ug/L			03/08/24 14:08	2
Bromodichloromethane	0.77	U	2.0	0.77	ug/L			03/08/24 14:08	2
Bromoform	2.4	U	4.0	2.4	ug/L			03/08/24 14:08	2
Bromomethane	4.7	U	2.0	4.7	ug/L			03/08/24 14:08	2
2-Butanone (MEK)	12	U	10	12	ug/L			03/08/24 14:08	2
n-Butylbenzene	0.95	U	2.0	0.95	ug/L			03/08/24 14:08	2
sec-Butylbenzene	0.89	U	2.0	0.89	ug/L			03/08/24 14:08	2
tert-Butylbenzene	0.84	U	2.0	0.84	ug/L			03/08/24 14:08	2
Carbon disulfide	1.3	U	2.0	1.3	ug/L			03/08/24 14:08	2
Carbon tetrachloride	1.1	U	2.0	1.1	ug/L			03/08/24 14:08	2
Chlorobenzene	0.84	U	2.0	0.84	ug/L			03/08/24 14:08	2
Dibromochloromethane	1.2	U	4.0	1.2	ug/L			03/08/24 14:08	2
Chloroethane	2.7	U	2.0	2.7	ug/L			03/08/24 14:08	2
Chloroform	0.72	U	2.0	0.72	ug/L			03/08/24 14:08	2
Chloromethane	1.5	U	2.0	1.5	ug/L			03/08/24 14:08	2
2-Chlorotoluene	0.68	U	2.0	0.68	ug/L			03/08/24 14:08	2

Method: SW846 8260B - Volatile Organic Compounds (GC/MS) (Continued)

Client Sample ID: PIN12-05.2402003-019
Date Collected: 03/04/24 10:05
Date Received: 03/07/24 09:30

Lab Sample ID: 280-188501-3
Matrix: Water

Analyte	Result	Qualifier	LOQ	DL	Unit	D	Prepared	Analyzed	Dil Fac
4-Chlorotoluene	0.42	U	2.0	0.42	ug/L			03/08/24 14:08	2
1,2-Dibromo-3-Chloropropane	3.5	U	2.0	3.5	ug/L			03/08/24 14:08	2
Dibromomethane	0.69	U	2.0	0.69	ug/L			03/08/24 14:08	2
1,2-Dichlorobenzene	0.74	U	2.0	0.74	ug/L			03/08/24 14:08	2
1,3-Dichlorobenzene	0.67	U	2.0	0.67	ug/L			03/08/24 14:08	2
1,4-Dichlorobenzene	0.78	U	2.0	0.78	ug/L			03/08/24 14:08	2
Dichlorodifluoromethane	1.9	U	2.0	1.9	ug/L			03/08/24 14:08	2
1,1-Dichloroethane	0.44	U	2.0	0.44	ug/L			03/08/24 14:08	2
1,2-Dichloroethane	1.1	U	2.0	1.1	ug/L			03/08/24 14:08	2
cis-1,2-Dichloroethene	0.64	U	2.0	0.64	ug/L			03/08/24 14:08	2
trans-1,2-Dichloroethene	0.74	U	2.0	0.74	ug/L			03/08/24 14:08	2
1,1-Dichloroethene	0.46	U	2.0	0.46	ug/L			03/08/24 14:08	2
1,2-Dichloropropane	1.0	U	2.0	1.0	ug/L			03/08/24 14:08	2
1,3-Dichloropropane	0.76	U	2.0	0.76	ug/L			03/08/24 14:08	2
2,2-Dichloropropane	0.76	U	2.0	0.76	ug/L			03/08/24 14:08	2
cis-1,3-Dichloropropene	1.3	U	4.0	1.3	ug/L			03/08/24 14:08	2
trans-1,3-Dichloropropene	1.3	U	2.0	1.3	ug/L			03/08/24 14:08	2
1,1-Dichloropropene	0.83	U	2.0	0.83	ug/L			03/08/24 14:08	2
Ethylbenzene	0.61	U	2.0	0.61	ug/L			03/08/24 14:08	2
Hexachlorobutadiene	2.3	U	4.0	2.3	ug/L			03/08/24 14:08	2
2-Hexanone	3.4	U	10	3.4	ug/L			03/08/24 14:08	2
Isopropylbenzene	0.73	U	2.0	0.73	ug/L			03/08/24 14:08	2
4-Isopropyltoluene	0.86	U	2.0	0.86	ug/L			03/08/24 14:08	2
Methylene Chloride	1.9	U	2.0	1.9	ug/L			03/08/24 14:08	2
4-Methyl-2-pentanone	2.0	U	10	2.0	ug/L			03/08/24 14:08	2
Naphthalene	1.3	U	4.0	1.3	ug/L			03/08/24 14:08	2
n-Propylbenzene	1.1	U	2.0	1.1	ug/L			03/08/24 14:08	2
Styrene	0.71	U	2.0	0.71	ug/L			03/08/24 14:08	2
1,1,1,2-Tetrachloroethane	1.2	U	2.0	1.2	ug/L			03/08/24 14:08	2
1,1,2,2-Tetrachloroethane	0.42	U	2.0	0.42	ug/L			03/08/24 14:08	2
Tetrachloroethene	0.81	U	2.0	0.81	ug/L			03/08/24 14:08	2
Toluene	0.64	U	2.0	0.64	ug/L			03/08/24 14:08	2
1,2,3-Trichlorobenzene	1.4	U	4.0	1.4	ug/L			03/08/24 14:08	2
1,2,4-Trichlorobenzene	1.2	U	2.0	1.2	ug/L			03/08/24 14:08	2
1,1,1-Trichloroethane	0.78	U	2.0	0.78	ug/L			03/08/24 14:08	2
1,1,2-Trichloroethane	0.54	U	2.0	0.54	ug/L			03/08/24 14:08	2
Trichloroethene	0.60	U N	2.0	0.60	ug/L			03/08/24 14:08	2
Trichlorofluoromethane	1.1	U	2.0	1.1	ug/L			03/08/24 14:08	2
1,2,3-Trichloropropane	1.7	U	2.0	1.7	ug/L			03/08/24 14:08	2
1,2,4-Trimethylbenzene	0.30	U	2.0	0.30	ug/L			03/08/24 14:08	2
1,3,5-Trimethylbenzene	0.74	U	2.0	0.74	ug/L			03/08/24 14:08	2
Vinyl chloride	1.0	U	4.0	1.0	ug/L			03/08/24 14:08	2
Xylenes, Total	0.66	U	2.0	0.66	ug/L			03/08/24 14:08	2
1,2-Dibromoethane	0.81	U	2.0	0.81	ug/L			03/08/24 14:08	2

Surrogate	*%Recovery*	*Qualifier*	*Limits*	*Prepared*	*Analyzed*	*Dil Fac*
1,2-Dichloroethane-d4 (Surr)	*93*		*70 - 127*		*03/08/24 14:08*	*2*
Toluene-d8 (Surr)	*95*		*80 - 125*		*03/08/24 14:08*	*2*
4-Bromofluorobenzene (Surr)	*95*		*78 - 120*		*03/08/24 14:08*	*2*
Dibromofluoromethane (Surr)	*102*		*77 - 120*		*03/08/24 14:08*	*2*

Method: SW846 8260B - Volatile Organic Compounds (GC/MS)

Client Sample ID: PIN12-05.2402003-020
Date Collected: 03/04/24 09:50
Date Received: 03/07/24 09:30

Lab Sample ID: 280-188501-4
Matrix: Water

Analyte	Result	Qualifier	LOQ	DL	Unit	D	Prepared	Analyzed	Dil Fac
Acetone	26	U	60	26	ug/L			03/08/24 14:28	4
Benzene	1.2	U	4.0	1.2	ug/L			03/08/24 14:28	4
Bromobenzene	1.6	U	4.0	1.6	ug/L			03/08/24 14:28	4
Bromochloromethane	1.6	U	4.0	1.6	ug/L			03/08/24 14:28	4
Bromodichloromethane	1.5	U	4.0	1.5	ug/L			03/08/24 14:28	4
Bromoform	4.8	U	8.0	4.8	ug/L			03/08/24 14:28	4
Bromomethane	9.4	U	4.0	9.4	ug/L			03/08/24 14:28	4
2-Butanone (MEK)	24	U	20	24	ug/L			03/08/24 14:28	4
n-Butylbenzene	1.9	U	4.0	1.9	ug/L			03/08/24 14:28	4
sec-Butylbenzene	1.8	U	4.0	1.8	ug/L			03/08/24 14:28	4
tert-Butylbenzene	1.7	U	4.0	1.7	ug/L			03/08/24 14:28	4
Carbon disulfide	2.5	U	4.0	2.5	ug/L			03/08/24 14:28	4
Carbon tetrachloride	2.3	U	4.0	2.3	ug/L			03/08/24 14:28	4
Chlorobenzene	1.7	U	4.0	1.7	ug/L			03/08/24 14:28	4
Dibromochloromethane	2.5	U	8.0	2.5	ug/L			03/08/24 14:28	4
Chloroethane	5.5	U	4.0	5.5	ug/L			03/08/24 14:28	4
Chloroform	1.4	U	4.0	1.4	ug/L			03/08/24 14:28	4
Chloromethane	3.0	U	4.0	3.0	ug/L			03/08/24 14:28	4
2-Chlorotoluene	1.4	U	4.0	1.4	ug/L			03/08/24 14:28	4
4-Chlorotoluene	0.84	U	4.0	0.84	ug/L			03/08/24 14:28	4
1,2-Dibromo-3-Chloropropane	7.0	U	4.0	7.0	ug/L			03/08/24 14:28	4
Dibromomethane	1.4	U	4.0	1.4	ug/L			03/08/24 14:28	4
1,2-Dichlorobenzene	1.5	U	4.0	1.5	ug/L			03/08/24 14:28	4
1,3-Dichlorobenzene	1.3	U	4.0	1.3	ug/L			03/08/24 14:28	4
1,4-Dichlorobenzene	1.6	U	4.0	1.6	ug/L			03/08/24 14:28	4
Dichlorodifluoromethane	3.8	U	4.0	3.8	ug/L			03/08/24 14:28	4
1,1-Dichloroethane	0.88	U	4.0	0.88	ug/L			03/08/24 14:28	4
1,2-Dichloroethane	2.2	U	4.0	2.2	ug/L			03/08/24 14:28	4
cis-1,2-Dichloroethene	1.3	U	4.0	1.3	ug/L			03/08/24 14:28	4
trans-1,2-Dichloroethene	1.5	U	4.0	1.5	ug/L			03/08/24 14:28	4
1,1-Dichloroethene	0.92	U	4.0	0.92	ug/L			03/08/24 14:28	4
1,2-Dichloropropane	2.1	U	4.0	2.1	ug/L			03/08/24 14:28	4
1,3-Dichloropropane	1.5	U	4.0	1.5	ug/L			03/08/24 14:28	4
2,2-Dichloropropane	1.5	U	4.0	1.5	ug/L			03/08/24 14:28	4
cis-1,3-Dichloropropene	2.5	U	8.0	2.5	ug/L			03/08/24 14:28	4
trans-1,3-Dichloropropene	2.6	U	4.0	2.6	ug/L			03/08/24 14:28	4
1,1-Dichloropropene	1.7	U	4.0	1.7	ug/L			03/08/24 14:28	4
Ethylbenzene	1.2	U	4.0	1.2	ug/L			03/08/24 14:28	4
Hexachlorobutadiene	4.7	U	8.0	4.7	ug/L			03/08/24 14:28	4
2-Hexanone	6.8	U	20	6.8	ug/L			03/08/24 14:28	4
Isopropylbenzene	1.5	U	4.0	1.5	ug/L			03/08/24 14:28	4
4-Isopropyltoluene	1.7	U	4.0	1.7	ug/L			03/08/24 14:28	4
Methylene Chloride	3.8	U	4.0	3.8	ug/L			03/08/24 14:28	4
4-Methyl-2-pentanone	3.9	U	20	3.9	ug/L			03/08/24 14:28	4
Naphthalene	2.5	U	8.0	2.5	ug/L			03/08/24 14:28	4
n-Propylbenzene	2.1	U	4.0	2.1	ug/L			03/08/24 14:28	4
Styrene	1.4	U	4.0	1.4	ug/L			03/08/24 14:28	4
1,1,1,2-Tetrachloroethane	2.3	U	4.0	2.3	ug/L			03/08/24 14:28	4
1,1,2,2-Tetrachloroethane	0.84	U	4.0	0.84	ug/L			03/08/24 14:28	4

Method: SW846 8260B - Volatile Organic Compounds (GC/MS) (Continued)

Client Sample ID: PIN12-05.2402003-020 — **Lab Sample ID: 280-188501-4**
Date Collected: 03/04/24 09:50 — **Matrix: Water**
Date Received: 03/07/24 09:30

Analyte	Result	Qualifier	LOQ	DL	Unit	D	Prepared	Analyzed	Dil Fac
Tetrachloroethene	1.6	U	4.0	1.6	ug/L			03/08/24 14:28	4
Toluene	1.3	U	4.0	1.3	ug/L			03/08/24 14:28	4
1,2,3-Trichlorobenzene	2.8	U	8.0	2.8	ug/L			03/08/24 14:28	4
1,2,4-Trichlorobenzene	2.3	U	4.0	2.3	ug/L			03/08/24 14:28	4
1,1,1-Trichloroethane	1.6	U	4.0	1.6	ug/L			03/08/24 14:28	4
1,1,2-Trichloroethane	1.1	U	4.0	1.1	ug/L			03/08/24 14:28	4
Trichloroethene	1.2	U N	4.0	1.2	ug/L			03/08/24 14:28	4
Trichlorofluoromethane	2.3	U	4.0	2.3	ug/L			03/08/24 14:28	4
1,2,3-Trichloropropane	3.4	U	4.0	3.4	ug/L			03/08/24 14:28	4
1,2,4-Trimethylbenzene	0.60	U	4.0	0.60	ug/L			03/08/24 14:28	4
1,3,5-Trimethylbenzene	1.5	U	4.0	1.5	ug/L			03/08/24 14:28	4
Vinyl chloride	2.0	U	8.0	2.0	ug/L			03/08/24 14:28	4
Xylenes, Total	1.3	U	4.0	1.3	ug/L			03/08/24 14:28	4
1,2-Dibromoethane	1.6	U	4.0	1.6	ug/L			03/08/24 14:28	4

Surrogate	*%Recovery*	*Qualifier*	*Limits*	*Prepared*	*Analyzed*	*Dil Fac*
1,2-Dichloroethane-d4 (Surr)	*94*		*70 - 127*		*03/08/24 14:28*	*4*
Toluene-d8 (Surr)	*94*		*80 - 125*		*03/08/24 14:28*	*4*
4-Bromofluorobenzene (Surr)	*96*		*78 - 120*		*03/08/24 14:28*	*4*
Dibromofluoromethane (Surr)	*104*		*77 - 120*		*03/08/24 14:28*	*4*

Client Sample ID: PIN12-05.2402003-021 — **Lab Sample ID: 280-188501-5**
Date Collected: 03/04/24 09:25 — **Matrix: Water**
Date Received: 03/07/24 09:30

Analyte	Result	Qualifier	LOQ	DL	Unit	D	Prepared	Analyzed	Dil Fac
Acetone	26	U	60	26	ug/L			03/08/24 14:49	4
Benzene	1.2	U	4.0	1.2	ug/L			03/08/24 14:49	4
Bromobenzene	1.6	U	4.0	1.6	ug/L			03/08/24 14:49	4
Bromochloromethane	1.6	U	4.0	1.6	ug/L			03/08/24 14:49	4
Bromodichloromethane	1.5	U	4.0	1.5	ug/L			03/08/24 14:49	4
Bromoform	4.8	U	8.0	4.8	ug/L			03/08/24 14:49	4
Bromomethane	9.4	U	4.0	9.4	ug/L			03/08/24 14:49	4
2-Butanone (MEK)	24	U	20	24	ug/L			03/08/24 14:49	4
n-Butylbenzene	1.9	U	4.0	1.9	ug/L			03/08/24 14:49	4
sec-Butylbenzene	1.8	U	4.0	1.8	ug/L			03/08/24 14:49	4
tert-Butylbenzene	1.7	U	4.0	1.7	ug/L			03/08/24 14:49	4
Carbon disulfide	2.5	U	4.0	2.5	ug/L			03/08/24 14:49	4
Carbon tetrachloride	2.3	U	4.0	2.3	ug/L			03/08/24 14:49	4
Chlorobenzene	1.7	U	4.0	1.7	ug/L			03/08/24 14:49	4
Dibromochloromethane	2.5	U	8.0	2.5	ug/L			03/08/24 14:49	4
Chloroethane	5.5	U	4.0	5.5	ug/L			03/08/24 14:49	4
Chloroform	1.4	U	4.0	1.4	ug/L			03/08/24 14:49	4
Chloromethane	3.0	U	4.0	3.0	ug/L			03/08/24 14:49	4
2-Chlorotoluene	1.4	U	4.0	1.4	ug/L			03/08/24 14:49	4
4-Chlorotoluene	0.84	U	4.0	0.84	ug/L			03/08/24 14:49	4
1,2-Dibromo-3-Chloropropane	7.0	U	4.0	7.0	ug/L			03/08/24 14:49	4
Dibromomethane	1.4	U	4.0	1.4	ug/L			03/08/24 14:49	4
1,2-Dichlorobenzene	1.5	U	4.0	1.5	ug/L			03/08/24 14:49	4
1,3-Dichlorobenzene	1.3	U	4.0	1.3	ug/L			03/08/24 14:49	4
1,4-Dichlorobenzene	1.6	U	4.0	1.6	ug/L			03/08/24 14:49	4

Method: SW846 8260B - Volatile Organic Compounds (GC/MS) (Continued)

Client Sample ID: PIN12-05.2402003-021 **Lab Sample ID: 280-188501-5**
Date Collected: 03/04/24 09:25 **Matrix: Water**
Date Received: 03/07/24 09:30

Analyte	Result	Qualifier	LOQ	DL	Unit	D	Prepared	Analyzed	Dil Fac
Dichlorodifluoromethane	3.8	U	4.0	3.8	ug/L			03/08/24 14:49	4
1,1-Dichloroethane	0.88	U	4.0	0.88	ug/L			03/08/24 14:49	4
1,2-Dichloroethane	2.2	U	4.0	2.2	ug/L			03/08/24 14:49	4
cis-1,2-Dichloroethene	1.3	U	4.0	1.3	ug/L			03/08/24 14:49	4
trans-1,2-Dichloroethene	1.5	U	4.0	1.5	ug/L			03/08/24 14:49	4
1,1-Dichloroethene	0.92	U	4.0	0.92	ug/L			03/08/24 14:49	4
1,2-Dichloropropane	2.1	U	4.0	2.1	ug/L			03/08/24 14:49	4
1,3-Dichloropropane	1.5	U	4.0	1.5	ug/L			03/08/24 14:49	4
2,2-Dichloropropane	1.5	U	4.0	1.5	ug/L			03/08/24 14:49	4
cis-1,3-Dichloropropene	2.5	U	8.0	2.5	ug/L			03/08/24 14:49	4
trans-1,3-Dichloropropene	2.6	U	4.0	2.6	ug/L			03/08/24 14:49	4
1,1-Dichloropropene	1.7	U	4.0	1.7	ug/L			03/08/24 14:49	4
Ethylbenzene	1.2	U	4.0	1.2	ug/L			03/08/24 14:49	4
Hexachlorobutadiene	4.7	U	8.0	4.7	ug/L			03/08/24 14:49	4
2-Hexanone	6.8	U	20	6.8	ug/L			03/08/24 14:49	4
Isopropylbenzene	1.5	U	4.0	1.5	ug/L			03/08/24 14:49	4
4-Isopropyltoluene	1.7	U	4.0	1.7	ug/L			03/08/24 14:49	4
Methylene Chloride	3.8	U	4.0	3.8	ug/L			03/08/24 14:49	4
4-Methyl-2-pentanone	3.9	U	20	3.9	ug/L			03/08/24 14:49	4
Naphthalene	2.5	U	8.0	2.5	ug/L			03/08/24 14:49	4
n-Propylbenzene	2.1	U	4.0	2.1	ug/L			03/08/24 14:49	4
Styrene	1.4	U	4.0	1.4	ug/L			03/08/24 14:49	4
1,1,1,2-Tetrachloroethane	2.3	U	4.0	2.3	ug/L			03/08/24 14:49	4
1,1,2,2-Tetrachloroethane	0.84	U	4.0	0.84	ug/L			03/08/24 14:49	4
Tetrachloroethene	1.6	U	4.0	1.6	ug/L			03/08/24 14:49	4
Toluene	1.3	U	4.0	1.3	ug/L			03/08/24 14:49	4
1,2,3-Trichlorobenzene	2.8	U	8.0	2.8	ug/L			03/08/24 14:49	4
1,2,4-Trichlorobenzene	2.3	U	4.0	2.3	ug/L			03/08/24 14:49	4
1,1,1-Trichloroethane	1.6	U	4.0	1.6	ug/L			03/08/24 14:49	4
1,1,2-Trichloroethane	1.1	U	4.0	1.1	ug/L			03/08/24 14:49	4
Trichloroethene	1.2	U N	4.0	1.2	ug/L			03/08/24 14:49	4
Trichlorofluoromethane	2.3	U	4.0	2.3	ug/L			03/08/24 14:49	4
1,2,3-Trichloropropane	3.4	U	4.0	3.4	ug/L			03/08/24 14:49	4
1,2,4-Trimethylbenzene	0.60	U	4.0	0.60	ug/L			03/08/24 14:49	4
1,3,5-Trimethylbenzene	1.5	U	4.0	1.5	ug/L			03/08/24 14:49	4
Vinyl chloride	2.0	U	8.0	2.0	ug/L			03/08/24 14:49	4
Xylenes, Total	1.3	U	4.0	1.3	ug/L			03/08/24 14:49	4
1,2-Dibromoethane	1.6	U	4.0	1.6	ug/L			03/08/24 14:49	4

Surrogate	*%Recovery*	*Qualifier*	*Limits*	*Prepared*	*Analyzed*	*Dil Fac*
1,2-Dichloroethane-d4 (Surr)	*93*		*70 - 127*		*03/08/24 14:49*	*4*
Toluene-d8 (Surr)	*95*		*80 - 125*		*03/08/24 14:49*	*4*
4-Bromofluorobenzene (Surr)	*97*		*78 - 120*		*03/08/24 14:49*	*4*
Dibromofluoromethane (Surr)	*103*		*77 - 120*		*03/08/24 14:49*	*4*

Client Sample ID: PIN12-05.2402003-022 **Lab Sample ID: 280-188501-6**
Date Collected: 03/04/24 11:00 **Matrix: Water**
Date Received: 03/07/24 09:30

Analyte	Result	Qualifier	LOQ	DL	Unit	D	Prepared	Analyzed	Dil Fac
Acetone	26	U	60	26	ug/L			03/08/24 15:10	4

Method: SW846 8260B - Volatile Organic Compounds (GC/MS) (Continued)

Client Sample ID: PIN12-05.2402003-022
Date Collected: 03/04/24 11:00
Date Received: 03/07/24 09:30

Lab Sample ID: 280-188501-6
Matrix: Water

Analyte	Result	Qualifier	LOQ	DL	Unit	D	Prepared	Analyzed	Dil Fac
Benzene	1.2	U	4.0	1.2	ug/L			03/08/24 15:10	4
Bromobenzene	1.6	U	4.0	1.6	ug/L			03/08/24 15:10	4
Bromochloromethane	1.6	U	4.0	1.6	ug/L			03/08/24 15:10	4
Bromodichloromethane	1.5	U	4.0	1.5	ug/L			03/08/24 15:10	4
Bromoform	4.8	U	8.0	4.8	ug/L			03/08/24 15:10	4
Bromomethane	9.4	U	4.0	9.4	ug/L			03/08/24 15:10	4
2-Butanone (MEK)	24	U	20	24	ug/L			03/08/24 15:10	4
n-Butylbenzene	1.9	U	4.0	1.9	ug/L			03/08/24 15:10	4
sec-Butylbenzene	1.8	U	4.0	1.8	ug/L			03/08/24 15:10	4
tert-Butylbenzene	1.7	U	4.0	1.7	ug/L			03/08/24 15:10	4
Carbon disulfide	2.5	U	4.0	2.5	ug/L			03/08/24 15:10	4
Carbon tetrachloride	2.3	U	4.0	2.3	ug/L			03/08/24 15:10	4
Chlorobenzene	1.7	U	4.0	1.7	ug/L			03/08/24 15:10	4
Dibromochloromethane	2.5	U	8.0	2.5	ug/L			03/08/24 15:10	4
Chloroethane	5.5	U	4.0	5.5	ug/L			03/08/24 15:10	4
Chloroform	1.4	U	4.0	1.4	ug/L			03/08/24 15:10	4
Chloromethane	3.0	U	4.0	3.0	ug/L			03/08/24 15:10	4
2-Chlorotoluene	1.4	U	4.0	1.4	ug/L			03/08/24 15:10	4
4-Chlorotoluene	0.84	U	4.0	0.84	ug/L			03/08/24 15:10	4
1,2-Dibromo-3-Chloropropane	7.0	U	4.0	7.0	ug/L			03/08/24 15:10	4
Dibromomethane	1.4	U	4.0	1.4	ug/L			03/08/24 15:10	4
1,2-Dichlorobenzene	1.5	U	4.0	1.5	ug/L			03/08/24 15:10	4
1,3-Dichlorobenzene	1.3	U	4.0	1.3	ug/L			03/08/24 15:10	4
1,4-Dichlorobenzene	1.6	U	4.0	1.6	ug/L			03/08/24 15:10	4
Dichlorodifluoromethane	3.8	U	4.0	3.8	ug/L			03/08/24 15:10	4
1,1-Dichloroethane	0.88	U	4.0	0.88	ug/L			03/08/24 15:10	4
1,2-Dichloroethane	2.2	U	4.0	2.2	ug/L			03/08/24 15:10	4
cis-1,2-Dichloroethene	1.3	U	4.0	1.3	ug/L			03/08/24 15:10	4
trans-1,2-Dichloroethene	1.5	U	4.0	1.5	ug/L			03/08/24 15:10	4
1,1-Dichloroethene	0.92	U	4.0	0.92	ug/L			03/08/24 15:10	4
1,2-Dichloropropane	2.1	U	4.0	2.1	ug/L			03/08/24 15:10	4
1,3-Dichloropropane	1.5	U	4.0	1.5	ug/L			03/08/24 15:10	4
2,2-Dichloropropane	1.5	U	4.0	1.5	ug/L			03/08/24 15:10	4
cis-1,3-Dichloropropene	2.5	U	8.0	2.5	ug/L			03/08/24 15:10	4
trans-1,3-Dichloropropene	2.6	U	4.0	2.6	ug/L			03/08/24 15:10	4
1,1-Dichloropropene	1.7	U	4.0	1.7	ug/L			03/08/24 15:10	4
Ethylbenzene	1.2	U	4.0	1.2	ug/L			03/08/24 15:10	4
Hexachlorobutadiene	4.7	U	8.0	4.7	ug/L			03/08/24 15:10	4
2-Hexanone	6.8	U	20	6.8	ug/L			03/08/24 15:10	4
Isopropylbenzene	1.5	U	4.0	1.5	ug/L			03/08/24 15:10	4
4-Isopropyltoluene	1.7	U	4.0	1.7	ug/L			03/08/24 15:10	4
Methylene Chloride	3.8	U	4.0	3.8	ug/L			03/08/24 15:10	4
4-Methyl-2-pentanone	3.9	U	20	3.9	ug/L			03/08/24 15:10	4
Naphthalene	2.5	U	8.0	2.5	ug/L			03/08/24 15:10	4
n-Propylbenzene	2.1	U	4.0	2.1	ug/L			03/08/24 15:10	4
Styrene	1.4	U	4.0	1.4	ug/L			03/08/24 15:10	4
1,1,1,2-Tetrachloroethane	2.3	U	4.0	2.3	ug/L			03/08/24 15:10	4
1,1,2,2-Tetrachloroethane	0.84	U	4.0	0.84	ug/L			03/08/24 15:10	4
Tetrachloroethene	1.6	U	4.0	1.6	ug/L			03/08/24 15:10	4

Method: SW846 8260B - Volatile Organic Compounds (GC/MS) (Continued)

Client Sample ID: PIN12-05.2402003-022 — **Lab Sample ID: 280-188501-6**
Date Collected: 03/04/24 11:00 — **Matrix: Water**
Date Received: 03/07/24 09:30

Analyte	Result	Qualifier	LOQ	DL	Unit	D	Prepared	Analyzed	Dil Fac
Toluene	1.3	U	4.0	1.3	ug/L			03/08/24 15:10	4
1,2,3-Trichlorobenzene	2.8	U	8.0	2.8	ug/L			03/08/24 15:10	4
1,2,4-Trichlorobenzene	2.3	U	4.0	2.3	ug/L			03/08/24 15:10	4
1,1,1-Trichloroethane	1.6	U	4.0	1.6	ug/L			03/08/24 15:10	4
1,1,2-Trichloroethane	1.1	U	4.0	1.1	ug/L			03/08/24 15:10	4
Trichloroethene	1.2	U N	4.0	1.2	ug/L			03/08/24 15:10	4
Trichlorofluoromethane	2.3	U	4.0	2.3	ug/L			03/08/24 15:10	4
1,2,3-Trichloropropane	3.4	U	4.0	3.4	ug/L			03/08/24 15:10	4
1,2,4-Trimethylbenzene	0.60	U	4.0	0.60	ug/L			03/08/24 15:10	4
1,3,5-Trimethylbenzene	1.5	U	4.0	1.5	ug/L			03/08/24 15:10	4
Vinyl chloride	2.0	U	8.0	2.0	ug/L			03/08/24 15:10	4
Xylenes, Total	1.3	U	4.0	1.3	ug/L			03/08/24 15:10	4
1,2-Dibromoethane	1.6	U	4.0	1.6	ug/L			03/08/24 15:10	4

Surrogate	*%Recovery*	*Qualifier*	*Limits*	*Prepared*	*Analyzed*	*Dil Fac*
1,2-Dichloroethane-d4 (Surr)	*93*		*70 - 127*		*03/08/24 15:10*	*4*
Toluene-d8 (Surr)	*94*		*80 - 125*		*03/08/24 15:10*	*4*
4-Bromofluorobenzene (Surr)	*96*		*78 - 120*		*03/08/24 15:10*	*4*
Dibromofluoromethane (Surr)	*103*		*77 - 120*		*03/08/24 15:10*	*4*

Client Sample ID: PIN12-05.2402003-023 — **Lab Sample ID: 280-188501-7**
Date Collected: 03/04/24 10:40 — **Matrix: Water**
Date Received: 03/07/24 09:30

Analyte	Result	Qualifier	LOQ	DL	Unit	D	Prepared	Analyzed	Dil Fac
Acetone	26	U	60	26	ug/L			03/08/24 15:31	4
Benzene	1.2	U	4.0	1.2	ug/L			03/08/24 15:31	4
Bromobenzene	1.6	U	4.0	1.6	ug/L			03/08/24 15:31	4
Bromochloromethane	1.6	U	4.0	1.6	ug/L			03/08/24 15:31	4
Bromodichloromethane	1.5	U	4.0	1.5	ug/L			03/08/24 15:31	4
Bromoform	4.8	U	8.0	4.8	ug/L			03/08/24 15:31	4
Bromomethane	9.4	U	4.0	9.4	ug/L			03/08/24 15:31	4
2-Butanone (MEK)	24	U	20	24	ug/L			03/08/24 15:31	4
n-Butylbenzene	1.9	U	4.0	1.9	ug/L			03/08/24 15:31	4
sec-Butylbenzene	1.8	U	4.0	1.8	ug/L			03/08/24 15:31	4
tert-Butylbenzene	1.7	U	4.0	1.7	ug/L			03/08/24 15:31	4
Carbon disulfide	2.5	U	4.0	2.5	ug/L			03/08/24 15:31	4
Carbon tetrachloride	2.3	U	4.0	2.3	ug/L			03/08/24 15:31	4
Chlorobenzene	1.7	U	4.0	1.7	ug/L			03/08/24 15:31	4
Dibromochloromethane	2.5	U	8.0	2.5	ug/L			03/08/24 15:31	4
Chloroethane	5.5	U	4.0	5.5	ug/L			03/08/24 15:31	4
Chloroform	1.4	U	4.0	1.4	ug/L			03/08/24 15:31	4
Chloromethane	3.0	U	4.0	3.0	ug/L			03/08/24 15:31	4
2-Chlorotoluene	1.4	U	4.0	1.4	ug/L			03/08/24 15:31	4
4-Chlorotoluene	0.84	U	4.0	0.84	ug/L			03/08/24 15:31	4
1,2-Dibromo-3-Chloropropane	7.0	U	4.0	7.0	ug/L			03/08/24 15:31	4
Dibromomethane	1.4	U	4.0	1.4	ug/L			03/08/24 15:31	4
1,2-Dichlorobenzene	1.5	U	4.0	1.5	ug/L			03/08/24 15:31	4
1,3-Dichlorobenzene	1.3	U	4.0	1.3	ug/L			03/08/24 15:31	4
1,4-Dichlorobenzene	1.6	U	4.0	1.6	ug/L			03/08/24 15:31	4
Dichlorodifluoromethane	3.8	U	4.0	3.8	ug/L			03/08/24 15:31	4

Method: SW846 8260B - Volatile Organic Compounds (GC/MS) (Continued)

Client Sample ID: PIN12-05.2402003-023 — **Lab Sample ID: 280-188501-7**
Date Collected: 03/04/24 10:40 — **Matrix: Water**
Date Received: 03/07/24 09:30

Analyte	Result	Qualifier	LOQ	DL	Unit	D	Prepared	Analyzed	Dil Fac
1,1-Dichloroethane	0.88	U	4.0	0.88	ug/L			03/08/24 15:31	4
1,2-Dichloroethane	2.2	U	4.0	2.2	ug/L			03/08/24 15:31	4
cis-1,2-Dichloroethene	1.3	U	4.0	1.3	ug/L			03/08/24 15:31	4
trans-1,2-Dichloroethene	1.5	U	4.0	1.5	ug/L			03/08/24 15:31	4
1,1-Dichloroethene	0.92	U	4.0	0.92	ug/L			03/08/24 15:31	4
1,2-Dichloropropane	2.1	U	4.0	2.1	ug/L			03/08/24 15:31	4
1,3-Dichloropropane	1.5	U	4.0	1.5	ug/L			03/08/24 15:31	4
2,2-Dichloropropane	1.5	U	4.0	1.5	ug/L			03/08/24 15:31	4
cis-1,3-Dichloropropene	2.5	U	8.0	2.5	ug/L			03/08/24 15:31	4
trans-1,3-Dichloropropene	2.6	U	4.0	2.6	ug/L			03/08/24 15:31	4
1,1-Dichloropropene	1.7	U	4.0	1.7	ug/L			03/08/24 15:31	4
Ethylbenzene	1.2	U	4.0	1.2	ug/L			03/08/24 15:31	4
Hexachlorobutadiene	4.7	U	8.0	4.7	ug/L			03/08/24 15:31	4
2-Hexanone	6.8	U	20	6.8	ug/L			03/08/24 15:31	4
Isopropylbenzene	1.5	U	4.0	1.5	ug/L			03/08/24 15:31	4
4-Isopropyltoluene	1.7	U	4.0	1.7	ug/L			03/08/24 15:31	4
Methylene Chloride	3.8	U	4.0	3.8	ug/L			03/08/24 15:31	4
4-Methyl-2-pentanone	3.9	U	20	3.9	ug/L			03/08/24 15:31	4
Naphthalene	2.5	U	8.0	2.5	ug/L			03/08/24 15:31	4
n-Propylbenzene	2.1	U	4.0	2.1	ug/L			03/08/24 15:31	4
Styrene	1.4	U	4.0	1.4	ug/L			03/08/24 15:31	4
1,1,1,2-Tetrachloroethane	2.3	U	4.0	2.3	ug/L			03/08/24 15:31	4
1,1,2,2-Tetrachloroethane	0.84	U	4.0	0.84	ug/L			03/08/24 15:31	4
Tetrachloroethene	1.6	U	4.0	1.6	ug/L			03/08/24 15:31	4
Toluene	1.3	U	4.0	1.3	ug/L			03/08/24 15:31	4
1,2,3-Trichlorobenzene	2.8	U	8.0	2.8	ug/L			03/08/24 15:31	4
1,2,4-Trichlorobenzene	2.3	U	4.0	2.3	ug/L			03/08/24 15:31	4
1,1,1-Trichloroethane	1.6	U	4.0	1.6	ug/L			03/08/24 15:31	4
1,1,2-Trichloroethane	1.1	U	4.0	1.1	ug/L			03/08/24 15:31	4
Trichloroethene	1.2	U N	4.0	1.2	ug/L			03/08/24 15:31	4
Trichlorofluoromethane	2.3	U	4.0	2.3	ug/L			03/08/24 15:31	4
1,2,3-Trichloropropane	3.4	U	4.0	3.4	ug/L			03/08/24 15:31	4
1,2,4-Trimethylbenzene	0.60	U	4.0	0.60	ug/L			03/08/24 15:31	4
1,3,5-Trimethylbenzene	1.5	U	4.0	1.5	ug/L			03/08/24 15:31	4
Vinyl chloride	2.0	U	8.0	2.0	ug/L			03/08/24 15:31	4
Xylenes, Total	1.3	U	4.0	1.3	ug/L			03/08/24 15:31	4
1,2-Dibromoethane	1.6	U	4.0	1.6	ug/L			03/08/24 15:31	4

Surrogate	*%Recovery*	*Qualifier*	*Limits*	*Prepared*	*Analyzed*	*Dil Fac*
1,2-Dichloroethane-d4 (Surr)	*93*		*70 - 127*		*03/08/24 15:31*	*4*
Toluene-d8 (Surr)	*95*		*80 - 125*		*03/08/24 15:31*	*4*
4-Bromofluorobenzene (Surr)	*97*		*78 - 120*		*03/08/24 15:31*	*4*
Dibromofluoromethane (Surr)	*104*		*77 - 120*		*03/08/24 15:31*	*4*

Client Sample ID: PIN12-05.2402003-024 — **Lab Sample ID: 280-188501-8**
Date Collected: 03/04/24 13:40 — **Matrix: Water**
Date Received: 03/07/24 09:30

Analyte	Result	Qualifier	LOQ	DL	Unit	D	Prepared	Analyzed	Dil Fac
Acetone	26	U	60	26	ug/L			03/08/24 15:52	4
Benzene	1.2	U	4.0	1.2	ug/L			03/08/24 15:52	4

Method: SW846 8260B - Volatile Organic Compounds (GC/MS) (Continued)

Client Sample ID: PIN12-05.2402003-024
Date Collected: 03/04/24 13:40
Date Received: 03/07/24 09:30

Lab Sample ID: 280-188501-8
Matrix: Water

Analyte	Result	Qualifier	LOQ	DL	Unit	D	Prepared	Analyzed	Dil Fac
Bromobenzene	1.6	U	4.0	1.6	ug/L			03/08/24 15:52	4
Bromochloromethane	1.6	U	4.0	1.6	ug/L			03/08/24 15:52	4
Bromodichloromethane	1.5	U	4.0	1.5	ug/L			03/08/24 15:52	4
Bromoform	4.8	U	8.0	4.8	ug/L			03/08/24 15:52	4
Bromomethane	9.4	U	4.0	9.4	ug/L			03/08/24 15:52	4
2-Butanone (MEK)	24	U	20	24	ug/L			03/08/24 15:52	4
n-Butylbenzene	1.9	U	4.0	1.9	ug/L			03/08/24 15:52	4
sec-Butylbenzene	1.8	U	4.0	1.8	ug/L			03/08/24 15:52	4
tert-Butylbenzene	1.7	U	4.0	1.7	ug/L			03/08/24 15:52	4
Carbon disulfide	2.5	U	4.0	2.5	ug/L			03/08/24 15:52	4
Carbon tetrachloride	2.3	U	4.0	2.3	ug/L			03/08/24 15:52	4
Chlorobenzene	1.7	U	4.0	1.7	ug/L			03/08/24 15:52	4
Dibromochloromethane	2.5	U	8.0	2.5	ug/L			03/08/24 15:52	4
Chloroethane	5.5	U	4.0	5.5	ug/L			03/08/24 15:52	4
Chloroform	1.4	U	4.0	1.4	ug/L			03/08/24 15:52	4
Chloromethane	3.0	U	4.0	3.0	ug/L			03/08/24 15:52	4
2-Chlorotoluene	1.4	U	4.0	1.4	ug/L			03/08/24 15:52	4
4-Chlorotoluene	0.84	U	4.0	0.84	ug/L			03/08/24 15:52	4
1,2-Dibromo-3-Chloropropane	7.0	U	4.0	7.0	ug/L			03/08/24 15:52	4
Dibromomethane	1.4	U	4.0	1.4	ug/L			03/08/24 15:52	4
1,2-Dichlorobenzene	1.5	U	4.0	1.5	ug/L			03/08/24 15:52	4
1,3-Dichlorobenzene	1.3	U	4.0	1.3	ug/L			03/08/24 15:52	4
1,4-Dichlorobenzene	1.6	U	4.0	1.6	ug/L			03/08/24 15:52	4
Dichlorodifluoromethane	3.8	U	4.0	3.8	ug/L			03/08/24 15:52	4
1,1-Dichloroethane	0.88	U	4.0	0.88	ug/L			03/08/24 15:52	4
1,2-Dichloroethane	2.2	U	4.0	2.2	ug/L			03/08/24 15:52	4
cis-1,2-Dichloroethene	1.3	U	4.0	1.3	ug/L			03/08/24 15:52	4
trans-1,2-Dichloroethene	1.5	U	4.0	1.5	ug/L			03/08/24 15:52	4
1,1-Dichloroethene	0.92	U	4.0	0.92	ug/L			03/08/24 15:52	4
1,2-Dichloropropane	2.1	U	4.0	2.1	ug/L			03/08/24 15:52	4
1,3-Dichloropropane	1.5	U	4.0	1.5	ug/L			03/08/24 15:52	4
2,2-Dichloropropane	1.5	U	4.0	1.5	ug/L			03/08/24 15:52	4
cis-1,3-Dichloropropene	2.5	U	8.0	2.5	ug/L			03/08/24 15:52	4
trans-1,3-Dichloropropene	2.6	U	4.0	2.6	ug/L			03/08/24 15:52	4
1,1-Dichloropropene	1.7	U	4.0	1.7	ug/L			03/08/24 15:52	4
Ethylbenzene	1.2	U	4.0	1.2	ug/L			03/08/24 15:52	4
Hexachlorobutadiene	4.7	U	8.0	4.7	ug/L			03/08/24 15:52	4
2-Hexanone	6.8	U	20	6.8	ug/L			03/08/24 15:52	4
Isopropylbenzene	1.5	U	4.0	1.5	ug/L			03/08/24 15:52	4
4-Isopropyltoluene	1.7	U	4.0	1.7	ug/L			03/08/24 15:52	4
Methylene Chloride	3.8	U	4.0	3.8	ug/L			03/08/24 15:52	4
4-Methyl-2-pentanone	3.9	U	20	3.9	ug/L			03/08/24 15:52	4
Naphthalene	2.5	U	8.0	2.5	ug/L			03/08/24 15:52	4
n-Propylbenzene	2.1	U	4.0	2.1	ug/L			03/08/24 15:52	4
Styrene	1.4	U	4.0	1.4	ug/L			03/08/24 15:52	4
1,1,1,2-Tetrachloroethane	2.3	U	4.0	2.3	ug/L			03/08/24 15:52	4
1,1,2,2-Tetrachloroethane	0.84	U	4.0	0.84	ug/L			03/08/24 15:52	4
Tetrachloroethene	1.6	U	4.0	1.6	ug/L			03/08/24 15:52	4
Toluene	1.3	U	4.0	1.3	ug/L			03/08/24 15:52	4

Method: SW846 8260B - Volatile Organic Compounds (GC/MS) (Continued)

Client Sample ID: PIN12-05.2402003-024 — **Lab Sample ID: 280-188501-8**
Date Collected: 03/04/24 13:40 — **Matrix: Water**
Date Received: 03/07/24 09:30

Analyte	Result	Qualifier	LOQ	DL	Unit	D	Prepared	Analyzed	Dil Fac
1,2,3-Trichlorobenzene	2.8	U	8.0	2.8	ug/L			03/08/24 15:52	4
1,2,4-Trichlorobenzene	2.3	U	4.0	2.3	ug/L			03/08/24 15:52	4
1,1,1-Trichloroethane	1.6	U	4.0	1.6	ug/L			03/08/24 15:52	4
1,1,2-Trichloroethane	1.1	U	4.0	1.1	ug/L			03/08/24 15:52	4
Trichloroethene	1.2	U N	4.0	1.2	ug/L			03/08/24 15:52	4
Trichlorofluoromethane	2.3	U	4.0	2.3	ug/L			03/08/24 15:52	4
1,2,3-Trichloropropane	3.4	U	4.0	3.4	ug/L			03/08/24 15:52	4
1,2,4-Trimethylbenzene	0.60	U	4.0	0.60	ug/L			03/08/24 15:52	4
1,3,5-Trimethylbenzene	1.5	U	4.0	1.5	ug/L			03/08/24 15:52	4
Vinyl chloride	2.0	U	8.0	2.0	ug/L			03/08/24 15:52	4
Xylenes, Total	1.3	U	4.0	1.3	ug/L			03/08/24 15:52	4
1,2-Dibromoethane	1.6	U	4.0	1.6	ug/L			03/08/24 15:52	4

Surrogate	*%Recovery*	*Qualifier*	*Limits*	*Prepared*	*Analyzed*	*Dil Fac*
1,2-Dichloroethane-d4 (Surr)	*92*		*70 - 127*		*03/08/24 15:52*	*4*
Toluene-d8 (Surr)	*93*		*80 - 125*		*03/08/24 15:52*	*4*
4-Bromofluorobenzene (Surr)	*94*		*78 - 120*		*03/08/24 15:52*	*4*
Dibromofluoromethane (Surr)	*102*		*77 - 120*		*03/08/24 15:52*	*4*

Client Sample ID: PIN12-05.2402003-025 — **Lab Sample ID: 280-188501-9**
Date Collected: 03/04/24 13:20 — **Matrix: Water**
Date Received: 03/07/24 09:30

Analyte	Result	Qualifier	LOQ	DL	Unit	D	Prepared	Analyzed	Dil Fac
Acetone	26	U	60	26	ug/L			03/08/24 10:57	4
Benzene	1.2	U	4.0	1.2	ug/L			03/08/24 10:57	4
Bromobenzene	1.6	U	4.0	1.6	ug/L			03/08/24 10:57	4
Bromochloromethane	1.6	U	4.0	1.6	ug/L			03/08/24 10:57	4
Bromodichloromethane	1.5	U	4.0	1.5	ug/L			03/08/24 10:57	4
Bromoform	4.8	U	8.0	4.8	ug/L			03/08/24 10:57	4
Bromomethane	9.4	U	4.0	9.4	ug/L			03/08/24 10:57	4
2-Butanone (MEK)	**35**		20	24	ug/L			03/08/24 10:57	4
n-Butylbenzene	1.9	U	4.0	1.9	ug/L			03/08/24 10:57	4
sec-Butylbenzene	1.8	U	4.0	1.8	ug/L			03/08/24 10:57	4
tert-Butylbenzene	1.7	U	4.0	1.7	ug/L			03/08/24 10:57	4
Carbon disulfide	2.5	U	4.0	2.5	ug/L			03/08/24 10:57	4
Carbon tetrachloride	2.3	U	4.0	2.3	ug/L			03/08/24 10:57	4
Chlorobenzene	1.7	U	4.0	1.7	ug/L			03/08/24 10:57	4
Dibromochloromethane	2.5	U	8.0	2.5	ug/L			03/08/24 10:57	4
Chloroethane	5.5	U	4.0	5.5	ug/L			03/08/24 10:57	4
Chloroform	1.4	U	4.0	1.4	ug/L			03/08/24 10:57	4
Chloromethane	3.0	U	4.0	3.0	ug/L			03/08/24 10:57	4
2-Chlorotoluene	1.4	U	4.0	1.4	ug/L			03/08/24 10:57	4
4-Chlorotoluene	0.84	U	4.0	0.84	ug/L			03/08/24 10:57	4
1,2-Dibromo-3-Chloropropane	7.0	U	4.0	7.0	ug/L			03/08/24 10:57	4
Dibromomethane	1.4	U	4.0	1.4	ug/L			03/08/24 10:57	4
1,2-Dichlorobenzene	1.5	U	4.0	1.5	ug/L			03/08/24 10:57	4
1,3-Dichlorobenzene	1.3	U	4.0	1.3	ug/L			03/08/24 10:57	4
1,4-Dichlorobenzene	1.6	U	4.0	1.6	ug/L			03/08/24 10:57	4
Dichlorodifluoromethane	3.8	U	4.0	3.8	ug/L			03/08/24 10:57	4
1,1-Dichloroethane	0.88	U	4.0	0.88	ug/L			03/08/24 10:57	4

Method: SW846 8260B - Volatile Organic Compounds (GC/MS) (Continued)

Client Sample ID: PIN12-05.2402003-025 — **Lab Sample ID: 280-188501-9**
Date Collected: 03/04/24 13:20 — **Matrix: Water**
Date Received: 03/07/24 09:30

Analyte	Result	Qualifier	LOQ	DL	Unit	D	Prepared	Analyzed	Dil Fac
1,2-Dichloroethane	2.2	U	4.0	2.2	ug/L			03/08/24 10:57	4
cis-1,2-Dichloroethene	1.3	U	4.0	1.3	ug/L			03/08/24 10:57	4
trans-1,2-Dichloroethene	1.5	U	4.0	1.5	ug/L			03/08/24 10:57	4
1,1-Dichloroethene	0.92	U	4.0	0.92	ug/L			03/08/24 10:57	4
1,2-Dichloropropane	2.1	U	4.0	2.1	ug/L			03/08/24 10:57	4
1,3-Dichloropropane	1.5	U	4.0	1.5	ug/L			03/08/24 10:57	4
2,2-Dichloropropane	1.5	U	4.0	1.5	ug/L			03/08/24 10:57	4
cis-1,3-Dichloropropene	2.5	U	8.0	2.5	ug/L			03/08/24 10:57	4
trans-1,3-Dichloropropene	2.6	U	4.0	2.6	ug/L			03/08/24 10:57	4
1,1-Dichloropropene	1.7	U	4.0	1.7	ug/L			03/08/24 10:57	4
Ethylbenzene	1.2	U	4.0	1.2	ug/L			03/08/24 10:57	4
Hexachlorobutadiene	4.7	U	8.0	4.7	ug/L			03/08/24 10:57	4
2-Hexanone	6.8	U	20	6.8	ug/L			03/08/24 10:57	4
Isopropylbenzene	1.5	U	4.0	1.5	ug/L			03/08/24 10:57	4
4-Isopropyltoluene	1.7	U	4.0	1.7	ug/L			03/08/24 10:57	4
Methylene Chloride	3.8	U	4.0	3.8	ug/L			03/08/24 10:57	4
4-Methyl-2-pentanone	3.9	U	20	3.9	ug/L			03/08/24 10:57	4
Naphthalene	2.5	U	8.0	2.5	ug/L			03/08/24 10:57	4
n-Propylbenzene	2.1	U	4.0	2.1	ug/L			03/08/24 10:57	4
Styrene	1.4	U	4.0	1.4	ug/L			03/08/24 10:57	4
1,1,1,2-Tetrachloroethane	2.3	U	4.0	2.3	ug/L			03/08/24 10:57	4
1,1,2,2-Tetrachloroethane	0.84	U	4.0	0.84	ug/L			03/08/24 10:57	4
Tetrachloroethene	1.6	U	4.0	1.6	ug/L			03/08/24 10:57	4
Toluene	1.3	U	4.0	1.3	ug/L			03/08/24 10:57	4
1,2,3-Trichlorobenzene	2.8	U	8.0	2.8	ug/L			03/08/24 10:57	4
1,2,4-Trichlorobenzene	2.3	U	4.0	2.3	ug/L			03/08/24 10:57	4
1,1,1-Trichloroethane	1.6	U	4.0	1.6	ug/L			03/08/24 10:57	4
1,1,2-Trichloroethane	1.1	U	4.0	1.1	ug/L			03/08/24 10:57	4
Trichloroethene	1.2	U N	4.0	1.2	ug/L			03/08/24 10:57	4
Trichlorofluoromethane	2.3	U	4.0	2.3	ug/L			03/08/24 10:57	4
1,2,3-Trichloropropane	3.4	U	4.0	3.4	ug/L			03/08/24 10:57	4
1,2,4-Trimethylbenzene	0.60	U	4.0	0.60	ug/L			03/08/24 10:57	4
1,3,5-Trimethylbenzene	1.5	U	4.0	1.5	ug/L			03/08/24 10:57	4
Vinyl chloride	2.0	U	8.0	2.0	ug/L			03/08/24 10:57	4
Xylenes, Total	1.3	U	4.0	1.3	ug/L			03/08/24 10:57	4
1,2-Dibromoethane	1.6	U	4.0	1.6	ug/L			03/08/24 10:57	4

Surrogate	*%Recovery*	*Qualifier*	*Limits*	*Prepared*	*Analyzed*	*Dil Fac*
1,2-Dichloroethane-d4 (Surr)	*93*		*70 - 127*		*03/08/24 10:57*	*4*
Toluene-d8 (Surr)	*94*		*80 - 125*		*03/08/24 10:57*	*4*
4-Bromofluorobenzene (Surr)	*98*		*78 - 120*		*03/08/24 10:57*	*4*
Dibromofluoromethane (Surr)	*103*		*77 - 120*		*03/08/24 10:57*	*4*

Client Sample ID: PIN12-05.2402003-026 — **Lab Sample ID: 280-188501-10**
Date Collected: 03/04/24 13:05 — **Matrix: Water**
Date Received: 03/07/24 09:30

Analyte	Result	Qualifier	LOQ	DL	Unit	D	Prepared	Analyzed	Dil Fac
Acetone	6.6	U	15	6.6	ug/L			03/12/24 00:37	1
Benzene	0.31	U	1.0	0.31	ug/L			03/12/24 00:37	1
Bromobenzene	0.40	U	1.0	0.40	ug/L			03/12/24 00:37	1

Method: SW846 8260B - Volatile Organic Compounds (GC/MS) (Continued)

Client Sample ID: PIN12-05.2402003-026
Date Collected: 03/04/24 13:05
Date Received: 03/07/24 09:30

Lab Sample ID: 280-188501-10
Matrix: Water

Analyte	Result	Qualifier	LOQ	DL	Unit	D	Prepared	Analyzed	Dil Fac
Bromochloromethane	0.40	U	1.0	0.40	ug/L			03/12/24 00:37	1
Bromodichloromethane	0.39	U	1.0	0.39	ug/L			03/12/24 00:37	1
Bromoform	1.2	U	2.0	1.2	ug/L			03/12/24 00:37	1
Bromomethane	2.4	U	1.0	2.4	ug/L			03/12/24 00:37	1
2-Butanone (MEK)	6.0	U	5.0	6.0	ug/L			03/12/24 00:37	1
n-Butylbenzene	0.48	U	1.0	0.48	ug/L			03/12/24 00:37	1
sec-Butylbenzene	0.45	U	1.0	0.45	ug/L			03/12/24 00:37	1
tert-Butylbenzene	0.42	U	1.0	0.42	ug/L			03/12/24 00:37	1
Carbon disulfide	0.63	U	1.0	0.63	ug/L			03/12/24 00:37	1
Carbon tetrachloride	0.57	U	1.0	0.57	ug/L			03/12/24 00:37	1
Chlorobenzene	0.42	U	1.0	0.42	ug/L			03/12/24 00:37	1
Dibromochloromethane	0.62	U	2.0	0.62	ug/L			03/12/24 00:37	1
Chloroethane	1.4	U	1.0	1.4	ug/L			03/12/24 00:37	1
Chloroform	0.36	U	1.0	0.36	ug/L			03/12/24 00:37	1
Chloromethane	0.75	U	1.0	0.75	ug/L			03/12/24 00:37	1
2-Chlorotoluene	0.34	U	1.0	0.34	ug/L			03/12/24 00:37	1
4-Chlorotoluene	0.21	U	1.0	0.21	ug/L			03/12/24 00:37	1
1,2-Dibromo-3-Chloropropane	1.8	U	1.0	1.8	ug/L			03/12/24 00:37	1
Dibromomethane	0.34	U	1.0	0.34	ug/L			03/12/24 00:37	1
1,2-Dichlorobenzene	0.37	U	1.0	0.37	ug/L			03/12/24 00:37	1
1,3-Dichlorobenzene	0.33	U	1.0	0.33	ug/L			03/12/24 00:37	1
1,4-Dichlorobenzene	0.39	U	1.0	0.39	ug/L			03/12/24 00:37	1
Dichlorodifluoromethane	0.96	U	1.0	0.96	ug/L			03/12/24 00:37	1
1,1-Dichloroethane	0.22	U	1.0	0.22	ug/L			03/12/24 00:37	1
1,2-Dichloroethane	0.54	U	1.0	0.54	ug/L			03/12/24 00:37	1
cis-1,2-Dichloroethene	0.32	U	1.0	0.32	ug/L			03/12/24 00:37	1
trans-1,2-Dichloroethene	0.37	U	1.0	0.37	ug/L			03/12/24 00:37	1
1,1-Dichloroethene	0.23	U	1.0	0.23	ug/L			03/12/24 00:37	1
1,2-Dichloropropane	0.52	U	1.0	0.52	ug/L			03/12/24 00:37	1
1,3-Dichloropropane	0.38	U	1.0	0.38	ug/L			03/12/24 00:37	1
2,2-Dichloropropane	0.38	U	1.0	0.38	ug/L			03/12/24 00:37	1
cis-1,3-Dichloropropene	0.63	U	2.0	0.63	ug/L			03/12/24 00:37	1
trans-1,3-Dichloropropene	0.65	U	1.0	0.65	ug/L			03/12/24 00:37	1
1,1-Dichloropropene	0.42	U	1.0	0.42	ug/L			03/12/24 00:37	1
Ethylbenzene	0.30	U	1.0	0.30	ug/L			03/12/24 00:37	1
Hexachlorobutadiene	1.2	U	2.0	1.2	ug/L			03/12/24 00:37	1
2-Hexanone	1.7	U	5.0	1.7	ug/L			03/12/24 00:37	1
Isopropylbenzene	0.36	U	1.0	0.36	ug/L			03/12/24 00:37	1
4-Isopropyltoluene	0.43	U	1.0	0.43	ug/L			03/12/24 00:37	1
Methylene Chloride	0.94	U	1.0	0.94	ug/L			03/12/24 00:37	1
4-Methyl-2-pentanone	0.98	U	5.0	0.98	ug/L			03/12/24 00:37	1
Naphthalene	0.63	U	2.0	0.63	ug/L			03/12/24 00:37	1
n-Propylbenzene	0.53	U	1.0	0.53	ug/L			03/12/24 00:37	1
Styrene	0.36	U	1.0	0.36	ug/L			03/12/24 00:37	1
1,1,1,2-Tetrachloroethane	0.58	U	1.0	0.58	ug/L			03/12/24 00:37	1
1,1,2,2-Tetrachloroethane	0.21	U	1.0	0.21	ug/L			03/12/24 00:37	1
Tetrachloroethene	0.40	U	1.0	0.40	ug/L			03/12/24 00:37	1
Toluene	0.32	U	1.0	0.32	ug/L			03/12/24 00:37	1
1,2,3-Trichlorobenzene	0.70	U	2.0	0.70	ug/L			03/12/24 00:37	1

Method: SW846 8260B - Volatile Organic Compounds (GC/MS) (Continued)

Client Sample ID: PIN12-05.2402003-026 — **Lab Sample ID: 280-188501-10**
Date Collected: 03/04/24 13:05 — **Matrix: Water**
Date Received: 03/07/24 09:30

Analyte	Result	Qualifier	LOQ	DL	Unit	D	Prepared	Analyzed	Dil Fac
1,2,4-Trichlorobenzene	0.58	U	1.0	0.58	ug/L			03/12/24 00:37	1
1,1,1-Trichloroethane	0.39	U	1.0	0.39	ug/L			03/12/24 00:37	1
1,1,2-Trichloroethane	0.27	U	1.0	0.27	ug/L			03/12/24 00:37	1
Trichloroethene	0.30	U	1.0	0.30	ug/L			03/12/24 00:37	1
Trichlorofluoromethane	0.57	U	1.0	0.57	ug/L			03/12/24 00:37	1
1,2,3-Trichloropropane	0.86	U	1.0	0.86	ug/L			03/12/24 00:37	1
1,2,4-Trimethylbenzene	0.15	U	1.0	0.15	ug/L			03/12/24 00:37	1
1,3,5-Trimethylbenzene	0.37	U	1.0	0.37	ug/L			03/12/24 00:37	1
Vinyl chloride	**0.91**	**J**	2.0	0.51	ug/L			03/12/24 00:37	1
Xylenes, Total	0.33	U	1.0	0.33	ug/L			03/12/24 00:37	1
1,2-Dibromoethane	0.40	U	1.0	0.40	ug/L			03/12/24 00:37	1

Surrogate	*%Recovery*	*Qualifier*	*Limits*	*Prepared*	*Analyzed*	*Dil Fac*
1,2-Dichloroethane-d4 (Surr)	*85*		*70 - 127*		*03/12/24 00:37*	*1*
Toluene-d8 (Surr)	*96*		*80 - 125*		*03/12/24 00:37*	*1*
4-Bromofluorobenzene (Surr)	*88*		*78 - 120*		*03/12/24 00:37*	*1*
Dibromofluoromethane (Surr)	*94*		*77 - 120*		*03/12/24 00:37*	*1*

Client Sample ID: PIN12-05.2402003-027 — **Lab Sample ID: 280-188501-11**
Date Collected: 03/05/24 09:10 — **Matrix: Water**
Date Received: 03/07/24 09:30

Analyte	Result	Qualifier	LOQ	DL	Unit	D	Prepared	Analyzed	Dil Fac
Acetone	26	U	60	26	ug/L			03/08/24 16:14	4
Benzene	1.2	U	4.0	1.2	ug/L			03/08/24 16:14	4
Bromobenzene	1.6	U	4.0	1.6	ug/L			03/08/24 16:14	4
Bromochloromethane	1.6	U	4.0	1.6	ug/L			03/08/24 16:14	4
Bromodichloromethane	1.5	U	4.0	1.5	ug/L			03/08/24 16:14	4
Bromoform	4.8	U	8.0	4.8	ug/L			03/08/24 16:14	4
Bromomethane	9.4	U	4.0	9.4	ug/L			03/08/24 16:14	4
2-Butanone (MEK)	24	U	20	24	ug/L			03/08/24 16:14	4
n-Butylbenzene	1.9	U	4.0	1.9	ug/L			03/08/24 16:14	4
sec-Butylbenzene	1.8	U	4.0	1.8	ug/L			03/08/24 16:14	4
tert-Butylbenzene	1.7	U	4.0	1.7	ug/L			03/08/24 16:14	4
Carbon disulfide	2.5	U	4.0	2.5	ug/L			03/08/24 16:14	4
Carbon tetrachloride	2.3	U	4.0	2.3	ug/L			03/08/24 16:14	4
Chlorobenzene	1.7	U	4.0	1.7	ug/L			03/08/24 16:14	4
Dibromochloromethane	2.5	U	8.0	2.5	ug/L			03/08/24 16:14	4
Chloroethane	5.5	U	4.0	5.5	ug/L			03/08/24 16:14	4
Chloroform	1.4	U	4.0	1.4	ug/L			03/08/24 16:14	4
Chloromethane	3.0	U	4.0	3.0	ug/L			03/08/24 16:14	4
2-Chlorotoluene	1.4	U	4.0	1.4	ug/L			03/08/24 16:14	4
4-Chlorotoluene	0.84	U	4.0	0.84	ug/L			03/08/24 16:14	4
1,2-Dibromo-3-Chloropropane	7.0	U	4.0	7.0	ug/L			03/08/24 16:14	4
Dibromomethane	1.4	U	4.0	1.4	ug/L			03/08/24 16:14	4
1,2-Dichlorobenzene	1.5	U	4.0	1.5	ug/L			03/08/24 16:14	4
1,3-Dichlorobenzene	1.3	U	4.0	1.3	ug/L			03/08/24 16:14	4
1,4-Dichlorobenzene	1.6	U	4.0	1.6	ug/L			03/08/24 16:14	4
Dichlorodifluoromethane	3.8	U	4.0	3.8	ug/L			03/08/24 16:14	4
1,1-Dichloroethane	0.88	U	4.0	0.88	ug/L			03/08/24 16:14	4
1,2-Dichloroethane	2.2	U	4.0	2.2	ug/L			03/08/24 16:14	4

Method: SW846 8260B - Volatile Organic Compounds (GC/MS) (Continued)

Client Sample ID: PIN12-05.2402003-027 — **Lab Sample ID: 280-188501-11**
Date Collected: 03/05/24 09:10 — **Matrix: Water**
Date Received: 03/07/24 09:30

Analyte	Result	Qualifier	LOQ	DL	Unit	D	Prepared	Analyzed	Dil Fac
cis-1,2-Dichloroethene	1.3	U	4.0	1.3	ug/L			03/08/24 16:14	4
trans-1,2-Dichloroethene	1.5	U	4.0	1.5	ug/L			03/08/24 16:14	4
1,1-Dichloroethene	0.92	U	4.0	0.92	ug/L			03/08/24 16:14	4
1,2-Dichloropropane	2.1	U	4.0	2.1	ug/L			03/08/24 16:14	4
1,3-Dichloropropane	1.5	U	4.0	1.5	ug/L			03/08/24 16:14	4
2,2-Dichloropropane	1.5	U	4.0	1.5	ug/L			03/08/24 16:14	4
cis-1,3-Dichloropropene	2.5	U	8.0	2.5	ug/L			03/08/24 16:14	4
trans-1,3-Dichloropropene	2.6	U	4.0	2.6	ug/L			03/08/24 16:14	4
1,1-Dichloropropene	1.7	U	4.0	1.7	ug/L			03/08/24 16:14	4
Ethylbenzene	1.2	U	4.0	1.2	ug/L			03/08/24 16:14	4
Hexachlorobutadiene	4.7	U	8.0	4.7	ug/L			03/08/24 16:14	4
2-Hexanone	6.8	U	20	6.8	ug/L			03/08/24 16:14	4
Isopropylbenzene	1.5	U	4.0	1.5	ug/L			03/08/24 16:14	4
4-Isopropyltoluene	1.7	U	4.0	1.7	ug/L			03/08/24 16:14	4
Methylene Chloride	3.8	U	4.0	3.8	ug/L			03/08/24 16:14	4
4-Methyl-2-pentanone	3.9	U	20	3.9	ug/L			03/08/24 16:14	4
Naphthalene	2.5	U	8.0	2.5	ug/L			03/08/24 16:14	4
n-Propylbenzene	2.1	U	4.0	2.1	ug/L			03/08/24 16:14	4
Styrene	1.4	U	4.0	1.4	ug/L			03/08/24 16:14	4
1,1,1,2-Tetrachloroethane	2.3	U	4.0	2.3	ug/L			03/08/24 16:14	4
1,1,2,2-Tetrachloroethane	0.84	U	4.0	0.84	ug/L			03/08/24 16:14	4
Tetrachloroethene	1.6	U	4.0	1.6	ug/L			03/08/24 16:14	4
Toluene	1.3	U	4.0	1.3	ug/L			03/08/24 16:14	4
1,2,3-Trichlorobenzene	2.8	U	8.0	2.8	ug/L			03/08/24 16:14	4
1,2,4-Trichlorobenzene	2.3	U	4.0	2.3	ug/L			03/08/24 16:14	4
1,1,1-Trichloroethane	1.6	U	4.0	1.6	ug/L			03/08/24 16:14	4
1,1,2-Trichloroethane	1.1	U	4.0	1.1	ug/L			03/08/24 16:14	4
Trichloroethene	1.2	U N	4.0	1.2	ug/L			03/08/24 16:14	4
Trichlorofluoromethane	2.3	U	4.0	2.3	ug/L			03/08/24 16:14	4
1,2,3-Trichloropropane	3.4	U	4.0	3.4	ug/L			03/08/24 16:14	4
1,2,4-Trimethylbenzene	0.60	U	4.0	0.60	ug/L			03/08/24 16:14	4
1,3,5-Trimethylbenzene	1.5	U	4.0	1.5	ug/L			03/08/24 16:14	4
Vinyl chloride	2.0	U	8.0	2.0	ug/L			03/08/24 16:14	4
Xylenes, Total	1.3	U	4.0	1.3	ug/L			03/08/24 16:14	4
1,2-Dibromoethane	1.6	U	4.0	1.6	ug/L			03/08/24 16:14	4

Surrogate	*%Recovery*	*Qualifier*	*Limits*	*Prepared*	*Analyzed*	*Dil Fac*
1,2-Dichloroethane-d4 (Surr)	*93*		*70 - 127*		*03/08/24 16:14*	*4*
Toluene-d8 (Surr)	*95*		*80 - 125*		*03/08/24 16:14*	*4*
4-Bromofluorobenzene (Surr)	*95*		*78 - 120*		*03/08/24 16:14*	*4*
Dibromofluoromethane (Surr)	*105*		*77 - 120*		*03/08/24 16:14*	*4*

Client Sample ID: PIN12-05.2402003-028 — **Lab Sample ID: 280-188501-12**
Date Collected: 03/05/24 09:20 — **Matrix: Water**
Date Received: 03/07/24 09:30

Analyte	Result	Qualifier	LOQ	DL	Unit	D	Prepared	Analyzed	Dil Fac
Acetone	26	U	60	26	ug/L			03/08/24 16:35	4
Benzene	1.2	U	4.0	1.2	ug/L			03/08/24 16:35	4
Bromobenzene	1.6	U	4.0	1.6	ug/L			03/08/24 16:35	4
Bromochloromethane	1.6	U	4.0	1.6	ug/L			03/08/24 16:35	4

Method: SW846 8260B - Volatile Organic Compounds (GC/MS) (Continued)

Client Sample ID: PIN12-05.2402003-028
Date Collected: 03/05/24 09:20
Date Received: 03/07/24 09:30

Lab Sample ID: 280-188501-12
Matrix: Water

Analyte	Result	Qualifier	LOQ	DL	Unit	D	Prepared	Analyzed	Dil Fac
Bromodichloromethane	1.5	U	4.0	1.5	ug/L			03/08/24 16:35	4
Bromoform	4.8	U	8.0	4.8	ug/L			03/08/24 16:35	4
Bromomethane	9.4	U	4.0	9.4	ug/L			03/08/24 16:35	4
2-Butanone (MEK)	24	U	20	24	ug/L			03/08/24 16:35	4
n-Butylbenzene	1.9	U	4.0	1.9	ug/L			03/08/24 16:35	4
sec-Butylbenzene	1.8	U	4.0	1.8	ug/L			03/08/24 16:35	4
tert-Butylbenzene	1.7	U	4.0	1.7	ug/L			03/08/24 16:35	4
Carbon disulfide	2.5	U	4.0	2.5	ug/L			03/08/24 16:35	4
Carbon tetrachloride	2.3	U	4.0	2.3	ug/L			03/08/24 16:35	4
Chlorobenzene	1.7	U	4.0	1.7	ug/L			03/08/24 16:35	4
Dibromochloromethane	2.5	U	8.0	2.5	ug/L			03/08/24 16:35	4
Chloroethane	5.5	U	4.0	5.5	ug/L			03/08/24 16:35	4
Chloroform	1.4	U	4.0	1.4	ug/L			03/08/24 16:35	4
Chloromethane	3.0	U	4.0	3.0	ug/L			03/08/24 16:35	4
2-Chlorotoluene	1.4	U	4.0	1.4	ug/L			03/08/24 16:35	4
4-Chlorotoluene	0.84	U	4.0	0.84	ug/L			03/08/24 16:35	4
1,2-Dibromo-3-Chloropropane	7.0	U	4.0	7.0	ug/L			03/08/24 16:35	4
Dibromomethane	1.4	U	4.0	1.4	ug/L			03/08/24 16:35	4
1,2-Dichlorobenzene	1.5	U	4.0	1.5	ug/L			03/08/24 16:35	4
1,3-Dichlorobenzene	1.3	U	4.0	1.3	ug/L			03/08/24 16:35	4
1,4-Dichlorobenzene	1.6	U	4.0	1.6	ug/L			03/08/24 16:35	4
Dichlorodifluoromethane	3.8	U	4.0	3.8	ug/L			03/08/24 16:35	4
1,1-Dichloroethane	0.88	U	4.0	0.88	ug/L			03/08/24 16:35	4
1,2-Dichloroethane	2.2	U	4.0	2.2	ug/L			03/08/24 16:35	4
cis-1,2-Dichloroethene	1.3	U	4.0	1.3	ug/L			03/08/24 16:35	4
trans-1,2-Dichloroethene	1.5	U	4.0	1.5	ug/L			03/08/24 16:35	4
1,1-Dichloroethene	0.92	U	4.0	0.92	ug/L			03/08/24 16:35	4
1,2-Dichloropropane	2.1	U	4.0	2.1	ug/L			03/08/24 16:35	4
1,3-Dichloropropane	1.5	U	4.0	1.5	ug/L			03/08/24 16:35	4
2,2-Dichloropropane	1.5	U	4.0	1.5	ug/L			03/08/24 16:35	4
cis-1,3-Dichloropropene	2.5	U	8.0	2.5	ug/L			03/08/24 16:35	4
trans-1,3-Dichloropropene	2.6	U	4.0	2.6	ug/L			03/08/24 16:35	4
1,1-Dichloropropene	1.7	U	4.0	1.7	ug/L			03/08/24 16:35	4
Ethylbenzene	1.2	U	4.0	1.2	ug/L			03/08/24 16:35	4
Hexachlorobutadiene	4.7	U	8.0	4.7	ug/L			03/08/24 16:35	4
2-Hexanone	6.8	U	20	6.8	ug/L			03/08/24 16:35	4
Isopropylbenzene	1.5	U	4.0	1.5	ug/L			03/08/24 16:35	4
4-Isopropyltoluene	1.7	U	4.0	1.7	ug/L			03/08/24 16:35	4
Methylene Chloride	3.8	U	4.0	3.8	ug/L			03/08/24 16:35	4
4-Methyl-2-pentanone	3.9	U	20	3.9	ug/L			03/08/24 16:35	4
Naphthalene	2.5	U	8.0	2.5	ug/L			03/08/24 16:35	4
n-Propylbenzene	2.1	U	4.0	2.1	ug/L			03/08/24 16:35	4
Styrene	1.4	U	4.0	1.4	ug/L			03/08/24 16:35	4
1,1,1,2-Tetrachloroethane	2.3	U	4.0	2.3	ug/L			03/08/24 16:35	4
1,1,2,2-Tetrachloroethane	0.84	U	4.0	0.84	ug/L			03/08/24 16:35	4
Tetrachloroethene	1.6	U	4.0	1.6	ug/L			03/08/24 16:35	4
Toluene	1.3	U	4.0	1.3	ug/L			03/08/24 16:35	4
1,2,3-Trichlorobenzene	2.8	U	8.0	2.8	ug/L			03/08/24 16:35	4
1,2,4-Trichlorobenzene	2.3	U	4.0	2.3	ug/L			03/08/24 16:35	4

Method: SW846 8260B - Volatile Organic Compounds (GC/MS) (Continued)

Client Sample ID: PIN12-05.2402003-028 — **Lab Sample ID: 280-188501-12**
Date Collected: 03/05/24 09:20 — **Matrix: Water**
Date Received: 03/07/24 09:30

Analyte	Result	Qualifier	LOQ	DL	Unit	D	Prepared	Analyzed	Dil Fac
1,1,1-Trichloroethane	1.6	U	4.0	1.6	ug/L			03/08/24 16:35	4
1,1,2-Trichloroethane	1.1	U	4.0	1.1	ug/L			03/08/24 16:35	4
Trichloroethene	1.2	U N	4.0	1.2	ug/L			03/08/24 16:35	4
Trichlorofluoromethane	2.3	U	4.0	2.3	ug/L			03/08/24 16:35	4
1,2,3-Trichloropropane	3.4	U	4.0	3.4	ug/L			03/08/24 16:35	4
1,2,4-Trimethylbenzene	0.60	U	4.0	0.60	ug/L			03/08/24 16:35	4
1,3,5-Trimethylbenzene	1.5	U	4.0	1.5	ug/L			03/08/24 16:35	4
Vinyl chloride	2.0	U	8.0	2.0	ug/L			03/08/24 16:35	4
Xylenes, Total	1.3	U	4.0	1.3	ug/L			03/08/24 16:35	4
1,2-Dibromoethane	1.6	U	4.0	1.6	ug/L			03/08/24 16:35	4

Surrogate	*%Recovery*	*Qualifier*	*Limits*	*Prepared*	*Analyzed*	*Dil Fac*
1,2-Dichloroethane-d4 (Surr)	*93*		*70 - 127*		*03/08/24 16:35*	*4*
Toluene-d8 (Surr)	*94*		*80 - 125*		*03/08/24 16:35*	*4*
4-Bromofluorobenzene (Surr)	*95*		*78 - 120*		*03/08/24 16:35*	*4*
Dibromofluoromethane (Surr)	*104*		*77 - 120*		*03/08/24 16:35*	*4*

Client Sample ID: PIN12-05.2402003-029 — **Lab Sample ID: 280-188501-13**
Date Collected: 03/04/24 15:45 — **Matrix: Water**
Date Received: 03/07/24 09:30

Analyte	Result	Qualifier	LOQ	DL	Unit	D	Prepared	Analyzed	Dil Fac
Acetone	6.6	U	15	6.6	ug/L			03/12/24 00:58	1
Benzene	0.31	U	1.0	0.31	ug/L			03/12/24 00:58	1
Bromobenzene	0.40	U	1.0	0.40	ug/L			03/12/24 00:58	1
Bromochloromethane	0.40	U	1.0	0.40	ug/L			03/12/24 00:58	1
Bromodichloromethane	0.39	U	1.0	0.39	ug/L			03/12/24 00:58	1
Bromoform	1.2	U	2.0	1.2	ug/L			03/12/24 00:58	1
Bromomethane	2.4	U	1.0	2.4	ug/L			03/12/24 00:58	1
2-Butanone (MEK)	6.0	U	5.0	6.0	ug/L			03/12/24 00:58	1
n-Butylbenzene	0.48	U	1.0	0.48	ug/L			03/12/24 00:58	1
sec-Butylbenzene	0.45	U	1.0	0.45	ug/L			03/12/24 00:58	1
tert-Butylbenzene	0.42	U	1.0	0.42	ug/L			03/12/24 00:58	1
Carbon disulfide	0.63	U	1.0	0.63	ug/L			03/12/24 00:58	1
Carbon tetrachloride	0.57	U	1.0	0.57	ug/L			03/12/24 00:58	1
Chlorobenzene	0.42	U	1.0	0.42	ug/L			03/12/24 00:58	1
Dibromochloromethane	0.62	U	2.0	0.62	ug/L			03/12/24 00:58	1
Chloroethane	1.4	U	1.0	1.4	ug/L			03/12/24 00:58	1
Chloroform	0.36	U	1.0	0.36	ug/L			03/12/24 00:58	1
Chloromethane	0.75	U	1.0	0.75	ug/L			03/12/24 00:58	1
2-Chlorotoluene	0.34	U	1.0	0.34	ug/L			03/12/24 00:58	1
4-Chlorotoluene	0.21	U	1.0	0.21	ug/L			03/12/24 00:58	1
1,2-Dibromo-3-Chloropropane	1.8	U	1.0	1.8	ug/L			03/12/24 00:58	1
Dibromomethane	0.34	U	1.0	0.34	ug/L			03/12/24 00:58	1
1,2-Dichlorobenzene	0.37	U	1.0	0.37	ug/L			03/12/24 00:58	1
1,3-Dichlorobenzene	0.33	U	1.0	0.33	ug/L			03/12/24 00:58	1
1,4-Dichlorobenzene	0.39	U	1.0	0.39	ug/L			03/12/24 00:58	1
Dichlorodifluoromethane	0.96	U	1.0	0.96	ug/L			03/12/24 00:58	1
1,1-Dichloroethane	0.22	U	1.0	0.22	ug/L			03/12/24 00:58	1
1,2-Dichloroethane	0.54	U	1.0	0.54	ug/L			03/12/24 00:58	1
cis-1,2-Dichloroethene	0.32	U	1.0	0.32	ug/L			03/12/24 00:58	1

Method: SW846 8260B - Volatile Organic Compounds (GC/MS) (Continued)

Client Sample ID: PIN12-05.2402003-029 — **Lab Sample ID: 280-188501-13**
Date Collected: 03/04/24 15:45 — **Matrix: Water**
Date Received: 03/07/24 09:30

Analyte	Result	Qualifier	LOQ	DL	Unit	D	Prepared	Analyzed	Dil Fac
trans-1,2-Dichloroethene	0.37	U	1.0	0.37	ug/L			03/12/24 00:58	1
1,1-Dichloroethene	0.23	U	1.0	0.23	ug/L			03/12/24 00:58	1
1,2-Dichloropropane	0.52	U	1.0	0.52	ug/L			03/12/24 00:58	1
1,3-Dichloropropane	0.38	U	1.0	0.38	ug/L			03/12/24 00:58	1
2,2-Dichloropropane	0.38	U	1.0	0.38	ug/L			03/12/24 00:58	1
cis-1,3-Dichloropropene	0.63	U	2.0	0.63	ug/L			03/12/24 00:58	1
trans-1,3-Dichloropropene	0.65	U	1.0	0.65	ug/L			03/12/24 00:58	1
1,1-Dichloropropene	0.42	U	1.0	0.42	ug/L			03/12/24 00:58	1
Ethylbenzene	0.30	U	1.0	0.30	ug/L			03/12/24 00:58	1
Hexachlorobutadiene	1.2	U	2.0	1.2	ug/L			03/12/24 00:58	1
2-Hexanone	1.7	U	5.0	1.7	ug/L			03/12/24 00:58	1
Isopropylbenzene	0.36	U	1.0	0.36	ug/L			03/12/24 00:58	1
4-Isopropyltoluene	0.43	U	1.0	0.43	ug/L			03/12/24 00:58	1
Methylene Chloride	0.94	U	1.0	0.94	ug/L			03/12/24 00:58	1
4-Methyl-2-pentanone	0.98	U	5.0	0.98	ug/L			03/12/24 00:58	1
Naphthalene	0.63	U	2.0	0.63	ug/L			03/12/24 00:58	1
n-Propylbenzene	0.53	U	1.0	0.53	ug/L			03/12/24 00:58	1
Styrene	0.36	U	1.0	0.36	ug/L			03/12/24 00:58	1
1,1,1,2-Tetrachloroethane	0.58	U	1.0	0.58	ug/L			03/12/24 00:58	1
1,1,2,2-Tetrachloroethane	0.21	U	1.0	0.21	ug/L			03/12/24 00:58	1
Tetrachloroethene	0.40	U	1.0	0.40	ug/L			03/12/24 00:58	1
Toluene	0.32	U	1.0	0.32	ug/L			03/12/24 00:58	1
1,2,3-Trichlorobenzene	0.70	U	2.0	0.70	ug/L			03/12/24 00:58	1
1,2,4-Trichlorobenzene	0.58	U	1.0	0.58	ug/L			03/12/24 00:58	1
1,1,1-Trichloroethane	0.39	U	1.0	0.39	ug/L			03/12/24 00:58	1
1,1,2-Trichloroethane	0.27	U	1.0	0.27	ug/L			03/12/24 00:58	1
Trichloroethene	0.30	U	1.0	0.30	ug/L			03/12/24 00:58	1
Trichlorofluoromethane	0.57	U	1.0	0.57	ug/L			03/12/24 00:58	1
1,2,3-Trichloropropane	0.86	U	1.0	0.86	ug/L			03/12/24 00:58	1
1,2,4-Trimethylbenzene	0.15	U	1.0	0.15	ug/L			03/12/24 00:58	1
1,3,5-Trimethylbenzene	0.37	U	1.0	0.37	ug/L			03/12/24 00:58	1
Vinyl chloride	0.51	U	2.0	0.51	ug/L			03/12/24 00:58	1
Xylenes, Total	0.33	U	1.0	0.33	ug/L			03/12/24 00:58	1
1,2-Dibromoethane	0.40	U	1.0	0.40	ug/L			03/12/24 00:58	1

Surrogate	*%Recovery*	*Qualifier*	*Limits*	*Prepared*	*Analyzed*	*Dil Fac*
1,2-Dichloroethane-d4 (Surr)	*84*		*70 - 127*		*03/12/24 00:58*	*1*
Toluene-d8 (Surr)	*95*		*80 - 125*		*03/12/24 00:58*	*1*
4-Bromofluorobenzene (Surr)	*90*		*78 - 120*		*03/12/24 00:58*	*1*
Dibromofluoromethane (Surr)	*94*		*77 - 120*		*03/12/24 00:58*	*1*

Client Sample ID: PIN12-05.2402003-030 — **Lab Sample ID: 280-188501-14**
Date Collected: 03/05/24 10:10 — **Matrix: Water**
Date Received: 03/07/24 09:30

Analyte	Result	Qualifier	LOQ	DL	Unit	D	Prepared	Analyzed	Dil Fac
Acetone	26	U	60	26	ug/L			03/08/24 16:56	4
Benzene	1.2	U	4.0	1.2	ug/L			03/08/24 16:56	4
Bromobenzene	1.6	U	4.0	1.6	ug/L			03/08/24 16:56	4
Bromochloromethane	1.6	U	4.0	1.6	ug/L			03/08/24 16:56	4
Bromodichloromethane	1.5	U	4.0	1.5	ug/L			03/08/24 16:56	4

Method: SW846 8260B - Volatile Organic Compounds (GC/MS) (Continued)

Client Sample ID: PIN12-05.2402003-030
Date Collected: 03/05/24 10:10
Date Received: 03/07/24 09:30

Lab Sample ID: 280-188501-14
Matrix: Water

Analyte	Result	Qualifier	LOQ	DL	Unit	D	Prepared	Analyzed	Dil Fac
Bromoform	4.8	U	8.0	4.8	ug/L			03/08/24 16:56	4
Bromomethane	9.4	U	4.0	9.4	ug/L			03/08/24 16:56	4
2-Butanone (MEK)	24	U	20	24	ug/L			03/08/24 16:56	4
n-Butylbenzene	1.9	U	4.0	1.9	ug/L			03/08/24 16:56	4
sec-Butylbenzene	1.8	U	4.0	1.8	ug/L			03/08/24 16:56	4
tert-Butylbenzene	1.7	U	4.0	1.7	ug/L			03/08/24 16:56	4
Carbon disulfide	2.5	U	4.0	2.5	ug/L			03/08/24 16:56	4
Carbon tetrachloride	2.3	U	4.0	2.3	ug/L			03/08/24 16:56	4
Chlorobenzene	1.7	U	4.0	1.7	ug/L			03/08/24 16:56	4
Dibromochloromethane	2.5	U	8.0	2.5	ug/L			03/08/24 16:56	4
Chloroethane	5.5	U	4.0	5.5	ug/L			03/08/24 16:56	4
Chloroform	1.4	U	4.0	1.4	ug/L			03/08/24 16:56	4
Chloromethane	3.0	U	4.0	3.0	ug/L			03/08/24 16:56	4
2-Chlorotoluene	1.4	U	4.0	1.4	ug/L			03/08/24 16:56	4
4-Chlorotoluene	0.84	U	4.0	0.84	ug/L			03/08/24 16:56	4
1,2-Dibromo-3-Chloropropane	7.0	U	4.0	7.0	ug/L			03/08/24 16:56	4
Dibromomethane	1.4	U	4.0	1.4	ug/L			03/08/24 16:56	4
1,2-Dichlorobenzene	1.5	U	4.0	1.5	ug/L			03/08/24 16:56	4
1,3-Dichlorobenzene	1.3	U	4.0	1.3	ug/L			03/08/24 16:56	4
1,4-Dichlorobenzene	1.6	U	4.0	1.6	ug/L			03/08/24 16:56	4
Dichlorodifluoromethane	3.8	U	4.0	3.8	ug/L			03/08/24 16:56	4
1,1-Dichloroethane	0.88	U	4.0	0.88	ug/L			03/08/24 16:56	4
1,2-Dichloroethane	2.2	U	4.0	2.2	ug/L			03/08/24 16:56	4
cis-1,2-Dichloroethene	1.3	U	4.0	1.3	ug/L			03/08/24 16:56	4
trans-1,2-Dichloroethene	1.5	U	4.0	1.5	ug/L			03/08/24 16:56	4
1,1-Dichloroethene	0.92	U	4.0	0.92	ug/L			03/08/24 16:56	4
1,2-Dichloropropane	2.1	U	4.0	2.1	ug/L			03/08/24 16:56	4
1,3-Dichloropropane	1.5	U	4.0	1.5	ug/L			03/08/24 16:56	4
2,2-Dichloropropane	1.5	U	4.0	1.5	ug/L			03/08/24 16:56	4
cis-1,3-Dichloropropene	2.5	U	8.0	2.5	ug/L			03/08/24 16:56	4
trans-1,3-Dichloropropene	2.6	U	4.0	2.6	ug/L			03/08/24 16:56	4
1,1-Dichloropropene	1.7	U	4.0	1.7	ug/L			03/08/24 16:56	4
Ethylbenzene	1.2	U	4.0	1.2	ug/L			03/08/24 16:56	4
Hexachlorobutadiene	4.7	U	8.0	4.7	ug/L			03/08/24 16:56	4
2-Hexanone	6.8	U	20	6.8	ug/L			03/08/24 16:56	4
Isopropylbenzene	1.5	U	4.0	1.5	ug/L			03/08/24 16:56	4
4-Isopropyltoluene	1.7	U	4.0	1.7	ug/L			03/08/24 16:56	4
Methylene Chloride	3.8	U	4.0	3.8	ug/L			03/08/24 16:56	4
4-Methyl-2-pentanone	3.9	U	20	3.9	ug/L			03/08/24 16:56	4
Naphthalene	2.5	U	8.0	2.5	ug/L			03/08/24 16:56	4
n-Propylbenzene	2.1	U	4.0	2.1	ug/L			03/08/24 16:56	4
Styrene	1.4	U	4.0	1.4	ug/L			03/08/24 16:56	4
1,1,1,2-Tetrachloroethane	2.3	U	4.0	2.3	ug/L			03/08/24 16:56	4
1,1,2,2-Tetrachloroethane	0.84	U	4.0	0.84	ug/L			03/08/24 16:56	4
Tetrachloroethene	1.6	U	4.0	1.6	ug/L			03/08/24 16:56	4
Toluene	1.3	U	4.0	1.3	ug/L			03/08/24 16:56	4
1,2,3-Trichlorobenzene	2.8	U	8.0	2.8	ug/L			03/08/24 16:56	4
1,2,4-Trichlorobenzene	2.3	U	4.0	2.3	ug/L			03/08/24 16:56	4
1,1,1-Trichloroethane	1.6	U	4.0	1.6	ug/L			03/08/24 16:56	4

Method: SW846 8260B - Volatile Organic Compounds (GC/MS) (Continued)

Client Sample ID: PIN12-05.2402003-030 — **Lab Sample ID: 280-188501-14**
Date Collected: 03/05/24 10:10 — **Matrix: Water**
Date Received: 03/07/24 09:30

Analyte	Result	Qualifier	LOQ	DL	Unit	D	Prepared	Analyzed	Dil Fac
1,1,2-Trichloroethane	1.1	U	4.0	1.1	ug/L			03/08/24 16:56	4
Trichloroethene	1.2	U N	4.0	1.2	ug/L			03/08/24 16:56	4
Trichlorofluoromethane	2.3	U	4.0	2.3	ug/L			03/08/24 16:56	4
1,2,3-Trichloropropane	3.4	U	4.0	3.4	ug/L			03/08/24 16:56	4
1,2,4-Trimethylbenzene	0.60	U	4.0	0.60	ug/L			03/08/24 16:56	4
1,3,5-Trimethylbenzene	1.5	U	4.0	1.5	ug/L			03/08/24 16:56	4
Vinyl chloride	**3.6**	**J**	8.0	2.0	ug/L			03/08/24 16:56	4
Xylenes, Total	1.3	U	4.0	1.3	ug/L			03/08/24 16:56	4
1,2-Dibromoethane	1.6	U	4.0	1.6	ug/L			03/08/24 16:56	4

Surrogate	*%Recovery*	*Qualifier*	*Limits*	*Prepared*	*Analyzed*	*Dil Fac*
1,2-Dichloroethane-d4 (Surr)	*93*		*70 - 127*		*03/08/24 16:56*	*4*
Toluene-d8 (Surr)	*94*		*80 - 125*		*03/08/24 16:56*	*4*
4-Bromofluorobenzene (Surr)	*96*		*78 - 120*		*03/08/24 16:56*	*4*
Dibromofluoromethane (Surr)	*104*		*77 - 120*		*03/08/24 16:56*	*4*

Client Sample ID: PIN12-05.2402003-031 — **Lab Sample ID: 280-188501-15**
Date Collected: 03/05/24 10:00 — **Matrix: Water**
Date Received: 03/07/24 09:30

Analyte	Result	Qualifier	LOQ	DL	Unit	D	Prepared	Analyzed	Dil Fac
Acetone	26	U	60	26	ug/L			03/08/24 17:17	4
Benzene	1.2	U	4.0	1.2	ug/L			03/08/24 17:17	4
Bromobenzene	1.6	U	4.0	1.6	ug/L			03/08/24 17:17	4
Bromochloromethane	1.6	U	4.0	1.6	ug/L			03/08/24 17:17	4
Bromodichloromethane	1.5	U	4.0	1.5	ug/L			03/08/24 17:17	4
Bromoform	4.8	U	8.0	4.8	ug/L			03/08/24 17:17	4
Bromomethane	9.4	U	4.0	9.4	ug/L			03/08/24 17:17	4
2-Butanone (MEK)	24	U	20	24	ug/L			03/08/24 17:17	4
n-Butylbenzene	1.9	U	4.0	1.9	ug/L			03/08/24 17:17	4
sec-Butylbenzene	1.8	U	4.0	1.8	ug/L			03/08/24 17:17	4
tert-Butylbenzene	1.7	U	4.0	1.7	ug/L			03/08/24 17:17	4
Carbon disulfide	2.5	U	4.0	2.5	ug/L			03/08/24 17:17	4
Carbon tetrachloride	2.3	U	4.0	2.3	ug/L			03/08/24 17:17	4
Chlorobenzene	1.7	U	4.0	1.7	ug/L			03/08/24 17:17	4
Dibromochloromethane	2.5	U	8.0	2.5	ug/L			03/08/24 17:17	4
Chloroethane	5.5	U	4.0	5.5	ug/L			03/08/24 17:17	4
Chloroform	1.4	U	4.0	1.4	ug/L			03/08/24 17:17	4
Chloromethane	3.0	U	4.0	3.0	ug/L			03/08/24 17:17	4
2-Chlorotoluene	1.4	U	4.0	1.4	ug/L			03/08/24 17:17	4
4-Chlorotoluene	0.84	U	4.0	0.84	ug/L			03/08/24 17:17	4
1,2-Dibromo-3-Chloropropane	7.0	U	4.0	7.0	ug/L			03/08/24 17:17	4
Dibromomethane	1.4	U	4.0	1.4	ug/L			03/08/24 17:17	4
1,2-Dichlorobenzene	1.5	U	4.0	1.5	ug/L			03/08/24 17:17	4
1,3-Dichlorobenzene	1.3	U	4.0	1.3	ug/L			03/08/24 17:17	4
1,4-Dichlorobenzene	1.6	U	4.0	1.6	ug/L			03/08/24 17:17	4
Dichlorodifluoromethane	3.8	U	4.0	3.8	ug/L			03/08/24 17:17	4
1,1-Dichloroethane	0.88	U	4.0	0.88	ug/L			03/08/24 17:17	4
1,2-Dichloroethane	2.2	U	4.0	2.2	ug/L			03/08/24 17:17	4
cis-1,2-Dichloroethene	1.3	U	4.0	1.3	ug/L			03/08/24 17:17	4
trans-1,2-Dichloroethene	1.5	U	4.0	1.5	ug/L			03/08/24 17:17	4

Method: SW846 8260B - Volatile Organic Compounds (GC/MS) (Continued)

Client Sample ID: PIN12-05.2402003-031 — **Lab Sample ID: 280-188501-15**
Date Collected: 03/05/24 10:00 — **Matrix: Water**
Date Received: 03/07/24 09:30

Analyte	Result	Qualifier	LOQ	DL	Unit	D	Prepared	Analyzed	Dil Fac
1,1-Dichloroethene	0.92	U	4.0	0.92	ug/L			03/08/24 17:17	4
1,2-Dichloropropane	2.1	U	4.0	2.1	ug/L			03/08/24 17:17	4
1,3-Dichloropropane	1.5	U	4.0	1.5	ug/L			03/08/24 17:17	4
2,2-Dichloropropane	1.5	U	4.0	1.5	ug/L			03/08/24 17:17	4
cis-1,3-Dichloropropene	2.5	U	8.0	2.5	ug/L			03/08/24 17:17	4
trans-1,3-Dichloropropene	2.6	U	4.0	2.6	ug/L			03/08/24 17:17	4
1,1-Dichloropropene	1.7	U	4.0	1.7	ug/L			03/08/24 17:17	4
Ethylbenzene	1.2	U	4.0	1.2	ug/L			03/08/24 17:17	4
Hexachlorobutadiene	4.7	U	8.0	4.7	ug/L			03/08/24 17:17	4
2-Hexanone	6.8	U	20	6.8	ug/L			03/08/24 17:17	4
Isopropylbenzene	1.5	U	4.0	1.5	ug/L			03/08/24 17:17	4
4-Isopropyltoluene	1.7	U	4.0	1.7	ug/L			03/08/24 17:17	4
Methylene Chloride	3.8	U	4.0	3.8	ug/L			03/08/24 17:17	4
4-Methyl-2-pentanone	3.9	U	20	3.9	ug/L			03/08/24 17:17	4
Naphthalene	2.5	U	8.0	2.5	ug/L			03/08/24 17:17	4
n-Propylbenzene	2.1	U	4.0	2.1	ug/L			03/08/24 17:17	4
Styrene	1.4	U	4.0	1.4	ug/L			03/08/24 17:17	4
1,1,1,2-Tetrachloroethane	2.3	U	4.0	2.3	ug/L			03/08/24 17:17	4
1,1,2,2-Tetrachloroethane	0.84	U	4.0	0.84	ug/L			03/08/24 17:17	4
Tetrachloroethene	1.6	U	4.0	1.6	ug/L			03/08/24 17:17	4
Toluene	1.3	U	4.0	1.3	ug/L			03/08/24 17:17	4
1,2,3-Trichlorobenzene	2.8	U	8.0	2.8	ug/L			03/08/24 17:17	4
1,2,4-Trichlorobenzene	2.3	U	4.0	2.3	ug/L			03/08/24 17:17	4
1,1,1-Trichloroethane	1.6	U	4.0	1.6	ug/L			03/08/24 17:17	4
1,1,2-Trichloroethane	1.1	U	4.0	1.1	ug/L			03/08/24 17:17	4
Trichloroethene	1.2	U N	4.0	1.2	ug/L			03/08/24 17:17	4
Trichlorofluoromethane	2.3	U	4.0	2.3	ug/L			03/08/24 17:17	4
1,2,3-Trichloropropane	3.4	U	4.0	3.4	ug/L			03/08/24 17:17	4
1,2,4-Trimethylbenzene	0.60	U	4.0	0.60	ug/L			03/08/24 17:17	4
1,3,5-Trimethylbenzene	1.5	U	4.0	1.5	ug/L			03/08/24 17:17	4
Vinyl chloride	2.0	U	8.0	2.0	ug/L			03/08/24 17:17	4
Xylenes, Total	1.3	U	4.0	1.3	ug/L			03/08/24 17:17	4
1,2-Dibromoethane	1.6	U	4.0	1.6	ug/L			03/08/24 17:17	4

Surrogate	*%Recovery*	*Qualifier*	*Limits*	*Prepared*	*Analyzed*	*Dil Fac*
1,2-Dichloroethane-d4 (Surr)	*93*		*70 - 127*		*03/08/24 17:17*	*4*
Toluene-d8 (Surr)	*95*		*80 - 125*		*03/08/24 17:17*	*4*
4-Bromofluorobenzene (Surr)	*96*		*78 - 120*		*03/08/24 17:17*	*4*
Dibromofluoromethane (Surr)	*105*		*77 - 120*		*03/08/24 17:17*	*4*

Client Sample ID: PIN12-05.2402003-047 — **Lab Sample ID: 280-188501-16**
Date Collected: 03/05/24 11:00 — **Matrix: Water**
Date Received: 03/07/24 09:30

Analyte	Result	Qualifier	LOQ	DL	Unit	D	Prepared	Analyzed	Dil Fac
Acetone	26	U	60	26	ug/L			03/08/24 17:38	4
Benzene	1.2	U	4.0	1.2	ug/L			03/08/24 17:38	4
Bromobenzene	1.6	U	4.0	1.6	ug/L			03/08/24 17:38	4
Bromochloromethane	1.6	U	4.0	1.6	ug/L			03/08/24 17:38	4
Bromodichloromethane	1.5	U	4.0	1.5	ug/L			03/08/24 17:38	4
Bromoform	4.8	U	8.0	4.8	ug/L			03/08/24 17:38	4

Method: SW846 8260B - Volatile Organic Compounds (GC/MS) (Continued)

Client Sample ID: PIN12-05.2402003-047
Date Collected: 03/05/24 11:00
Date Received: 03/07/24 09:30

Lab Sample ID: 280-188501-16
Matrix: Water

Analyte	Result	Qualifier	LOQ	DL	Unit	D	Prepared	Analyzed	Dil Fac
Bromomethane	9.4	U	4.0	9.4	ug/L			03/08/24 17:38	4
2-Butanone (MEK)	24	U	20	24	ug/L			03/08/24 17:38	4
n-Butylbenzene	1.9	U	4.0	1.9	ug/L			03/08/24 17:38	4
sec-Butylbenzene	1.8	U	4.0	1.8	ug/L			03/08/24 17:38	4
tert-Butylbenzene	1.7	U	4.0	1.7	ug/L			03/08/24 17:38	4
Carbon disulfide	2.5	U	4.0	2.5	ug/L			03/08/24 17:38	4
Carbon tetrachloride	2.3	U	4.0	2.3	ug/L			03/08/24 17:38	4
Chlorobenzene	1.7	U	4.0	1.7	ug/L			03/08/24 17:38	4
Dibromochloromethane	2.5	U	8.0	2.5	ug/L			03/08/24 17:38	4
Chloroethane	5.5	U	4.0	5.5	ug/L			03/08/24 17:38	4
Chloroform	1.4	U	4.0	1.4	ug/L			03/08/24 17:38	4
Chloromethane	3.0	U	4.0	3.0	ug/L			03/08/24 17:38	4
2-Chlorotoluene	1.4	U	4.0	1.4	ug/L			03/08/24 17:38	4
4-Chlorotoluene	0.84	U	4.0	0.84	ug/L			03/08/24 17:38	4
1,2-Dibromo-3-Chloropropane	7.0	U	4.0	7.0	ug/L			03/08/24 17:38	4
Dibromomethane	1.4	U	4.0	1.4	ug/L			03/08/24 17:38	4
1,2-Dichlorobenzene	1.5	U	4.0	1.5	ug/L			03/08/24 17:38	4
1,3-Dichlorobenzene	1.3	U	4.0	1.3	ug/L			03/08/24 17:38	4
1,4-Dichlorobenzene	1.6	U	4.0	1.6	ug/L			03/08/24 17:38	4
Dichlorodifluoromethane	3.8	U	4.0	3.8	ug/L			03/08/24 17:38	4
1,1-Dichloroethane	0.88	U	4.0	0.88	ug/L			03/08/24 17:38	4
1,2-Dichloroethane	2.2	U	4.0	2.2	ug/L			03/08/24 17:38	4
cis-1,2-Dichloroethene	1.3	U	4.0	1.3	ug/L			03/08/24 17:38	4
trans-1,2-Dichloroethene	1.5	U	4.0	1.5	ug/L			03/08/24 17:38	4
1,1-Dichloroethene	0.92	U	4.0	0.92	ug/L			03/08/24 17:38	4
1,2-Dichloropropane	2.1	U	4.0	2.1	ug/L			03/08/24 17:38	4
1,3-Dichloropropane	1.5	U	4.0	1.5	ug/L			03/08/24 17:38	4
2,2-Dichloropropane	1.5	U	4.0	1.5	ug/L			03/08/24 17:38	4
cis-1,3-Dichloropropene	2.5	U	8.0	2.5	ug/L			03/08/24 17:38	4
trans-1,3-Dichloropropene	2.6	U	4.0	2.6	ug/L			03/08/24 17:38	4
1,1-Dichloropropene	1.7	U	4.0	1.7	ug/L			03/08/24 17:38	4
Ethylbenzene	1.2	U	4.0	1.2	ug/L			03/08/24 17:38	4
Hexachlorobutadiene	4.7	U	8.0	4.7	ug/L			03/08/24 17:38	4
2-Hexanone	6.8	U	20	6.8	ug/L			03/08/24 17:38	4
Isopropylbenzene	1.5	U	4.0	1.5	ug/L			03/08/24 17:38	4
4-Isopropyltoluene	1.7	U	4.0	1.7	ug/L			03/08/24 17:38	4
Methylene Chloride	3.8	U	4.0	3.8	ug/L			03/08/24 17:38	4
4-Methyl-2-pentanone	3.9	U	20	3.9	ug/L			03/08/24 17:38	4
Naphthalene	2.5	U	8.0	2.5	ug/L			03/08/24 17:38	4
n-Propylbenzene	2.1	U	4.0	2.1	ug/L			03/08/24 17:38	4
Styrene	1.4	U	4.0	1.4	ug/L			03/08/24 17:38	4
1,1,1,2-Tetrachloroethane	2.3	U	4.0	2.3	ug/L			03/08/24 17:38	4
1,1,2,2-Tetrachloroethane	0.84	U	4.0	0.84	ug/L			03/08/24 17:38	4
Tetrachloroethene	1.6	U	4.0	1.6	ug/L			03/08/24 17:38	4
Toluene	1.3	U	4.0	1.3	ug/L			03/08/24 17:38	4
1,2,3-Trichlorobenzene	2.8	U	8.0	2.8	ug/L			03/08/24 17:38	4
1,2,4-Trichlorobenzene	2.3	U	4.0	2.3	ug/L			03/08/24 17:38	4
1,1,1-Trichloroethane	1.6	U	4.0	1.6	ug/L			03/08/24 17:38	4
1,1,2-Trichloroethane	1.1	U	4.0	1.1	ug/L			03/08/24 17:38	4

Method: SW846 8260B - Volatile Organic Compounds (GC/MS) (Continued)

Client Sample ID: PIN12-05.2402003-047 — **Lab Sample ID: 280-188501-16**
Date Collected: 03/05/24 11:00 — **Matrix: Water**
Date Received: 03/07/24 09:30

Analyte	Result	Qualifier	LOQ	DL	Unit	D	Prepared	Analyzed	Dil Fac
Trichloroethene	1.2	U N	4.0	1.2	ug/L			03/08/24 17:38	4
Trichlorofluoromethane	2.3	U	4.0	2.3	ug/L			03/08/24 17:38	4
1,2,3-Trichloropropane	3.4	U	4.0	3.4	ug/L			03/08/24 17:38	4
1,2,4-Trimethylbenzene	0.60	U	4.0	0.60	ug/L			03/08/24 17:38	4
1,3,5-Trimethylbenzene	1.5	U	4.0	1.5	ug/L			03/08/24 17:38	4
Vinyl chloride	2.0	U	8.0	2.0	ug/L			03/08/24 17:38	4
Xylenes, Total	1.3	U	4.0	1.3	ug/L			03/08/24 17:38	4
1,2-Dibromoethane	1.6	U	4.0	1.6	ug/L			03/08/24 17:38	4

Surrogate	*%Recovery*	*Qualifier*	*Limits*	*Prepared*	*Analyzed*	*Dil Fac*
1,2-Dichloroethane-d4 (Surr)	*92*		*70 - 127*		*03/08/24 17:38*	*4*
Toluene-d8 (Surr)	*96*		*80 - 125*		*03/08/24 17:38*	*4*
4-Bromofluorobenzene (Surr)	*97*		*78 - 120*		*03/08/24 17:38*	*4*
Dibromofluoromethane (Surr)	*104*		*77 - 120*		*03/08/24 17:38*	*4*

Client Sample ID: PIN12-05.2402003-048 — **Lab Sample ID: 280-188501-17**
Date Collected: 03/05/24 11:10 — **Matrix: Water**
Date Received: 03/07/24 09:30

Analyte	Result	Qualifier	LOQ	DL	Unit	D	Prepared	Analyzed	Dil Fac
Acetone	6.6	U N	15	6.6	ug/L			03/12/24 04:43	1
Benzene	0.31	U	1.0	0.31	ug/L			03/12/24 04:43	1
Bromobenzene	0.40	U	1.0	0.40	ug/L			03/12/24 04:43	1
Bromochloromethane	0.40	U	1.0	0.40	ug/L			03/12/24 04:43	1
Bromodichloromethane	0.39	U	1.0	0.39	ug/L			03/12/24 04:43	1
Bromoform	1.2	U	2.0	1.2	ug/L			03/12/24 04:43	1
Bromomethane	2.4	U	1.0	2.4	ug/L			03/12/24 04:43	1
2-Butanone (MEK)	6.0	U N	5.0	6.0	ug/L			03/12/24 04:43	1
n-Butylbenzene	0.48	U	1.0	0.48	ug/L			03/12/24 04:43	1
sec-Butylbenzene	0.45	U	1.0	0.45	ug/L			03/12/24 04:43	1
tert-Butylbenzene	0.42	U	1.0	0.42	ug/L			03/12/24 04:43	1
Carbon disulfide	0.63	U	1.0	0.63	ug/L			03/12/24 04:43	1
Carbon tetrachloride	0.57	U	1.0	0.57	ug/L			03/12/24 04:43	1
Chlorobenzene	0.42	U	1.0	0.42	ug/L			03/12/24 04:43	1
Dibromochloromethane	0.62	U	2.0	0.62	ug/L			03/12/24 04:43	1
Chloroethane	1.4	U	1.0	1.4	ug/L			03/12/24 04:43	1
Chloroform	0.36	U	1.0	0.36	ug/L			03/12/24 04:43	1
Chloromethane	0.75	U	1.0	0.75	ug/L			03/12/24 04:43	1
2-Chlorotoluene	0.34	U	1.0	0.34	ug/L			03/12/24 04:43	1
4-Chlorotoluene	0.21	U	1.0	0.21	ug/L			03/12/24 04:43	1
1,2-Dibromo-3-Chloropropane	1.8	U	1.0	1.8	ug/L			03/12/24 04:43	1
Dibromomethane	0.34	U	1.0	0.34	ug/L			03/12/24 04:43	1
1,2-Dichlorobenzene	0.37	U	1.0	0.37	ug/L			03/12/24 04:43	1
1,3-Dichlorobenzene	0.33	U	1.0	0.33	ug/L			03/12/24 04:43	1
1,4-Dichlorobenzene	0.39	U	1.0	0.39	ug/L			03/12/24 04:43	1
Dichlorodifluoromethane	0.96	U	1.0	0.96	ug/L			03/12/24 04:43	1
1,1-Dichloroethane	**6.8**		1.0	0.22	ug/L			03/12/24 04:43	1
1,2-Dichloroethane	0.54	U	1.0	0.54	ug/L			03/12/24 04:43	1
cis-1,2-Dichloroethene	0.32	U	1.0	0.32	ug/L			03/12/24 04:43	1
trans-1,2-Dichloroethene	**2.9**		1.0	0.37	ug/L			03/12/24 04:43	1
1,1-Dichloroethene	0.23	U	1.0	0.23	ug/L			03/12/24 04:43	1

Method: SW846 8260B - Volatile Organic Compounds (GC/MS) (Continued)

Client Sample ID: PIN12-05.2402003-048 — **Lab Sample ID: 280-188501-17**
Date Collected: 03/05/24 11:10 — **Matrix: Water**
Date Received: 03/07/24 09:30

Analyte	Result	Qualifier	LOQ	DL	Unit	D	Prepared	Analyzed	Dil Fac
1,2-Dichloropropane	0.52	U	1.0	0.52	ug/L			03/12/24 04:43	1
1,3-Dichloropropane	0.38	U	1.0	0.38	ug/L			03/12/24 04:43	1
2,2-Dichloropropane	0.38	U	1.0	0.38	ug/L			03/12/24 04:43	1
cis-1,3-Dichloropropene	0.63	U	2.0	0.63	ug/L			03/12/24 04:43	1
trans-1,3-Dichloropropene	0.65	U	1.0	0.65	ug/L			03/12/24 04:43	1
1,1-Dichloropropene	0.42	U	1.0	0.42	ug/L			03/12/24 04:43	1
Ethylbenzene	0.30	U	1.0	0.30	ug/L			03/12/24 04:43	1
Hexachlorobutadiene	1.2	U	2.0	1.2	ug/L			03/12/24 04:43	1
2-Hexanone	1.7	U	5.0	1.7	ug/L			03/12/24 04:43	1
Isopropylbenzene	0.36	U	1.0	0.36	ug/L			03/12/24 04:43	1
4-Isopropyltoluene	0.43	U	1.0	0.43	ug/L			03/12/24 04:43	1
Methylene Chloride	0.94	U	1.0	0.94	ug/L			03/12/24 04:43	1
4-Methyl-2-pentanone	0.98	U	5.0	0.98	ug/L			03/12/24 04:43	1
Naphthalene	0.63	U	2.0	0.63	ug/L			03/12/24 04:43	1
n-Propylbenzene	0.53	U	1.0	0.53	ug/L			03/12/24 04:43	1
Styrene	0.36	U	1.0	0.36	ug/L			03/12/24 04:43	1
1,1,1,2-Tetrachloroethane	0.58	U	1.0	0.58	ug/L			03/12/24 04:43	1
1,1,2,2-Tetrachloroethane	0.21	U	1.0	0.21	ug/L			03/12/24 04:43	1
Tetrachloroethene	0.40	U	1.0	0.40	ug/L			03/12/24 04:43	1
Toluene	**0.41**	**J**	1.0	0.32	ug/L			03/12/24 04:43	1
1,2,3-Trichlorobenzene	0.70	U	2.0	0.70	ug/L			03/12/24 04:43	1
1,2,4-Trichlorobenzene	0.58	U	1.0	0.58	ug/L			03/12/24 04:43	1
1,1,1-Trichloroethane	0.39	U	1.0	0.39	ug/L			03/12/24 04:43	1
1,1,2-Trichloroethane	0.27	U	1.0	0.27	ug/L			03/12/24 04:43	1
Trichloroethene	0.30	U	1.0	0.30	ug/L			03/12/24 04:43	1
Trichlorofluoromethane	0.57	U	1.0	0.57	ug/L			03/12/24 04:43	1
1,2,3-Trichloropropane	0.86	U	1.0	0.86	ug/L			03/12/24 04:43	1
1,2,4-Trimethylbenzene	0.15	U	1.0	0.15	ug/L			03/12/24 04:43	1
1,3,5-Trimethylbenzene	0.37	U	1.0	0.37	ug/L			03/12/24 04:43	1
Vinyl chloride	**1.2**	**J**	2.0	0.51	ug/L			03/12/24 04:43	1
Xylenes, Total	0.33	U	1.0	0.33	ug/L			03/12/24 04:43	1
1,2-Dibromoethane	0.40	U	1.0	0.40	ug/L			03/12/24 04:43	1

Surrogate	*%Recovery*	*Qualifier*	*Limits*	*Prepared*	*Analyzed*	*Dil Fac*
1,2-Dichloroethane-d4 (Surr)	*107*		*70 - 127*		*03/12/24 04:43*	*1*
Toluene-d8 (Surr)	*96*		*80 - 125*		*03/12/24 04:43*	*1*
4-Bromofluorobenzene (Surr)	*96*		*78 - 120*		*03/12/24 04:43*	*1*
Dibromofluoromethane (Surr)	*103*		*77 - 120*		*03/12/24 04:43*	*1*

Client Sample ID: PIN12-05.2402003-049 — **Lab Sample ID: 280-188501-18**
Date Collected: 03/05/24 11:40 — **Matrix: Water**
Date Received: 03/07/24 09:30

Analyte	Result	Qualifier	LOQ	DL	Unit	D	Prepared	Analyzed	Dil Fac
Acetone	6.6	U N	15	6.6	ug/L			03/12/24 08:02	1
Benzene	0.31	U	1.0	0.31	ug/L			03/12/24 08:02	1
Bromobenzene	0.40	U	1.0	0.40	ug/L			03/12/24 08:02	1
Bromochloromethane	0.40	U	1.0	0.40	ug/L			03/12/24 08:02	1
Bromodichloromethane	0.39	U	1.0	0.39	ug/L			03/12/24 08:02	1
Bromoform	1.2	U	2.0	1.2	ug/L			03/12/24 08:02	1
Bromomethane	2.4	U	1.0	2.4	ug/L			03/12/24 08:02	1

Method: SW846 8260B - Volatile Organic Compounds (GC/MS) (Continued)

Client Sample ID: PIN12-05.2402003-049
Date Collected: 03/05/24 11:40
Date Received: 03/07/24 09:30

Lab Sample ID: 280-188501-18
Matrix: Water

Analyte	Result	Qualifier	LOQ	DL	Unit	D	Prepared	Analyzed	Dil Fac
2-Butanone (MEK)	6.0	U N	5.0	6.0	ug/L			03/12/24 08:02	1
n-Butylbenzene	0.48	U	1.0	0.48	ug/L			03/12/24 08:02	1
sec-Butylbenzene	0.45	U	1.0	0.45	ug/L			03/12/24 08:02	1
tert-Butylbenzene	0.42	U	1.0	0.42	ug/L			03/12/24 08:02	1
Carbon disulfide	0.63	U	1.0	0.63	ug/L			03/12/24 08:02	1
Carbon tetrachloride	0.57	U	1.0	0.57	ug/L			03/12/24 08:02	1
Chlorobenzene	0.42	U	1.0	0.42	ug/L			03/12/24 08:02	1
Dibromochloromethane	0.62	U	2.0	0.62	ug/L			03/12/24 08:02	1
Chloroethane	**2.0**		1.0	1.4	ug/L			03/12/24 08:02	1
Chloroform	0.36	U	1.0	0.36	ug/L			03/12/24 08:02	1
Chloromethane	0.75	U	1.0	0.75	ug/L			03/12/24 08:02	1
2-Chlorotoluene	0.34	U	1.0	0.34	ug/L			03/12/24 08:02	1
4-Chlorotoluene	0.21	U	1.0	0.21	ug/L			03/12/24 08:02	1
1,2-Dibromo-3-Chloropropane	1.8	U	1.0	1.8	ug/L			03/12/24 08:02	1
Dibromomethane	0.34	U	1.0	0.34	ug/L			03/12/24 08:02	1
1,2-Dichlorobenzene	0.37	U	1.0	0.37	ug/L			03/12/24 08:02	1
1,3-Dichlorobenzene	0.33	U	1.0	0.33	ug/L			03/12/24 08:02	1
1,4-Dichlorobenzene	0.39	U	1.0	0.39	ug/L			03/12/24 08:02	1
Dichlorodifluoromethane	0.96	U	1.0	0.96	ug/L			03/12/24 08:02	1
1,1-Dichloroethane	**0.94**	**J**	1.0	0.22	ug/L			03/12/24 08:02	1
1,2-Dichloroethane	0.54	U	1.0	0.54	ug/L			03/12/24 08:02	1
cis-1,2-Dichloroethene	0.32	U	1.0	0.32	ug/L			03/12/24 08:02	1
trans-1,2-Dichloroethene	0.37	U	1.0	0.37	ug/L			03/12/24 08:02	1
1,1-Dichloroethene	0.23	U	1.0	0.23	ug/L			03/12/24 08:02	1
1,2-Dichloropropane	0.52	U	1.0	0.52	ug/L			03/12/24 08:02	1
1,3-Dichloropropane	0.38	U	1.0	0.38	ug/L			03/12/24 08:02	1
2,2-Dichloropropane	0.38	U	1.0	0.38	ug/L			03/12/24 08:02	1
cis-1,3-Dichloropropene	0.63	U	2.0	0.63	ug/L			03/12/24 08:02	1
trans-1,3-Dichloropropene	0.65	U	1.0	0.65	ug/L			03/12/24 08:02	1
1,1-Dichloropropene	0.42	U	1.0	0.42	ug/L			03/12/24 08:02	1
Ethylbenzene	0.30	U	1.0	0.30	ug/L			03/12/24 08:02	1
Hexachlorobutadiene	1.2	U	2.0	1.2	ug/L			03/12/24 08:02	1
2-Hexanone	1.7	U	5.0	1.7	ug/L			03/12/24 08:02	1
Isopropylbenzene	0.36	U	1.0	0.36	ug/L			03/12/24 08:02	1
4-Isopropyltoluene	0.43	U	1.0	0.43	ug/L			03/12/24 08:02	1
Methylene Chloride	0.94	U	1.0	0.94	ug/L			03/12/24 08:02	1
4-Methyl-2-pentanone	0.98	U	5.0	0.98	ug/L			03/12/24 08:02	1
Naphthalene	0.63	U	2.0	0.63	ug/L			03/12/24 08:02	1
n-Propylbenzene	0.53	U	1.0	0.53	ug/L			03/12/24 08:02	1
Styrene	0.36	U	1.0	0.36	ug/L			03/12/24 08:02	1
1,1,1,2-Tetrachloroethane	0.58	U	1.0	0.58	ug/L			03/12/24 08:02	1
1,1,2,2-Tetrachloroethane	0.21	U	1.0	0.21	ug/L			03/12/24 08:02	1
Tetrachloroethene	0.40	U	1.0	0.40	ug/L			03/12/24 08:02	1
Toluene	0.32	U	1.0	0.32	ug/L			03/12/24 08:02	1
1,2,3-Trichlorobenzene	0.70	U	2.0	0.70	ug/L			03/12/24 08:02	1
1,2,4-Trichlorobenzene	0.58	U	1.0	0.58	ug/L			03/12/24 08:02	1
1,1,1-Trichloroethane	0.39	U	1.0	0.39	ug/L			03/12/24 08:02	1
1,1,2-Trichloroethane	0.27	U	1.0	0.27	ug/L			03/12/24 08:02	1
Trichloroethene	0.30	U	1.0	0.30	ug/L			03/12/24 08:02	1

Method: SW846 8260B - Volatile Organic Compounds (GC/MS) (Continued)

Client Sample ID: PIN12-05.2402003-049 — **Lab Sample ID: 280-188501-18**
Date Collected: 03/05/24 11:40 — **Matrix: Water**
Date Received: 03/07/24 09:30

Analyte	Result	Qualifier	LOQ	DL	Unit	D	Prepared	Analyzed	Dil Fac
Trichlorofluoromethane	0.57	U	1.0	0.57	ug/L			03/12/24 08:02	1
1,2,3-Trichloropropane	0.86	U	1.0	0.86	ug/L			03/12/24 08:02	1
1,2,4-Trimethylbenzene	0.15	U	1.0	0.15	ug/L			03/12/24 08:02	1
1,3,5-Trimethylbenzene	0.37	U	1.0	0.37	ug/L			03/12/24 08:02	1
Vinyl chloride	**0.69**	**J**	2.0	0.51	ug/L			03/12/24 08:02	1
Xylenes, Total	0.33	U	1.0	0.33	ug/L			03/12/24 08:02	1
1,2-Dibromoethane	0.40	U	1.0	0.40	ug/L			03/12/24 08:02	1

Surrogate	*%Recovery*	*Qualifier*	*Limits*	*Prepared*	*Analyzed*	*Dil Fac*
1,2-Dichloroethane-d4 (Surr)	*105*		*70 - 127*		*03/12/24 08:02*	*1*
Toluene-d8 (Surr)	*99*		*80 - 125*		*03/12/24 08:02*	*1*
4-Bromofluorobenzene (Surr)	*104*		*78 - 120*		*03/12/24 08:02*	*1*
Dibromofluoromethane (Surr)	*102*		*77 - 120*		*03/12/24 08:02*	*1*

Client Sample ID: PIN12-05.2402003-050 — **Lab Sample ID: 280-188501-19**
Date Collected: 03/05/24 09:15 — **Matrix: Water**
Date Received: 03/07/24 09:30

Analyte	Result	Qualifier	LOQ	DL	Unit	D	Prepared	Analyzed	Dil Fac
Acetone	6.6	U N	15	6.6	ug/L			03/12/24 08:24	1
Benzene	0.31	U	1.0	0.31	ug/L			03/12/24 08:24	1
Bromobenzene	0.40	U	1.0	0.40	ug/L			03/12/24 08:24	1
Bromochloromethane	0.40	U	1.0	0.40	ug/L			03/12/24 08:24	1
Bromodichloromethane	0.39	U	1.0	0.39	ug/L			03/12/24 08:24	1
Bromoform	1.2	U	2.0	1.2	ug/L			03/12/24 08:24	1
Bromomethane	2.4	U	1.0	2.4	ug/L			03/12/24 08:24	1
2-Butanone (MEK)	6.0	U N	5.0	6.0	ug/L			03/12/24 08:24	1
n-Butylbenzene	0.48	U	1.0	0.48	ug/L			03/12/24 08:24	1
sec-Butylbenzene	0.45	U	1.0	0.45	ug/L			03/12/24 08:24	1
tert-Butylbenzene	0.42	U	1.0	0.42	ug/L			03/12/24 08:24	1
Carbon disulfide	0.63	U	1.0	0.63	ug/L			03/12/24 08:24	1
Carbon tetrachloride	0.57	U	1.0	0.57	ug/L			03/12/24 08:24	1
Chlorobenzene	0.42	U	1.0	0.42	ug/L			03/12/24 08:24	1
Dibromochloromethane	0.62	U	2.0	0.62	ug/L			03/12/24 08:24	1
Chloroethane	1.4	U	1.0	1.4	ug/L			03/12/24 08:24	1
Chloroform	0.36	U	1.0	0.36	ug/L			03/12/24 08:24	1
Chloromethane	0.75	U	1.0	0.75	ug/L			03/12/24 08:24	1
2-Chlorotoluene	0.34	U	1.0	0.34	ug/L			03/12/24 08:24	1
4-Chlorotoluene	0.21	U	1.0	0.21	ug/L			03/12/24 08:24	1
1,2-Dibromo-3-Chloropropane	1.8	U	1.0	1.8	ug/L			03/12/24 08:24	1
Dibromomethane	0.34	U	1.0	0.34	ug/L			03/12/24 08:24	1
1,2-Dichlorobenzene	0.37	U	1.0	0.37	ug/L			03/12/24 08:24	1
1,3-Dichlorobenzene	0.33	U	1.0	0.33	ug/L			03/12/24 08:24	1
1,4-Dichlorobenzene	0.39	U	1.0	0.39	ug/L			03/12/24 08:24	1
Dichlorodifluoromethane	0.96	U	1.0	0.96	ug/L			03/12/24 08:24	1
1,1-Dichloroethane	0.22	U	1.0	0.22	ug/L			03/12/24 08:24	1
1,2-Dichloroethane	0.54	U	1.0	0.54	ug/L			03/12/24 08:24	1
cis-1,2-Dichloroethene	0.32	U	1.0	0.32	ug/L			03/12/24 08:24	1
trans-1,2-Dichloroethene	0.37	U	1.0	0.37	ug/L			03/12/24 08:24	1
1,1-Dichloroethene	0.23	U	1.0	0.23	ug/L			03/12/24 08:24	1
1,2-Dichloropropane	0.52	U	1.0	0.52	ug/L			03/12/24 08:24	1

Method: SW846 8260B - Volatile Organic Compounds (GC/MS) (Continued)

Client Sample ID: PIN12-05.2402003-050 — **Lab Sample ID: 280-188501-19**
Date Collected: 03/05/24 09:15 — **Matrix: Water**
Date Received: 03/07/24 09:30

Analyte	Result	Qualifier	LOQ	DL	Unit	D	Prepared	Analyzed	Dil Fac
1,3-Dichloropropane	0.38	U	1.0	0.38	ug/L			03/12/24 08:24	1
2,2-Dichloropropane	0.38	U	1.0	0.38	ug/L			03/12/24 08:24	1
cis-1,3-Dichloropropene	0.63	U	2.0	0.63	ug/L			03/12/24 08:24	1
trans-1,3-Dichloropropene	0.65	U	1.0	0.65	ug/L			03/12/24 08:24	1
1,1-Dichloropropene	0.42	U	1.0	0.42	ug/L			03/12/24 08:24	1
Ethylbenzene	0.30	U	1.0	0.30	ug/L			03/12/24 08:24	1
Hexachlorobutadiene	1.2	U	2.0	1.2	ug/L			03/12/24 08:24	1
2-Hexanone	1.7	U	5.0	1.7	ug/L			03/12/24 08:24	1
Isopropylbenzene	0.36	U	1.0	0.36	ug/L			03/12/24 08:24	1
4-Isopropyltoluene	0.43	U	1.0	0.43	ug/L			03/12/24 08:24	1
Methylene Chloride	0.94	U	1.0	0.94	ug/L			03/12/24 08:24	1
4-Methyl-2-pentanone	0.98	U	5.0	0.98	ug/L			03/12/24 08:24	1
Naphthalene	0.63	U	2.0	0.63	ug/L			03/12/24 08:24	1
n-Propylbenzene	0.53	U	1.0	0.53	ug/L			03/12/24 08:24	1
Styrene	0.36	U	1.0	0.36	ug/L			03/12/24 08:24	1
1,1,1,2-Tetrachloroethane	0.58	U	1.0	0.58	ug/L			03/12/24 08:24	1
1,1,2,2-Tetrachloroethane	0.21	U	1.0	0.21	ug/L			03/12/24 08:24	1
Tetrachloroethene	0.40	U	1.0	0.40	ug/L			03/12/24 08:24	1
Toluene	0.32	U	1.0	0.32	ug/L			03/12/24 08:24	1
1,2,3-Trichlorobenzene	0.70	U	2.0	0.70	ug/L			03/12/24 08:24	1
1,2,4-Trichlorobenzene	0.58	U	1.0	0.58	ug/L			03/12/24 08:24	1
1,1,1-Trichloroethane	0.39	U	1.0	0.39	ug/L			03/12/24 08:24	1
1,1,2-Trichloroethane	0.27	U	1.0	0.27	ug/L			03/12/24 08:24	1
Trichloroethene	0.30	U	1.0	0.30	ug/L			03/12/24 08:24	1
Trichlorofluoromethane	0.57	U	1.0	0.57	ug/L			03/12/24 08:24	1
1,2,3-Trichloropropane	0.86	U	1.0	0.86	ug/L			03/12/24 08:24	1
1,2,4-Trimethylbenzene	0.15	U	1.0	0.15	ug/L			03/12/24 08:24	1
1,3,5-Trimethylbenzene	0.37	U	1.0	0.37	ug/L			03/12/24 08:24	1
Vinyl chloride	**1.7**	**J**	2.0	0.51	ug/L			03/12/24 08:24	1
Xylenes, Total	0.33	U	1.0	0.33	ug/L			03/12/24 08:24	1
1,2-Dibromoethane	0.40	U	1.0	0.40	ug/L			03/12/24 08:24	1

Surrogate	*%Recovery*	*Qualifier*	*Limits*	*Prepared*	*Analyzed*	*Dil Fac*
1,2-Dichloroethane-d4 (Surr)	*108*		*70 - 127*		*03/12/24 08:24*	*1*
Toluene-d8 (Surr)	*98*		*80 - 125*		*03/12/24 08:24*	*1*
4-Bromofluorobenzene (Surr)	*102*		*78 - 120*		*03/12/24 08:24*	*1*
Dibromofluoromethane (Surr)	*104*		*77 - 120*		*03/12/24 08:24*	*1*

Client Sample ID: PIN12-05.2402003-051 — **Lab Sample ID: 280-188501-20**
Date Collected: 03/05/24 10:00 — **Matrix: Water**
Date Received: 03/07/24 09:30

Analyte	Result	Qualifier	LOQ	DL	Unit	D	Prepared	Analyzed	Dil Fac
Acetone	6.6	U	15	6.6	ug/L			03/12/24 15:07	1
Benzene	0.31	U	1.0	0.31	ug/L			03/12/24 15:07	1
Bromobenzene	0.40	U	1.0	0.40	ug/L			03/12/24 15:07	1
Bromochloromethane	0.40	U	1.0	0.40	ug/L			03/12/24 15:07	1
Bromodichloromethane	0.39	U	1.0	0.39	ug/L			03/12/24 15:07	1
Bromoform	1.2	U	2.0	1.2	ug/L			03/12/24 15:07	1
Bromomethane	2.4	U	1.0	2.4	ug/L			03/12/24 15:07	1
2-Butanone (MEK)	6.0	U	5.0	6.0	ug/L			03/12/24 15:07	1

Method: SW846 8260B - Volatile Organic Compounds (GC/MS) (Continued)

Client Sample ID: PIN12-05.2402003-051
Date Collected: 03/05/24 10:00
Date Received: 03/07/24 09:30

Lab Sample ID: 280-188501-20
Matrix: Water

Analyte	Result	Qualifier	LOQ	DL	Unit	D	Prepared	Analyzed	Dil Fac
n-Butylbenzene	0.48	U	1.0	0.48	ug/L			03/12/24 15:07	1
sec-Butylbenzene	0.45	U	1.0	0.45	ug/L			03/12/24 15:07	1
tert-Butylbenzene	0.42	U	1.0	0.42	ug/L			03/12/24 15:07	1
Carbon disulfide	0.63	U	1.0	0.63	ug/L			03/12/24 15:07	1
Carbon tetrachloride	0.57	U	1.0	0.57	ug/L			03/12/24 15:07	1
Chlorobenzene	0.42	U	1.0	0.42	ug/L			03/12/24 15:07	1
Dibromochloromethane	0.62	U	2.0	0.62	ug/L			03/12/24 15:07	1
Chloroethane	1.4	U	1.0	1.4	ug/L			03/12/24 15:07	1
Chloroform	0.36	U	1.0	0.36	ug/L			03/12/24 15:07	1
Chloromethane	0.75	U	1.0	0.75	ug/L			03/12/24 15:07	1
2-Chlorotoluene	0.34	U	1.0	0.34	ug/L			03/12/24 15:07	1
4-Chlorotoluene	0.21	U	1.0	0.21	ug/L			03/12/24 15:07	1
1,2-Dibromo-3-Chloropropane	1.8	U	1.0	1.8	ug/L			03/12/24 15:07	1
Dibromomethane	0.34	U	1.0	0.34	ug/L			03/12/24 15:07	1
1,2-Dichlorobenzene	0.37	U	1.0	0.37	ug/L			03/12/24 15:07	1
1,3-Dichlorobenzene	0.33	U	1.0	0.33	ug/L			03/12/24 15:07	1
1,4-Dichlorobenzene	0.39	U	1.0	0.39	ug/L			03/12/24 15:07	1
Dichlorodifluoromethane	0.96	U *	1.0	0.96	ug/L			03/12/24 15:07	1
1,1-Dichloroethane	0.22	U	1.0	0.22	ug/L			03/12/24 15:07	1
1,2-Dichloroethane	0.54	U	1.0	0.54	ug/L			03/12/24 15:07	1
cis-1,2-Dichloroethene	**0.85**	**J**	1.0	0.32	ug/L			03/12/24 15:07	1
trans-1,2-Dichloroethene	**1.0**		1.0	0.37	ug/L			03/12/24 15:07	1
1,1-Dichloroethene	0.23	U	1.0	0.23	ug/L			03/12/24 15:07	1
1,2-Dichloropropane	0.52	U	1.0	0.52	ug/L			03/12/24 15:07	1
1,3-Dichloropropane	0.38	U	1.0	0.38	ug/L			03/12/24 15:07	1
2,2-Dichloropropane	0.38	U	1.0	0.38	ug/L			03/12/24 15:07	1
cis-1,3-Dichloropropene	0.63	U	2.0	0.63	ug/L			03/12/24 15:07	1
trans-1,3-Dichloropropene	0.65	U	1.0	0.65	ug/L			03/12/24 15:07	1
1,1-Dichloropropene	0.42	U	1.0	0.42	ug/L			03/12/24 15:07	1
Ethylbenzene	0.30	U	1.0	0.30	ug/L			03/12/24 15:07	1
Hexachlorobutadiene	1.2	U	2.0	1.2	ug/L			03/12/24 15:07	1
2-Hexanone	1.7	U	5.0	1.7	ug/L			03/12/24 15:07	1
Isopropylbenzene	0.36	U	1.0	0.36	ug/L			03/12/24 15:07	1
4-Isopropyltoluene	0.43	U	1.0	0.43	ug/L			03/12/24 15:07	1
Methylene Chloride	0.94	U	1.0	0.94	ug/L			03/12/24 15:07	1
4-Methyl-2-pentanone	0.98	U	5.0	0.98	ug/L			03/12/24 15:07	1
Naphthalene	0.63	U	2.0	0.63	ug/L			03/12/24 15:07	1
n-Propylbenzene	0.53	U	1.0	0.53	ug/L			03/12/24 15:07	1
Styrene	0.36	U	1.0	0.36	ug/L			03/12/24 15:07	1
1,1,1,2-Tetrachloroethane	0.58	U	1.0	0.58	ug/L			03/12/24 15:07	1
1,1,2,2-Tetrachloroethane	0.21	U	1.0	0.21	ug/L			03/12/24 15:07	1
Tetrachloroethene	0.40	U	1.0	0.40	ug/L			03/12/24 15:07	1
1,2,3-Trichlorobenzene	0.70	U	2.0	0.70	ug/L			03/12/24 15:07	1
1,2,4-Trichlorobenzene	0.58	U	1.0	0.58	ug/L			03/12/24 15:07	1
1,1,1-Trichloroethane	0.39	U	1.0	0.39	ug/L			03/12/24 15:07	1
1,1,2-Trichloroethane	0.27	U	1.0	0.27	ug/L			03/12/24 15:07	1
Trichloroethene	0.30	U	1.0	0.30	ug/L			03/12/24 15:07	1
Trichlorofluoromethane	0.57	U	1.0	0.57	ug/L			03/12/24 15:07	1
1,2,3-Trichloropropane	0.86	U	1.0	0.86	ug/L			03/12/24 15:07	1

Method: SW846 8260B - Volatile Organic Compounds (GC/MS) (Continued)

Client Sample ID: PIN12-05.2402003-051 — **Lab Sample ID: 280-188501-20**
Date Collected: 03/05/24 10:00 — **Matrix: Water**
Date Received: 03/07/24 09:30

Analyte	Result	Qualifier	LOQ	DL	Unit	D	Prepared	Analyzed	Dil Fac
1,2,4-Trimethylbenzene	0.15	U	1.0	0.15	ug/L			03/12/24 15:07	1
1,3,5-Trimethylbenzene	0.37	U	1.0	0.37	ug/L			03/12/24 15:07	1
Vinyl chloride	**6.4**		2.0	0.51	ug/L			03/12/24 15:07	1
Xylenes, Total	0.33	U	1.0	0.33	ug/L			03/12/24 15:07	1
1,2-Dibromoethane	0.40	U	1.0	0.40	ug/L			03/12/24 15:07	1

Surrogate	*%Recovery*	*Qualifier*	*Limits*	*Prepared*	*Analyzed*	*Dil Fac*
1,2-Dichloroethane-d4 (Surr)	*107*		*70 - 127*		*03/12/24 15:07*	*1*
Toluene-d8 (Surr)	*103*		*80 - 125*		*03/12/24 15:07*	*1*
4-Bromofluorobenzene (Surr)	*101*		*78 - 120*		*03/12/24 15:07*	*1*
Dibromofluoromethane (Surr)	*101*		*77 - 120*		*03/12/24 15:07*	*1*

Client Sample ID: PIN12-05.2402003-052 — **Lab Sample ID: 280-188501-21**
Date Collected: 03/05/24 09:45 — **Matrix: Water**
Date Received: 03/07/24 09:30

Analyte	Result	Qualifier	LOQ	DL	Unit	D	Prepared	Analyzed	Dil Fac
Acetone	6.6	U	15	6.6	ug/L			03/12/24 15:28	1
Benzene	0.31	U	1.0	0.31	ug/L			03/12/24 15:28	1
Bromobenzene	0.40	U	1.0	0.40	ug/L			03/12/24 15:28	1
Bromochloromethane	0.40	U	1.0	0.40	ug/L			03/12/24 15:28	1
Bromodichloromethane	0.39	U	1.0	0.39	ug/L			03/12/24 15:28	1
Bromoform	1.2	U	2.0	1.2	ug/L			03/12/24 15:28	1
Bromomethane	2.4	U	1.0	2.4	ug/L			03/12/24 15:28	1
2-Butanone (MEK)	6.0	U	5.0	6.0	ug/L			03/12/24 15:28	1
n-Butylbenzene	0.48	U	1.0	0.48	ug/L			03/12/24 15:28	1
sec-Butylbenzene	0.45	U	1.0	0.45	ug/L			03/12/24 15:28	1
tert-Butylbenzene	0.42	U	1.0	0.42	ug/L			03/12/24 15:28	1
Carbon disulfide	0.63	U	1.0	0.63	ug/L			03/12/24 15:28	1
Carbon tetrachloride	0.57	U	1.0	0.57	ug/L			03/12/24 15:28	1
Chlorobenzene	0.42	U	1.0	0.42	ug/L			03/12/24 15:28	1
Dibromochloromethane	0.62	U	2.0	0.62	ug/L			03/12/24 15:28	1
Chloroethane	1.4	U	1.0	1.4	ug/L			03/12/24 15:28	1
Chloroform	0.36	U	1.0	0.36	ug/L			03/12/24 15:28	1
Chloromethane	0.75	U	1.0	0.75	ug/L			03/12/24 15:28	1
2-Chlorotoluene	0.34	U	1.0	0.34	ug/L			03/12/24 15:28	1
4-Chlorotoluene	0.21	U	1.0	0.21	ug/L			03/12/24 15:28	1
1,2-Dibromo-3-Chloropropane	1.8	U	1.0	1.8	ug/L			03/12/24 15:28	1
Dibromomethane	0.34	U	1.0	0.34	ug/L			03/12/24 15:28	1
1,2-Dichlorobenzene	0.37	U	1.0	0.37	ug/L			03/12/24 15:28	1
1,3-Dichlorobenzene	0.33	U	1.0	0.33	ug/L			03/12/24 15:28	1
1,4-Dichlorobenzene	0.39	U	1.0	0.39	ug/L			03/12/24 15:28	1
Dichlorodifluoromethane	0.96	U *	1.0	0.96	ug/L			03/12/24 15:28	1
1,1-Dichloroethane	**0.53**	**J**	1.0	0.22	ug/L			03/12/24 15:28	1
1,2-Dichloroethane	0.54	U	1.0	0.54	ug/L			03/12/24 15:28	1
cis-1,2-Dichloroethene	0.32	U	1.0	0.32	ug/L			03/12/24 15:28	1
trans-1,2-Dichloroethene	0.37	U	1.0	0.37	ug/L			03/12/24 15:28	1
1,1-Dichloroethene	0.23	U	1.0	0.23	ug/L			03/12/24 15:28	1
1,2-Dichloropropane	0.52	U	1.0	0.52	ug/L			03/12/24 15:28	1
1,3-Dichloropropane	0.38	U	1.0	0.38	ug/L			03/12/24 15:28	1
2,2-Dichloropropane	0.38	U	1.0	0.38	ug/L			03/12/24 15:28	1

Method: SW846 8260B - Volatile Organic Compounds (GC/MS) (Continued)

Client Sample ID: PIN12-05.2402003-052 — **Lab Sample ID: 280-188501-21**
Date Collected: 03/05/24 09:45 — **Matrix: Water**
Date Received: 03/07/24 09:30

Analyte	Result	Qualifier	LOQ	DL	Unit	D	Prepared	Analyzed	Dil Fac
cis-1,3-Dichloropropene	0.63	U	2.0	0.63	ug/L			03/12/24 15:28	1
trans-1,3-Dichloropropene	0.65	U	1.0	0.65	ug/L			03/12/24 15:28	1
1,1-Dichloropropene	0.42	U	1.0	0.42	ug/L			03/12/24 15:28	1
Ethylbenzene	0.30	U	1.0	0.30	ug/L			03/12/24 15:28	1
Hexachlorobutadiene	1.2	U	2.0	1.2	ug/L			03/12/24 15:28	1
2-Hexanone	1.7	U	5.0	1.7	ug/L			03/12/24 15:28	1
Isopropylbenzene	0.36	U	1.0	0.36	ug/L			03/12/24 15:28	1
4-Isopropyltoluene	0.43	U	1.0	0.43	ug/L			03/12/24 15:28	1
Methylene Chloride	0.94	U	1.0	0.94	ug/L			03/12/24 15:28	1
4-Methyl-2-pentanone	0.98	U	5.0	0.98	ug/L			03/12/24 15:28	1
Naphthalene	0.63	U	2.0	0.63	ug/L			03/12/24 15:28	1
n-Propylbenzene	0.53	U	1.0	0.53	ug/L			03/12/24 15:28	1
Styrene	0.36	U	1.0	0.36	ug/L			03/12/24 15:28	1
1,1,1,2-Tetrachloroethane	0.58	U	1.0	0.58	ug/L			03/12/24 15:28	1
1,1,2,2-Tetrachloroethane	0.21	U	1.0	0.21	ug/L			03/12/24 15:28	1
Tetrachloroethene	0.40	U	1.0	0.40	ug/L			03/12/24 15:28	1
Toluene	**0.98**	**J**	1.0	0.32	ug/L			03/12/24 15:28	1
1,2,3-Trichlorobenzene	0.70	U	2.0	0.70	ug/L			03/12/24 15:28	1
1,2,4-Trichlorobenzene	0.58	U	1.0	0.58	ug/L			03/12/24 15:28	1
1,1,1-Trichloroethane	0.39	U	1.0	0.39	ug/L			03/12/24 15:28	1
1,1,2-Trichloroethane	0.27	U	1.0	0.27	ug/L			03/12/24 15:28	1
Trichloroethene	0.30	U	1.0	0.30	ug/L			03/12/24 15:28	1
Trichlorofluoromethane	0.57	U	1.0	0.57	ug/L			03/12/24 15:28	1
1,2,3-Trichloropropane	0.86	U	1.0	0.86	ug/L			03/12/24 15:28	1
1,2,4-Trimethylbenzene	0.15	U	1.0	0.15	ug/L			03/12/24 15:28	1
1,3,5-Trimethylbenzene	0.37	U	1.0	0.37	ug/L			03/12/24 15:28	1
Vinyl chloride	0.51	U	2.0	0.51	ug/L			03/12/24 15:28	1
Xylenes, Total	0.33	U	1.0	0.33	ug/L			03/12/24 15:28	1
1,2-Dibromoethane	0.40	U	1.0	0.40	ug/L			03/12/24 15:28	1

Surrogate	*%Recovery*	*Qualifier*	*Limits*	*Prepared*	*Analyzed*	*Dil Fac*
1,2-Dichloroethane-d4 (Surr)	*107*		*70 - 127*		*03/12/24 15:28*	*1*
Toluene-d8 (Surr)	*101*		*80 - 125*		*03/12/24 15:28*	*1*
4-Bromofluorobenzene (Surr)	*104*		*78 - 120*		*03/12/24 15:28*	*1*
Dibromofluoromethane (Surr)	*102*		*77 - 120*		*03/12/24 15:28*	*1*

Client Sample ID: PIN12-05.2402003-053 — **Lab Sample ID: 280-188501-22**
Date Collected: 03/04/24 08:40 — **Matrix: Water**
Date Received: 03/07/24 09:30

Analyte	Result	Qualifier	LOQ	DL	Unit	D	Prepared	Analyzed	Dil Fac
Acetone	6.6	U	15	6.6	ug/L			03/12/24 01:20	1
Benzene	0.31	U	1.0	0.31	ug/L			03/12/24 01:20	1
Bromobenzene	0.40	U	1.0	0.40	ug/L			03/12/24 01:20	1
Bromochloromethane	0.40	U	1.0	0.40	ug/L			03/12/24 01:20	1
Bromodichloromethane	0.39	U	1.0	0.39	ug/L			03/12/24 01:20	1
Bromoform	1.2	U	2.0	1.2	ug/L			03/12/24 01:20	1
Bromomethane	2.4	U	1.0	2.4	ug/L			03/12/24 01:20	1
2-Butanone (MEK)	6.0	U	5.0	6.0	ug/L			03/12/24 01:20	1
n-Butylbenzene	0.48	U	1.0	0.48	ug/L			03/12/24 01:20	1
sec-Butylbenzene	0.45	U	1.0	0.45	ug/L			03/12/24 01:20	1

Method: SW846 8260B - Volatile Organic Compounds (GC/MS) (Continued)

Client Sample ID: PIN12-05.2402003-053
Date Collected: 03/04/24 08:40
Date Received: 03/07/24 09:30

Lab Sample ID: 280-188501-22
Matrix: Water

Analyte	Result	Qualifier	LOQ	DL	Unit	D	Prepared	Analyzed	Dil Fac
tert-Butylbenzene	0.42	U	1.0	0.42	ug/L			03/12/24 01:20	1
Carbon disulfide	0.63	U	1.0	0.63	ug/L			03/12/24 01:20	1
Carbon tetrachloride	0.57	U	1.0	0.57	ug/L			03/12/24 01:20	1
Chlorobenzene	0.42	U	1.0	0.42	ug/L			03/12/24 01:20	1
Dibromochloromethane	0.62	U	2.0	0.62	ug/L			03/12/24 01:20	1
Chloroethane	1.4	U	1.0	1.4	ug/L			03/12/24 01:20	1
Chloroform	0.36	U	1.0	0.36	ug/L			03/12/24 01:20	1
Chloromethane	0.75	U	1.0	0.75	ug/L			03/12/24 01:20	1
2-Chlorotoluene	0.34	U	1.0	0.34	ug/L			03/12/24 01:20	1
4-Chlorotoluene	0.21	U	1.0	0.21	ug/L			03/12/24 01:20	1
1,2-Dibromo-3-Chloropropane	1.8	U	1.0	1.8	ug/L			03/12/24 01:20	1
Dibromomethane	0.34	U	1.0	0.34	ug/L			03/12/24 01:20	1
1,2-Dichlorobenzene	0.37	U	1.0	0.37	ug/L			03/12/24 01:20	1
1,3-Dichlorobenzene	0.33	U	1.0	0.33	ug/L			03/12/24 01:20	1
1,4-Dichlorobenzene	0.39	U	1.0	0.39	ug/L			03/12/24 01:20	1
Dichlorodifluoromethane	0.96	U	1.0	0.96	ug/L			03/12/24 01:20	1
1,1-Dichloroethane	0.22	U	1.0	0.22	ug/L			03/12/24 01:20	1
1,2-Dichloroethane	0.54	U	1.0	0.54	ug/L			03/12/24 01:20	1
cis-1,2-Dichloroethene	0.32	U	1.0	0.32	ug/L			03/12/24 01:20	1
trans-1,2-Dichloroethene	0.37	U	1.0	0.37	ug/L			03/12/24 01:20	1
1,1-Dichloroethene	0.23	U	1.0	0.23	ug/L			03/12/24 01:20	1
1,2-Dichloropropane	0.52	U	1.0	0.52	ug/L			03/12/24 01:20	1
1,3-Dichloropropane	0.38	U	1.0	0.38	ug/L			03/12/24 01:20	1
2,2-Dichloropropane	0.38	U	1.0	0.38	ug/L			03/12/24 01:20	1
cis-1,3-Dichloropropene	0.63	U	2.0	0.63	ug/L			03/12/24 01:20	1
trans-1,3-Dichloropropene	0.65	U	1.0	0.65	ug/L			03/12/24 01:20	1
1,1-Dichloropropene	0.42	U	1.0	0.42	ug/L			03/12/24 01:20	1
Ethylbenzene	0.30	U	1.0	0.30	ug/L			03/12/24 01:20	1
Hexachlorobutadiene	1.2	U	2.0	1.2	ug/L			03/12/24 01:20	1
2-Hexanone	1.7	U	5.0	1.7	ug/L			03/12/24 01:20	1
Isopropylbenzene	0.36	U	1.0	0.36	ug/L			03/12/24 01:20	1
4-Isopropyltoluene	0.43	U	1.0	0.43	ug/L			03/12/24 01:20	1
Methylene Chloride	0.94	U	1.0	0.94	ug/L			03/12/24 01:20	1
4-Methyl-2-pentanone	0.98	U	5.0	0.98	ug/L			03/12/24 01:20	1
Naphthalene	0.63	U	2.0	0.63	ug/L			03/12/24 01:20	1
n-Propylbenzene	0.53	U	1.0	0.53	ug/L			03/12/24 01:20	1
Styrene	0.36	U	1.0	0.36	ug/L			03/12/24 01:20	1
1,1,1,2-Tetrachloroethane	0.58	U	1.0	0.58	ug/L			03/12/24 01:20	1
1,1,2,2-Tetrachloroethane	0.21	U	1.0	0.21	ug/L			03/12/24 01:20	1
Tetrachloroethene	0.40	U	1.0	0.40	ug/L			03/12/24 01:20	1
Toluene	0.32	U	1.0	0.32	ug/L			03/12/24 01:20	1
1,2,3-Trichlorobenzene	0.70	U	2.0	0.70	ug/L			03/12/24 01:20	1
1,2,4-Trichlorobenzene	0.58	U	1.0	0.58	ug/L			03/12/24 01:20	1
1,1,1-Trichloroethane	0.39	U	1.0	0.39	ug/L			03/12/24 01:20	1
1,1,2-Trichloroethane	0.27	U	1.0	0.27	ug/L			03/12/24 01:20	1
Trichloroethene	0.30	U	1.0	0.30	ug/L			03/12/24 01:20	1
Trichlorofluoromethane	0.57	U	1.0	0.57	ug/L			03/12/24 01:20	1
1,2,3-Trichloropropane	0.86	U	1.0	0.86	ug/L			03/12/24 01:20	1
1,2,4-Trimethylbenzene	0.15	U	1.0	0.15	ug/L			03/12/24 01:20	1

Method: SW846 8260B - Volatile Organic Compounds (GC/MS) (Continued)

Client Sample ID: PIN12-05.2402003-053 — **Lab Sample ID: 280-188501-22**
Date Collected: 03/04/24 08:40 — **Matrix: Water**
Date Received: 03/07/24 09:30

Analyte	Result	Qualifier	LOQ	DL	Unit	D	Prepared	Analyzed	Dil Fac
1,3,5-Trimethylbenzene	0.37	U	1.0	0.37	ug/L			03/12/24 01:20	1
Vinyl chloride	0.51	U	2.0	0.51	ug/L			03/12/24 01:20	1
Xylenes, Total	0.33	U	1.0	0.33	ug/L			03/12/24 01:20	1
1,2-Dibromoethane	0.40	U	1.0	0.40	ug/L			03/12/24 01:20	1

Surrogate	*%Recovery*	*Qualifier*	*Limits*	*Prepared*	*Analyzed*	*Dil Fac*
1,2-Dichloroethane-d4 (Surr)	*83*		*70 - 127*		*03/12/24 01:20*	*1*
Toluene-d8 (Surr)	*95*		*80 - 125*		*03/12/24 01:20*	*1*
4-Bromofluorobenzene (Surr)	*91*		*78 - 120*		*03/12/24 01:20*	*1*
Dibromofluoromethane (Surr)	*93*		*77 - 120*		*03/12/24 01:20*	*1*

Client Sample ID: PIN12-05.2402003-054 — **Lab Sample ID: 280-188501-23**
Date Collected: 03/04/24 09:00 — **Matrix: Water**
Date Received: 03/07/24 09:30

Analyte	Result	Qualifier	LOQ	DL	Unit	D	Prepared	Analyzed	Dil Fac
Acetone	6.6	U	15	6.6	ug/L			03/12/24 01:42	1
Benzene	0.31	U	1.0	0.31	ug/L			03/12/24 01:42	1
Bromobenzene	0.40	U	1.0	0.40	ug/L			03/12/24 01:42	1
Bromochloromethane	0.40	U	1.0	0.40	ug/L			03/12/24 01:42	1
Bromodichloromethane	0.39	U	1.0	0.39	ug/L			03/12/24 01:42	1
Bromoform	1.2	U	2.0	1.2	ug/L			03/12/24 01:42	1
Bromomethane	2.4	U	1.0	2.4	ug/L			03/12/24 01:42	1
2-Butanone (MEK)	6.0	U	5.0	6.0	ug/L			03/12/24 01:42	1
n-Butylbenzene	0.48	U	1.0	0.48	ug/L			03/12/24 01:42	1
sec-Butylbenzene	0.45	U	1.0	0.45	ug/L			03/12/24 01:42	1
tert-Butylbenzene	0.42	U	1.0	0.42	ug/L			03/12/24 01:42	1
Carbon disulfide	0.63	U	1.0	0.63	ug/L			03/12/24 01:42	1
Carbon tetrachloride	0.57	U	1.0	0.57	ug/L			03/12/24 01:42	1
Chlorobenzene	0.42	U	1.0	0.42	ug/L			03/12/24 01:42	1
Dibromochloromethane	0.62	U	2.0	0.62	ug/L			03/12/24 01:42	1
Chloroethane	1.4	U	1.0	1.4	ug/L			03/12/24 01:42	1
Chloroform	0.36	U	1.0	0.36	ug/L			03/12/24 01:42	1
Chloromethane	0.75	U	1.0	0.75	ug/L			03/12/24 01:42	1
2-Chlorotoluene	0.34	U	1.0	0.34	ug/L			03/12/24 01:42	1
4-Chlorotoluene	0.21	U	1.0	0.21	ug/L			03/12/24 01:42	1
1,2-Dibromo-3-Chloropropane	1.8	U	1.0	1.8	ug/L			03/12/24 01:42	1
Dibromomethane	0.34	U	1.0	0.34	ug/L			03/12/24 01:42	1
1,2-Dichlorobenzene	0.37	U	1.0	0.37	ug/L			03/12/24 01:42	1
1,3-Dichlorobenzene	0.33	U	1.0	0.33	ug/L			03/12/24 01:42	1
1,4-Dichlorobenzene	0.39	U	1.0	0.39	ug/L			03/12/24 01:42	1
Dichlorodifluoromethane	0.96	U	1.0	0.96	ug/L			03/12/24 01:42	1
1,1-Dichloroethane	**0.68**	**J**	1.0	0.22	ug/L			03/12/24 01:42	1
1,2-Dichloroethane	0.54	U	1.0	0.54	ug/L			03/12/24 01:42	1
cis-1,2-Dichloroethene	**4.8**		1.0	0.32	ug/L			03/12/24 01:42	1
trans-1,2-Dichloroethene	**1.0**		1.0	0.37	ug/L			03/12/24 01:42	1
1,1-Dichloroethene	0.23	U	1.0	0.23	ug/L			03/12/24 01:42	1
1,2-Dichloropropane	0.52	U	1.0	0.52	ug/L			03/12/24 01:42	1
1,3-Dichloropropane	0.38	U	1.0	0.38	ug/L			03/12/24 01:42	1
2,2-Dichloropropane	0.38	U	1.0	0.38	ug/L			03/12/24 01:42	1
cis-1,3-Dichloropropene	0.63	U	2.0	0.63	ug/L			03/12/24 01:42	1

Method: SW846 8260B - Volatile Organic Compounds (GC/MS) (Continued)

Client Sample ID: PIN12-05.2402003-054 — **Lab Sample ID: 280-188501-23**
Date Collected: 03/04/24 09:00 — **Matrix: Water**
Date Received: 03/07/24 09:30

Analyte	Result	Qualifier	LOQ	DL	Unit	D	Prepared	Analyzed	Dil Fac
trans-1,3-Dichloropropene	0.65	U	1.0	0.65	ug/L			03/12/24 01:42	1
1,1-Dichloropropene	0.42	U	1.0	0.42	ug/L			03/12/24 01:42	1
Ethylbenzene	0.30	U	1.0	0.30	ug/L			03/12/24 01:42	1
Hexachlorobutadiene	1.2	U	2.0	1.2	ug/L			03/12/24 01:42	1
2-Hexanone	1.7	U	5.0	1.7	ug/L			03/12/24 01:42	1
Isopropylbenzene	0.36	U	1.0	0.36	ug/L			03/12/24 01:42	1
4-Isopropyltoluene	0.43	U	1.0	0.43	ug/L			03/12/24 01:42	1
Methylene Chloride	0.94	U	1.0	0.94	ug/L			03/12/24 01:42	1
4-Methyl-2-pentanone	0.98	U	5.0	0.98	ug/L			03/12/24 01:42	1
Naphthalene	0.63	U	2.0	0.63	ug/L			03/12/24 01:42	1
n-Propylbenzene	0.53	U	1.0	0.53	ug/L			03/12/24 01:42	1
Styrene	0.36	U	1.0	0.36	ug/L			03/12/24 01:42	1
1,1,1,2-Tetrachloroethane	0.58	U	1.0	0.58	ug/L			03/12/24 01:42	1
1,1,2,2-Tetrachloroethane	0.21	U	1.0	0.21	ug/L			03/12/24 01:42	1
Tetrachloroethene	0.40	U	1.0	0.40	ug/L			03/12/24 01:42	1
Toluene	0.32	U	1.0	0.32	ug/L			03/12/24 01:42	1
1,2,3-Trichlorobenzene	0.70	U	2.0	0.70	ug/L			03/12/24 01:42	1
1,2,4-Trichlorobenzene	0.58	U	1.0	0.58	ug/L			03/12/24 01:42	1
1,1,1-Trichloroethane	0.39	U	1.0	0.39	ug/L			03/12/24 01:42	1
1,1,2-Trichloroethane	0.27	U	1.0	0.27	ug/L			03/12/24 01:42	1
Trichloroethene	0.30	U	1.0	0.30	ug/L			03/12/24 01:42	1
Trichlorofluoromethane	0.57	U	1.0	0.57	ug/L			03/12/24 01:42	1
1,2,3-Trichloropropane	0.86	U	1.0	0.86	ug/L			03/12/24 01:42	1
1,2,4-Trimethylbenzene	0.15	U	1.0	0.15	ug/L			03/12/24 01:42	1
1,3,5-Trimethylbenzene	0.37	U	1.0	0.37	ug/L			03/12/24 01:42	1
Vinyl chloride	**7.3**		2.0	0.51	ug/L			03/12/24 01:42	1
Xylenes, Total	0.33	U	1.0	0.33	ug/L			03/12/24 01:42	1
1,2-Dibromoethane	0.40	U	1.0	0.40	ug/L			03/12/24 01:42	1

Surrogate	*%Recovery*	*Qualifier*	*Limits*	*Prepared*	*Analyzed*	*Dil Fac*
1,2-Dichloroethane-d4 (Surr)	*85*		*70 - 127*		*03/12/24 01:42*	*1*
Toluene-d8 (Surr)	*96*		*80 - 125*		*03/12/24 01:42*	*1*
4-Bromofluorobenzene (Surr)	*89*		*78 - 120*		*03/12/24 01:42*	*1*
Dibromofluoromethane (Surr)	*96*		*77 - 120*		*03/12/24 01:42*	*1*

Client Sample ID: PIN12-05.2402003-055 — **Lab Sample ID: 280-188501-24**
Date Collected: 03/04/24 09:20 — **Matrix: Water**
Date Received: 03/07/24 09:30

Analyte	Result	Qualifier	LOQ	DL	Unit	D	Prepared	Analyzed	Dil Fac
Acetone	6.6	U	15	6.6	ug/L			03/12/24 02:03	1
Benzene	0.31	U	1.0	0.31	ug/L			03/12/24 02:03	1
Bromobenzene	0.40	U	1.0	0.40	ug/L			03/12/24 02:03	1
Bromochloromethane	0.40	U	1.0	0.40	ug/L			03/12/24 02:03	1
Bromodichloromethane	0.39	U	1.0	0.39	ug/L			03/12/24 02:03	1
Bromoform	1.2	U	2.0	1.2	ug/L			03/12/24 02:03	1
Bromomethane	2.4	U	1.0	2.4	ug/L			03/12/24 02:03	1
2-Butanone (MEK)	6.0	U	5.0	6.0	ug/L			03/12/24 02:03	1
n-Butylbenzene	0.48	U	1.0	0.48	ug/L			03/12/24 02:03	1
sec-Butylbenzene	0.45	U	1.0	0.45	ug/L			03/12/24 02:03	1
tert-Butylbenzene	0.42	U	1.0	0.42	ug/L			03/12/24 02:03	1

Method: SW846 8260B - Volatile Organic Compounds (GC/MS) (Continued)

Client Sample ID: PIN12-05.2402003-055
Date Collected: 03/04/24 09:20
Date Received: 03/07/24 09:30

Lab Sample ID: 280-188501-24
Matrix: Water

Analyte	Result	Qualifier	LOQ	DL	Unit	D	Prepared	Analyzed	Dil Fac
Carbon disulfide	0.63	U	1.0	0.63	ug/L			03/12/24 02:03	1
Carbon tetrachloride	0.57	U	1.0	0.57	ug/L			03/12/24 02:03	1
Chlorobenzene	0.42	U	1.0	0.42	ug/L			03/12/24 02:03	1
Dibromochloromethane	0.62	U	2.0	0.62	ug/L			03/12/24 02:03	1
Chloroethane	1.4	U	1.0	1.4	ug/L			03/12/24 02:03	1
Chloroform	0.36	U	1.0	0.36	ug/L			03/12/24 02:03	1
Chloromethane	0.75	U	1.0	0.75	ug/L			03/12/24 02:03	1
2-Chlorotoluene	0.34	U	1.0	0.34	ug/L			03/12/24 02:03	1
4-Chlorotoluene	0.21	U	1.0	0.21	ug/L			03/12/24 02:03	1
1,2-Dibromo-3-Chloropropane	1.8	U	1.0	1.8	ug/L			03/12/24 02:03	1
Dibromomethane	0.34	U	1.0	0.34	ug/L			03/12/24 02:03	1
1,2-Dichlorobenzene	0.37	U	1.0	0.37	ug/L			03/12/24 02:03	1
1,3-Dichlorobenzene	0.33	U	1.0	0.33	ug/L			03/12/24 02:03	1
1,4-Dichlorobenzene	0.39	U	1.0	0.39	ug/L			03/12/24 02:03	1
Dichlorodifluoromethane	0.96	U	1.0	0.96	ug/L			03/12/24 02:03	1
1,1-Dichloroethane	0.22	U	1.0	0.22	ug/L			03/12/24 02:03	1
1,2-Dichloroethane	0.54	U	1.0	0.54	ug/L			03/12/24 02:03	1
cis-1,2-Dichloroethene	0.32	U	1.0	0.32	ug/L			03/12/24 02:03	1
trans-1,2-Dichloroethene	0.37	U	1.0	0.37	ug/L			03/12/24 02:03	1
1,1-Dichloroethene	0.23	U	1.0	0.23	ug/L			03/12/24 02:03	1
1,2-Dichloropropane	0.52	U	1.0	0.52	ug/L			03/12/24 02:03	1
1,3-Dichloropropane	0.38	U	1.0	0.38	ug/L			03/12/24 02:03	1
2,2-Dichloropropane	0.38	U	1.0	0.38	ug/L			03/12/24 02:03	1
cis-1,3-Dichloropropene	0.63	U	2.0	0.63	ug/L			03/12/24 02:03	1
trans-1,3-Dichloropropene	0.65	U	1.0	0.65	ug/L			03/12/24 02:03	1
1,1-Dichloropropene	0.42	U	1.0	0.42	ug/L			03/12/24 02:03	1
Ethylbenzene	0.30	U	1.0	0.30	ug/L			03/12/24 02:03	1
Hexachlorobutadiene	1.2	U	2.0	1.2	ug/L			03/12/24 02:03	1
2-Hexanone	1.7	U	5.0	1.7	ug/L			03/12/24 02:03	1
Isopropylbenzene	0.36	U	1.0	0.36	ug/L			03/12/24 02:03	1
4-Isopropyltoluene	0.43	U	1.0	0.43	ug/L			03/12/24 02:03	1
Methylene Chloride	0.94	U	1.0	0.94	ug/L			03/12/24 02:03	1
4-Methyl-2-pentanone	0.98	U	5.0	0.98	ug/L			03/12/24 02:03	1
Naphthalene	0.63	U	2.0	0.63	ug/L			03/12/24 02:03	1
n-Propylbenzene	0.53	U	1.0	0.53	ug/L			03/12/24 02:03	1
Styrene	0.36	U	1.0	0.36	ug/L			03/12/24 02:03	1
1,1,1,2-Tetrachloroethane	0.58	U	1.0	0.58	ug/L			03/12/24 02:03	1
1,1,2,2-Tetrachloroethane	0.21	U	1.0	0.21	ug/L			03/12/24 02:03	1
Tetrachloroethene	0.40	U	1.0	0.40	ug/L			03/12/24 02:03	1
Toluene	0.32	U	1.0	0.32	ug/L			03/12/24 02:03	1
1,2,3-Trichlorobenzene	0.70	U	2.0	0.70	ug/L			03/12/24 02:03	1
1,2,4-Trichlorobenzene	0.58	U	1.0	0.58	ug/L			03/12/24 02:03	1
1,1,1-Trichloroethane	0.39	U	1.0	0.39	ug/L			03/12/24 02:03	1
1,1,2-Trichloroethane	0.27	U	1.0	0.27	ug/L			03/12/24 02:03	1
Trichloroethene	0.30	U	1.0	0.30	ug/L			03/12/24 02:03	1
Trichlorofluoromethane	0.57	U	1.0	0.57	ug/L			03/12/24 02:03	1
1,2,3-Trichloropropane	0.86	U	1.0	0.86	ug/L			03/12/24 02:03	1
1,2,4-Trimethylbenzene	0.15	U	1.0	0.15	ug/L			03/12/24 02:03	1
1,3,5-Trimethylbenzene	0.37	U	1.0	0.37	ug/L			03/12/24 02:03	1

Method: SW846 8260B - Volatile Organic Compounds (GC/MS) (Continued)

Client Sample ID: PIN12-05.2402003-055 — **Lab Sample ID: 280-188501-24**
Date Collected: 03/04/24 09:20 — **Matrix: Water**
Date Received: 03/07/24 09:30

Analyte	Result	Qualifier	LOQ	DL	Unit	D	Prepared	Analyzed	Dil Fac
Vinyl chloride	0.51	U	2.0	0.51	ug/L			03/12/24 02:03	1
Xylenes, Total	0.33	U	1.0	0.33	ug/L			03/12/24 02:03	1
1,2-Dibromoethane	0.40	U	1.0	0.40	ug/L			03/12/24 02:03	1

Surrogate	*%Recovery*	*Qualifier*	*Limits*	*Prepared*	*Analyzed*	*Dil Fac*
1,2-Dichloroethane-d4 (Surr)	*84*		*70 - 127*		*03/12/24 02:03*	*1*
Toluene-d8 (Surr)	*96*		*80 - 125*		*03/12/24 02:03*	*1*
4-Bromofluorobenzene (Surr)	*90*		*78 - 120*		*03/12/24 02:03*	*1*
Dibromofluoromethane (Surr)	*93*		*77 - 120*		*03/12/24 02:03*	*1*

Client Sample ID: PIN12-05.2402003-090 — **Lab Sample ID: 280-188501-25**
Date Collected: 03/05/24 11:00 — **Matrix: Water**
Date Received: 03/07/24 09:30

Analyte	Result	Qualifier	LOQ	DL	Unit	D	Prepared	Analyzed	Dil Fac
Acetone	6.6	U	15	6.6	ug/L			03/12/24 15:50	1
Benzene	0.31	U	1.0	0.31	ug/L			03/12/24 15:50	1
Bromobenzene	0.40	U	1.0	0.40	ug/L			03/12/24 15:50	1
Bromochloromethane	0.40	U	1.0	0.40	ug/L			03/12/24 15:50	1
Bromodichloromethane	0.39	U	1.0	0.39	ug/L			03/12/24 15:50	1
Bromoform	1.2	U	2.0	1.2	ug/L			03/12/24 15:50	1
Bromomethane	2.4	U	1.0	2.4	ug/L			03/12/24 15:50	1
2-Butanone (MEK)	6.0	U	5.0	6.0	ug/L			03/12/24 15:50	1
n-Butylbenzene	0.48	U	1.0	0.48	ug/L			03/12/24 15:50	1
sec-Butylbenzene	0.45	U	1.0	0.45	ug/L			03/12/24 15:50	1
tert-Butylbenzene	0.42	U	1.0	0.42	ug/L			03/12/24 15:50	1
Carbon disulfide	0.63	U	1.0	0.63	ug/L			03/12/24 15:50	1
Carbon tetrachloride	0.57	U	1.0	0.57	ug/L			03/12/24 15:50	1
Chlorobenzene	0.42	U	1.0	0.42	ug/L			03/12/24 15:50	1
Dibromochloromethane	0.62	U	2.0	0.62	ug/L			03/12/24 15:50	1
Chloroethane	1.4	U	1.0	1.4	ug/L			03/12/24 15:50	1
Chloroform	0.36	U	1.0	0.36	ug/L			03/12/24 15:50	1
Chloromethane	0.75	U	1.0	0.75	ug/L			03/12/24 15:50	1
2-Chlorotoluene	0.34	U	1.0	0.34	ug/L			03/12/24 15:50	1
4-Chlorotoluene	0.21	U	1.0	0.21	ug/L			03/12/24 15:50	1
1,2-Dibromo-3-Chloropropane	1.8	U	1.0	1.8	ug/L			03/12/24 15:50	1
Dibromomethane	0.34	U	1.0	0.34	ug/L			03/12/24 15:50	1
1,2-Dichlorobenzene	0.37	U	1.0	0.37	ug/L			03/12/24 15:50	1
1,3-Dichlorobenzene	0.33	U	1.0	0.33	ug/L			03/12/24 15:50	1
1,4-Dichlorobenzene	0.39	U	1.0	0.39	ug/L			03/12/24 15:50	1
Dichlorodifluoromethane	0.96	U *	1.0	0.96	ug/L			03/12/24 15:50	1
1,1-Dichloroethane	0.22	U	1.0	0.22	ug/L			03/12/24 15:50	1
1,2-Dichloroethane	0.54	U	1.0	0.54	ug/L			03/12/24 15:50	1
cis-1,2-Dichloroethene	0.32	U	1.0	0.32	ug/L			03/12/24 15:50	1
trans-1,2-Dichloroethene	0.37	U	1.0	0.37	ug/L			03/12/24 15:50	1
1,1-Dichloroethene	0.23	U	1.0	0.23	ug/L			03/12/24 15:50	1
1,2-Dichloropropane	0.52	U	1.0	0.52	ug/L			03/12/24 15:50	1
1,3-Dichloropropane	0.38	U	1.0	0.38	ug/L			03/12/24 15:50	1
2,2-Dichloropropane	0.38	U	1.0	0.38	ug/L			03/12/24 15:50	1
cis-1,3-Dichloropropene	0.63	U	2.0	0.63	ug/L			03/12/24 15:50	1
trans-1,3-Dichloropropene	0.65	U	1.0	0.65	ug/L			03/12/24 15:50	1

Method: SW846 8260B - Volatile Organic Compounds (GC/MS) (Continued)

Client Sample ID: PIN12-05.2402003-090 — **Lab Sample ID: 280-188501-25**
Date Collected: 03/05/24 11:00 — **Matrix: Water**
Date Received: 03/07/24 09:30

Analyte	Result	Qualifier	LOQ	DL	Unit	D	Prepared	Analyzed	Dil Fac
1,1-Dichloropropene	0.42	U	1.0	0.42	ug/L			03/12/24 15:50	1
Ethylbenzene	0.30	U	1.0	0.30	ug/L			03/12/24 15:50	1
Hexachlorobutadiene	1.2	U	2.0	1.2	ug/L			03/12/24 15:50	1
2-Hexanone	1.7	U	5.0	1.7	ug/L			03/12/24 15:50	1
Isopropylbenzene	0.36	U	1.0	0.36	ug/L			03/12/24 15:50	1
4-Isopropyltoluene	0.43	U	1.0	0.43	ug/L			03/12/24 15:50	1
Methylene Chloride	0.94	U	1.0	0.94	ug/L			03/12/24 15:50	1
4-Methyl-2-pentanone	0.98	U	5.0	0.98	ug/L			03/12/24 15:50	1
Naphthalene	0.63	U	2.0	0.63	ug/L			03/12/24 15:50	1
n-Propylbenzene	0.53	U	1.0	0.53	ug/L			03/12/24 15:50	1
Styrene	0.36	U	1.0	0.36	ug/L			03/12/24 15:50	1
1,1,1,2-Tetrachloroethane	0.58	U	1.0	0.58	ug/L			03/12/24 15:50	1
1,1,2,2-Tetrachloroethane	0.21	U	1.0	0.21	ug/L			03/12/24 15:50	1
Tetrachloroethene	0.40	U	1.0	0.40	ug/L			03/12/24 15:50	1
Toluene	**0.59**	**J**	1.0	0.32	ug/L			03/12/24 15:50	1
1,2,3-Trichlorobenzene	0.70	U	2.0	0.70	ug/L			03/12/24 15:50	1
1,2,4-Trichlorobenzene	0.58	U	1.0	0.58	ug/L			03/12/24 15:50	1
1,1,1-Trichloroethane	0.39	U	1.0	0.39	ug/L			03/12/24 15:50	1
1,1,2-Trichloroethane	0.27	U	1.0	0.27	ug/L			03/12/24 15:50	1
Trichloroethene	0.30	U	1.0	0.30	ug/L			03/12/24 15:50	1
Trichlorofluoromethane	0.57	U	1.0	0.57	ug/L			03/12/24 15:50	1
1,2,3-Trichloropropane	0.86	U	1.0	0.86	ug/L			03/12/24 15:50	1
1,2,4-Trimethylbenzene	0.15	U	1.0	0.15	ug/L			03/12/24 15:50	1
1,3,5-Trimethylbenzene	0.37	U	1.0	0.37	ug/L			03/12/24 15:50	1
Vinyl chloride	0.51	U	2.0	0.51	ug/L			03/12/24 15:50	1
Xylenes, Total	0.33	U	1.0	0.33	ug/L			03/12/24 15:50	1
1,2-Dibromoethane	0.40	U	1.0	0.40	ug/L			03/12/24 15:50	1

Surrogate	*%Recovery*	*Qualifier*	*Limits*	*Prepared*	*Analyzed*	*Dil Fac*
1,2-Dichloroethane-d4 (Surr)	*108*		*70 - 127*		*03/12/24 15:50*	*1*
Toluene-d8 (Surr)	*102*		*80 - 125*		*03/12/24 15:50*	*1*
4-Bromofluorobenzene (Surr)	*105*		*78 - 120*		*03/12/24 15:50*	*1*
Dibromofluoromethane (Surr)	*103*		*77 - 120*		*03/12/24 15:50*	*1*

Client Sample ID: PIN12-05.2402003-091 — **Lab Sample ID: 280-188501-26**
Date Collected: 03/05/24 11:10 — **Matrix: Water**
Date Received: 03/07/24 09:30

Analyte	Result	Qualifier	LOQ	DL	Unit	D	Prepared	Analyzed	Dil Fac
Acetone	6.6	U	15	6.6	ug/L			03/12/24 16:11	1
Benzene	0.31	U	1.0	0.31	ug/L			03/12/24 16:11	1
Bromobenzene	0.40	U	1.0	0.40	ug/L			03/12/24 16:11	1
Bromochloromethane	0.40	U	1.0	0.40	ug/L			03/12/24 16:11	1
Bromodichloromethane	0.39	U	1.0	0.39	ug/L			03/12/24 16:11	1
Bromoform	1.2	U	2.0	1.2	ug/L			03/12/24 16:11	1
Bromomethane	2.4	U	1.0	2.4	ug/L			03/12/24 16:11	1
2-Butanone (MEK)	6.0	U	5.0	6.0	ug/L			03/12/24 16:11	1
n-Butylbenzene	0.48	U	1.0	0.48	ug/L			03/12/24 16:11	1
sec-Butylbenzene	0.45	U	1.0	0.45	ug/L			03/12/24 16:11	1
tert-Butylbenzene	0.42	U	1.0	0.42	ug/L			03/12/24 16:11	1
Carbon disulfide	0.63	U	1.0	0.63	ug/L			03/12/24 16:11	1

Method: SW846 8260B - Volatile Organic Compounds (GC/MS) (Continued)

Client Sample ID: PIN12-05.2402003-091
Date Collected: 03/05/24 11:10
Date Received: 03/07/24 09:30

Lab Sample ID: 280-188501-26
Matrix: Water

Analyte	Result	Qualifier	LOQ	DL	Unit	D	Prepared	Analyzed	Dil Fac
Carbon tetrachloride	0.57	U	1.0	0.57	ug/L			03/12/24 16:11	1
Chlorobenzene	0.42	U	1.0	0.42	ug/L			03/12/24 16:11	1
Dibromochloromethane	0.62	U	2.0	0.62	ug/L			03/12/24 16:11	1
Chloroethane	1.4	U	1.0	1.4	ug/L			03/12/24 16:11	1
Chloroform	0.36	U	1.0	0.36	ug/L			03/12/24 16:11	1
Chloromethane	0.75	U	1.0	0.75	ug/L			03/12/24 16:11	1
2-Chlorotoluene	0.34	U	1.0	0.34	ug/L			03/12/24 16:11	1
4-Chlorotoluene	0.21	U	1.0	0.21	ug/L			03/12/24 16:11	1
1,2-Dibromo-3-Chloropropane	1.8	U	1.0	1.8	ug/L			03/12/24 16:11	1
Dibromomethane	0.34	U	1.0	0.34	ug/L			03/12/24 16:11	1
1,2-Dichlorobenzene	0.37	U	1.0	0.37	ug/L			03/12/24 16:11	1
1,3-Dichlorobenzene	0.33	U	1.0	0.33	ug/L			03/12/24 16:11	1
1,4-Dichlorobenzene	0.39	U	1.0	0.39	ug/L			03/12/24 16:11	1
Dichlorodifluoromethane	0.96	U *	1.0	0.96	ug/L			03/12/24 16:11	1
1,1-Dichloroethane	0.22	U	1.0	0.22	ug/L			03/12/24 16:11	1
1,2-Dichloroethane	0.54	U	1.0	0.54	ug/L			03/12/24 16:11	1
cis-1,2-Dichloroethene	0.32	U	1.0	0.32	ug/L			03/12/24 16:11	1
trans-1,2-Dichloroethene	0.37	U	1.0	0.37	ug/L			03/12/24 16:11	1
1,1-Dichloroethene	0.23	U	1.0	0.23	ug/L			03/12/24 16:11	1
1,2-Dichloropropane	0.52	U	1.0	0.52	ug/L			03/12/24 16:11	1
1,3-Dichloropropane	0.38	U	1.0	0.38	ug/L			03/12/24 16:11	1
2,2-Dichloropropane	0.38	U	1.0	0.38	ug/L			03/12/24 16:11	1
cis-1,3-Dichloropropene	0.63	U	2.0	0.63	ug/L			03/12/24 16:11	1
trans-1,3-Dichloropropene	0.65	U	1.0	0.65	ug/L			03/12/24 16:11	1
1,1-Dichloropropene	0.42	U	1.0	0.42	ug/L			03/12/24 16:11	1
Ethylbenzene	0.30	U	1.0	0.30	ug/L			03/12/24 16:11	1
Hexachlorobutadiene	1.2	U	2.0	1.2	ug/L			03/12/24 16:11	1
2-Hexanone	1.7	U	5.0	1.7	ug/L			03/12/24 16:11	1
Isopropylbenzene	0.36	U	1.0	0.36	ug/L			03/12/24 16:11	1
4-Isopropyltoluene	0.43	U	1.0	0.43	ug/L			03/12/24 16:11	1
Methylene Chloride	0.94	U	1.0	0.94	ug/L			03/12/24 16:11	1
4-Methyl-2-pentanone	0.98	U	5.0	0.98	ug/L			03/12/24 16:11	1
Naphthalene	**1.0**	**J**	2.0	0.63	ug/L			03/12/24 16:11	1
n-Propylbenzene	0.53	U	1.0	0.53	ug/L			03/12/24 16:11	1
Styrene	0.36	U	1.0	0.36	ug/L			03/12/24 16:11	1
1,1,1,2-Tetrachloroethane	0.58	U	1.0	0.58	ug/L			03/12/24 16:11	1
1,1,2,2-Tetrachloroethane	0.21	U	1.0	0.21	ug/L			03/12/24 16:11	1
Tetrachloroethene	0.40	U	1.0	0.40	ug/L			03/12/24 16:11	1
Toluene	**0.48**	**J**	1.0	0.32	ug/L			03/12/24 16:11	1
1,2,3-Trichlorobenzene	0.70	U	2.0	0.70	ug/L			03/12/24 16:11	1
1,2,4-Trichlorobenzene	0.58	U	1.0	0.58	ug/L			03/12/24 16:11	1
1,1,1-Trichloroethane	0.39	U	1.0	0.39	ug/L			03/12/24 16:11	1
1,1,2-Trichloroethane	0.27	U	1.0	0.27	ug/L			03/12/24 16:11	1
Trichloroethene	0.30	U	1.0	0.30	ug/L			03/12/24 16:11	1
Trichlorofluoromethane	0.57	U	1.0	0.57	ug/L			03/12/24 16:11	1
1,2,3-Trichloropropane	0.86	U	1.0	0.86	ug/L			03/12/24 16:11	1
1,2,4-Trimethylbenzene	0.15	U	1.0	0.15	ug/L			03/12/24 16:11	1
1,3,5-Trimethylbenzene	0.37	U	1.0	0.37	ug/L			03/12/24 16:11	1
Vinyl chloride	**2.4**		2.0	0.51	ug/L			03/12/24 16:11	1

Method: SW846 8260B - Volatile Organic Compounds (GC/MS) (Continued)

Client Sample ID: PIN12-05.2402003-091 — **Lab Sample ID: 280-188501-26**
Date Collected: 03/05/24 11:10 — **Matrix: Water**
Date Received: 03/07/24 09:30

Analyte	Result	Qualifier	LOQ	DL	Unit	D	Prepared	Analyzed	Dil Fac
Xylenes, Total	0.33	U	1.0	0.33	ug/L			03/12/24 16:11	1
1,2-Dibromoethane	0.40	U	1.0	0.40	ug/L			03/12/24 16:11	1

Surrogate	*%Recovery*	*Qualifier*	*Limits*	*Prepared*	*Analyzed*	*Dil Fac*
1,2-Dichloroethane-d4 (Surr)	*108*		*70 - 127*		*03/12/24 16:11*	*1*
Toluene-d8 (Surr)	*106*		*80 - 125*		*03/12/24 16:11*	*1*
4-Bromofluorobenzene (Surr)	*101*		*78 - 120*		*03/12/24 16:11*	*1*
Dibromofluoromethane (Surr)	*103*		*77 - 120*		*03/12/24 16:11*	*1*

Client Sample ID: PIN12-05.2402003-092 — **Lab Sample ID: 280-188501-27**
Date Collected: 03/04/24 14:40 — **Matrix: Water**
Date Received: 03/07/24 09:30

Analyte	Result	Qualifier	LOQ	DL	Unit	D	Prepared	Analyzed	Dil Fac
Acetone	6.6	U	15	6.6	ug/L			03/12/24 02:25	1
Benzene	0.31	U	1.0	0.31	ug/L			03/12/24 02:25	1
Bromobenzene	0.40	U	1.0	0.40	ug/L			03/12/24 02:25	1
Bromochloromethane	0.40	U	1.0	0.40	ug/L			03/12/24 02:25	1
Bromodichloromethane	0.39	U	1.0	0.39	ug/L			03/12/24 02:25	1
Bromoform	1.2	U	2.0	1.2	ug/L			03/12/24 02:25	1
Bromomethane	2.4	U	1.0	2.4	ug/L			03/12/24 02:25	1
2-Butanone (MEK)	6.0	U	5.0	6.0	ug/L			03/12/24 02:25	1
n-Butylbenzene	0.48	U	1.0	0.48	ug/L			03/12/24 02:25	1
sec-Butylbenzene	0.45	U	1.0	0.45	ug/L			03/12/24 02:25	1
tert-Butylbenzene	0.42	U	1.0	0.42	ug/L			03/12/24 02:25	1
Carbon disulfide	0.63	U	1.0	0.63	ug/L			03/12/24 02:25	1
Carbon tetrachloride	0.57	U	1.0	0.57	ug/L			03/12/24 02:25	1
Chlorobenzene	0.42	U	1.0	0.42	ug/L			03/12/24 02:25	1
Dibromochloromethane	0.62	U	2.0	0.62	ug/L			03/12/24 02:25	1
Chloroethane	1.4	U	1.0	1.4	ug/L			03/12/24 02:25	1
Chloroform	0.36	U	1.0	0.36	ug/L			03/12/24 02:25	1
Chloromethane	0.75	U	1.0	0.75	ug/L			03/12/24 02:25	1
2-Chlorotoluene	0.34	U	1.0	0.34	ug/L			03/12/24 02:25	1
4-Chlorotoluene	0.21	U	1.0	0.21	ug/L			03/12/24 02:25	1
1,2-Dibromo-3-Chloropropane	1.8	U	1.0	1.8	ug/L			03/12/24 02:25	1
Dibromomethane	0.34	U	1.0	0.34	ug/L			03/12/24 02:25	1
1,2-Dichlorobenzene	0.37	U	1.0	0.37	ug/L			03/12/24 02:25	1
1,3-Dichlorobenzene	0.33	U	1.0	0.33	ug/L			03/12/24 02:25	1
1,4-Dichlorobenzene	0.39	U	1.0	0.39	ug/L			03/12/24 02:25	1
Dichlorodifluoromethane	0.96	U	1.0	0.96	ug/L			03/12/24 02:25	1
1,1-Dichloroethane	0.22	U	1.0	0.22	ug/L			03/12/24 02:25	1
1,2-Dichloroethane	0.54	U	1.0	0.54	ug/L			03/12/24 02:25	1
cis-1,2-Dichloroethene	0.32	U	1.0	0.32	ug/L			03/12/24 02:25	1
trans-1,2-Dichloroethene	0.37	U	1.0	0.37	ug/L			03/12/24 02:25	1
1,1-Dichloroethene	0.23	U	1.0	0.23	ug/L			03/12/24 02:25	1
1,2-Dichloropropane	0.52	U	1.0	0.52	ug/L			03/12/24 02:25	1
1,3-Dichloropropane	0.38	U	1.0	0.38	ug/L			03/12/24 02:25	1
2,2-Dichloropropane	0.38	U	1.0	0.38	ug/L			03/12/24 02:25	1
cis-1,3-Dichloropropene	0.63	U	2.0	0.63	ug/L			03/12/24 02:25	1
trans-1,3-Dichloropropene	0.65	U	1.0	0.65	ug/L			03/12/24 02:25	1
1,1-Dichloropropene	0.42	U	1.0	0.42	ug/L			03/12/24 02:25	1

Method: SW846 8260B - Volatile Organic Compounds (GC/MS) (Continued)

Client Sample ID: PIN12-05.2402003-092 — **Lab Sample ID: 280-188501-27**
Date Collected: 03/04/24 14:40 — **Matrix: Water**
Date Received: 03/07/24 09:30

Analyte	Result	Qualifier	LOQ	DL	Unit	D	Prepared	Analyzed	Dil Fac
Ethylbenzene	0.30	U	1.0	0.30	ug/L			03/12/24 02:25	1
Hexachlorobutadiene	1.2	U	2.0	1.2	ug/L			03/12/24 02:25	1
2-Hexanone	1.7	U	5.0	1.7	ug/L			03/12/24 02:25	1
Isopropylbenzene	0.36	U	1.0	0.36	ug/L			03/12/24 02:25	1
4-Isopropyltoluene	0.43	U	1.0	0.43	ug/L			03/12/24 02:25	1
Methylene Chloride	0.94	U	1.0	0.94	ug/L			03/12/24 02:25	1
4-Methyl-2-pentanone	0.98	U	5.0	0.98	ug/L			03/12/24 02:25	1
Naphthalene	0.63	U	2.0	0.63	ug/L			03/12/24 02:25	1
n-Propylbenzene	0.53	U	1.0	0.53	ug/L			03/12/24 02:25	1
Styrene	0.36	U	1.0	0.36	ug/L			03/12/24 02:25	1
1,1,1,2-Tetrachloroethane	0.58	U	1.0	0.58	ug/L			03/12/24 02:25	1
1,1,2,2-Tetrachloroethane	0.21	U	1.0	0.21	ug/L			03/12/24 02:25	1
Tetrachloroethene	0.40	U	1.0	0.40	ug/L			03/12/24 02:25	1
Toluene	0.32	U	1.0	0.32	ug/L			03/12/24 02:25	1
1,2,3-Trichlorobenzene	0.70	U	2.0	0.70	ug/L			03/12/24 02:25	1
1,2,4-Trichlorobenzene	0.58	U	1.0	0.58	ug/L			03/12/24 02:25	1
1,1,1-Trichloroethane	0.39	U	1.0	0.39	ug/L			03/12/24 02:25	1
1,1,2-Trichloroethane	0.27	U	1.0	0.27	ug/L			03/12/24 02:25	1
Trichloroethene	0.30	U	1.0	0.30	ug/L			03/12/24 02:25	1
Trichlorofluoromethane	0.57	U	1.0	0.57	ug/L			03/12/24 02:25	1
1,2,3-Trichloropropane	0.86	U	1.0	0.86	ug/L			03/12/24 02:25	1
1,2,4-Trimethylbenzene	0.15	U	1.0	0.15	ug/L			03/12/24 02:25	1
1,3,5-Trimethylbenzene	0.37	U	1.0	0.37	ug/L			03/12/24 02:25	1
Vinyl chloride	0.51	U	2.0	0.51	ug/L			03/12/24 02:25	1
Xylenes, Total	0.33	U	1.0	0.33	ug/L			03/12/24 02:25	1
1,2-Dibromoethane	0.40	U	1.0	0.40	ug/L			03/12/24 02:25	1

Surrogate	*%Recovery*	*Qualifier*	*Limits*	*Prepared*	*Analyzed*	*Dil Fac*
1,2-Dichloroethane-d4 (Surr)	*86*		*70 - 127*		*03/12/24 02:25*	*1*
Toluene-d8 (Surr)	*96*		*80 - 125*		*03/12/24 02:25*	*1*
4-Bromofluorobenzene (Surr)	*89*		*78 - 120*		*03/12/24 02:25*	*1*
Dibromofluoromethane (Surr)	*95*		*77 - 120*		*03/12/24 02:25*	*1*

Client Sample ID: PIN12-05.2402003-093 — **Lab Sample ID: 280-188501-28**
Date Collected: 03/04/24 15:10 — **Matrix: Water**
Date Received: 03/07/24 09:30

Analyte	Result	Qualifier	LOQ	DL	Unit	D	Prepared	Analyzed	Dil Fac
Acetone	6.6	U	15	6.6	ug/L			03/12/24 02:46	1
Benzene	0.31	U	1.0	0.31	ug/L			03/12/24 02:46	1
Bromobenzene	0.40	U	1.0	0.40	ug/L			03/12/24 02:46	1
Bromochloromethane	0.40	U	1.0	0.40	ug/L			03/12/24 02:46	1
Bromodichloromethane	0.39	U	1.0	0.39	ug/L			03/12/24 02:46	1
Bromoform	1.2	U	2.0	1.2	ug/L			03/12/24 02:46	1
Bromomethane	2.4	U	1.0	2.4	ug/L			03/12/24 02:46	1
2-Butanone (MEK)	6.0	U	5.0	6.0	ug/L			03/12/24 02:46	1
n-Butylbenzene	0.48	U	1.0	0.48	ug/L			03/12/24 02:46	1
sec-Butylbenzene	0.45	U	1.0	0.45	ug/L			03/12/24 02:46	1
tert-Butylbenzene	0.42	U	1.0	0.42	ug/L			03/12/24 02:46	1
Carbon disulfide	0.63	U	1.0	0.63	ug/L			03/12/24 02:46	1
Carbon tetrachloride	0.57	U	1.0	0.57	ug/L			03/12/24 02:46	1

Method: SW846 8260B - Volatile Organic Compounds (GC/MS) (Continued)

Client Sample ID: PIN12-05.2402003-093
Date Collected: 03/04/24 15:10
Date Received: 03/07/24 09:30

Lab Sample ID: 280-188501-28
Matrix: Water

Analyte	Result	Qualifier	LOQ	DL	Unit	D	Prepared	Analyzed	Dil Fac
Chlorobenzene	0.42	U	1.0	0.42	ug/L			03/12/24 02:46	1
Dibromochloromethane	0.62	U	2.0	0.62	ug/L			03/12/24 02:46	1
Chloroethane	1.4	U	1.0	1.4	ug/L			03/12/24 02:46	1
Chloroform	0.36	U	1.0	0.36	ug/L			03/12/24 02:46	1
Chloromethane	0.75	U	1.0	0.75	ug/L			03/12/24 02:46	1
2-Chlorotoluene	0.34	U	1.0	0.34	ug/L			03/12/24 02:46	1
4-Chlorotoluene	0.21	U	1.0	0.21	ug/L			03/12/24 02:46	1
1,2-Dibromo-3-Chloropropane	1.8	U	1.0	1.8	ug/L			03/12/24 02:46	1
Dibromomethane	0.34	U	1.0	0.34	ug/L			03/12/24 02:46	1
1,2-Dichlorobenzene	0.37	U	1.0	0.37	ug/L			03/12/24 02:46	1
1,3-Dichlorobenzene	0.33	U	1.0	0.33	ug/L			03/12/24 02:46	1
1,4-Dichlorobenzene	0.39	U	1.0	0.39	ug/L			03/12/24 02:46	1
Dichlorodifluoromethane	0.96	U	1.0	0.96	ug/L			03/12/24 02:46	1
1,1-Dichloroethane	**0.32**	**J**	1.0	0.22	ug/L			03/12/24 02:46	1
1,2-Dichloroethane	0.54	U	1.0	0.54	ug/L			03/12/24 02:46	1
cis-1,2-Dichloroethene	**0.55**	**J**	1.0	0.32	ug/L			03/12/24 02:46	1
trans-1,2-Dichloroethene	0.37	U	1.0	0.37	ug/L			03/12/24 02:46	1
1,1-Dichloroethene	0.23	U	1.0	0.23	ug/L			03/12/24 02:46	1
1,2-Dichloropropane	0.52	U	1.0	0.52	ug/L			03/12/24 02:46	1
1,3-Dichloropropane	0.38	U	1.0	0.38	ug/L			03/12/24 02:46	1
2,2-Dichloropropane	0.38	U	1.0	0.38	ug/L			03/12/24 02:46	1
cis-1,3-Dichloropropene	0.63	U	2.0	0.63	ug/L			03/12/24 02:46	1
trans-1,3-Dichloropropene	0.65	U	1.0	0.65	ug/L			03/12/24 02:46	1
1,1-Dichloropropene	0.42	U	1.0	0.42	ug/L			03/12/24 02:46	1
Ethylbenzene	0.30	U	1.0	0.30	ug/L			03/12/24 02:46	1
Hexachlorobutadiene	1.2	U	2.0	1.2	ug/L			03/12/24 02:46	1
2-Hexanone	1.7	U	5.0	1.7	ug/L			03/12/24 02:46	1
Isopropylbenzene	0.36	U	1.0	0.36	ug/L			03/12/24 02:46	1
4-Isopropyltoluene	0.43	U	1.0	0.43	ug/L			03/12/24 02:46	1
Methylene Chloride	0.94	U	1.0	0.94	ug/L			03/12/24 02:46	1
4-Methyl-2-pentanone	0.98	U	5.0	0.98	ug/L			03/12/24 02:46	1
Naphthalene	0.63	U	2.0	0.63	ug/L			03/12/24 02:46	1
n-Propylbenzene	0.53	U	1.0	0.53	ug/L			03/12/24 02:46	1
Styrene	0.36	U	1.0	0.36	ug/L			03/12/24 02:46	1
1,1,1,2-Tetrachloroethane	0.58	U	1.0	0.58	ug/L			03/12/24 02:46	1
1,1,2,2-Tetrachloroethane	0.21	U	1.0	0.21	ug/L			03/12/24 02:46	1
Tetrachloroethene	0.40	U	1.0	0.40	ug/L			03/12/24 02:46	1
Toluene	0.32	U	1.0	0.32	ug/L			03/12/24 02:46	1
1,2,3-Trichlorobenzene	0.70	U	2.0	0.70	ug/L			03/12/24 02:46	1
1,2,4-Trichlorobenzene	0.58	U	1.0	0.58	ug/L			03/12/24 02:46	1
1,1,1-Trichloroethane	0.39	U	1.0	0.39	ug/L			03/12/24 02:46	1
1,1,2-Trichloroethane	0.27	U	1.0	0.27	ug/L			03/12/24 02:46	1
Trichloroethene	0.30	U	1.0	0.30	ug/L			03/12/24 02:46	1
Trichlorofluoromethane	0.57	U	1.0	0.57	ug/L			03/12/24 02:46	1
1,2,3-Trichloropropane	0.86	U	1.0	0.86	ug/L			03/12/24 02:46	1
1,2,4-Trimethylbenzene	0.15	U	1.0	0.15	ug/L			03/12/24 02:46	1
1,3,5-Trimethylbenzene	0.37	U	1.0	0.37	ug/L			03/12/24 02:46	1
Vinyl chloride	**0.83**	**J**	2.0	0.51	ug/L			03/12/24 02:46	1
Xylenes, Total	0.33	U	1.0	0.33	ug/L			03/12/24 02:46	1

Method: SW846 8260B - Volatile Organic Compounds (GC/MS) (Continued)

Client Sample ID: PIN12-05.2402003-093 — **Lab Sample ID: 280-188501-28**
Date Collected: 03/04/24 15:10 — **Matrix: Water**
Date Received: 03/07/24 09:30

Analyte	Result	Qualifier	LOQ	DL	Unit	D	Prepared	Analyzed	Dil Fac
1,2-Dibromoethane	0.40	U	1.0	0.40	ug/L			03/12/24 02:46	1

Surrogate	*%Recovery*	*Qualifier*	*Limits*	*Prepared*	*Analyzed*	*Dil Fac*
1,2-Dichloroethane-d4 (Surr)	*86*		*70 - 127*		*03/12/24 02:46*	*1*
Toluene-d8 (Surr)	*94*		*80 - 125*		*03/12/24 02:46*	*1*
4-Bromofluorobenzene (Surr)	*90*		*78 - 120*		*03/12/24 02:46*	*1*
Dibromofluoromethane (Surr)	*96*		*77 - 120*		*03/12/24 02:46*	*1*

Client Sample ID: PIN12-05.2402003-094 — **Lab Sample ID: 280-188501-29**
Date Collected: 03/04/24 15:45 — **Matrix: Water**
Date Received: 03/07/24 09:30

Analyte	Result	Qualifier	LOQ	DL	Unit	D	Prepared	Analyzed	Dil Fac
Acetone	6.6	U	15	6.6	ug/L			03/12/24 03:08	1
Benzene	0.31	U	1.0	0.31	ug/L			03/12/24 03:08	1
Bromobenzene	0.40	U	1.0	0.40	ug/L			03/12/24 03:08	1
Bromochloromethane	0.40	U	1.0	0.40	ug/L			03/12/24 03:08	1
Bromodichloromethane	0.39	U	1.0	0.39	ug/L			03/12/24 03:08	1
Bromoform	1.2	U	2.0	1.2	ug/L			03/12/24 03:08	1
Bromomethane	2.4	U	1.0	2.4	ug/L			03/12/24 03:08	1
2-Butanone (MEK)	6.0	U	5.0	6.0	ug/L			03/12/24 03:08	1
n-Butylbenzene	0.48	U	1.0	0.48	ug/L			03/12/24 03:08	1
sec-Butylbenzene	0.45	U	1.0	0.45	ug/L			03/12/24 03:08	1
tert-Butylbenzene	0.42	U	1.0	0.42	ug/L			03/12/24 03:08	1
Carbon disulfide	0.63	U	1.0	0.63	ug/L			03/12/24 03:08	1
Carbon tetrachloride	0.57	U	1.0	0.57	ug/L			03/12/24 03:08	1
Chlorobenzene	0.42	U	1.0	0.42	ug/L			03/12/24 03:08	1
Dibromochloromethane	0.62	U	2.0	0.62	ug/L			03/12/24 03:08	1
Chloroethane	1.4	U	1.0	1.4	ug/L			03/12/24 03:08	1
Chloroform	0.36	U	1.0	0.36	ug/L			03/12/24 03:08	1
Chloromethane	0.75	U	1.0	0.75	ug/L			03/12/24 03:08	1
2-Chlorotoluene	0.34	U	1.0	0.34	ug/L			03/12/24 03:08	1
4-Chlorotoluene	0.21	U	1.0	0.21	ug/L			03/12/24 03:08	1
1,2-Dibromo-3-Chloropropane	1.8	U	1.0	1.8	ug/L			03/12/24 03:08	1
Dibromomethane	0.34	U	1.0	0.34	ug/L			03/12/24 03:08	1
1,2-Dichlorobenzene	0.37	U	1.0	0.37	ug/L			03/12/24 03:08	1
1,3-Dichlorobenzene	0.33	U	1.0	0.33	ug/L			03/12/24 03:08	1
1,4-Dichlorobenzene	0.39	U	1.0	0.39	ug/L			03/12/24 03:08	1
Dichlorodifluoromethane	0.96	U	1.0	0.96	ug/L			03/12/24 03:08	1
1,1-Dichloroethane	0.22	U	1.0	0.22	ug/L			03/12/24 03:08	1
1,2-Dichloroethane	0.54	U	1.0	0.54	ug/L			03/12/24 03:08	1
cis-1,2-Dichloroethene	**0.53**	**J**	1.0	0.32	ug/L			03/12/24 03:08	1
trans-1,2-Dichloroethene	0.37	U	1.0	0.37	ug/L			03/12/24 03:08	1
1,1-Dichloroethene	0.23	U	1.0	0.23	ug/L			03/12/24 03:08	1
1,2-Dichloropropane	0.52	U	1.0	0.52	ug/L			03/12/24 03:08	1
1,3-Dichloropropane	0.38	U	1.0	0.38	ug/L			03/12/24 03:08	1
2,2-Dichloropropane	0.38	U	1.0	0.38	ug/L			03/12/24 03:08	1
cis-1,3-Dichloropropene	0.63	U	2.0	0.63	ug/L			03/12/24 03:08	1
trans-1,3-Dichloropropene	0.65	U	1.0	0.65	ug/L			03/12/24 03:08	1
1,1-Dichloropropene	0.42	U	1.0	0.42	ug/L			03/12/24 03:08	1
Ethylbenzene	0.30	U	1.0	0.30	ug/L			03/12/24 03:08	1

Method: SW846 8260B - Volatile Organic Compounds (GC/MS) (Continued)

Client Sample ID: PIN12-05.2402003-094 — **Lab Sample ID: 280-188501-29**
Date Collected: 03/04/24 15:45 — **Matrix: Water**
Date Received: 03/07/24 09:30

Analyte	Result	Qualifier	LOQ	DL	Unit	D	Prepared	Analyzed	Dil Fac
Hexachlorobutadiene	1.2	U	2.0	1.2	ug/L			03/12/24 03:08	1
2-Hexanone	1.7	U	5.0	1.7	ug/L			03/12/24 03:08	1
Isopropylbenzene	0.36	U	1.0	0.36	ug/L			03/12/24 03:08	1
4-Isopropyltoluene	0.43	U	1.0	0.43	ug/L			03/12/24 03:08	1
Methylene Chloride	0.94	U	1.0	0.94	ug/L			03/12/24 03:08	1
4-Methyl-2-pentanone	0.98	U	5.0	0.98	ug/L			03/12/24 03:08	1
Naphthalene	0.63	U	2.0	0.63	ug/L			03/12/24 03:08	1
n-Propylbenzene	0.53	U	1.0	0.53	ug/L			03/12/24 03:08	1
Styrene	0.36	U	1.0	0.36	ug/L			03/12/24 03:08	1
1,1,1,2-Tetrachloroethane	0.58	U	1.0	0.58	ug/L			03/12/24 03:08	1
1,1,2,2-Tetrachloroethane	0.21	U	1.0	0.21	ug/L			03/12/24 03:08	1
Tetrachloroethene	0.40	U	1.0	0.40	ug/L			03/12/24 03:08	1
Toluene	0.32	U	1.0	0.32	ug/L			03/12/24 03:08	1
1,2,3-Trichlorobenzene	0.70	U	2.0	0.70	ug/L			03/12/24 03:08	1
1,2,4-Trichlorobenzene	0.58	U	1.0	0.58	ug/L			03/12/24 03:08	1
1,1,1-Trichloroethane	0.39	U	1.0	0.39	ug/L			03/12/24 03:08	1
1,1,2-Trichloroethane	0.27	U	1.0	0.27	ug/L			03/12/24 03:08	1
Trichloroethene	0.30	U	1.0	0.30	ug/L			03/12/24 03:08	1
Trichlorofluoromethane	0.57	U	1.0	0.57	ug/L			03/12/24 03:08	1
1,2,3-Trichloropropane	0.86	U	1.0	0.86	ug/L			03/12/24 03:08	1
1,2,4-Trimethylbenzene	0.15	U	1.0	0.15	ug/L			03/12/24 03:08	1
1,3,5-Trimethylbenzene	0.37	U	1.0	0.37	ug/L			03/12/24 03:08	1
Vinyl chloride	0.51	U	2.0	0.51	ug/L			03/12/24 03:08	1
Xylenes, Total	0.33	U	1.0	0.33	ug/L			03/12/24 03:08	1
1,2-Dibromoethane	0.40	U	1.0	0.40	ug/L			03/12/24 03:08	1

Surrogate	*%Recovery*	*Qualifier*	*Limits*	*Prepared*	*Analyzed*	*Dil Fac*
1,2-Dichloroethane-d4 (Surr)	*85*		*70 - 127*		*03/12/24 03:08*	*1*
Toluene-d8 (Surr)	*94*		*80 - 125*		*03/12/24 03:08*	*1*
4-Bromofluorobenzene (Surr)	*90*		*78 - 120*		*03/12/24 03:08*	*1*
Dibromofluoromethane (Surr)	*96*		*77 - 120*		*03/12/24 03:08*	*1*

Client Sample ID: PIN12-05.2402003-095 — **Lab Sample ID: 280-188501-30**
Date Collected: 03/04/24 11:30 — **Matrix: Water**
Date Received: 03/07/24 09:30

Analyte	Result	Qualifier	LOQ	DL	Unit	D	Prepared	Analyzed	Dil Fac
Acetone	6.6	U	15	6.6	ug/L			03/12/24 03:29	1
Benzene	0.31	U	1.0	0.31	ug/L			03/12/24 03:29	1
Bromobenzene	0.40	U	1.0	0.40	ug/L			03/12/24 03:29	1
Bromochloromethane	0.40	U	1.0	0.40	ug/L			03/12/24 03:29	1
Bromodichloromethane	0.39	U	1.0	0.39	ug/L			03/12/24 03:29	1
Bromoform	1.2	U	2.0	1.2	ug/L			03/12/24 03:29	1
Bromomethane	2.4	U	1.0	2.4	ug/L			03/12/24 03:29	1
2-Butanone (MEK)	6.0	U	5.0	6.0	ug/L			03/12/24 03:29	1
n-Butylbenzene	0.48	U	1.0	0.48	ug/L			03/12/24 03:29	1
sec-Butylbenzene	0.45	U	1.0	0.45	ug/L			03/12/24 03:29	1
tert-Butylbenzene	0.42	U	1.0	0.42	ug/L			03/12/24 03:29	1
Carbon disulfide	0.63	U	1.0	0.63	ug/L			03/12/24 03:29	1
Carbon tetrachloride	0.57	U	1.0	0.57	ug/L			03/12/24 03:29	1
Chlorobenzene	0.42	U	1.0	0.42	ug/L			03/12/24 03:29	1

Method: SW846 8260B - Volatile Organic Compounds (GC/MS) (Continued)

Client Sample ID: PIN12-05.2402003-095
Date Collected: 03/04/24 11:30
Date Received: 03/07/24 09:30

Lab Sample ID: 280-188501-30
Matrix: Water

Analyte	Result	Qualifier	LOQ	DL	Unit	D	Prepared	Analyzed	Dil Fac
Dibromochloromethane	0.62	U	2.0	0.62	ug/L			03/12/24 03:29	1
Chloroethane	1.4	U	1.0	1.4	ug/L			03/12/24 03:29	1
Chloroform	0.36	U	1.0	0.36	ug/L			03/12/24 03:29	1
Chloromethane	0.75	U	1.0	0.75	ug/L			03/12/24 03:29	1
2-Chlorotoluene	0.34	U	1.0	0.34	ug/L			03/12/24 03:29	1
4-Chlorotoluene	0.21	U	1.0	0.21	ug/L			03/12/24 03:29	1
1,2-Dibromo-3-Chloropropane	1.8	U	1.0	1.8	ug/L			03/12/24 03:29	1
Dibromomethane	0.34	U	1.0	0.34	ug/L			03/12/24 03:29	1
1,2-Dichlorobenzene	0.37	U	1.0	0.37	ug/L			03/12/24 03:29	1
1,3-Dichlorobenzene	0.33	U	1.0	0.33	ug/L			03/12/24 03:29	1
1,4-Dichlorobenzene	0.39	U	1.0	0.39	ug/L			03/12/24 03:29	1
Dichlorodifluoromethane	0.96	U	1.0	0.96	ug/L			03/12/24 03:29	1
1,1-Dichloroethane	0.22	U	1.0	0.22	ug/L			03/12/24 03:29	1
1,2-Dichloroethane	0.54	U	1.0	0.54	ug/L			03/12/24 03:29	1
cis-1,2-Dichloroethene	**1.5**		1.0	0.32	ug/L			03/12/24 03:29	1
trans-1,2-Dichloroethene	0.37	U	1.0	0.37	ug/L			03/12/24 03:29	1
1,1-Dichloroethene	0.23	U	1.0	0.23	ug/L			03/12/24 03:29	1
1,2-Dichloropropane	0.52	U	1.0	0.52	ug/L			03/12/24 03:29	1
1,3-Dichloropropane	0.38	U	1.0	0.38	ug/L			03/12/24 03:29	1
2,2-Dichloropropane	0.38	U	1.0	0.38	ug/L			03/12/24 03:29	1
cis-1,3-Dichloropropene	0.63	U	2.0	0.63	ug/L			03/12/24 03:29	1
trans-1,3-Dichloropropene	0.65	U	1.0	0.65	ug/L			03/12/24 03:29	1
1,1-Dichloropropene	0.42	U	1.0	0.42	ug/L			03/12/24 03:29	1
Ethylbenzene	0.30	U	1.0	0.30	ug/L			03/12/24 03:29	1
Hexachlorobutadiene	1.2	U	2.0	1.2	ug/L			03/12/24 03:29	1
2-Hexanone	1.7	U	5.0	1.7	ug/L			03/12/24 03:29	1
Isopropylbenzene	0.36	U	1.0	0.36	ug/L			03/12/24 03:29	1
4-Isopropyltoluene	0.43	U	1.0	0.43	ug/L			03/12/24 03:29	1
Methylene Chloride	0.94	U	1.0	0.94	ug/L			03/12/24 03:29	1
4-Methyl-2-pentanone	0.98	U	5.0	0.98	ug/L			03/12/24 03:29	1
Naphthalene	0.63	U	2.0	0.63	ug/L			03/12/24 03:29	1
n-Propylbenzene	0.53	U	1.0	0.53	ug/L			03/12/24 03:29	1
Styrene	0.36	U	1.0	0.36	ug/L			03/12/24 03:29	1
1,1,1,2-Tetrachloroethane	0.58	U	1.0	0.58	ug/L			03/12/24 03:29	1
1,1,2,2-Tetrachloroethane	0.21	U	1.0	0.21	ug/L			03/12/24 03:29	1
Tetrachloroethene	0.40	U	1.0	0.40	ug/L			03/12/24 03:29	1
Toluene	0.32	U	1.0	0.32	ug/L			03/12/24 03:29	1
1,2,3-Trichlorobenzene	0.70	U	2.0	0.70	ug/L			03/12/24 03:29	1
1,2,4-Trichlorobenzene	0.58	U	1.0	0.58	ug/L			03/12/24 03:29	1
1,1,1-Trichloroethane	0.39	U	1.0	0.39	ug/L			03/12/24 03:29	1
1,1,2-Trichloroethane	0.27	U	1.0	0.27	ug/L			03/12/24 03:29	1
Trichloroethene	0.30	U	1.0	0.30	ug/L			03/12/24 03:29	1
Trichlorofluoromethane	0.57	U	1.0	0.57	ug/L			03/12/24 03:29	1
1,2,3-Trichloropropane	0.86	U	1.0	0.86	ug/L			03/12/24 03:29	1
1,2,4-Trimethylbenzene	0.15	U	1.0	0.15	ug/L			03/12/24 03:29	1
1,3,5-Trimethylbenzene	0.37	U	1.0	0.37	ug/L			03/12/24 03:29	1
Vinyl chloride	**6.5**		2.0	0.51	ug/L			03/12/24 03:29	1
Xylenes, Total	0.33	U	1.0	0.33	ug/L			03/12/24 03:29	1
1,2-Dibromoethane	0.40	U	1.0	0.40	ug/L			03/12/24 03:29	1

Method: SW846 8260B - Volatile Organic Compounds (GC/MS) (Continued)

Surrogate	%Recovery	Qualifier	Limits	Prepared	Analyzed	Dil Fac
1,2-Dichloroethane-d4 (Surr)	84		70 - 127		03/12/24 03:29	1
Toluene-d8 (Surr)	93		80 - 125		03/12/24 03:29	1
4-Bromofluorobenzene (Surr)	89		78 - 120		03/12/24 03:29	1
Dibromofluoromethane (Surr)	94		77 - 120		03/12/24 03:29	1

Client Sample ID: PIN12-05.2402003-096 — **Lab Sample ID: 280-188501-31**
Date Collected: 03/04/24 13:20 — **Matrix: Water**
Date Received: 03/07/24 09:30

Analyte	Result	Qualifier	LOQ	DL	Unit	D	Prepared	Analyzed	Dil Fac
Acetone	6.6	U	15	6.6	ug/L			03/12/24 03:51	1
Benzene	0.31	U	1.0	0.31	ug/L			03/12/24 03:51	1
Bromobenzene	0.40	U	1.0	0.40	ug/L			03/12/24 03:51	1
Bromochloromethane	0.40	U	1.0	0.40	ug/L			03/12/24 03:51	1
Bromodichloromethane	0.39	U	1.0	0.39	ug/L			03/12/24 03:51	1
Bromoform	1.2	U	2.0	1.2	ug/L			03/12/24 03:51	1
Bromomethane	2.4	U	1.0	2.4	ug/L			03/12/24 03:51	1
2-Butanone (MEK)	6.0	U	5.0	6.0	ug/L			03/12/24 03:51	1
n-Butylbenzene	0.48	U	1.0	0.48	ug/L			03/12/24 03:51	1
sec-Butylbenzene	0.45	U	1.0	0.45	ug/L			03/12/24 03:51	1
tert-Butylbenzene	0.42	U	1.0	0.42	ug/L			03/12/24 03:51	1
Carbon disulfide	0.63	U	1.0	0.63	ug/L			03/12/24 03:51	1
Carbon tetrachloride	0.57	U	1.0	0.57	ug/L			03/12/24 03:51	1
Chlorobenzene	0.42	U	1.0	0.42	ug/L			03/12/24 03:51	1
Dibromochloromethane	0.62	U	2.0	0.62	ug/L			03/12/24 03:51	1
Chloroethane	1.4	U	1.0	1.4	ug/L			03/12/24 03:51	1
Chloroform	0.36	U	1.0	0.36	ug/L			03/12/24 03:51	1
Chloromethane	0.75	U	1.0	0.75	ug/L			03/12/24 03:51	1
2-Chlorotoluene	0.34	U	1.0	0.34	ug/L			03/12/24 03:51	1
4-Chlorotoluene	0.21	U	1.0	0.21	ug/L			03/12/24 03:51	1
1,2-Dibromo-3-Chloropropane	1.8	U	1.0	1.8	ug/L			03/12/24 03:51	1
Dibromomethane	0.34	U	1.0	0.34	ug/L			03/12/24 03:51	1
1,2-Dichlorobenzene	0.37	U	1.0	0.37	ug/L			03/12/24 03:51	1
1,3-Dichlorobenzene	0.33	U	1.0	0.33	ug/L			03/12/24 03:51	1
1,4-Dichlorobenzene	0.39	U	1.0	0.39	ug/L			03/12/24 03:51	1
Dichlorodifluoromethane	0.96	U	1.0	0.96	ug/L			03/12/24 03:51	1
1,1-Dichloroethane	0.22	U	1.0	0.22	ug/L			03/12/24 03:51	1
1,2-Dichloroethane	0.54	U	1.0	0.54	ug/L			03/12/24 03:51	1
cis-1,2-Dichloroethene	0.32	U	1.0	0.32	ug/L			03/12/24 03:51	1
trans-1,2-Dichloroethene	0.37	U	1.0	0.37	ug/L			03/12/24 03:51	1
1,1-Dichloroethene	0.23	U	1.0	0.23	ug/L			03/12/24 03:51	1
1,2-Dichloropropane	0.52	U	1.0	0.52	ug/L			03/12/24 03:51	1
1,3-Dichloropropane	0.38	U	1.0	0.38	ug/L			03/12/24 03:51	1
2,2-Dichloropropane	0.38	U	1.0	0.38	ug/L			03/12/24 03:51	1
cis-1,3-Dichloropropene	0.63	U	2.0	0.63	ug/L			03/12/24 03:51	1
trans-1,3-Dichloropropene	0.65	U	1.0	0.65	ug/L			03/12/24 03:51	1
1,1-Dichloropropene	0.42	U	1.0	0.42	ug/L			03/12/24 03:51	1
Ethylbenzene	0.30	U	1.0	0.30	ug/L			03/12/24 03:51	1
Hexachlorobutadiene	1.2	U	2.0	1.2	ug/L			03/12/24 03:51	1
2-Hexanone	1.7	U	5.0	1.7	ug/L			03/12/24 03:51	1
Isopropylbenzene	0.36	U	1.0	0.36	ug/L			03/12/24 03:51	1
4-Isopropyltoluene	0.43	U	1.0	0.43	ug/L			03/12/24 03:51	1
Methylene Chloride	0.94	U	1.0	0.94	ug/L			03/12/24 03:51	1

Method: SW846 8260B - Volatile Organic Compounds (GC/MS) (Continued)

Client Sample ID: PIN12-05.2402003-096 — **Lab Sample ID: 280-188501-31**
Date Collected: 03/04/24 13:20 — **Matrix: Water**
Date Received: 03/07/24 09:30

Analyte	Result	Qualifier	LOQ	DL	Unit	D	Prepared	Analyzed	Dil Fac
4-Methyl-2-pentanone	0.98	U	5.0	0.98	ug/L			03/12/24 03:51	1
Naphthalene	0.63	U	2.0	0.63	ug/L			03/12/24 03:51	1
n-Propylbenzene	0.53	U	1.0	0.53	ug/L			03/12/24 03:51	1
Styrene	0.36	U	1.0	0.36	ug/L			03/12/24 03:51	1
1,1,1,2-Tetrachloroethane	0.58	U	1.0	0.58	ug/L			03/12/24 03:51	1
1,1,2,2-Tetrachloroethane	0.21	U	1.0	0.21	ug/L			03/12/24 03:51	1
Tetrachloroethene	0.40	U	1.0	0.40	ug/L			03/12/24 03:51	1
Toluene	0.32	U	1.0	0.32	ug/L			03/12/24 03:51	1
1,2,3-Trichlorobenzene	0.70	U	2.0	0.70	ug/L			03/12/24 03:51	1
1,2,4-Trichlorobenzene	0.58	U	1.0	0.58	ug/L			03/12/24 03:51	1
1,1,1-Trichloroethane	0.39	U	1.0	0.39	ug/L			03/12/24 03:51	1
1,1,2-Trichloroethane	0.27	U	1.0	0.27	ug/L			03/12/24 03:51	1
Trichloroethene	0.30	U	1.0	0.30	ug/L			03/12/24 03:51	1
Trichlorofluoromethane	0.57	U	1.0	0.57	ug/L			03/12/24 03:51	1
1,2,3-Trichloropropane	0.86	U	1.0	0.86	ug/L			03/12/24 03:51	1
1,2,4-Trimethylbenzene	0.15	U	1.0	0.15	ug/L			03/12/24 03:51	1
1,3,5-Trimethylbenzene	0.37	U	1.0	0.37	ug/L			03/12/24 03:51	1
Vinyl chloride	**0.57**	**J**	2.0	0.51	ug/L			03/12/24 03:51	1
Xylenes, Total	0.33	U	1.0	0.33	ug/L			03/12/24 03:51	1
1,2-Dibromoethane	0.40	U	1.0	0.40	ug/L			03/12/24 03:51	1

Surrogate	*%Recovery*	*Qualifier*	*Limits*	*Prepared*	*Analyzed*	*Dil Fac*
1,2-Dichloroethane-d4 (Surr)	*86*		*70 - 127*		*03/12/24 03:51*	*1*
Toluene-d8 (Surr)	*94*		*80 - 125*		*03/12/24 03:51*	*1*
4-Bromofluorobenzene (Surr)	*90*		*78 - 120*		*03/12/24 03:51*	*1*
Dibromofluoromethane (Surr)	*95*		*77 - 120*		*03/12/24 03:51*	*1*

Client Sample ID: PIN12-05.2402003-097 — **Lab Sample ID: 280-188501-32**
Date Collected: 03/04/24 14:00 — **Matrix: Water**
Date Received: 03/07/24 09:30

Analyte	Result	Qualifier	LOQ	DL	Unit	D	Prepared	Analyzed	Dil Fac
Acetone	6.6	U	15	6.6	ug/L			03/12/24 04:13	1
Benzene	0.31	U	1.0	0.31	ug/L			03/12/24 04:13	1
Bromobenzene	0.40	U	1.0	0.40	ug/L			03/12/24 04:13	1
Bromochloromethane	0.40	U	1.0	0.40	ug/L			03/12/24 04:13	1
Bromodichloromethane	0.39	U	1.0	0.39	ug/L			03/12/24 04:13	1
Bromoform	1.2	U	2.0	1.2	ug/L			03/12/24 04:13	1
Bromomethane	2.4	U	1.0	2.4	ug/L			03/12/24 04:13	1
2-Butanone (MEK)	6.0	U	5.0	6.0	ug/L			03/12/24 04:13	1
n-Butylbenzene	0.48	U	1.0	0.48	ug/L			03/12/24 04:13	1
sec-Butylbenzene	0.45	U	1.0	0.45	ug/L			03/12/24 04:13	1
tert-Butylbenzene	0.42	U	1.0	0.42	ug/L			03/12/24 04:13	1
Carbon disulfide	0.63	U	1.0	0.63	ug/L			03/12/24 04:13	1
Carbon tetrachloride	0.57	U	1.0	0.57	ug/L			03/12/24 04:13	1
Chlorobenzene	0.42	U	1.0	0.42	ug/L			03/12/24 04:13	1
Dibromochloromethane	0.62	U	2.0	0.62	ug/L			03/12/24 04:13	1
Chloroethane	1.4	U	1.0	1.4	ug/L			03/12/24 04:13	1
Chloroform	0.36	U	1.0	0.36	ug/L			03/12/24 04:13	1
Chloromethane	0.75	U	1.0	0.75	ug/L			03/12/24 04:13	1
2-Chlorotoluene	0.34	U	1.0	0.34	ug/L			03/12/24 04:13	1

Method: SW846 8260B - Volatile Organic Compounds (GC/MS) (Continued)

Client Sample ID: PIN12-05.2402003-097
Date Collected: 03/04/24 14:00
Date Received: 03/07/24 09:30

Lab Sample ID: 280-188501-32
Matrix: Water

Analyte	Result	Qualifier	LOQ	DL	Unit	D	Prepared	Analyzed	Dil Fac
4-Chlorotoluene	0.21	U	1.0	0.21	ug/L			03/12/24 04:13	1
1,2-Dibromo-3-Chloropropane	1.8	U	1.0	1.8	ug/L			03/12/24 04:13	1
Dibromomethane	0.34	U	1.0	0.34	ug/L			03/12/24 04:13	1
1,2-Dichlorobenzene	0.37	U	1.0	0.37	ug/L			03/12/24 04:13	1
1,3-Dichlorobenzene	0.33	U	1.0	0.33	ug/L			03/12/24 04:13	1
1,4-Dichlorobenzene	0.39	U	1.0	0.39	ug/L			03/12/24 04:13	1
Dichlorodifluoromethane	0.96	U	1.0	0.96	ug/L			03/12/24 04:13	1
1,1-Dichloroethane	**1.1**		1.0	0.22	ug/L			03/12/24 04:13	1
1,2-Dichloroethane	0.54	U	1.0	0.54	ug/L			03/12/24 04:13	1
cis-1,2-Dichloroethene	**2.6**		1.0	0.32	ug/L			03/12/24 04:13	1
trans-1,2-Dichloroethene	**1.2**		1.0	0.37	ug/L			03/12/24 04:13	1
1,1-Dichloroethene	0.23	U	1.0	0.23	ug/L			03/12/24 04:13	1
1,2-Dichloropropane	0.52	U	1.0	0.52	ug/L			03/12/24 04:13	1
1,3-Dichloropropane	0.38	U	1.0	0.38	ug/L			03/12/24 04:13	1
2,2-Dichloropropane	0.38	U	1.0	0.38	ug/L			03/12/24 04:13	1
cis-1,3-Dichloropropene	0.63	U	2.0	0.63	ug/L			03/12/24 04:13	1
trans-1,3-Dichloropropene	0.65	U	1.0	0.65	ug/L			03/12/24 04:13	1
1,1-Dichloropropene	0.42	U	1.0	0.42	ug/L			03/12/24 04:13	1
Ethylbenzene	0.30	U	1.0	0.30	ug/L			03/12/24 04:13	1
Hexachlorobutadiene	1.2	U	2.0	1.2	ug/L			03/12/24 04:13	1
2-Hexanone	1.7	U	5.0	1.7	ug/L			03/12/24 04:13	1
Isopropylbenzene	0.36	U	1.0	0.36	ug/L			03/12/24 04:13	1
4-Isopropyltoluene	0.43	U	1.0	0.43	ug/L			03/12/24 04:13	1
Methylene Chloride	0.94	U	1.0	0.94	ug/L			03/12/24 04:13	1
4-Methyl-2-pentanone	0.98	U	5.0	0.98	ug/L			03/12/24 04:13	1
Naphthalene	0.63	U	2.0	0.63	ug/L			03/12/24 04:13	1
n-Propylbenzene	0.53	U	1.0	0.53	ug/L			03/12/24 04:13	1
Styrene	0.36	U	1.0	0.36	ug/L			03/12/24 04:13	1
1,1,1,2-Tetrachloroethane	0.58	U	1.0	0.58	ug/L			03/12/24 04:13	1
1,1,2,2-Tetrachloroethane	0.21	U	1.0	0.21	ug/L			03/12/24 04:13	1
Tetrachloroethene	0.40	U	1.0	0.40	ug/L			03/12/24 04:13	1
Toluene	0.32	U	1.0	0.32	ug/L			03/12/24 04:13	1
1,2,3-Trichlorobenzene	0.70	U	2.0	0.70	ug/L			03/12/24 04:13	1
1,2,4-Trichlorobenzene	0.58	U	1.0	0.58	ug/L			03/12/24 04:13	1
1,1,1-Trichloroethane	0.39	U	1.0	0.39	ug/L			03/12/24 04:13	1
1,1,2-Trichloroethane	0.27	U	1.0	0.27	ug/L			03/12/24 04:13	1
Trichloroethene	0.30	U	1.0	0.30	ug/L			03/12/24 04:13	1
Trichlorofluoromethane	0.57	U	1.0	0.57	ug/L			03/12/24 04:13	1
1,2,3-Trichloropropane	0.86	U	1.0	0.86	ug/L			03/12/24 04:13	1
1,2,4-Trimethylbenzene	0.15	U	1.0	0.15	ug/L			03/12/24 04:13	1
1,3,5-Trimethylbenzene	0.37	U	1.0	0.37	ug/L			03/12/24 04:13	1
Vinyl chloride	**5.3**		2.0	0.51	ug/L			03/12/24 04:13	1
Xylenes, Total	0.33	U	1.0	0.33	ug/L			03/12/24 04:13	1
1,2-Dibromoethane	0.40	U	1.0	0.40	ug/L			03/12/24 04:13	1

Surrogate	*%Recovery*	*Qualifier*	*Limits*	*Prepared*	*Analyzed*	*Dil Fac*
1,2-Dichloroethane-d4 (Surr)	*86*		*70 - 127*		*03/12/24 04:13*	*1*
Toluene-d8 (Surr)	*93*		*80 - 125*		*03/12/24 04:13*	*1*
4-Bromofluorobenzene (Surr)	*92*		*78 - 120*		*03/12/24 04:13*	*1*
Dibromofluoromethane (Surr)	*94*		*77 - 120*		*03/12/24 04:13*	*1*

Method: SW846 8260B - Volatile Organic Compounds (GC/MS)

Client Sample ID: PIN12-05.2402003-101
Date Collected: 03/04/24 10:10
Date Received: 03/07/24 09:30

Lab Sample ID: 280-188501-33
Matrix: Water

Analyte	Result	Qualifier	LOQ	DL	Unit	D	Prepared	Analyzed	Dil Fac
Acetone	6.6	U	15	6.6	ug/L			03/12/24 04:34	1
Benzene	0.31	U	1.0	0.31	ug/L			03/12/24 04:34	1
Bromobenzene	0.40	U	1.0	0.40	ug/L			03/12/24 04:34	1
Bromochloromethane	0.40	U	1.0	0.40	ug/L			03/12/24 04:34	1
Bromodichloromethane	0.39	U	1.0	0.39	ug/L			03/12/24 04:34	1
Bromoform	1.2	U	2.0	1.2	ug/L			03/12/24 04:34	1
Bromomethane	2.4	U	1.0	2.4	ug/L			03/12/24 04:34	1
2-Butanone (MEK)	6.0	U	5.0	6.0	ug/L			03/12/24 04:34	1
n-Butylbenzene	0.48	U	1.0	0.48	ug/L			03/12/24 04:34	1
sec-Butylbenzene	0.45	U	1.0	0.45	ug/L			03/12/24 04:34	1
tert-Butylbenzene	0.42	U	1.0	0.42	ug/L			03/12/24 04:34	1
Carbon disulfide	0.63	U	1.0	0.63	ug/L			03/12/24 04:34	1
Carbon tetrachloride	0.57	U	1.0	0.57	ug/L			03/12/24 04:34	1
Chlorobenzene	0.42	U	1.0	0.42	ug/L			03/12/24 04:34	1
Dibromochloromethane	0.62	U	2.0	0.62	ug/L			03/12/24 04:34	1
Chloroethane	1.4	U	1.0	1.4	ug/L			03/12/24 04:34	1
Chloroform	0.36	U	1.0	0.36	ug/L			03/12/24 04:34	1
Chloromethane	0.75	U	1.0	0.75	ug/L			03/12/24 04:34	1
2-Chlorotoluene	0.34	U	1.0	0.34	ug/L			03/12/24 04:34	1
4-Chlorotoluene	0.21	U	1.0	0.21	ug/L			03/12/24 04:34	1
1,2-Dibromo-3-Chloropropane	1.8	U	1.0	1.8	ug/L			03/12/24 04:34	1
Dibromomethane	0.34	U	1.0	0.34	ug/L			03/12/24 04:34	1
1,2-Dichlorobenzene	0.37	U	1.0	0.37	ug/L			03/12/24 04:34	1
1,3-Dichlorobenzene	0.33	U	1.0	0.33	ug/L			03/12/24 04:34	1
1,4-Dichlorobenzene	0.39	U	1.0	0.39	ug/L			03/12/24 04:34	1
Dichlorodifluoromethane	0.96	U	1.0	0.96	ug/L			03/12/24 04:34	1
1,1-Dichloroethane	0.22	U	1.0	0.22	ug/L			03/12/24 04:34	1
1,2-Dichloroethane	0.54	U	1.0	0.54	ug/L			03/12/24 04:34	1
cis-1,2-Dichloroethene	0.32	U	1.0	0.32	ug/L			03/12/24 04:34	1
trans-1,2-Dichloroethene	0.37	U	1.0	0.37	ug/L			03/12/24 04:34	1
1,1-Dichloroethene	0.23	U	1.0	0.23	ug/L			03/12/24 04:34	1
1,2-Dichloropropane	0.52	U	1.0	0.52	ug/L			03/12/24 04:34	1
1,3-Dichloropropane	0.38	U	1.0	0.38	ug/L			03/12/24 04:34	1
2,2-Dichloropropane	0.38	U	1.0	0.38	ug/L			03/12/24 04:34	1
cis-1,3-Dichloropropene	0.63	U	2.0	0.63	ug/L			03/12/24 04:34	1
trans-1,3-Dichloropropene	0.65	U	1.0	0.65	ug/L			03/12/24 04:34	1
1,1-Dichloropropene	0.42	U	1.0	0.42	ug/L			03/12/24 04:34	1
Ethylbenzene	0.30	U	1.0	0.30	ug/L			03/12/24 04:34	1
Hexachlorobutadiene	1.2	U	2.0	1.2	ug/L			03/12/24 04:34	1
2-Hexanone	1.7	U	5.0	1.7	ug/L			03/12/24 04:34	1
Isopropylbenzene	0.36	U	1.0	0.36	ug/L			03/12/24 04:34	1
4-Isopropyltoluene	0.43	U	1.0	0.43	ug/L			03/12/24 04:34	1
Methylene Chloride	0.94	U	1.0	0.94	ug/L			03/12/24 04:34	1
4-Methyl-2-pentanone	0.98	U	5.0	0.98	ug/L			03/12/24 04:34	1
Naphthalene	0.63	U	2.0	0.63	ug/L			03/12/24 04:34	1
n-Propylbenzene	0.53	U	1.0	0.53	ug/L			03/12/24 04:34	1
Styrene	0.36	U	1.0	0.36	ug/L			03/12/24 04:34	1
1,1,1,2-Tetrachloroethane	0.58	U	1.0	0.58	ug/L			03/12/24 04:34	1
1,1,2,2-Tetrachloroethane	0.21	U	1.0	0.21	ug/L			03/12/24 04:34	1

Method: SW846 8260B - Volatile Organic Compounds (GC/MS) (Continued)

Client Sample ID: PIN12-05.2402003-101 — **Lab Sample ID: 280-188501-33**
Date Collected: 03/04/24 10:10 — **Matrix: Water**
Date Received: 03/07/24 09:30

Analyte	Result	Qualifier	LOQ	DL	Unit	D	Prepared	Analyzed	Dil Fac
Tetrachloroethene	0.40	U	1.0	0.40	ug/L			03/12/24 04:34	1
Toluene	0.32	U	1.0	0.32	ug/L			03/12/24 04:34	1
1,2,3-Trichlorobenzene	0.70	U	2.0	0.70	ug/L			03/12/24 04:34	1
1,2,4-Trichlorobenzene	0.58	U	1.0	0.58	ug/L			03/12/24 04:34	1
1,1,1-Trichloroethane	0.39	U	1.0	0.39	ug/L			03/12/24 04:34	1
1,1,2-Trichloroethane	0.27	U	1.0	0.27	ug/L			03/12/24 04:34	1
Trichloroethene	0.30	U	1.0	0.30	ug/L			03/12/24 04:34	1
Trichlorofluoromethane	0.57	U	1.0	0.57	ug/L			03/12/24 04:34	1
1,2,3-Trichloropropane	0.86	U	1.0	0.86	ug/L			03/12/24 04:34	1
1,2,4-Trimethylbenzene	0.15	U	1.0	0.15	ug/L			03/12/24 04:34	1
1,3,5-Trimethylbenzene	0.37	U	1.0	0.37	ug/L			03/12/24 04:34	1
Vinyl chloride	0.51	U	2.0	0.51	ug/L			03/12/24 04:34	1
Xylenes, Total	0.33	U	1.0	0.33	ug/L			03/12/24 04:34	1
1,2-Dibromoethane	0.40	U	1.0	0.40	ug/L			03/12/24 04:34	1

Surrogate	*%Recovery*	*Qualifier*	*Limits*	*Prepared*	*Analyzed*	*Dil Fac*
1,2-Dichloroethane-d4 (Surr)	*86*		*70 - 127*		*03/12/24 04:34*	*1*
Toluene-d8 (Surr)	*94*		*80 - 125*		*03/12/24 04:34*	*1*
4-Bromofluorobenzene (Surr)	*91*		*78 - 120*		*03/12/24 04:34*	*1*
Dibromofluoromethane (Surr)	*96*		*77 - 120*		*03/12/24 04:34*	*1*

Client Sample ID: PIN12-05.2402003-102 — **Lab Sample ID: 280-188501-34**
Date Collected: 03/04/24 10:45 — **Matrix: Water**
Date Received: 03/07/24 09:30

Analyte	Result	Qualifier	LOQ	DL	Unit	D	Prepared	Analyzed	Dil Fac
Acetone	6.6	U	15	6.6	ug/L			03/12/24 04:56	1
Benzene	0.31	U	1.0	0.31	ug/L			03/12/24 04:56	1
Bromobenzene	0.40	U	1.0	0.40	ug/L			03/12/24 04:56	1
Bromochloromethane	0.40	U	1.0	0.40	ug/L			03/12/24 04:56	1
Bromodichloromethane	0.39	U	1.0	0.39	ug/L			03/12/24 04:56	1
Bromoform	1.2	U	2.0	1.2	ug/L			03/12/24 04:56	1
Bromomethane	2.4	U	1.0	2.4	ug/L			03/12/24 04:56	1
2-Butanone (MEK)	6.0	U	5.0	6.0	ug/L			03/12/24 04:56	1
n-Butylbenzene	0.48	U	1.0	0.48	ug/L			03/12/24 04:56	1
sec-Butylbenzene	0.45	U	1.0	0.45	ug/L			03/12/24 04:56	1
tert-Butylbenzene	0.42	U	1.0	0.42	ug/L			03/12/24 04:56	1
Carbon disulfide	0.63	U	1.0	0.63	ug/L			03/12/24 04:56	1
Carbon tetrachloride	0.57	U	1.0	0.57	ug/L			03/12/24 04:56	1
Chlorobenzene	0.42	U	1.0	0.42	ug/L			03/12/24 04:56	1
Dibromochloromethane	0.62	U	2.0	0.62	ug/L			03/12/24 04:56	1
Chloroethane	1.4	U	1.0	1.4	ug/L			03/12/24 04:56	1
Chloroform	0.36	U	1.0	0.36	ug/L			03/12/24 04:56	1
Chloromethane	0.75	U	1.0	0.75	ug/L			03/12/24 04:56	1
2-Chlorotoluene	0.34	U	1.0	0.34	ug/L			03/12/24 04:56	1
4-Chlorotoluene	0.21	U	1.0	0.21	ug/L			03/12/24 04:56	1
1,2-Dibromo-3-Chloropropane	1.8	U	1.0	1.8	ug/L			03/12/24 04:56	1
Dibromomethane	0.34	U	1.0	0.34	ug/L			03/12/24 04:56	1
1,2-Dichlorobenzene	0.37	U	1.0	0.37	ug/L			03/12/24 04:56	1
1,3-Dichlorobenzene	0.33	U	1.0	0.33	ug/L			03/12/24 04:56	1
1,4-Dichlorobenzene	0.39	U	1.0	0.39	ug/L			03/12/24 04:56	1

Method: SW846 8260B - Volatile Organic Compounds (GC/MS) (Continued)

Client Sample ID: PIN12-05.2402003-102 — **Lab Sample ID: 280-188501-34**
Date Collected: 03/04/24 10:45 — **Matrix: Water**
Date Received: 03/07/24 09:30

Analyte	Result	Qualifier	LOQ	DL	Unit	D	Prepared	Analyzed	Dil Fac
Dichlorodifluoromethane	0.96	U	1.0	0.96	ug/L			03/12/24 04:56	1
1,1-Dichloroethane	**0.83**	**J**	1.0	0.22	ug/L			03/12/24 04:56	1
1,2-Dichloroethane	0.54	U	1.0	0.54	ug/L			03/12/24 04:56	1
cis-1,2-Dichloroethene	**0.91**	**J**	1.0	0.32	ug/L			03/12/24 04:56	1
trans-1,2-Dichloroethene	**0.45**	**J**	1.0	0.37	ug/L			03/12/24 04:56	1
1,1-Dichloroethene	0.23	U	1.0	0.23	ug/L			03/12/24 04:56	1
1,2-Dichloropropane	0.52	U	1.0	0.52	ug/L			03/12/24 04:56	1
1,3-Dichloropropane	0.38	U	1.0	0.38	ug/L			03/12/24 04:56	1
2,2-Dichloropropane	0.38	U	1.0	0.38	ug/L			03/12/24 04:56	1
cis-1,3-Dichloropropene	0.63	U	2.0	0.63	ug/L			03/12/24 04:56	1
trans-1,3-Dichloropropene	0.65	U	1.0	0.65	ug/L			03/12/24 04:56	1
1,1-Dichloropropene	0.42	U	1.0	0.42	ug/L			03/12/24 04:56	1
Ethylbenzene	0.30	U	1.0	0.30	ug/L			03/12/24 04:56	1
Hexachlorobutadiene	1.2	U	2.0	1.2	ug/L			03/12/24 04:56	1
2-Hexanone	1.7	U	5.0	1.7	ug/L			03/12/24 04:56	1
Isopropylbenzene	0.36	U	1.0	0.36	ug/L			03/12/24 04:56	1
4-Isopropyltoluene	0.43	U	1.0	0.43	ug/L			03/12/24 04:56	1
Methylene Chloride	0.94	U	1.0	0.94	ug/L			03/12/24 04:56	1
4-Methyl-2-pentanone	0.98	U	5.0	0.98	ug/L			03/12/24 04:56	1
Naphthalene	0.63	U	2.0	0.63	ug/L			03/12/24 04:56	1
n-Propylbenzene	0.53	U	1.0	0.53	ug/L			03/12/24 04:56	1
Styrene	0.36	U	1.0	0.36	ug/L			03/12/24 04:56	1
1,1,1,2-Tetrachloroethane	0.58	U	1.0	0.58	ug/L			03/12/24 04:56	1
1,1,2,2-Tetrachloroethane	0.21	U	1.0	0.21	ug/L			03/12/24 04:56	1
Tetrachloroethene	0.40	U	1.0	0.40	ug/L			03/12/24 04:56	1
Toluene	0.32	U	1.0	0.32	ug/L			03/12/24 04:56	1
1,2,3-Trichlorobenzene	0.70	U	2.0	0.70	ug/L			03/12/24 04:56	1
1,2,4-Trichlorobenzene	0.58	U	1.0	0.58	ug/L			03/12/24 04:56	1
1,1,1-Trichloroethane	0.39	U	1.0	0.39	ug/L			03/12/24 04:56	1
1,1,2-Trichloroethane	0.27	U	1.0	0.27	ug/L			03/12/24 04:56	1
Trichloroethene	0.30	U	1.0	0.30	ug/L			03/12/24 04:56	1
Trichlorofluoromethane	0.57	U	1.0	0.57	ug/L			03/12/24 04:56	1
1,2,3-Trichloropropane	0.86	U	1.0	0.86	ug/L			03/12/24 04:56	1
1,2,4-Trimethylbenzene	0.15	U	1.0	0.15	ug/L			03/12/24 04:56	1
1,3,5-Trimethylbenzene	0.37	U	1.0	0.37	ug/L			03/12/24 04:56	1
Vinyl chloride	**4.8**		2.0	0.51	ug/L			03/12/24 04:56	1
Xylenes, Total	0.33	U	1.0	0.33	ug/L			03/12/24 04:56	1
1,2-Dibromoethane	0.40	U	1.0	0.40	ug/L			03/12/24 04:56	1

Surrogate	*%Recovery*	*Qualifier*	*Limits*	*Prepared*	*Analyzed*	*Dil Fac*
1,2-Dichloroethane-d4 (Surr)	*87*		*70 - 127*		*03/12/24 04:56*	*1*
Toluene-d8 (Surr)	*94*		*80 - 125*		*03/12/24 04:56*	*1*
4-Bromofluorobenzene (Surr)	*90*		*78 - 120*		*03/12/24 04:56*	*1*
Dibromofluoromethane (Surr)	*95*		*77 - 120*		*03/12/24 04:56*	*1*

Client Sample ID: PIN12-05.2402003-104 — **Lab Sample ID: 280-188501-35**
Date Collected: 03/04/24 12:00 — **Matrix: Water**
Date Received: 03/07/24 09:30

Analyte	Result	Qualifier	LOQ	DL	Unit	D	Prepared	Analyzed	Dil Fac
Acetone	6.6	U	15	6.6	ug/L			03/12/24 05:18	1

Method: SW846 8260B - Volatile Organic Compounds (GC/MS) (Continued)

Client Sample ID: PIN12-05.2402003-104
Date Collected: 03/04/24 12:00
Date Received: 03/07/24 09:30

Lab Sample ID: 280-188501-35
Matrix: Water

Analyte	Result	Qualifier	LOQ	DL	Unit	D	Prepared	Analyzed	Dil Fac
Benzene	0.31	U	1.0	0.31	ug/L			03/12/24 05:18	1
Bromobenzene	0.40	U	1.0	0.40	ug/L			03/12/24 05:18	1
Bromochloromethane	0.40	U	1.0	0.40	ug/L			03/12/24 05:18	1
Bromodichloromethane	0.39	U	1.0	0.39	ug/L			03/12/24 05:18	1
Bromoform	1.2	U	2.0	1.2	ug/L			03/12/24 05:18	1
Bromomethane	2.4	U	1.0	2.4	ug/L			03/12/24 05:18	1
2-Butanone (MEK)	6.0	U	5.0	6.0	ug/L			03/12/24 05:18	1
n-Butylbenzene	0.48	U	1.0	0.48	ug/L			03/12/24 05:18	1
sec-Butylbenzene	0.45	U	1.0	0.45	ug/L			03/12/24 05:18	1
tert-Butylbenzene	0.42	U	1.0	0.42	ug/L			03/12/24 05:18	1
Carbon disulfide	0.63	U	1.0	0.63	ug/L			03/12/24 05:18	1
Carbon tetrachloride	0.57	U	1.0	0.57	ug/L			03/12/24 05:18	1
Chlorobenzene	0.42	U	1.0	0.42	ug/L			03/12/24 05:18	1
Dibromochloromethane	0.62	U	2.0	0.62	ug/L			03/12/24 05:18	1
Chloroethane	1.4	U	1.0	1.4	ug/L			03/12/24 05:18	1
Chloroform	0.36	U	1.0	0.36	ug/L			03/12/24 05:18	1
Chloromethane	0.75	U	1.0	0.75	ug/L			03/12/24 05:18	1
2-Chlorotoluene	0.34	U	1.0	0.34	ug/L			03/12/24 05:18	1
4-Chlorotoluene	0.21	U	1.0	0.21	ug/L			03/12/24 05:18	1
1,2-Dibromo-3-Chloropropane	1.8	U	1.0	1.8	ug/L			03/12/24 05:18	1
Dibromomethane	0.34	U	1.0	0.34	ug/L			03/12/24 05:18	1
1,2-Dichlorobenzene	0.37	U	1.0	0.37	ug/L			03/12/24 05:18	1
1,3-Dichlorobenzene	0.33	U	1.0	0.33	ug/L			03/12/24 05:18	1
1,4-Dichlorobenzene	0.39	U	1.0	0.39	ug/L			03/12/24 05:18	1
Dichlorodifluoromethane	0.96	U	1.0	0.96	ug/L			03/12/24 05:18	1
1,1-Dichloroethane	0.22	U	1.0	0.22	ug/L			03/12/24 05:18	1
1,2-Dichloroethane	0.54	U	1.0	0.54	ug/L			03/12/24 05:18	1
cis-1,2-Dichloroethene	0.32	U	1.0	0.32	ug/L			03/12/24 05:18	1
trans-1,2-Dichloroethene	0.37	U	1.0	0.37	ug/L			03/12/24 05:18	1
1,1-Dichloroethene	0.23	U	1.0	0.23	ug/L			03/12/24 05:18	1
1,2-Dichloropropane	0.52	U	1.0	0.52	ug/L			03/12/24 05:18	1
1,3-Dichloropropane	0.38	U	1.0	0.38	ug/L			03/12/24 05:18	1
2,2-Dichloropropane	0.38	U	1.0	0.38	ug/L			03/12/24 05:18	1
cis-1,3-Dichloropropene	0.63	U	2.0	0.63	ug/L			03/12/24 05:18	1
trans-1,3-Dichloropropene	0.65	U	1.0	0.65	ug/L			03/12/24 05:18	1
1,1-Dichloropropene	0.42	U	1.0	0.42	ug/L			03/12/24 05:18	1
Ethylbenzene	0.30	U	1.0	0.30	ug/L			03/12/24 05:18	1
Hexachlorobutadiene	1.2	U	2.0	1.2	ug/L			03/12/24 05:18	1
2-Hexanone	1.7	U	5.0	1.7	ug/L			03/12/24 05:18	1
Isopropylbenzene	0.36	U	1.0	0.36	ug/L			03/12/24 05:18	1
4-Isopropyltoluene	0.43	U	1.0	0.43	ug/L			03/12/24 05:18	1
Methylene Chloride	0.94	U	1.0	0.94	ug/L			03/12/24 05:18	1
4-Methyl-2-pentanone	0.98	U	5.0	0.98	ug/L			03/12/24 05:18	1
Naphthalene	0.63	U	2.0	0.63	ug/L			03/12/24 05:18	1
n-Propylbenzene	0.53	U	1.0	0.53	ug/L			03/12/24 05:18	1
Styrene	0.36	U	1.0	0.36	ug/L			03/12/24 05:18	1
1,1,1,2-Tetrachloroethane	0.58	U	1.0	0.58	ug/L			03/12/24 05:18	1
1,1,2,2-Tetrachloroethane	0.21	U	1.0	0.21	ug/L			03/12/24 05:18	1
Tetrachloroethene	0.40	U	1.0	0.40	ug/L			03/12/24 05:18	1

Method: SW846 8260B - Volatile Organic Compounds (GC/MS) (Continued)

Client Sample ID: PIN12-05.2402003-104 — **Lab Sample ID: 280-188501-35**
Date Collected: 03/04/24 12:00 — **Matrix: Water**
Date Received: 03/07/24 09:30

Analyte	Result	Qualifier	LOQ	DL	Unit	D	Prepared	Analyzed	Dil Fac
Toluene	0.32	U	1.0	0.32	ug/L			03/12/24 05:18	1
1,2,3-Trichlorobenzene	0.70	U	2.0	0.70	ug/L			03/12/24 05:18	1
1,2,4-Trichlorobenzene	0.58	U	1.0	0.58	ug/L			03/12/24 05:18	1
1,1,1-Trichloroethane	0.39	U	1.0	0.39	ug/L			03/12/24 05:18	1
1,1,2-Trichloroethane	0.27	U	1.0	0.27	ug/L			03/12/24 05:18	1
Trichloroethene	0.30	U	1.0	0.30	ug/L			03/12/24 05:18	1
Trichlorofluoromethane	0.57	U	1.0	0.57	ug/L			03/12/24 05:18	1
1,2,3-Trichloropropane	0.86	U	1.0	0.86	ug/L			03/12/24 05:18	1
1,2,4-Trimethylbenzene	0.15	U	1.0	0.15	ug/L			03/12/24 05:18	1
1,3,5-Trimethylbenzene	0.37	U	1.0	0.37	ug/L			03/12/24 05:18	1
Vinyl chloride	0.51	U	2.0	0.51	ug/L			03/12/24 05:18	1
Xylenes, Total	0.33	U	1.0	0.33	ug/L			03/12/24 05:18	1
1,2-Dibromoethane	0.40	U	1.0	0.40	ug/L			03/12/24 05:18	1

Surrogate	*%Recovery*	*Qualifier*	*Limits*	*Prepared*	*Analyzed*	*Dil Fac*
1,2-Dichloroethane-d4 (Surr)	*86*		*70 - 127*		*03/12/24 05:18*	*1*
Toluene-d8 (Surr)	*94*		*80 - 125*		*03/12/24 05:18*	*1*
4-Bromofluorobenzene (Surr)	*90*		*78 - 120*		*03/12/24 05:18*	*1*
Dibromofluoromethane (Surr)	*95*		*77 - 120*		*03/12/24 05:18*	*1*

Client Sample ID: PIN12-05.2402003-107 — **Lab Sample ID: 280-188501-36**
Date Collected: 03/04/24 15:00 — **Matrix: Water**
Date Received: 03/07/24 09:30

Analyte	Result	Qualifier	LOQ	DL	Unit	D	Prepared	Analyzed	Dil Fac
Acetone	6.6	U	15	6.6	ug/L			03/12/24 05:39	1
Benzene	0.31	U	1.0	0.31	ug/L			03/12/24 05:39	1
Bromobenzene	0.40	U	1.0	0.40	ug/L			03/12/24 05:39	1
Bromochloromethane	0.40	U	1.0	0.40	ug/L			03/12/24 05:39	1
Bromodichloromethane	0.39	U	1.0	0.39	ug/L			03/12/24 05:39	1
Bromoform	1.2	U	2.0	1.2	ug/L			03/12/24 05:39	1
Bromomethane	2.4	U	1.0	2.4	ug/L			03/12/24 05:39	1
2-Butanone (MEK)	6.0	U	5.0	6.0	ug/L			03/12/24 05:39	1
n-Butylbenzene	0.48	U	1.0	0.48	ug/L			03/12/24 05:39	1
sec-Butylbenzene	0.45	U	1.0	0.45	ug/L			03/12/24 05:39	1
tert-Butylbenzene	0.42	U	1.0	0.42	ug/L			03/12/24 05:39	1
Carbon disulfide	0.63	U	1.0	0.63	ug/L			03/12/24 05:39	1
Carbon tetrachloride	0.57	U	1.0	0.57	ug/L			03/12/24 05:39	1
Chlorobenzene	0.42	U	1.0	0.42	ug/L			03/12/24 05:39	1
Dibromochloromethane	0.62	U	2.0	0.62	ug/L			03/12/24 05:39	1
Chloroethane	1.4	U	1.0	1.4	ug/L			03/12/24 05:39	1
Chloroform	0.36	U	1.0	0.36	ug/L			03/12/24 05:39	1
Chloromethane	0.75	U	1.0	0.75	ug/L			03/12/24 05:39	1
2-Chlorotoluene	0.34	U	1.0	0.34	ug/L			03/12/24 05:39	1
4-Chlorotoluene	0.21	U	1.0	0.21	ug/L			03/12/24 05:39	1
1,2-Dibromo-3-Chloropropane	1.8	U	1.0	1.8	ug/L			03/12/24 05:39	1
Dibromomethane	0.34	U	1.0	0.34	ug/L			03/12/24 05:39	1
1,2-Dichlorobenzene	0.37	U	1.0	0.37	ug/L			03/12/24 05:39	1
1,3-Dichlorobenzene	0.33	U	1.0	0.33	ug/L			03/12/24 05:39	1
1,4-Dichlorobenzene	0.39	U	1.0	0.39	ug/L			03/12/24 05:39	1
Dichlorodifluoromethane	0.96	U	1.0	0.96	ug/L			03/12/24 05:39	1

Method: SW846 8260B - Volatile Organic Compounds (GC/MS) (Continued)

Client Sample ID: PIN12-05.2402003-107 — **Lab Sample ID: 280-188501-36**
Date Collected: 03/04/24 15:00 — **Matrix: Water**
Date Received: 03/07/24 09:30

Analyte	Result	Qualifier	LOQ	DL	Unit	D	Prepared	Analyzed	Dil Fac
1,1-Dichloroethane	**0.43**	**J**	1.0	0.22	ug/L			03/12/24 05:39	1
1,2-Dichloroethane	0.54	U	1.0	0.54	ug/L			03/12/24 05:39	1
cis-1,2-Dichloroethene	**0.78**	**J**	1.0	0.32	ug/L			03/12/24 05:39	1
trans-1,2-Dichloroethene	0.37	U	1.0	0.37	ug/L			03/12/24 05:39	1
1,1-Dichloroethene	0.23	U	1.0	0.23	ug/L			03/12/24 05:39	1
1,2-Dichloropropane	0.52	U	1.0	0.52	ug/L			03/12/24 05:39	1
1,3-Dichloropropane	0.38	U	1.0	0.38	ug/L			03/12/24 05:39	1
2,2-Dichloropropane	0.38	U	1.0	0.38	ug/L			03/12/24 05:39	1
cis-1,3-Dichloropropene	0.63	U	2.0	0.63	ug/L			03/12/24 05:39	1
trans-1,3-Dichloropropene	0.65	U	1.0	0.65	ug/L			03/12/24 05:39	1
1,1-Dichloropropene	0.42	U	1.0	0.42	ug/L			03/12/24 05:39	1
Ethylbenzene	0.30	U	1.0	0.30	ug/L			03/12/24 05:39	1
Hexachlorobutadiene	1.2	U	2.0	1.2	ug/L			03/12/24 05:39	1
2-Hexanone	1.7	U	5.0	1.7	ug/L			03/12/24 05:39	1
Isopropylbenzene	0.36	U	1.0	0.36	ug/L			03/12/24 05:39	1
4-Isopropyltoluene	0.43	U	1.0	0.43	ug/L			03/12/24 05:39	1
Methylene Chloride	0.94	U	1.0	0.94	ug/L			03/12/24 05:39	1
4-Methyl-2-pentanone	0.98	U	5.0	0.98	ug/L			03/12/24 05:39	1
Naphthalene	0.63	U	2.0	0.63	ug/L			03/12/24 05:39	1
n-Propylbenzene	0.53	U	1.0	0.53	ug/L			03/12/24 05:39	1
Styrene	0.36	U	1.0	0.36	ug/L			03/12/24 05:39	1
1,1,1,2-Tetrachloroethane	0.58	U	1.0	0.58	ug/L			03/12/24 05:39	1
1,1,2,2-Tetrachloroethane	0.21	U	1.0	0.21	ug/L			03/12/24 05:39	1
Tetrachloroethene	0.40	U	1.0	0.40	ug/L			03/12/24 05:39	1
Toluene	0.32	U	1.0	0.32	ug/L			03/12/24 05:39	1
1,2,3-Trichlorobenzene	0.70	U	2.0	0.70	ug/L			03/12/24 05:39	1
1,2,4-Trichlorobenzene	0.58	U	1.0	0.58	ug/L			03/12/24 05:39	1
1,1,1-Trichloroethane	0.39	U	1.0	0.39	ug/L			03/12/24 05:39	1
1,1,2-Trichloroethane	0.27	U	1.0	0.27	ug/L			03/12/24 05:39	1
Trichloroethene	0.30	U	1.0	0.30	ug/L			03/12/24 05:39	1
Trichlorofluoromethane	0.57	U	1.0	0.57	ug/L			03/12/24 05:39	1
1,2,3-Trichloropropane	0.86	U	1.0	0.86	ug/L			03/12/24 05:39	1
1,2,4-Trimethylbenzene	0.15	U	1.0	0.15	ug/L			03/12/24 05:39	1
1,3,5-Trimethylbenzene	0.37	U	1.0	0.37	ug/L			03/12/24 05:39	1
Vinyl chloride	0.51	U	2.0	0.51	ug/L			03/12/24 05:39	1
Xylenes, Total	0.33	U	1.0	0.33	ug/L			03/12/24 05:39	1
1,2-Dibromoethane	0.40	U	1.0	0.40	ug/L			03/12/24 05:39	1

Surrogate	*%Recovery*	*Qualifier*	*Limits*	*Prepared*	*Analyzed*	*Dil Fac*
1,2-Dichloroethane-d4 (Surr)	*85*		*70 - 127*		*03/12/24 05:39*	*1*
Toluene-d8 (Surr)	*92*		*80 - 125*		*03/12/24 05:39*	*1*
4-Bromofluorobenzene (Surr)	*91*		*78 - 120*		*03/12/24 05:39*	*1*
Dibromofluoromethane (Surr)	*92*		*77 - 120*		*03/12/24 05:39*	*1*

Client Sample ID: PIN12-05.2402003-109 — **Lab Sample ID: 280-188501-37**
Date Collected: 03/04/24 07:30 — **Matrix: Water**
Date Received: 03/07/24 09:30

Analyte	Result	Qualifier	LOQ	DL	Unit	D	Prepared	Analyzed	Dil Fac
Acetone	6.6	U	15	6.6	ug/L			03/12/24 06:01	1
Benzene	0.31	U	1.0	0.31	ug/L			03/12/24 06:01	1

Method: SW846 8260B - Volatile Organic Compounds (GC/MS) (Continued)

Client Sample ID: PIN12-05.2402003-109
Date Collected: 03/04/24 07:30
Date Received: 03/07/24 09:30

Lab Sample ID: 280-188501-37
Matrix: Water

Analyte	Result	Qualifier	LOQ	DL	Unit	D	Prepared	Analyzed	Dil Fac
Bromobenzene	0.40	U	1.0	0.40	ug/L			03/12/24 06:01	1
Bromochloromethane	0.40	U	1.0	0.40	ug/L			03/12/24 06:01	1
Bromodichloromethane	0.39	U	1.0	0.39	ug/L			03/12/24 06:01	1
Bromoform	1.2	U	2.0	1.2	ug/L			03/12/24 06:01	1
Bromomethane	2.4	U	1.0	2.4	ug/L			03/12/24 06:01	1
2-Butanone (MEK)	6.0	U	5.0	6.0	ug/L			03/12/24 06:01	1
n-Butylbenzene	0.48	U	1.0	0.48	ug/L			03/12/24 06:01	1
sec-Butylbenzene	0.45	U	1.0	0.45	ug/L			03/12/24 06:01	1
tert-Butylbenzene	0.42	U	1.0	0.42	ug/L			03/12/24 06:01	1
Carbon disulfide	0.63	U	1.0	0.63	ug/L			03/12/24 06:01	1
Carbon tetrachloride	0.57	U	1.0	0.57	ug/L			03/12/24 06:01	1
Chlorobenzene	0.42	U	1.0	0.42	ug/L			03/12/24 06:01	1
Dibromochloromethane	0.62	U	2.0	0.62	ug/L			03/12/24 06:01	1
Chloroethane	1.4	U	1.0	1.4	ug/L			03/12/24 06:01	1
Chloroform	0.36	U	1.0	0.36	ug/L			03/12/24 06:01	1
Chloromethane	0.75	U	1.0	0.75	ug/L			03/12/24 06:01	1
2-Chlorotoluene	0.34	U	1.0	0.34	ug/L			03/12/24 06:01	1
4-Chlorotoluene	0.21	U	1.0	0.21	ug/L			03/12/24 06:01	1
1,2-Dibromo-3-Chloropropane	1.8	U	1.0	1.8	ug/L			03/12/24 06:01	1
Dibromomethane	0.34	U	1.0	0.34	ug/L			03/12/24 06:01	1
1,2-Dichlorobenzene	0.37	U	1.0	0.37	ug/L			03/12/24 06:01	1
1,3-Dichlorobenzene	0.33	U	1.0	0.33	ug/L			03/12/24 06:01	1
1,4-Dichlorobenzene	0.39	U	1.0	0.39	ug/L			03/12/24 06:01	1
Dichlorodifluoromethane	0.96	U	1.0	0.96	ug/L			03/12/24 06:01	1
1,1-Dichloroethane	0.22	U	1.0	0.22	ug/L			03/12/24 06:01	1
1,2-Dichloroethane	0.54	U	1.0	0.54	ug/L			03/12/24 06:01	1
cis-1,2-Dichloroethene	0.32	U	1.0	0.32	ug/L			03/12/24 06:01	1
trans-1,2-Dichloroethene	0.37	U	1.0	0.37	ug/L			03/12/24 06:01	1
1,1-Dichloroethene	0.23	U	1.0	0.23	ug/L			03/12/24 06:01	1
1,2-Dichloropropane	0.52	U	1.0	0.52	ug/L			03/12/24 06:01	1
1,3-Dichloropropane	0.38	U	1.0	0.38	ug/L			03/12/24 06:01	1
2,2-Dichloropropane	0.38	U	1.0	0.38	ug/L			03/12/24 06:01	1
cis-1,3-Dichloropropene	0.63	U	2.0	0.63	ug/L			03/12/24 06:01	1
trans-1,3-Dichloropropene	0.65	U	1.0	0.65	ug/L			03/12/24 06:01	1
1,1-Dichloropropene	0.42	U	1.0	0.42	ug/L			03/12/24 06:01	1
Ethylbenzene	0.30	U	1.0	0.30	ug/L			03/12/24 06:01	1
Hexachlorobutadiene	1.2	U	2.0	1.2	ug/L			03/12/24 06:01	1
2-Hexanone	1.7	U	5.0	1.7	ug/L			03/12/24 06:01	1
Isopropylbenzene	0.36	U	1.0	0.36	ug/L			03/12/24 06:01	1
4-Isopropyltoluene	0.43	U	1.0	0.43	ug/L			03/12/24 06:01	1
Methylene Chloride	0.94	U	1.0	0.94	ug/L			03/12/24 06:01	1
4-Methyl-2-pentanone	0.98	U	5.0	0.98	ug/L			03/12/24 06:01	1
Naphthalene	0.63	U	2.0	0.63	ug/L			03/12/24 06:01	1
n-Propylbenzene	0.53	U	1.0	0.53	ug/L			03/12/24 06:01	1
Styrene	0.36	U	1.0	0.36	ug/L			03/12/24 06:01	1
1,1,1,2-Tetrachloroethane	0.58	U	1.0	0.58	ug/L			03/12/24 06:01	1
1,1,2,2-Tetrachloroethane	0.21	U	1.0	0.21	ug/L			03/12/24 06:01	1
Tetrachloroethene	0.40	U	1.0	0.40	ug/L			03/12/24 06:01	1
Toluene	0.32	U	1.0	0.32	ug/L			03/12/24 06:01	1

Method: SW846 8260B - Volatile Organic Compounds (GC/MS) (Continued)

Client Sample ID: PIN12-05.2402003-109 — **Lab Sample ID: 280-188501-37**
Date Collected: 03/04/24 07:30 — **Matrix: Water**
Date Received: 03/07/24 09:30

Analyte	Result	Qualifier	LOQ	DL	Unit	D	Prepared	Analyzed	Dil Fac
1,2,3-Trichlorobenzene	0.70	U	2.0	0.70	ug/L			03/12/24 06:01	1
1,2,4-Trichlorobenzene	0.58	U	1.0	0.58	ug/L			03/12/24 06:01	1
1,1,1-Trichloroethane	0.39	U	1.0	0.39	ug/L			03/12/24 06:01	1
1,1,2-Trichloroethane	0.27	U	1.0	0.27	ug/L			03/12/24 06:01	1
Trichloroethene	0.30	U	1.0	0.30	ug/L			03/12/24 06:01	1
Trichlorofluoromethane	0.57	U	1.0	0.57	ug/L			03/12/24 06:01	1
1,2,3-Trichloropropane	0.86	U	1.0	0.86	ug/L			03/12/24 06:01	1
1,2,4-Trimethylbenzene	0.15	U	1.0	0.15	ug/L			03/12/24 06:01	1
1,3,5-Trimethylbenzene	0.37	U	1.0	0.37	ug/L			03/12/24 06:01	1
Vinyl chloride	0.51	U	2.0	0.51	ug/L			03/12/24 06:01	1
Xylenes, Total	0.33	U	1.0	0.33	ug/L			03/12/24 06:01	1
1,2-Dibromoethane	0.40	U	1.0	0.40	ug/L			03/12/24 06:01	1

Surrogate	*%Recovery*	*Qualifier*	*Limits*	*Prepared*	*Analyzed*	*Dil Fac*
1,2-Dichloroethane-d4 (Surr)	*86*		*70 - 127*		*03/12/24 06:01*	*1*
Toluene-d8 (Surr)	*95*		*80 - 125*		*03/12/24 06:01*	*1*
4-Bromofluorobenzene (Surr)	*90*		*78 - 120*		*03/12/24 06:01*	*1*
Dibromofluoromethane (Surr)	*94*		*77 - 120*		*03/12/24 06:01*	*1*

Client Sample ID: PIN12-05.2402003-112 — **Lab Sample ID: 280-188501-38**
Date Collected: 03/04/24 08:00 — **Matrix: Water**
Date Received: 03/07/24 09:30

Analyte	Result	Qualifier	LOQ	DL	Unit	D	Prepared	Analyzed	Dil Fac
Acetone	6.6	U	15	6.6	ug/L			03/12/24 06:22	1
Benzene	0.31	U	1.0	0.31	ug/L			03/12/24 06:22	1
Bromobenzene	0.40	U	1.0	0.40	ug/L			03/12/24 06:22	1
Bromochloromethane	0.40	U	1.0	0.40	ug/L			03/12/24 06:22	1
Bromodichloromethane	0.39	U	1.0	0.39	ug/L			03/12/24 06:22	1
Bromoform	1.2	U	2.0	1.2	ug/L			03/12/24 06:22	1
Bromomethane	2.4	U	1.0	2.4	ug/L			03/12/24 06:22	1
2-Butanone (MEK)	6.0	U	5.0	6.0	ug/L			03/12/24 06:22	1
n-Butylbenzene	0.48	U	1.0	0.48	ug/L			03/12/24 06:22	1
sec-Butylbenzene	0.45	U	1.0	0.45	ug/L			03/12/24 06:22	1
tert-Butylbenzene	0.42	U	1.0	0.42	ug/L			03/12/24 06:22	1
Carbon disulfide	0.63	U	1.0	0.63	ug/L			03/12/24 06:22	1
Carbon tetrachloride	0.57	U	1.0	0.57	ug/L			03/12/24 06:22	1
Chlorobenzene	0.42	U	1.0	0.42	ug/L			03/12/24 06:22	1
Dibromochloromethane	0.62	U	2.0	0.62	ug/L			03/12/24 06:22	1
Chloroethane	1.4	U	1.0	1.4	ug/L			03/12/24 06:22	1
Chloroform	0.36	U	1.0	0.36	ug/L			03/12/24 06:22	1
Chloromethane	0.75	U	1.0	0.75	ug/L			03/12/24 06:22	1
2-Chlorotoluene	0.34	U	1.0	0.34	ug/L			03/12/24 06:22	1
4-Chlorotoluene	0.21	U	1.0	0.21	ug/L			03/12/24 06:22	1
1,2-Dibromo-3-Chloropropane	1.8	U	1.0	1.8	ug/L			03/12/24 06:22	1
Dibromomethane	0.34	U	1.0	0.34	ug/L			03/12/24 06:22	1
1,2-Dichlorobenzene	0.37	U	1.0	0.37	ug/L			03/12/24 06:22	1
1,3-Dichlorobenzene	0.33	U	1.0	0.33	ug/L			03/12/24 06:22	1
1,4-Dichlorobenzene	0.39	U	1.0	0.39	ug/L			03/12/24 06:22	1
Dichlorodifluoromethane	0.96	U	1.0	0.96	ug/L			03/12/24 06:22	1
1,1-Dichloroethane	0.22	U	1.0	0.22	ug/L			03/12/24 06:22	1

Method: SW846 8260B - Volatile Organic Compounds (GC/MS) (Continued)

Client Sample ID: PIN12-05.2402003-112 — **Lab Sample ID: 280-188501-38**
Date Collected: 03/04/24 08:00 — **Matrix: Water**
Date Received: 03/07/24 09:30

Analyte	Result	Qualifier	LOQ	DL	Unit	D	Prepared	Analyzed	Dil Fac
1,2-Dichloroethane	0.54	U	1.0	0.54	ug/L			03/12/24 06:22	1
cis-1,2-Dichloroethene	0.32	U	1.0	0.32	ug/L			03/12/24 06:22	1
trans-1,2-Dichloroethene	0.37	U	1.0	0.37	ug/L			03/12/24 06:22	1
1,1-Dichloroethene	0.23	U	1.0	0.23	ug/L			03/12/24 06:22	1
1,2-Dichloropropane	0.52	U	1.0	0.52	ug/L			03/12/24 06:22	1
1,3-Dichloropropane	0.38	U	1.0	0.38	ug/L			03/12/24 06:22	1
2,2-Dichloropropane	0.38	U	1.0	0.38	ug/L			03/12/24 06:22	1
cis-1,3-Dichloropropene	0.63	U	2.0	0.63	ug/L			03/12/24 06:22	1
trans-1,3-Dichloropropene	0.65	U	1.0	0.65	ug/L			03/12/24 06:22	1
1,1-Dichloropropene	0.42	U	1.0	0.42	ug/L			03/12/24 06:22	1
Ethylbenzene	0.30	U	1.0	0.30	ug/L			03/12/24 06:22	1
Hexachlorobutadiene	1.2	U	2.0	1.2	ug/L			03/12/24 06:22	1
2-Hexanone	1.7	U	5.0	1.7	ug/L			03/12/24 06:22	1
Isopropylbenzene	0.36	U	1.0	0.36	ug/L			03/12/24 06:22	1
4-Isopropyltoluene	0.43	U	1.0	0.43	ug/L			03/12/24 06:22	1
Methylene Chloride	0.94	U	1.0	0.94	ug/L			03/12/24 06:22	1
4-Methyl-2-pentanone	0.98	U	5.0	0.98	ug/L			03/12/24 06:22	1
Naphthalene	0.63	U	2.0	0.63	ug/L			03/12/24 06:22	1
n-Propylbenzene	0.53	U	1.0	0.53	ug/L			03/12/24 06:22	1
Styrene	0.36	U	1.0	0.36	ug/L			03/12/24 06:22	1
1,1,1,2-Tetrachloroethane	0.58	U	1.0	0.58	ug/L			03/12/24 06:22	1
1,1,2,2-Tetrachloroethane	0.21	U	1.0	0.21	ug/L			03/12/24 06:22	1
Tetrachloroethene	0.40	U	1.0	0.40	ug/L			03/12/24 06:22	1
Toluene	0.32	U	1.0	0.32	ug/L			03/12/24 06:22	1
1,2,3-Trichlorobenzene	0.70	U	2.0	0.70	ug/L			03/12/24 06:22	1
1,2,4-Trichlorobenzene	0.58	U	1.0	0.58	ug/L			03/12/24 06:22	1
1,1,1-Trichloroethane	0.39	U	1.0	0.39	ug/L			03/12/24 06:22	1
1,1,2-Trichloroethane	0.27	U	1.0	0.27	ug/L			03/12/24 06:22	1
Trichloroethene	0.30	U	1.0	0.30	ug/L			03/12/24 06:22	1
Trichlorofluoromethane	0.57	U	1.0	0.57	ug/L			03/12/24 06:22	1
1,2,3-Trichloropropane	0.86	U	1.0	0.86	ug/L			03/12/24 06:22	1
1,2,4-Trimethylbenzene	0.15	U	1.0	0.15	ug/L			03/12/24 06:22	1
1,3,5-Trimethylbenzene	0.37	U	1.0	0.37	ug/L			03/12/24 06:22	1
Vinyl chloride	0.51	U	2.0	0.51	ug/L			03/12/24 06:22	1
Xylenes, Total	0.33	U	1.0	0.33	ug/L			03/12/24 06:22	1
1,2-Dibromoethane	0.40	U	1.0	0.40	ug/L			03/12/24 06:22	1

Surrogate	*%Recovery*	*Qualifier*	*Limits*	*Prepared*	*Analyzed*	*Dil Fac*
1,2-Dichloroethane-d4 (Surr)	*84*		*70 - 127*		*03/12/24 06:22*	*1*
Toluene-d8 (Surr)	*95*		*80 - 125*		*03/12/24 06:22*	*1*
4-Bromofluorobenzene (Surr)	*90*		*78 - 120*		*03/12/24 06:22*	*1*
Dibromofluoromethane (Surr)	*95*		*77 - 120*		*03/12/24 06:22*	*1*

Client Sample ID: PIN12-05.2402003-114 — **Lab Sample ID: 280-188501-39**
Date Collected: 03/06/24 08:00 — **Matrix: Water**
Date Received: 03/07/24 09:30

Analyte	Result	Qualifier	LOQ	DL	Unit	D	Prepared	Analyzed	Dil Fac
Acetone	6.6	U	15	6.6	ug/L			03/12/24 06:44	1
Benzene	0.31	U	1.0	0.31	ug/L			03/12/24 06:44	1
Bromobenzene	0.40	U	1.0	0.40	ug/L			03/12/24 06:44	1

Method: SW846 8260B - Volatile Organic Compounds (GC/MS) (Continued)

Client Sample ID: PIN12-05.2402003-114
Date Collected: 03/06/24 08:00
Date Received: 03/07/24 09:30

Lab Sample ID: 280-188501-39
Matrix: Water

Analyte	Result	Qualifier	LOQ	DL	Unit	D	Prepared	Analyzed	Dil Fac
Bromochloromethane	0.40	U	1.0	0.40	ug/L			03/12/24 06:44	1
Bromodichloromethane	0.39	U	1.0	0.39	ug/L			03/12/24 06:44	1
Bromoform	1.2	U	2.0	1.2	ug/L			03/12/24 06:44	1
Bromomethane	2.4	U	1.0	2.4	ug/L			03/12/24 06:44	1
2-Butanone (MEK)	6.0	U	5.0	6.0	ug/L			03/12/24 06:44	1
n-Butylbenzene	0.48	U	1.0	0.48	ug/L			03/12/24 06:44	1
sec-Butylbenzene	0.45	U	1.0	0.45	ug/L			03/12/24 06:44	1
tert-Butylbenzene	0.42	U	1.0	0.42	ug/L			03/12/24 06:44	1
Carbon disulfide	0.63	U	1.0	0.63	ug/L			03/12/24 06:44	1
Carbon tetrachloride	0.57	U	1.0	0.57	ug/L			03/12/24 06:44	1
Chlorobenzene	0.42	U	1.0	0.42	ug/L			03/12/24 06:44	1
Dibromochloromethane	0.62	U	2.0	0.62	ug/L			03/12/24 06:44	1
Chloroethane	1.4	U	1.0	1.4	ug/L			03/12/24 06:44	1
Chloroform	0.36	U	1.0	0.36	ug/L			03/12/24 06:44	1
Chloromethane	0.75	U	1.0	0.75	ug/L			03/12/24 06:44	1
2-Chlorotoluene	0.34	U	1.0	0.34	ug/L			03/12/24 06:44	1
4-Chlorotoluene	0.21	U	1.0	0.21	ug/L			03/12/24 06:44	1
1,2-Dibromo-3-Chloropropane	1.8	U	1.0	1.8	ug/L			03/12/24 06:44	1
Dibromomethane	0.34	U	1.0	0.34	ug/L			03/12/24 06:44	1
1,2-Dichlorobenzene	0.37	U	1.0	0.37	ug/L			03/12/24 06:44	1
1,3-Dichlorobenzene	0.33	U	1.0	0.33	ug/L			03/12/24 06:44	1
1,4-Dichlorobenzene	0.39	U	1.0	0.39	ug/L			03/12/24 06:44	1
Dichlorodifluoromethane	0.96	U	1.0	0.96	ug/L			03/12/24 06:44	1
1,1-Dichloroethane	0.22	U	1.0	0.22	ug/L			03/12/24 06:44	1
1,2-Dichloroethane	0.54	U	1.0	0.54	ug/L			03/12/24 06:44	1
cis-1,2-Dichloroethene	0.32	U	1.0	0.32	ug/L			03/12/24 06:44	1
trans-1,2-Dichloroethene	0.37	U	1.0	0.37	ug/L			03/12/24 06:44	1
1,1-Dichloroethene	0.23	U	1.0	0.23	ug/L			03/12/24 06:44	1
1,2-Dichloropropane	0.52	U	1.0	0.52	ug/L			03/12/24 06:44	1
1,3-Dichloropropane	0.38	U	1.0	0.38	ug/L			03/12/24 06:44	1
2,2-Dichloropropane	0.38	U	1.0	0.38	ug/L			03/12/24 06:44	1
cis-1,3-Dichloropropene	0.63	U	2.0	0.63	ug/L			03/12/24 06:44	1
trans-1,3-Dichloropropene	0.65	U	1.0	0.65	ug/L			03/12/24 06:44	1
1,1-Dichloropropene	0.42	U	1.0	0.42	ug/L			03/12/24 06:44	1
Ethylbenzene	0.30	U	1.0	0.30	ug/L			03/12/24 06:44	1
Hexachlorobutadiene	1.2	U	2.0	1.2	ug/L			03/12/24 06:44	1
2-Hexanone	1.7	U	5.0	1.7	ug/L			03/12/24 06:44	1
Isopropylbenzene	0.36	U	1.0	0.36	ug/L			03/12/24 06:44	1
4-Isopropyltoluene	0.43	U	1.0	0.43	ug/L			03/12/24 06:44	1
Methylene Chloride	0.94	U	1.0	0.94	ug/L			03/12/24 06:44	1
4-Methyl-2-pentanone	0.98	U	5.0	0.98	ug/L			03/12/24 06:44	1
Naphthalene	0.63	U	2.0	0.63	ug/L			03/12/24 06:44	1
n-Propylbenzene	0.53	U	1.0	0.53	ug/L			03/12/24 06:44	1
Styrene	0.36	U	1.0	0.36	ug/L			03/12/24 06:44	1
1,1,1,2-Tetrachloroethane	0.58	U	1.0	0.58	ug/L			03/12/24 06:44	1
1,1,2,2-Tetrachloroethane	0.21	U	1.0	0.21	ug/L			03/12/24 06:44	1
Tetrachloroethene	0.40	U	1.0	0.40	ug/L			03/12/24 06:44	1
Toluene	0.32	U	1.0	0.32	ug/L			03/12/24 06:44	1
1,2,3-Trichlorobenzene	0.70	U	2.0	0.70	ug/L			03/12/24 06:44	1

Method: SW846 8260B - Volatile Organic Compounds (GC/MS) (Continued)

Client Sample ID: PIN12-05.2402003-114 — **Lab Sample ID: 280-188501-39**
Date Collected: 03/06/24 08:00 — **Matrix: Water**
Date Received: 03/07/24 09:30

Analyte	Result	Qualifier	LOQ	DL	Unit	D	Prepared	Analyzed	Dil Fac
1,2,4-Trichlorobenzene	0.58	U	1.0	0.58	ug/L			03/12/24 06:44	1
1,1,1-Trichloroethane	0.39	U	1.0	0.39	ug/L			03/12/24 06:44	1
1,1,2-Trichloroethane	0.27	U	1.0	0.27	ug/L			03/12/24 06:44	1
Trichloroethene	0.30	U	1.0	0.30	ug/L			03/12/24 06:44	1
Trichlorofluoromethane	0.57	U	1.0	0.57	ug/L			03/12/24 06:44	1
1,2,3-Trichloropropane	0.86	U	1.0	0.86	ug/L			03/12/24 06:44	1
1,2,4-Trimethylbenzene	0.15	U	1.0	0.15	ug/L			03/12/24 06:44	1
1,3,5-Trimethylbenzene	0.37	U	1.0	0.37	ug/L			03/12/24 06:44	1
Vinyl chloride	0.51	U	2.0	0.51	ug/L			03/12/24 06:44	1
Xylenes, Total	0.33	U	1.0	0.33	ug/L			03/12/24 06:44	1
1,2-Dibromoethane	0.40	U	1.0	0.40	ug/L			03/12/24 06:44	1

Surrogate	*%Recovery*	*Qualifier*	*Limits*	*Prepared*	*Analyzed*	*Dil Fac*
1,2-Dichloroethane-d4 (Surr)	*85*		*70 - 127*		*03/12/24 06:44*	*1*
Toluene-d8 (Surr)	*94*		*80 - 125*		*03/12/24 06:44*	*1*
4-Bromofluorobenzene (Surr)	*92*		*78 - 120*		*03/12/24 06:44*	*1*
Dibromofluoromethane (Surr)	*96*		*77 - 120*		*03/12/24 06:44*	*1*

Client Sample ID: PIN12-05.2402003-015 — **Lab Sample ID: 280-188501-40**
Date Collected: 03/04/24 14:15 — **Matrix: Water**
Date Received: 03/07/24 09:30

Analyte	Result	Qualifier	LOQ	DL	Unit	D	Prepared	Analyzed	Dil Fac
Acetone	6.6	U	15	6.6	ug/L			03/12/24 07:05	1
Benzene	0.31	U	1.0	0.31	ug/L			03/12/24 07:05	1
Bromobenzene	0.40	U	1.0	0.40	ug/L			03/12/24 07:05	1
Bromochloromethane	0.40	U	1.0	0.40	ug/L			03/12/24 07:05	1
Bromodichloromethane	0.39	U	1.0	0.39	ug/L			03/12/24 07:05	1
Bromoform	1.2	U	2.0	1.2	ug/L			03/12/24 07:05	1
Bromomethane	2.4	U	1.0	2.4	ug/L			03/12/24 07:05	1
2-Butanone (MEK)	6.0	U	5.0	6.0	ug/L			03/12/24 07:05	1
n-Butylbenzene	0.48	U	1.0	0.48	ug/L			03/12/24 07:05	1
sec-Butylbenzene	0.45	U	1.0	0.45	ug/L			03/12/24 07:05	1
tert-Butylbenzene	0.42	U	1.0	0.42	ug/L			03/12/24 07:05	1
Carbon disulfide	0.63	U	1.0	0.63	ug/L			03/12/24 07:05	1
Carbon tetrachloride	0.57	U	1.0	0.57	ug/L			03/12/24 07:05	1
Chlorobenzene	0.42	U	1.0	0.42	ug/L			03/12/24 07:05	1
Dibromochloromethane	0.62	U	2.0	0.62	ug/L			03/12/24 07:05	1
Chloroethane	1.4	U	1.0	1.4	ug/L			03/12/24 07:05	1
Chloroform	0.36	U	1.0	0.36	ug/L			03/12/24 07:05	1
Chloromethane	0.75	U	1.0	0.75	ug/L			03/12/24 07:05	1
2-Chlorotoluene	0.34	U	1.0	0.34	ug/L			03/12/24 07:05	1
4-Chlorotoluene	0.21	U	1.0	0.21	ug/L			03/12/24 07:05	1
1,2-Dibromo-3-Chloropropane	1.8	U	1.0	1.8	ug/L			03/12/24 07:05	1
Dibromomethane	0.34	U	1.0	0.34	ug/L			03/12/24 07:05	1
1,2-Dichlorobenzene	0.37	U	1.0	0.37	ug/L			03/12/24 07:05	1
1,3-Dichlorobenzene	0.33	U	1.0	0.33	ug/L			03/12/24 07:05	1
1,4-Dichlorobenzene	0.39	U	1.0	0.39	ug/L			03/12/24 07:05	1
Dichlorodifluoromethane	0.96	U	1.0	0.96	ug/L			03/12/24 07:05	1
1,1-Dichloroethane	0.22	U	1.0	0.22	ug/L			03/12/24 07:05	1
1,2-Dichloroethane	0.54	U	1.0	0.54	ug/L			03/12/24 07:05	1

Method: SW846 8260B - Volatile Organic Compounds (GC/MS) (Continued)

Client Sample ID: PIN12-05.2402003-015
Date Collected: 03/04/24 14:15
Date Received: 03/07/24 09:30

Lab Sample ID: 280-188501-40
Matrix: Water

Analyte	Result	Qualifier	LOQ	DL	Unit	D	Prepared	Analyzed	Dil Fac
cis-1,2-Dichloroethene	0.32	U	1.0	0.32	ug/L			03/12/24 07:05	1
trans-1,2-Dichloroethene	0.37	U	1.0	0.37	ug/L			03/12/24 07:05	1
1,1-Dichloroethene	0.23	U	1.0	0.23	ug/L			03/12/24 07:05	1
1,2-Dichloropropane	0.52	U	1.0	0.52	ug/L			03/12/24 07:05	1
1,3-Dichloropropane	0.38	U	1.0	0.38	ug/L			03/12/24 07:05	1
2,2-Dichloropropane	0.38	U	1.0	0.38	ug/L			03/12/24 07:05	1
cis-1,3-Dichloropropene	0.63	U	2.0	0.63	ug/L			03/12/24 07:05	1
trans-1,3-Dichloropropene	0.65	U	1.0	0.65	ug/L			03/12/24 07:05	1
1,1-Dichloropropene	0.42	U	1.0	0.42	ug/L			03/12/24 07:05	1
Ethylbenzene	0.30	U	1.0	0.30	ug/L			03/12/24 07:05	1
Hexachlorobutadiene	1.2	U	2.0	1.2	ug/L			03/12/24 07:05	1
2-Hexanone	1.7	U	5.0	1.7	ug/L			03/12/24 07:05	1
Isopropylbenzene	0.36	U	1.0	0.36	ug/L			03/12/24 07:05	1
4-Isopropyltoluene	0.43	U	1.0	0.43	ug/L			03/12/24 07:05	1
Methylene Chloride	0.94	U	1.0	0.94	ug/L			03/12/24 07:05	1
4-Methyl-2-pentanone	0.98	U	5.0	0.98	ug/L			03/12/24 07:05	1
Naphthalene	0.63	U	2.0	0.63	ug/L			03/12/24 07:05	1
n-Propylbenzene	0.53	U	1.0	0.53	ug/L			03/12/24 07:05	1
Styrene	0.36	U	1.0	0.36	ug/L			03/12/24 07:05	1
1,1,1,2-Tetrachloroethane	0.58	U	1.0	0.58	ug/L			03/12/24 07:05	1
1,1,2,2-Tetrachloroethane	0.21	U	1.0	0.21	ug/L			03/12/24 07:05	1
Tetrachloroethene	0.40	U	1.0	0.40	ug/L			03/12/24 07:05	1
Toluene	0.32	U	1.0	0.32	ug/L			03/12/24 07:05	1
1,2,3-Trichlorobenzene	0.70	U	2.0	0.70	ug/L			03/12/24 07:05	1
1,2,4-Trichlorobenzene	0.58	U	1.0	0.58	ug/L			03/12/24 07:05	1
1,1,1-Trichloroethane	0.39	U	1.0	0.39	ug/L			03/12/24 07:05	1
1,1,2-Trichloroethane	0.27	U	1.0	0.27	ug/L			03/12/24 07:05	1
Trichloroethene	0.30	U	1.0	0.30	ug/L			03/12/24 07:05	1
Trichlorofluoromethane	0.57	U	1.0	0.57	ug/L			03/12/24 07:05	1
1,2,3-Trichloropropane	0.86	U	1.0	0.86	ug/L			03/12/24 07:05	1
1,2,4-Trimethylbenzene	0.15	U	1.0	0.15	ug/L			03/12/24 07:05	1
1,3,5-Trimethylbenzene	0.37	U	1.0	0.37	ug/L			03/12/24 07:05	1
Vinyl chloride	0.51	U	2.0	0.51	ug/L			03/12/24 07:05	1
Xylenes, Total	0.33	U	1.0	0.33	ug/L			03/12/24 07:05	1
1,2-Dibromoethane	0.40	U	1.0	0.40	ug/L			03/12/24 07:05	1

Surrogate	*%Recovery*	*Qualifier*	*Limits*	*Prepared*	*Analyzed*	*Dil Fac*
1,2-Dichloroethane-d4 (Surr)	*86*		*70 - 127*		*03/12/24 07:05*	*1*
Toluene-d8 (Surr)	*94*		*80 - 125*		*03/12/24 07:05*	*1*
4-Bromofluorobenzene (Surr)	*90*		*78 - 120*		*03/12/24 07:05*	*1*
Dibromofluoromethane (Surr)	*95*		*77 - 120*		*03/12/24 07:05*	*1*

Method: SW846 8260B - Volatile Organic Compounds (GC/MS) - DL

Client Sample ID: PIN12-05.2402003-051
Date Collected: 03/05/24 10:00
Date Received: 03/07/24 09:30

Lab Sample ID: 280-188501-20
Matrix: Water

Analyte	Result	Qualifier	LOQ	DL	Unit	D	Prepared	Analyzed	Dil Fac
Toluene	1.3	U	4.0	1.3	ug/L			03/15/24 15:46	4

Method: SW846 8260B - Volatile Organic Compounds (GC/MS) - DL (Continued)

Surrogate	%Recovery	Qualifier	Limits	Prepared	Analyzed	Dil Fac
1,2-Dichloroethane-d4 (Surr)	84		70 - 127		03/15/24 15:46	4
Toluene-d8 (Surr)	92		80 - 125		03/15/24 15:46	4
4-Bromofluorobenzene (Surr)	93		78 - 120		03/15/24 15:46	4
Dibromofluoromethane (Surr)	97		77 - 120		03/15/24 15:46	4

Method Summary

Client: RSI EnTech LLC
Project/Site: Pinellas Bldg 100 Monitoring

Job ID: 280-188501-1
SDG: PIN12-05.2402003

Method	Method Description	Protocol	Laboratory
8260B	Volatile Organic Compounds (GC/MS)	SW846	EET DEN
8260B SIM	Volatile Organic Compounds (GC/MS-SIM)	SW846	EET DEN
5030B	Purge and Trap	SW846	EET DEN

Protocol References:

SW846 = "Test Methods For Evaluating Solid Waste, Physical/Chemical Methods", Third Edition, November 1986 And Its Updates.

Laboratory References:

EET DEN = Eurofins Denver, 4955 Yarrow Street, Arvada, CO 80002, TEL (303)736-0100

Sample Summary

Client: RSI EnTech LLC
Project/Site: Pinellas Bldg 100 Monitoring

Job ID: 280-188501-1
SDG: PIN12-05.2402003

Lab Sample ID	Client Sample ID	Matrix	Collected	Received
280-188501-1	PIN12-05.2402003-013	Water	03/04/24 15:00	03/07/24 09:30
280-188501-2	PIN12-05.2402003-014	Water	03/04/24 14:40	03/07/24 09:30
280-188501-3	PIN12-05.2402003-019	Water	03/04/24 10:05	03/07/24 09:30
280-188501-4	PIN12-05.2402003-020	Water	03/04/24 09:50	03/07/24 09:30
280-188501-5	PIN12-05.2402003-021	Water	03/04/24 09:25	03/07/24 09:30
280-188501-6	PIN12-05.2402003-022	Water	03/04/24 11:00	03/07/24 09:30
280-188501-7	PIN12-05.2402003-023	Water	03/04/24 10:40	03/07/24 09:30
280-188501-8	PIN12-05.2402003-024	Water	03/04/24 13:40	03/07/24 09:30
280-188501-9	PIN12-05.2402003-025	Water	03/04/24 13:20	03/07/24 09:30
280-188501-10	PIN12-05.2402003-026	Water	03/04/24 13:05	03/07/24 09:30
280-188501-11	PIN12-05.2402003-027	Water	03/05/24 09:10	03/07/24 09:30
280-188501-12	PIN12-05.2402003-028	Water	03/05/24 09:20	03/07/24 09:30
280-188501-13	PIN12-05.2402003-029	Water	03/04/24 15:45	03/07/24 09:30
280-188501-14	PIN12-05.2402003-030	Water	03/05/24 10:10	03/07/24 09:30
280-188501-15	PIN12-05.2402003-031	Water	03/05/24 10:00	03/07/24 09:30
280-188501-16	PIN12-05.2402003-047	Water	03/05/24 11:00	03/07/24 09:30
280-188501-17	PIN12-05.2402003-048	Water	03/05/24 11:10	03/07/24 09:30
280-188501-18	PIN12-05.2402003-049	Water	03/05/24 11:40	03/07/24 09:30
280-188501-19	PIN12-05.2402003-050	Water	03/05/24 09:15	03/07/24 09:30
280-188501-20	PIN12-05.2402003-051	Water	03/05/24 10:00	03/07/24 09:30
280-188501-21	PIN12-05.2402003-052	Water	03/05/24 09:45	03/07/24 09:30
280-188501-22	PIN12-05.2402003-053	Water	03/04/24 08:40	03/07/24 09:30
280-188501-23	PIN12-05.2402003-054	Water	03/04/24 09:00	03/07/24 09:30
280-188501-24	PIN12-05.2402003-055	Water	03/04/24 09:20	03/07/24 09:30
280-188501-25	PIN12-05.2402003-090	Water	03/05/24 11:00	03/07/24 09:30
280-188501-26	PIN12-05.2402003-091	Water	03/05/24 11:10	03/07/24 09:30
280-188501-27	PIN12-05.2402003-092	Water	03/04/24 14:40	03/07/24 09:30
280-188501-28	PIN12-05.2402003-093	Water	03/04/24 15:10	03/07/24 09:30
280-188501-29	PIN12-05.2402003-094	Water	03/04/24 15:45	03/07/24 09:30
280-188501-30	PIN12-05.2402003-095	Water	03/04/24 11:30	03/07/24 09:30
280-188501-31	PIN12-05.2402003-096	Water	03/04/24 13:20	03/07/24 09:30
280-188501-32	PIN12-05.2402003-097	Water	03/04/24 14:00	03/07/24 09:30
280-188501-33	PIN12-05.2402003-101	Water	03/04/24 10:10	03/07/24 09:30
280-188501-34	PIN12-05.2402003-102	Water	03/04/24 10:45	03/07/24 09:30
280-188501-35	PIN12-05.2402003-104	Water	03/04/24 12:00	03/07/24 09:30
280-188501-36	PIN12-05.2402003-107	Water	03/04/24 15:00	03/07/24 09:30
280-188501-37	PIN12-05.2402003-109	Water	03/04/24 07:30	03/07/24 09:30
280-188501-38	PIN12-05.2402003-112	Water	03/04/24 08:00	03/07/24 09:30
280-188501-39	PIN12-05.2402003-114	Water	03/06/24 08:00	03/07/24 09:30
280-188501-40	PIN12-05.2402003-015	Water	03/04/24 14:15	03/07/24 09:30

Shipping and Receiving Documents

RSI ENTECH
In Partnership with Amentum and TFE
United for the Legacy Management Mission

Chain of Custody / Sample Submittal Form

Task Code: PIN12-05.2402003 COC ID: xPIN12-05.2402003-COC.1 TURNAROUND TIME: 28

PROJECT INFORMATION		LABORATORY		SAMPLING / SHIPPING	
Facility Name	Industrial Drain Leaks Bldg 100	Lab Name:	Eurofins TestAmerica Denver	Shipping Company:	
Project Number	LMIDIQ.308.01.02.01.070.CPC22A	Address:	4955 Yarrow Street	Tracking Number:	
Project Name:	Pinellas Bldg 100 Monitoring	City:	Arvada State: CO	Cooler Count:	
		Postal Code:	80002	Date Shipped:	
		Phone Number:	303-736-0100	Sampled by:	BAER CAMPBELL Huerta Solawetz
		PO Number:	LMCP6283	Sampler 2:	

SAMPLE DETAILS / ANALYSIS REQUESTED — Filtered - F: Field, L: Lab, FL: Field & Lab, N: None

Sample ID	Location	Matrix	Date	Time (24hr)	G=Grab C=Comp	QC	# of Cont	ANALYSIS	LMV-08: 1,4-Dioxane	VOA-A-007: VOAs
								Container	GLASS 40 ML	GLASS 40 ML
								Filtered	N	N
								Preserv.	4 C, HCl	4 C, HCl
PIN12-05.2402003-013	0565-1	GW	03/04/2024	15:00	G		4	X = shared container	1 N	3 N
PIN12-05.2402003-014	0565-2	GW	03/04/2024	14:40	G		4		1 N	3 N
PIN12-05.2402003-019	0570-1	GW	03/04/2024	10:05	G		4		1 N	3 N
PIN12-05.2402003-020	0570-2	GW	03/04/2024	09:50	G		4		1 N	3 N
PIN12-05.2402003-021	0570-3	GW	03/04/2024	09:25	G		4		1 N	3 N
PIN12-05.2402003-022	0572-1	GW	03/04/2024	11:00	G		4		1 N	3 N
PIN12-05.2402003-023	0572-2	GW	03/04/2024	10:40	G		4		1 N	3 N
PIN12-05.2402003-024	0573-1	GW	03/04/2024	13:40	G		4		1 N	3 N
PIN12-05.2402003-025	0573-2	GW	03/04/2024	13:20	G		12		6 N	6 N
PIN12-05.2402003-026	0573-3	GW	03/04/2024	13:05	G		4		1 N	3 N
PIN12-05.2402003-027	0574-1	GW	03/05/2024	09:10	G		4		1 N	3 N
PIN12-05.2402003-028	0574-2	GW	03/05/2024	09:20	G		4		1 N	3 N
PIN12-05.2402003-029	0574-3	GW	03/04/2024	15:45	G		4		1 N	3 N
PIN12-05.2402003-030	0575-1	GW	03/05/2024	10:10	G		4		1 N	3 N

ADDITIONAL COMMENTS/SPECIAL INSTRUCTIONS	RELINQUISHED BY	DATE/TIME	ACCEPTED BY	DATE/TIME
FINAL Shipment for this TASK	[signature]	3/6/24 10:44	[signature]	3-6-24 10:44
			[signature]	3/7/24 0930

2.3, 0.7 KM CF+0.1

280-188501 Chain of Custody

Chain of Custody / Sample Submittal Form

RSI ENTECH — In Partnership with Amentum and TPE — United for the Legacy Management Mission

Task Code: PIN12-05.2402003 | COC ID: xPIN12-05.2402003-COC.2 | TURNAROUND TIME: 28

PROJECT INFORMATION		LABORATORY		SAMPLING / SHIPPING	
Facility Name	Industrial Drain Leaks Bldg 100	Lab Name:	Eurofins TestAmerica Denver	Shipping Company:	
Project Number	LMIDIQ.308.01.02.01.070.CPC22A	Address:	4955 Yarrow Street	Tracking Number:	
Project Name:	Pinellas Bldg 100 Monitoring	City:	Arvada State: CO	Cooler Count:	
		Postal Code:	80002	Date Shipped:	
		Phone Number:	303-736-0100	Sampled by:	see p 1
		PO Number:	LMCP6283	Sampler 2:	

SAMPLE DETAILS / ANALYSIS REQUESTED — Filtered - F: Field, L: Lab, FL: Field & Lab, N: None

Sample ID	Location	Matrix	Date	Time (24hr)	G=Grab C=Comp	QC	# of Cont	Container	GLASS 40 ML	GLASS 40 ML
								Filtered	N	N
								Preserv.	4 C, HCl	4 C, HCl
								ANALYSIS	LMV-08: 1,4-Dioxane	VOA-A-007: VOAs
PIN12-05.2402003-031	0575-2	GW	03/05/2024	10:00	G		4	X = shared container	1 N	3 N
PIN12-05.2402003-047	0581-1	GW	03/05/2024	11:00	G		4		1 N	3 N
PIN12-05.2402003-048	0581-2	GW	03/05/2024	11:10	G		4		1 N	3 N
PIN12-05.2402003-049	0581-3	GW	03/05/2024	11:40	G		4		1 N	3 N
PIN12-05.2402003-050	0582-1	GW	03/05/2024	09:15	G		4		1 N	3 N
PIN12-05.2402003-051	0582-2	GW	03/05/2024	10:00	G		4		1 N	3 N
PIN12-05.2402003-052	0582-3	GW	03/05/2024	09:45	G		4		1 N	3 N
PIN12-05.2402003-053	0583-1	GW	03/04/2024	08:40	G		4		1 N	3 N
PIN12-05.2402003-054	0583-2	GW	03/04/2024	09:00	G		4		1 N	3 N
PIN12-05.2402003-055	0583-3	GW	03/04/2024	09:20	G		4		1 N	3 N
PIN12-05.2402003-090	S68B	GW	03/05/2024	11:00	G		4		1 N	3 N
PIN12-05.2402003-091	S68C	GW	03/05/2024	11:10	G		4		1 N	3 N
PIN12-05.2402003-092	S69B	GW	03/04/2024	14:40	G		4		1 N	3 N
PIN12-05.2402003-093	S69C	GW	03/04/2024	15:10	G		12		6 N	6 N

ADDITIONAL COMMENTS/SPECIAL INSTRUCTIONS	RELINQUISHED BY	DATE/TIME	ACCEPTED BY	DATE/TIME
	[signature]	3/6/24 10:44	[signature]	3-6-24 10:44
			[signature]	3/7/24 0930

Chain of Custody / Sample Submittal Form

RSI ENTECH
In Partnership with Amentum and TFE
United for the Legacy Management Mission

Task Code: PIN12-05.2402003 | COC ID: xPIN12-05.2402003-COC.3 | TURNAROUND TIME: 28

PROJECT INFORMATION		LABORATORY		SAMPLING / SHIPPING	
Facility Name	Industrial Drain Leaks Bldg 100	Lab Name:	Eurofins TestAmerica Denver	Shipping Company:	
Project Number	LMIDIQ.308.01.02.01.070.CPC22A	Address:	4955 Yarrow Street	Tracking Number:	
Project Name:	Pinellas Bldg 100 Monitoring	City:	Arvada State: CO	Cooler Count:	
		Postal Code:	80002	Date Shipped:	
		Phone Number:	303-736-0100	Sampled by:	See Pg 1
		PO Number:	LMCP6283	Sampler 2:	

SAMPLE DETAILS / ANALYSIS REQUESTED — Filtered - F: Field, L: Lab, FL: Field & Lab, N: None

Sample ID	Location	Matrix	Date	Time (24hr)	G=Grab C=Comp	QC	# of Cont	LMV-08: 1,4-Dioxane	VOA-A-007: VOAs
Container								GLASS 40 ML	GLASS 40 ML
Filtered								N	N
Preserv.								4 C, HCl	4 C, HCl
PIN12-05.2402003-094	S69D	GW	03/04/2024	15:45	G		4	1 N	3 N
PIN12-05.2402003-095	S70B	GW	03/04/2024	11:30	G		4	1 N	3 N
PIN12-05.2402003-096	S70C	GW	03/04/2024	13:20	G		4	1 N	3 N
PIN12-05.2402003-097	S70D	GW	03/04/2024	14:00	G		4	1 N	3 N
PIN12-05.2402003-101	S73B	GW	03/04/2024	10:10	G		4	1 N	3 N
PIN12-05.2402003-102	S73C	GW	03/04/2024	10:45	G		4	1 N	3 N
PIN12-05.2402003-104	2199	GW	03/04/2024	12:00	G		4	1 N	3 N
PIN12-05.2402003-107	2202	GW	03/04/2024	15:00	G		4	1 N	3 N
PIN12-05.2402003-109	2204	WATER	03/04/2024	07:30	G		4	1 N	3 N
PIN12-05.2402003-112	2207	WATER	03/04/2024	08:00	G		4	1 N	3 N
PIN12-05.2402003-114	2209	WATER	03/06/2024	08:00	G		4	1 N	3 N
PIN12-05.2402003-015	0565-3	GW	3/4/24	1415	G		4	1N	1N

X = shared container

ADDITIONAL COMMENTS/SPECIAL INSTRUCTIONS	RELINQUISHED BY	DATE/TIME	ACCEPTED BY	DATE/TIME
	[signature]	3/4/24 10:44	[signature]	10:44 3-6-24 3/7/24 0930

eurofins | Environment Testing

ANALYTICAL REPORT

PREPARED FOR

Attn: Steve Donivan
RSI EnTech LLC
2597 Legacy Way
Grand Junction CO 81503

Generated 4/3/2024 7:40 AM

JOB DESCRIPTION

Pinellas Bldg 100 Monitoring
PIN12-05.2402004

JOB NUMBER

280-189128-1

Eurofins Denver
4955 Yarrow Street
Arvada CO 80002

See page two for job notes and contact information.

my EOL

Eurofins Denver

Job Notes

This report may not be reproduced except in full, and with written approval from the laboratory. The results relate only to the samples tested. For questions please contact the Project Manager at the e-mail address or telephone number listed on this page.

The test results in this report relate only to the samples as received by the laboratory and will meet all requirements of the methodology, with any exceptions noted. This report shall not be reproduced except in full, without the express written approval of the laboratory. All questions should be directed to the Eurofins TestAmerica Project Manager.

Authorization

Generated
4/3/2024 7:40 AM

Authorized for release by
Patrick J McEntee, Client Service Manager
Patrick.McEntee@et.eurofinsus.com
303 736-0107

Qualifiers

GC/MS VOA

Qualifier	Qualifier Description
J	Estimated: The analyte was positively identified; the quantitation is an estimation
U	Undetected at the Limit of Detection.

Glossary

Abbreviation	These commonly used abbreviations may or may not be present in this report.
¤	Listed under the "D" column to designate that the result is reported on a dry weight basis
%R	Percent Recovery
CFL	Contains Free Liquid
CFU	Colony Forming Unit
CNF	Contains No Free Liquid
DER	Duplicate Error Ratio (normalized absolute difference)
Dil Fac	Dilution Factor
DL	Detection Limit (DoD/DOE)
DL, RA, RE, IN	Indicates a Dilution, Re-analysis, Re-extraction, or additional Initial metals/anion analysis of the sample
DLC	Decision Level Concentration (Radiochemistry)
EDL	Estimated Detection Limit (Dioxin)
LOD	Limit of Detection (DoD/DOE)
LOQ	Limit of Quantitation (DoD/DOE)
MCL	EPA recommended "Maximum Contaminant Level"
MDA	Minimum Detectable Activity (Radiochemistry)
MDC	Minimum Detectable Concentration (Radiochemistry)
MDL	Method Detection Limit
ML	Minimum Level (Dioxin)
MPN	Most Probable Number
MQL	Method Quantitation Limit
NC	Not Calculated
ND	Not Detected at the reporting limit (or MDL or EDL if shown)
NEG	Negative / Absent
POS	Positive / Present
PQL	Practical Quantitation Limit
PRES	Presumptive
QC	Quality Control
RER	Relative Error Ratio (Radiochemistry)
RL	Reporting Limit or Requested Limit (Radiochemistry)
RPD	Relative Percent Difference, a measure of the relative difference between two points
TEF	Toxicity Equivalent Factor (Dioxin)
TEQ	Toxicity Equivalent Quotient (Dioxin)
TNTC	Too Numerous To Count

Job Narrative
280-189128-1

Analytical test results meet all requirements of the associated regulatory program listed on the Accreditation/Certification Summary Page unless otherwise noted under the individual analysis. Data qualifiers are applied to indicate exceptions. Noncompliant quality control (QC) is further explained in narrative comments.

- Matrix QC may not be reported if insufficient sample or site-specific QC samples were not submitted. In these situations, to demonstrate precision and accuracy at a batch level, a LCS/LCSD may be performed, unless otherwise specified in the method.
- Surrogate and/or isotope dilution analyte recoveries (if applicable) which are outside of the QC window are confirmed unless attributed to a dilution or otherwise noted in the narrative.

Receipt
The samples were received on 3/22/2024 9:15 AM. Unless otherwise noted below, the samples arrived in good condition, and, where required, properly preserved and on ice. The temperature of the cooler at receipt time was 0.6°C.

Note: All samples which require thermal preservation are considered acceptable if the arrival temperature is within 2C of the required temperature or method specified range. For samples with a specified temperature of 4C, samples with a temperature ranging from just above freezing temperature of water to 6C shall be acceptable. Samples that are hand delivered immediately following collection may not meet these criteria, however they will be deemed acceptable according to NELAC standards, if there is evidence that the chilling process has begun, such as arrival on ice, etc.

Method 8260D - Volatile Organic Compounds by GC/MS
Samples PIN12-05.2402004-080 (280-189128-1), PIN12-05.2402004-081 (280-189128-2), PIN12-05.2402004-084 (280-189128-3), PIN12-05.2402004-084 (280-189128-3MS), PIN12-05.2402004-084 (280-189128-3MSD), PIN12-05.2402004-085 (280-189128-4), PIN12-05.2402004-086 (280-189128-5), PIN12-05.2402004-087 (280-189128-6), PIN12-05.2402004-088 (280-189128-7) and PIN12-05.2402004-089 (280-189128-8) were analyzed for Volatile Organic Compounds by GC/MS. The samples were analyzed on 3/28/2024 and 3/30/2024.

Samples PIN12-05.2402004-085 (280-189128-4)[100x] and PIN12-05.2402004-085 (280-189128-4)[20x] required dilution prior to analysis. The reporting limits have been adjusted accordingly.

The continuing calibration verification (CCV) associated with batch 280-647450 recovered above the upper control limit (20%D) for Chloromethane (24.2%D) and Dichlorodifluoromethane (20.1%D). The samples associated with this CCV were non-detects for the affected analytes; therefore, the data have been reported. The associated samples are impacted: PIN12-05.2402004-080 (280-189128-1), PIN12-05.2402004-081 (280-189128-2), PIN12-05.2402004-084 (280-189128-3), PIN12-05.2402004-085 (280-189128-4), PIN12-05.2402004-086 (280-189128-5), PIN12-05.2402004-087 (280-189128-6), PIN12-05.2402004-088 (280-189128-7), PIN12-05.2402004-089 (280-189128-8) and (CCV 280-647450/2).

The method requirement for no headspace was not met. The following volatile sample was analyzed with significant headspace in the sample container(s): PIN12-05.2402004-087 (280-189128-6). Significant headspace is defined as a bubble greater than 6 mm in diameter.

Insufficient sample volume was available to perform a matrix spike/matrix spike duplicate (MS/MSD) associated with analytical batch 280-647716. An LCS/LCSD pair was analyzed for batch precision and accuracy.
PIN12-05.2402004-085 (280-189128-4)

Method 8260D SIM - Volatile Organic Compounds (GC/MS)
Samples PIN12-05.2402004-080 (280-189128-1), PIN12-05.2402004-081 (280-189128-2), PIN12-05.2402004-084 (280-189128-3), PIN12-05.2402004-084 (280-189128-3MS), PIN12-05.2402004-084 (280-189128-3MSD), PIN12-05.2402004-085 (280-189128-4), PIN12-05.2402004-086 (280-189128-5), PIN12-05.2402004-087 (280-189128-6), PIN12-05.2402004-088 (280-189128-7) and PIN12-05.2402004-089 (280-189128-8) were analyzed for Volatile Organic Compounds (GC/MS). The samples were analyzed on 3/26/2024 and 3/27/2024.

Insufficient sample volume was available to perform a matrix spike/matrix spike duplicate (MS/MSD) associated with analytical batch 280-647395. An LCS/LCSD pair was analyzed for batch precision and accuracy.
PIN12-05.2402004-088 (280-189128-7)

Detection Summary

Client: RSI EnTech LLC
Project/Site: Pinellas Bldg 100 Monitoring

Job ID: 280-189128-1
SDG: PIN12-05.2402004

Client Sample ID: PIN12-05.2402004-080 — Lab Sample ID: 280-189128-1

Analyte	Result	Qualifier	LOQ	DL	Unit	Dil Fac	D	Method	Prep Type
cis-1,2-Dichloroethene	2.1		1.0	0.32	ug/L	1		8260D	Total/NA
trans-1,2-Dichloroethene	1.0		1.0	0.37	ug/L	1		8260D	Total/NA
Trichloroethene	0.71	J	1.0	0.30	ug/L	1		8260D	Total/NA
Vinyl chloride	22		2.0	0.51	ug/L	1		8260D	Total/NA

Client Sample ID: PIN12-05.2402004-081 — Lab Sample ID: 280-189128-2

No Detections.

Client Sample ID: PIN12-05.2402004-084 — Lab Sample ID: 280-189128-3

Analyte	Result	Qualifier	LOQ	DL	Unit	Dil Fac	D	Method	Prep Type
cis-1,2-Dichloroethene	1.8		1.0	0.32	ug/L	1		8260D	Total/NA
trans-1,2-Dichloroethene	1.2		1.0	0.37	ug/L	1		8260D	Total/NA
Trichloroethene	0.66	J	1.0	0.30	ug/L	1		8260D	Total/NA
Vinyl chloride	23		2.0	0.51	ug/L	1		8260D	Total/NA

Client Sample ID: PIN12-05.2402004-085 — Lab Sample ID: 280-189128-4

Analyte	Result	Qualifier	LOQ	DL	Unit	Dil Fac	D	Method	Prep Type
1,1-Dichloroethene	140		20	4.6	ug/L	20		8260D	Total/NA
trans-1,2-Dichloroethene	560		20	7.4	ug/L	20		8260D	Total/NA
Trichloroethene	1100		20	6.0	ug/L	20		8260D	Total/NA
Vinyl chloride	350		40	10	ug/L	20		8260D	Total/NA
cis-1,2-Dichloroethene - DL	5000		100	32	ug/L	100		8260D	Total/NA

Client Sample ID: PIN12-05.2402004-086 — Lab Sample ID: 280-189128-5

Analyte	Result	Qualifier	LOQ	DL	Unit	Dil Fac	D	Method	Prep Type
1,4-Dioxane	1.9		1.4	0.24	ug/L	1		8260D SIM	Total/NA
2-Butanone (MEK)	22		15	6.0	ug/L	1		8260D	Total/NA
Benzene	3.5		1.0	0.31	ug/L	1		8260D	Total/NA
cis-1,2-Dichloroethene	2.3		1.0	0.32	ug/L	1		8260D	Total/NA
Toluene	1.9		1.0	0.32	ug/L	1		8260D	Total/NA
trans-1,2-Dichloroethene	26		1.0	0.37	ug/L	1		8260D	Total/NA
Trichloroethene	2.4		1.0	0.30	ug/L	1		8260D	Total/NA
Vinyl chloride	3.9		2.0	0.51	ug/L	1		8260D	Total/NA
Xylenes, Total	0.35	J	1.0	0.33	ug/L	1		8260D	Total/NA

Client Sample ID: PIN12-05.2402004-087 — Lab Sample ID: 280-189128-6

Analyte	Result	Qualifier	LOQ	DL	Unit	Dil Fac	D	Method	Prep Type
1,4-Dioxane	33		1.4	0.24	ug/L	1		8260D SIM	Total/NA
1,1-Dichloroethane	3.6		1.0	0.22	ug/L	1		8260D	Total/NA
Chloroethane	4.9		4.0	1.4	ug/L	1		8260D	Total/NA
trans-1,2-Dichloroethene	0.67	J	1.0	0.37	ug/L	1		8260D	Total/NA
Vinyl chloride	24		2.0	0.51	ug/L	1		8260D	Total/NA

Client Sample ID: PIN12-05.2402004-088 — Lab Sample ID: 280-189128-7

Analyte	Result	Qualifier	LOQ	DL	Unit	Dil Fac	D	Method	Prep Type
1,4-Dioxane	0.47	J	1.4	0.24	ug/L	1		8260D SIM	Total/NA
cis-1,2-Dichloroethene	0.88	J	1.0	0.32	ug/L	1		8260D	Total/NA
trans-1,2-Dichloroethene	0.62	J	1.0	0.37	ug/L	1		8260D	Total/NA

This Detection Summary does not include radiochemical test results.

Detection Summary

Client: RSI EnTech LLC
Project/Site: Pinellas Bldg 100 Monitoring

Job ID: 280-189128-1
SDG: PIN12-05.2402004

Client Sample ID: PIN12-05.2402004-088 (Continued) — Lab Sample ID: 280-189128-7

Analyte	Result	Qualifier	LOQ	DL	Unit	Dil Fac	D	Method	Prep Type
Vinyl chloride	3.2		2.0	0.51	ug/L	1		8260D	Total/NA

Client Sample ID: PIN12-05.2402004-089 — Lab Sample ID: 280-189128-8

Analyte	Result	Qualifier	LOQ	DL	Unit	Dil Fac	D	Method	Prep Type
1,4-Dioxane	1.5		1.4	0.24	ug/L	1		8260D SIM	Total/NA
1,1-Dichloroethane	0.77	J	1.0	0.22	ug/L	1		8260D	Total/NA
Vinyl chloride	1.6	J	2.0	0.51	ug/L	1		8260D	Total/NA

This Detection Summary does not include radiochemical test results.

Method: SW846 8260D SIM - Volatile Organic Compounds (GC/MS)

Client Sample ID: PIN12-05.2402004-080 — **Lab Sample ID: 280-189128-1**
Date Collected: 03/20/24 00:01 — **Matrix: Water**
Date Received: 03/22/24 09:15

Analyte	Result	Qualifier	LOQ	DL	Unit	D	Prepared	Analyzed	Dil Fac
1,4-Dioxane	0.24	U	1.4	0.24	ug/L			03/26/24 22:11	1

Surrogate	*%Recovery*	*Qualifier*	*Limits*	*Prepared*	*Analyzed*	*Dil Fac*
1,2-Dichloroethane-d4 (Surr)	*101*		*70 - 127*		*03/26/24 22:11*	*1*

Client Sample ID: PIN12-05.2402004-081 — **Lab Sample ID: 280-189128-2**
Date Collected: 03/19/24 15:00 — **Matrix: Water**
Date Received: 03/22/24 09:15

Analyte	Result	Qualifier	LOQ	DL	Unit	D	Prepared	Analyzed	Dil Fac
1,4-Dioxane	0.24	U	1.4	0.24	ug/L			03/26/24 22:32	1

Surrogate	*%Recovery*	*Qualifier*	*Limits*	*Prepared*	*Analyzed*	*Dil Fac*
1,2-Dichloroethane-d4 (Surr)	*101*		*70 - 127*		*03/26/24 22:32*	*1*

Client Sample ID: PIN12-05.2402004-084 — **Lab Sample ID: 280-189128-3**
Date Collected: 03/20/24 20:29 — **Matrix: Water**
Date Received: 03/22/24 09:15

Analyte	Result	Qualifier	LOQ	DL	Unit	D	Prepared	Analyzed	Dil Fac
1,4-Dioxane	0.24	U	1.4	0.24	ug/L			03/26/24 22:53	1

Surrogate	*%Recovery*	*Qualifier*	*Limits*	*Prepared*	*Analyzed*	*Dil Fac*
1,2-Dichloroethane-d4 (Surr)	*101*		*70 - 127*		*03/26/24 22:53*	*1*

Client Sample ID: PIN12-05.2402004-085 — **Lab Sample ID: 280-189128-4**
Date Collected: 03/20/24 16:52 — **Matrix: Water**
Date Received: 03/22/24 09:15

Analyte	Result	Qualifier	LOQ	DL	Unit	D	Prepared	Analyzed	Dil Fac
1,4-Dioxane	0.24	U	1.4	0.24	ug/L			03/26/24 23:13	1

Surrogate	*%Recovery*	*Qualifier*	*Limits*	*Prepared*	*Analyzed*	*Dil Fac*
1,2-Dichloroethane-d4 (Surr)	*105*		*70 - 127*		*03/26/24 23:13*	*1*

Client Sample ID: PIN12-05.2402004-086 — **Lab Sample ID: 280-189128-5**
Date Collected: 03/20/24 18:44 — **Matrix: Water**
Date Received: 03/22/24 09:15

Analyte	Result	Qualifier	LOQ	DL	Unit	D	Prepared	Analyzed	Dil Fac
1,4-Dioxane	**1.9**		1.4	0.24	ug/L			03/26/24 23:34	1

Surrogate	*%Recovery*	*Qualifier*	*Limits*	*Prepared*	*Analyzed*	*Dil Fac*
1,2-Dichloroethane-d4 (Surr)	*101*		*70 - 127*		*03/26/24 23:34*	*1*

Client Sample ID: PIN12-05.2402004-087 — **Lab Sample ID: 280-189128-6**
Date Collected: 03/19/24 17:35 — **Matrix: Water**
Date Received: 03/22/24 09:15

Analyte	Result	Qualifier	LOQ	DL	Unit	D	Prepared	Analyzed	Dil Fac
1,4-Dioxane	**33**		1.4	0.24	ug/L			03/26/24 23:54	1

Surrogate	*%Recovery*	*Qualifier*	*Limits*	*Prepared*	*Analyzed*	*Dil Fac*
1,2-Dichloroethane-d4 (Surr)	*101*		*70 - 127*		*03/26/24 23:54*	*1*

Method: SW846 8260D SIM - Volatile Organic Compounds (GC/MS)

Client Sample ID: PIN12-05.2402004-088 — **Lab Sample ID: 280-189128-7**
Date Collected: 03/19/24 18:30 — **Matrix: Water**
Date Received: 03/22/24 09:15

Analyte	Result	Qualifier	LOQ	DL	Unit	D	Prepared	Analyzed	Dil Fac
1,4-Dioxane	0.47	J	1.4	0.24	ug/L			03/27/24 19:18	1

Surrogate	*%Recovery*	*Qualifier*	*Limits*	*Prepared*	*Analyzed*	*Dil Fac*
1,2-Dichloroethane-d4 (Surr)	*99*		*70 - 127*		*03/27/24 19:18*	*1*

Client Sample ID: PIN12-05.2402004-089 — **Lab Sample ID: 280-189128-8**
Date Collected: 03/19/24 20:11 — **Matrix: Water**
Date Received: 03/22/24 09:15

Analyte	Result	Qualifier	LOQ	DL	Unit	D	Prepared	Analyzed	Dil Fac
1,4-Dioxane	1.5		1.4	0.24	ug/L			03/27/24 00:36	1

Surrogate	*%Recovery*	*Qualifier*	*Limits*	*Prepared*	*Analyzed*	*Dil Fac*
1,2-Dichloroethane-d4 (Surr)	*100*		*70 - 127*		*03/27/24 00:36*	*1*

Method: SW846 8260D - Volatile Organic Compounds by GC/MS

Client Sample ID: PIN12-05.2402004-080 — **Lab Sample ID: 280-189128-1**
Date Collected: 03/20/24 00:01 — **Matrix: Water**
Date Received: 03/22/24 09:15

Analyte	Result	Qualifier	LOQ	DL	Unit	D	Prepared	Analyzed	Dil Fac
1,1,1,2-Tetrachloroethane	0.58	U	1.0	0.58	ug/L			03/28/24 13:09	1
1,1,1-Trichloroethane	0.39	U	1.0	0.39	ug/L			03/28/24 13:09	1
1,1,2,2-Tetrachloroethane	0.21	U	1.0	0.21	ug/L			03/28/24 13:09	1
1,1,2-Trichloroethane	0.27	U	1.0	0.27	ug/L			03/28/24 13:09	1
1,1-Dichloroethane	0.22	U	1.0	0.22	ug/L			03/28/24 13:09	1
1,1-Dichloroethene	0.23	U	1.0	0.23	ug/L			03/28/24 13:09	1
1,1-Dichloropropene	0.42	U	1.0	0.42	ug/L			03/28/24 13:09	1
1,2,3-Trichlorobenzene	0.70	U	2.0	0.70	ug/L			03/28/24 13:09	1
1,2,3-Trichloropropane	0.86	U	2.5	0.86	ug/L			03/28/24 13:09	1
1,2,4-Trichlorobenzene	0.58	U	1.0	0.58	ug/L			03/28/24 13:09	1
1,2,4-Trimethylbenzene	0.15	U	1.0	0.15	ug/L			03/28/24 13:09	1
1,2-Dibromo-3-Chloropropane	1.8	U	5.0	1.8	ug/L			03/28/24 13:09	1
1,2-Dibromoethane	0.40	U	1.0	0.40	ug/L			03/28/24 13:09	1
1,2-Dichlorobenzene	0.37	U	1.0	0.37	ug/L			03/28/24 13:09	1
1,2-Dichloroethane	0.54	U	1.0	0.54	ug/L			03/28/24 13:09	1
1,2-Dichloropropane	0.52	U	1.0	0.52	ug/L			03/28/24 13:09	1
1,3,5-Trimethylbenzene	0.37	U	1.0	0.37	ug/L			03/28/24 13:09	1
1,3-Dichlorobenzene	0.33	U	1.0	0.33	ug/L			03/28/24 13:09	1
1,3-Dichloropropane	0.38	U	1.0	0.38	ug/L			03/28/24 13:09	1
1,4-Dichlorobenzene	0.39	U	1.0	0.39	ug/L			03/28/24 13:09	1
2,2-Dichloropropane	0.38	U	1.0	0.38	ug/L			03/28/24 13:09	1
2-Butanone (MEK)	6.0	U	15	6.0	ug/L			03/28/24 13:09	1
2-Chlorotoluene	0.34	U	1.0	0.34	ug/L			03/28/24 13:09	1
2-Hexanone	1.7	U	5.0	1.7	ug/L			03/28/24 13:09	1
4-Chlorotoluene	0.21	U	1.0	0.21	ug/L			03/28/24 13:09	1
4-Isopropyltoluene	0.43	U	1.0	0.43	ug/L			03/28/24 13:09	1
4-Methyl-2-pentanone	0.98	U	5.0	0.98	ug/L			03/28/24 13:09	1
Acetone	6.6	U	15	6.6	ug/L			03/28/24 13:09	1
Benzene	0.31	U	1.0	0.31	ug/L			03/28/24 13:09	1
Bromobenzene	0.40	U	1.0	0.40	ug/L			03/28/24 13:09	1
Bromochloromethane	0.40	U	1.0	0.40	ug/L			03/28/24 13:09	1

Method: SW846 8260D - Volatile Organic Compounds by GC/MS (Continued)

Client Sample ID: PIN12-05.2402004-080 — **Lab Sample ID: 280-189128-1**
Date Collected: 03/20/24 00:01 — **Matrix: Water**
Date Received: 03/22/24 09:15

Analyte	Result	Qualifier	LOQ	DL	Unit	D	Prepared	Analyzed	Dil Fac
Bromodichloromethane	0.39	U	1.0	0.39	ug/L			03/28/24 13:09	1
Bromoform	1.2	U	2.0	1.2	ug/L			03/28/24 13:09	1
Bromomethane	2.4	U	5.0	2.4	ug/L			03/28/24 13:09	1
Carbon disulfide	0.63	U	2.0	0.63	ug/L			03/28/24 13:09	1
Carbon tetrachloride	0.57	U	1.0	0.57	ug/L			03/28/24 13:09	1
Chlorobenzene	0.42	U	1.0	0.42	ug/L			03/28/24 13:09	1
Chloroethane	1.4	U	4.0	1.4	ug/L			03/28/24 13:09	1
Chloroform	0.36	U	1.0	0.36	ug/L			03/28/24 13:09	1
Chloromethane	0.75	U	2.0	0.75	ug/L			03/28/24 13:09	1
cis-1,2-Dichloroethene	**2.1**		1.0	0.32	ug/L			03/28/24 13:09	1
cis-1,3-Dichloropropene	0.63	U	2.0	0.63	ug/L			03/28/24 13:09	1
Dibromochloromethane	0.62	U	2.0	0.62	ug/L			03/28/24 13:09	1
Dibromomethane	0.34	U	1.0	0.34	ug/L			03/28/24 13:09	1
Dichlorodifluoromethane	0.96	U	3.0	0.96	ug/L			03/28/24 13:09	1
Ethylbenzene	0.30	U	1.0	0.30	ug/L			03/28/24 13:09	1
Hexachlorobutadiene	1.2	U	2.0	1.2	ug/L			03/28/24 13:09	1
Isopropylbenzene	0.36	U	1.0	0.36	ug/L			03/28/24 13:09	1
Methylene Chloride	0.94	U	2.0	0.94	ug/L			03/28/24 13:09	1
Naphthalene	0.63	U	2.0	0.63	ug/L			03/28/24 13:09	1
n-Butylbenzene	0.48	U	1.0	0.48	ug/L			03/28/24 13:09	1
n-Propylbenzene	0.53	U	1.0	0.53	ug/L			03/28/24 13:09	1
sec-Butylbenzene	0.45	U	1.0	0.45	ug/L			03/28/24 13:09	1
Styrene	0.36	U	1.0	0.36	ug/L			03/28/24 13:09	1
tert-Butylbenzene	0.42	U	1.0	0.42	ug/L			03/28/24 13:09	1
Tetrachloroethene	0.40	U	1.0	0.40	ug/L			03/28/24 13:09	1
Toluene	0.32	U	1.0	0.32	ug/L			03/28/24 13:09	1
trans-1,2-Dichloroethene	**1.0**		1.0	0.37	ug/L			03/28/24 13:09	1
trans-1,3-Dichloropropene	0.65	U	2.0	0.65	ug/L			03/28/24 13:09	1
Trichloroethene	**0.71**	**J**	1.0	0.30	ug/L			03/28/24 13:09	1
Trichlorofluoromethane	0.57	U	2.0	0.57	ug/L			03/28/24 13:09	1
Vinyl chloride	**22**		2.0	0.51	ug/L			03/28/24 13:09	1
Xylenes, Total	0.33	U	1.0	0.33	ug/L			03/28/24 13:09	1

Surrogate	*%Recovery*	*Qualifier*	*Limits*	*Prepared*	*Analyzed*	*Dil Fac*
1,2-Dichloroethane-d4 (Surr)	*102*		*70 - 127*		*03/28/24 13:09*	*1*
4-Bromofluorobenzene (Surr)	*104*		*78 - 120*		*03/28/24 13:09*	*1*
Dibromofluoromethane (Surr)	*106*		*77 - 120*		*03/28/24 13:09*	*1*
Toluene-d8 (Surr)	*96*		*80 - 125*		*03/28/24 13:09*	*1*

Client Sample ID: PIN12-05.2402004-081 — **Lab Sample ID: 280-189128-2**
Date Collected: 03/19/24 15:00 — **Matrix: Water**
Date Received: 03/22/24 09:15

Analyte	Result	Qualifier	LOQ	DL	Unit	D	Prepared	Analyzed	Dil Fac
1,1,1,2-Tetrachloroethane	0.58	U	1.0	0.58	ug/L			03/28/24 13:29	1
1,1,1-Trichloroethane	0.39	U	1.0	0.39	ug/L			03/28/24 13:29	1
1,1,2,2-Tetrachloroethane	0.21	U	1.0	0.21	ug/L			03/28/24 13:29	1
1,1,2-Trichloroethane	0.27	U	1.0	0.27	ug/L			03/28/24 13:29	1
1,1-Dichloroethane	0.22	U	1.0	0.22	ug/L			03/28/24 13:29	1
1,1-Dichloroethene	0.23	U	1.0	0.23	ug/L			03/28/24 13:29	1
1,1-Dichloropropene	0.42	U	1.0	0.42	ug/L			03/28/24 13:29	1

Method: SW846 8260D - Volatile Organic Compounds by GC/MS (Continued)

Client Sample ID: PIN12-05.2402004-081
Date Collected: 03/19/24 15:00
Date Received: 03/22/24 09:15

Lab Sample ID: 280-189128-2
Matrix: Water

Analyte	Result	Qualifier	LOQ	DL	Unit	D	Prepared	Analyzed	Dil Fac
1,2,3-Trichlorobenzene	0.70	U	2.0	0.70	ug/L			03/28/24 13:29	1
1,2,3-Trichloropropane	0.86	U	2.5	0.86	ug/L			03/28/24 13:29	1
1,2,4-Trichlorobenzene	0.58	U	1.0	0.58	ug/L			03/28/24 13:29	1
1,2,4-Trimethylbenzene	0.15	U	1.0	0.15	ug/L			03/28/24 13:29	1
1,2-Dibromo-3-Chloropropane	1.8	U	5.0	1.8	ug/L			03/28/24 13:29	1
1,2-Dibromoethane	0.40	U	1.0	0.40	ug/L			03/28/24 13:29	1
1,2-Dichlorobenzene	0.37	U	1.0	0.37	ug/L			03/28/24 13:29	1
1,2-Dichloroethane	0.54	U	1.0	0.54	ug/L			03/28/24 13:29	1
1,2-Dichloropropane	0.52	U	1.0	0.52	ug/L			03/28/24 13:29	1
1,3,5-Trimethylbenzene	0.37	U	1.0	0.37	ug/L			03/28/24 13:29	1
1,3-Dichlorobenzene	0.33	U	1.0	0.33	ug/L			03/28/24 13:29	1
1,3-Dichloropropane	0.38	U	1.0	0.38	ug/L			03/28/24 13:29	1
1,4-Dichlorobenzene	0.39	U	1.0	0.39	ug/L			03/28/24 13:29	1
2,2-Dichloropropane	0.38	U	1.0	0.38	ug/L			03/28/24 13:29	1
2-Butanone (MEK)	6.0	U	15	6.0	ug/L			03/28/24 13:29	1
2-Chlorotoluene	0.34	U	1.0	0.34	ug/L			03/28/24 13:29	1
2-Hexanone	1.7	U	5.0	1.7	ug/L			03/28/24 13:29	1
4-Chlorotoluene	0.21	U	1.0	0.21	ug/L			03/28/24 13:29	1
4-Isopropyltoluene	0.43	U	1.0	0.43	ug/L			03/28/24 13:29	1
4-Methyl-2-pentanone	0.98	U	5.0	0.98	ug/L			03/28/24 13:29	1
Acetone	6.6	U	15	6.6	ug/L			03/28/24 13:29	1
Benzene	0.31	U	1.0	0.31	ug/L			03/28/24 13:29	1
Bromobenzene	0.40	U	1.0	0.40	ug/L			03/28/24 13:29	1
Bromochloromethane	0.40	U	1.0	0.40	ug/L			03/28/24 13:29	1
Bromodichloromethane	0.39	U	1.0	0.39	ug/L			03/28/24 13:29	1
Bromoform	1.2	U	2.0	1.2	ug/L			03/28/24 13:29	1
Bromomethane	2.4	U	5.0	2.4	ug/L			03/28/24 13:29	1
Carbon disulfide	0.63	U	2.0	0.63	ug/L			03/28/24 13:29	1
Carbon tetrachloride	0.57	U	1.0	0.57	ug/L			03/28/24 13:29	1
Chlorobenzene	0.42	U	1.0	0.42	ug/L			03/28/24 13:29	1
Chloroethane	1.4	U	4.0	1.4	ug/L			03/28/24 13:29	1
Chloroform	0.36	U	1.0	0.36	ug/L			03/28/24 13:29	1
Chloromethane	0.75	U	2.0	0.75	ug/L			03/28/24 13:29	1
cis-1,2-Dichloroethene	0.32	U	1.0	0.32	ug/L			03/28/24 13:29	1
cis-1,3-Dichloropropene	0.63	U	2.0	0.63	ug/L			03/28/24 13:29	1
Dibromochloromethane	0.62	U	2.0	0.62	ug/L			03/28/24 13:29	1
Dibromomethane	0.34	U	1.0	0.34	ug/L			03/28/24 13:29	1
Dichlorodifluoromethane	0.96	U	3.0	0.96	ug/L			03/28/24 13:29	1
Ethylbenzene	0.30	U	1.0	0.30	ug/L			03/28/24 13:29	1
Hexachlorobutadiene	1.2	U	2.0	1.2	ug/L			03/28/24 13:29	1
Isopropylbenzene	0.36	U	1.0	0.36	ug/L			03/28/24 13:29	1
Methylene Chloride	0.94	U	2.0	0.94	ug/L			03/28/24 13:29	1
Naphthalene	0.63	U	2.0	0.63	ug/L			03/28/24 13:29	1
n-Butylbenzene	0.48	U	1.0	0.48	ug/L			03/28/24 13:29	1
n-Propylbenzene	0.53	U	1.0	0.53	ug/L			03/28/24 13:29	1
sec-Butylbenzene	0.45	U	1.0	0.45	ug/L			03/28/24 13:29	1
Styrene	0.36	U	1.0	0.36	ug/L			03/28/24 13:29	1
tert-Butylbenzene	0.42	U	1.0	0.42	ug/L			03/28/24 13:29	1
Tetrachloroethene	0.40	U	1.0	0.40	ug/L			03/28/24 13:29	1

Method: SW846 8260D - Volatile Organic Compounds by GC/MS (Continued)

Client Sample ID: PIN12-05.2402004-081 — **Lab Sample ID: 280-189128-2**
Date Collected: 03/19/24 15:00 — **Matrix: Water**
Date Received: 03/22/24 09:15

Analyte	Result	Qualifier	LOQ	DL	Unit	D	Prepared	Analyzed	Dil Fac
Toluene	0.32	U	1.0	0.32	ug/L			03/28/24 13:29	1
trans-1,2-Dichloroethene	0.37	U	1.0	0.37	ug/L			03/28/24 13:29	1
trans-1,3-Dichloropropene	0.65	U	2.0	0.65	ug/L			03/28/24 13:29	1
Trichloroethene	0.30	U	1.0	0.30	ug/L			03/28/24 13:29	1
Trichlorofluoromethane	0.57	U	2.0	0.57	ug/L			03/28/24 13:29	1
Vinyl chloride	0.51	U	2.0	0.51	ug/L			03/28/24 13:29	1
Xylenes, Total	0.33	U	1.0	0.33	ug/L			03/28/24 13:29	1

Surrogate	*%Recovery*	*Qualifier*	*Limits*	*Prepared*	*Analyzed*	*Dil Fac*
1,2-Dichloroethane-d4 (Surr)	*100*		*70 - 127*		*03/28/24 13:29*	*1*
4-Bromofluorobenzene (Surr)	*98*		*78 - 120*		*03/28/24 13:29*	*1*
Dibromofluoromethane (Surr)	*102*		*77 - 120*		*03/28/24 13:29*	*1*
Toluene-d8 (Surr)	*97*		*80 - 125*		*03/28/24 13:29*	*1*

Client Sample ID: PIN12-05.2402004-084 — **Lab Sample ID: 280-189128-3**
Date Collected: 03/20/24 20:29 — **Matrix: Water**
Date Received: 03/22/24 09:15

Analyte	Result	Qualifier	LOQ	DL	Unit	D	Prepared	Analyzed	Dil Fac
1,1,1,2-Tetrachloroethane	0.58	U	1.0	0.58	ug/L			03/28/24 13:50	1
1,1,1-Trichloroethane	0.39	U	1.0	0.39	ug/L			03/28/24 13:50	1
1,1,2,2-Tetrachloroethane	0.21	U	1.0	0.21	ug/L			03/28/24 13:50	1
1,1,2-Trichloroethane	0.27	U	1.0	0.27	ug/L			03/28/24 13:50	1
1,1-Dichloroethane	0.22	U	1.0	0.22	ug/L			03/28/24 13:50	1
1,1-Dichloroethene	0.23	U	1.0	0.23	ug/L			03/28/24 13:50	1
1,1-Dichloropropene	0.42	U	1.0	0.42	ug/L			03/28/24 13:50	1
1,2,3-Trichlorobenzene	0.70	U	2.0	0.70	ug/L			03/28/24 13:50	1
1,2,3-Trichloropropane	0.86	U	2.5	0.86	ug/L			03/28/24 13:50	1
1,2,4-Trichlorobenzene	0.58	U	1.0	0.58	ug/L			03/28/24 13:50	1
1,2,4-Trimethylbenzene	0.15	U	1.0	0.15	ug/L			03/28/24 13:50	1
1,2-Dibromo-3-Chloropropane	1.8	U	5.0	1.8	ug/L			03/28/24 13:50	1
1,2-Dibromoethane	0.40	U	1.0	0.40	ug/L			03/28/24 13:50	1
1,2-Dichlorobenzene	0.37	U	1.0	0.37	ug/L			03/28/24 13:50	1
1,2-Dichloroethane	0.54	U	1.0	0.54	ug/L			03/28/24 13:50	1
1,2-Dichloropropane	0.52	U	1.0	0.52	ug/L			03/28/24 13:50	1
1,3,5-Trimethylbenzene	0.37	U	1.0	0.37	ug/L			03/28/24 13:50	1
1,3-Dichlorobenzene	0.33	U	1.0	0.33	ug/L			03/28/24 13:50	1
1,3-Dichloropropane	0.38	U	1.0	0.38	ug/L			03/28/24 13:50	1
1,4-Dichlorobenzene	0.39	U	1.0	0.39	ug/L			03/28/24 13:50	1
2,2-Dichloropropane	0.38	U	1.0	0.38	ug/L			03/28/24 13:50	1
2-Butanone (MEK)	6.0	U	15	6.0	ug/L			03/28/24 13:50	1
2-Chlorotoluene	0.34	U	1.0	0.34	ug/L			03/28/24 13:50	1
2-Hexanone	1.7	U	5.0	1.7	ug/L			03/28/24 13:50	1
4-Chlorotoluene	0.21	U	1.0	0.21	ug/L			03/28/24 13:50	1
4-Isopropyltoluene	0.43	U	1.0	0.43	ug/L			03/28/24 13:50	1
4-Methyl-2-pentanone	0.98	U	5.0	0.98	ug/L			03/28/24 13:50	1
Acetone	6.6	U	15	6.6	ug/L			03/28/24 13:50	1
Benzene	0.31	U	1.0	0.31	ug/L			03/28/24 13:50	1
Bromobenzene	0.40	U	1.0	0.40	ug/L			03/28/24 13:50	1
Bromochloromethane	0.40	U	1.0	0.40	ug/L			03/28/24 13:50	1
Bromodichloromethane	0.39	U	1.0	0.39	ug/L			03/28/24 13:50	1

Method: SW846 8260D - Volatile Organic Compounds by GC/MS (Continued)

Client Sample ID: PIN12-05.2402004-084 — **Lab Sample ID: 280-189128-3**
Date Collected: 03/20/24 20:29 — **Matrix: Water**
Date Received: 03/22/24 09:15

Analyte	Result	Qualifier	LOQ	DL	Unit	D	Prepared	Analyzed	Dil Fac
Bromoform	1.2	U	2.0	1.2	ug/L			03/28/24 13:50	1
Bromomethane	2.4	U	5.0	2.4	ug/L			03/28/24 13:50	1
Carbon disulfide	0.63	U	2.0	0.63	ug/L			03/28/24 13:50	1
Carbon tetrachloride	0.57	U	1.0	0.57	ug/L			03/28/24 13:50	1
Chlorobenzene	0.42	U	1.0	0.42	ug/L			03/28/24 13:50	1
Chloroethane	1.4	U	4.0	1.4	ug/L			03/28/24 13:50	1
Chloroform	0.36	U	1.0	0.36	ug/L			03/28/24 13:50	1
Chloromethane	0.75	U	2.0	0.75	ug/L			03/28/24 13:50	1
cis-1,2-Dichloroethene	**1.8**		1.0	0.32	ug/L			03/28/24 13:50	1
cis-1,3-Dichloropropene	0.63	U	2.0	0.63	ug/L			03/28/24 13:50	1
Dibromochloromethane	0.62	U	2.0	0.62	ug/L			03/28/24 13:50	1
Dibromomethane	0.34	U	1.0	0.34	ug/L			03/28/24 13:50	1
Dichlorodifluoromethane	0.96	U	3.0	0.96	ug/L			03/28/24 13:50	1
Ethylbenzene	0.30	U	1.0	0.30	ug/L			03/28/24 13:50	1
Hexachlorobutadiene	1.2	U	2.0	1.2	ug/L			03/28/24 13:50	1
Isopropylbenzene	0.36	U	1.0	0.36	ug/L			03/28/24 13:50	1
Methylene Chloride	0.94	U	2.0	0.94	ug/L			03/28/24 13:50	1
Naphthalene	0.63	U	2.0	0.63	ug/L			03/28/24 13:50	1
n-Butylbenzene	0.48	U	1.0	0.48	ug/L			03/28/24 13:50	1
n-Propylbenzene	0.53	U	1.0	0.53	ug/L			03/28/24 13:50	1
sec-Butylbenzene	0.45	U	1.0	0.45	ug/L			03/28/24 13:50	1
Styrene	0.36	U	1.0	0.36	ug/L			03/28/24 13:50	1
tert-Butylbenzene	0.42	U	1.0	0.42	ug/L			03/28/24 13:50	1
Tetrachloroethene	0.40	U	1.0	0.40	ug/L			03/28/24 13:50	1
Toluene	0.32	U	1.0	0.32	ug/L			03/28/24 13:50	1
trans-1,2-Dichloroethene	**1.2**		1.0	0.37	ug/L			03/28/24 13:50	1
trans-1,3-Dichloropropene	0.65	U	2.0	0.65	ug/L			03/28/24 13:50	1
Trichloroethene	**0.66**	**J**	1.0	0.30	ug/L			03/28/24 13:50	1
Trichlorofluoromethane	0.57	U	2.0	0.57	ug/L			03/28/24 13:50	1
Vinyl chloride	**23**		2.0	0.51	ug/L			03/28/24 13:50	1
Xylenes, Total	0.33	U	1.0	0.33	ug/L			03/28/24 13:50	1

Surrogate	*%Recovery*	*Qualifier*	*Limits*	*Prepared*	*Analyzed*	*Dil Fac*
1,2-Dichloroethane-d4 (Surr)	*101*		*70 - 127*		*03/28/24 13:50*	*1*
4-Bromofluorobenzene (Surr)	*101*		*78 - 120*		*03/28/24 13:50*	*1*
Dibromofluoromethane (Surr)	*103*		*77 - 120*		*03/28/24 13:50*	*1*
Toluene-d8 (Surr)	*95*		*80 - 125*		*03/28/24 13:50*	*1*

Client Sample ID: PIN12-05.2402004-085 — **Lab Sample ID: 280-189128-4**
Date Collected: 03/20/24 16:52 — **Matrix: Water**
Date Received: 03/22/24 09:15

Analyte	Result	Qualifier	LOQ	DL	Unit	D	Prepared	Analyzed	Dil Fac
1,1,1,2-Tetrachloroethane	12	U	20	12	ug/L			03/28/24 16:15	20
1,1,1-Trichloroethane	7.8	U	20	7.8	ug/L			03/28/24 16:15	20
1,1,2,2-Tetrachloroethane	4.2	U	20	4.2	ug/L			03/28/24 16:15	20
1,1,2-Trichloroethane	5.4	U	20	5.4	ug/L			03/28/24 16:15	20
1,1-Dichloroethane	4.4	U	20	4.4	ug/L			03/28/24 16:15	20
1,1-Dichloroethene	**140**		20	4.6	ug/L			03/28/24 16:15	20
1,1-Dichloropropene	8.3	U	20	8.3	ug/L			03/28/24 16:15	20
1,2,3-Trichlorobenzene	14	U	40	14	ug/L			03/28/24 16:15	20

Method: SW846 8260D - Volatile Organic Compounds by GC/MS (Continued)

Client Sample ID: PIN12-05.2402004-085
Date Collected: 03/20/24 16:52
Date Received: 03/22/24 09:15

Lab Sample ID: 280-189128-4
Matrix: Water

Analyte	Result	Qualifier	LOQ	DL	Unit	D	Prepared	Analyzed	Dil Fac
1,2,3-Trichloropropane	17	U	50	17	ug/L			03/28/24 16:15	20
1,2,4-Trichlorobenzene	12	U	20	12	ug/L			03/28/24 16:15	20
1,2,4-Trimethylbenzene	3.0	U	20	3.0	ug/L			03/28/24 16:15	20
1,2-Dibromo-3-Chloropropane	35	U	100	35	ug/L			03/28/24 16:15	20
1,2-Dibromoethane	8.1	U	20	8.1	ug/L			03/28/24 16:15	20
1,2-Dichlorobenzene	7.4	U	20	7.4	ug/L			03/28/24 16:15	20
1,2-Dichloroethane	11	U	20	11	ug/L			03/28/24 16:15	20
1,2-Dichloropropane	10	U	20	10	ug/L			03/28/24 16:15	20
1,3,5-Trimethylbenzene	7.4	U	20	7.4	ug/L			03/28/24 16:15	20
1,3-Dichlorobenzene	6.7	U	20	6.7	ug/L			03/28/24 16:15	20
1,3-Dichloropropane	7.6	U	20	7.6	ug/L			03/28/24 16:15	20
1,4-Dichlorobenzene	7.8	U	20	7.8	ug/L			03/28/24 16:15	20
2,2-Dichloropropane	7.6	U	20	7.6	ug/L			03/28/24 16:15	20
2-Butanone (MEK)	120	U	300	120	ug/L			03/28/24 16:15	20
2-Chlorotoluene	6.8	U	20	6.8	ug/L			03/28/24 16:15	20
2-Hexanone	34	U	100	34	ug/L			03/28/24 16:15	20
4-Chlorotoluene	4.2	U	20	4.2	ug/L			03/28/24 16:15	20
4-Isopropyltoluene	8.6	U	20	8.6	ug/L			03/28/24 16:15	20
4-Methyl-2-pentanone	20	U	100	20	ug/L			03/28/24 16:15	20
Acetone	130	U	300	130	ug/L			03/28/24 16:15	20
Benzene	6.2	U	20	6.2	ug/L			03/28/24 16:15	20
Bromobenzene	7.9	U	20	7.9	ug/L			03/28/24 16:15	20
Bromochloromethane	8.1	U	20	8.1	ug/L			03/28/24 16:15	20
Bromodichloromethane	7.7	U	20	7.7	ug/L			03/28/24 16:15	20
Bromoform	24	U	40	24	ug/L			03/28/24 16:15	20
Bromomethane	47	U	100	47	ug/L			03/28/24 16:15	20
Carbon disulfide	13	U	40	13	ug/L			03/28/24 16:15	20
Carbon tetrachloride	11	U	20	11	ug/L			03/28/24 16:15	20
Chlorobenzene	8.4	U	20	8.4	ug/L			03/28/24 16:15	20
Chloroethane	27	U	80	27	ug/L			03/28/24 16:15	20
Chloroform	7.2	U	20	7.2	ug/L			03/28/24 16:15	20
Chloromethane	15	U	40	15	ug/L			03/28/24 16:15	20
cis-1,3-Dichloropropene	13	U	40	13	ug/L			03/28/24 16:15	20
Dibromochloromethane	12	U	40	12	ug/L			03/28/24 16:15	20
Dibromomethane	6.9	U	20	6.9	ug/L			03/28/24 16:15	20
Dichlorodifluoromethane	19	U	60	19	ug/L			03/28/24 16:15	20
Ethylbenzene	6.1	U	20	6.1	ug/L			03/28/24 16:15	20
Hexachlorobutadiene	23	U	40	23	ug/L			03/28/24 16:15	20
Isopropylbenzene	7.3	U	20	7.3	ug/L			03/28/24 16:15	20
Methylene Chloride	19	U	40	19	ug/L			03/28/24 16:15	20
Naphthalene	13	U	40	13	ug/L			03/28/24 16:15	20
n-Butylbenzene	9.5	U	20	9.5	ug/L			03/28/24 16:15	20
n-Propylbenzene	11	U	20	11	ug/L			03/28/24 16:15	20
sec-Butylbenzene	8.9	U	20	8.9	ug/L			03/28/24 16:15	20
Styrene	7.1	U	20	7.1	ug/L			03/28/24 16:15	20
tert-Butylbenzene	8.4	U	20	8.4	ug/L			03/28/24 16:15	20
Tetrachloroethene	8.1	U	20	8.1	ug/L			03/28/24 16:15	20
Toluene	6.4	U	20	6.4	ug/L			03/28/24 16:15	20
trans-1,2-Dichloroethene	**560**		20	7.4	ug/L			03/28/24 16:15	20

Method: SW846 8260D - Volatile Organic Compounds by GC/MS (Continued)

Client Sample ID: PIN12-05.2402004-085 — **Lab Sample ID: 280-189128-4**
Date Collected: 03/20/24 16:52 — **Matrix: Water**
Date Received: 03/22/24 09:15

Analyte	Result	Qualifier	LOQ	DL	Unit	D	Prepared	Analyzed	Dil Fac
trans-1,3-Dichloropropene	13	U	40	13	ug/L			03/28/24 16:15	20
Trichloroethene	**1100**		20	6.0	ug/L			03/28/24 16:15	20
Trichlorofluoromethane	11	U	40	11	ug/L			03/28/24 16:15	20
Vinyl chloride	**350**		40	10	ug/L			03/28/24 16:15	20
Xylenes, Total	6.6	U	20	6.6	ug/L			03/28/24 16:15	20

Surrogate	*%Recovery*	*Qualifier*	*Limits*	*Prepared*	*Analyzed*	*Dil Fac*
1,2-Dichloroethane-d4 (Surr)	*101*		*70 - 127*		*03/28/24 16:15*	*20*
4-Bromofluorobenzene (Surr)	*102*		*78 - 120*		*03/28/24 16:15*	*20*
Dibromofluoromethane (Surr)	*104*		*77 - 120*		*03/28/24 16:15*	*20*
Toluene-d8 (Surr)	*97*		*80 - 125*		*03/28/24 16:15*	*20*

Client Sample ID: PIN12-05.2402004-086 — **Lab Sample ID: 280-189128-5**
Date Collected: 03/20/24 18:44 — **Matrix: Water**
Date Received: 03/22/24 09:15

Analyte	Result	Qualifier	LOQ	DL	Unit	D	Prepared	Analyzed	Dil Fac
1,1,1,2-Tetrachloroethane	0.58	U	1.0	0.58	ug/L			03/28/24 14:10	1
1,1,1-Trichloroethane	0.39	U	1.0	0.39	ug/L			03/28/24 14:10	1
1,1,2,2-Tetrachloroethane	0.21	U	1.0	0.21	ug/L			03/28/24 14:10	1
1,1,2-Trichloroethane	0.27	U	1.0	0.27	ug/L			03/28/24 14:10	1
1,1-Dichloroethane	0.22	U	1.0	0.22	ug/L			03/28/24 14:10	1
1,1-Dichloroethene	0.23	U	1.0	0.23	ug/L			03/28/24 14:10	1
1,1-Dichloropropene	0.42	U	1.0	0.42	ug/L			03/28/24 14:10	1
1,2,3-Trichlorobenzene	0.70	U	2.0	0.70	ug/L			03/28/24 14:10	1
1,2,3-Trichloropropane	0.86	U	2.5	0.86	ug/L			03/28/24 14:10	1
1,2,4-Trichlorobenzene	0.58	U	1.0	0.58	ug/L			03/28/24 14:10	1
1,2,4-Trimethylbenzene	0.15	U	1.0	0.15	ug/L			03/28/24 14:10	1
1,2-Dibromo-3-Chloropropane	1.8	U	5.0	1.8	ug/L			03/28/24 14:10	1
1,2-Dibromoethane	0.40	U	1.0	0.40	ug/L			03/28/24 14:10	1
1,2-Dichlorobenzene	0.37	U	1.0	0.37	ug/L			03/28/24 14:10	1
1,2-Dichloroethane	0.54	U	1.0	0.54	ug/L			03/28/24 14:10	1
1,2-Dichloropropane	0.52	U	1.0	0.52	ug/L			03/28/24 14:10	1
1,3,5-Trimethylbenzene	0.37	U	1.0	0.37	ug/L			03/28/24 14:10	1
1,3-Dichlorobenzene	0.33	U	1.0	0.33	ug/L			03/28/24 14:10	1
1,3-Dichloropropane	0.38	U	1.0	0.38	ug/L			03/28/24 14:10	1
1,4-Dichlorobenzene	0.39	U	1.0	0.39	ug/L			03/28/24 14:10	1
2,2-Dichloropropane	0.38	U	1.0	0.38	ug/L			03/28/24 14:10	1
2-Butanone (MEK)	**22**		15	6.0	ug/L			03/28/24 14:10	1
2-Chlorotoluene	0.34	U	1.0	0.34	ug/L			03/28/24 14:10	1
2-Hexanone	1.7	U	5.0	1.7	ug/L			03/28/24 14:10	1
4-Chlorotoluene	0.21	U	1.0	0.21	ug/L			03/28/24 14:10	1
4-Isopropyltoluene	0.43	U	1.0	0.43	ug/L			03/28/24 14:10	1
4-Methyl-2-pentanone	0.98	U	5.0	0.98	ug/L			03/28/24 14:10	1
Acetone	6.6	U	15	6.6	ug/L			03/28/24 14:10	1
Benzene	**3.5**		1.0	0.31	ug/L			03/28/24 14:10	1
Bromobenzene	0.40	U	1.0	0.40	ug/L			03/28/24 14:10	1
Bromochloromethane	0.40	U	1.0	0.40	ug/L			03/28/24 14:10	1
Bromodichloromethane	0.39	U	1.0	0.39	ug/L			03/28/24 14:10	1
Bromoform	1.2	U	2.0	1.2	ug/L			03/28/24 14:10	1
Bromomethane	2.4	U	5.0	2.4	ug/L			03/28/24 14:10	1

Method: SW846 8260D - Volatile Organic Compounds by GC/MS (Continued)

Client Sample ID: PIN12-05.2402004-086 — **Lab Sample ID: 280-189128-5**
Date Collected: 03/20/24 18:44 — **Matrix: Water**
Date Received: 03/22/24 09:15

Analyte	Result	Qualifier	LOQ	DL	Unit	D	Prepared	Analyzed	Dil Fac
Carbon disulfide	0.63	U	2.0	0.63	ug/L			03/28/24 14:10	1
Carbon tetrachloride	0.57	U	1.0	0.57	ug/L			03/28/24 14:10	1
Chlorobenzene	0.42	U	1.0	0.42	ug/L			03/28/24 14:10	1
Chloroethane	1.4	U	4.0	1.4	ug/L			03/28/24 14:10	1
Chloroform	0.36	U	1.0	0.36	ug/L			03/28/24 14:10	1
Chloromethane	0.75	U	2.0	0.75	ug/L			03/28/24 14:10	1
cis-1,2-Dichloroethene	**2.3**		1.0	0.32	ug/L			03/28/24 14:10	1
cis-1,3-Dichloropropene	0.63	U	2.0	0.63	ug/L			03/28/24 14:10	1
Dibromochloromethane	0.62	U	2.0	0.62	ug/L			03/28/24 14:10	1
Dibromomethane	0.34	U	1.0	0.34	ug/L			03/28/24 14:10	1
Dichlorodifluoromethane	0.96	U	3.0	0.96	ug/L			03/28/24 14:10	1
Ethylbenzene	0.30	U	1.0	0.30	ug/L			03/28/24 14:10	1
Hexachlorobutadiene	1.2	U	2.0	1.2	ug/L			03/28/24 14:10	1
Isopropylbenzene	0.36	U	1.0	0.36	ug/L			03/28/24 14:10	1
Methylene Chloride	0.94	U	2.0	0.94	ug/L			03/28/24 14:10	1
Naphthalene	0.63	U	2.0	0.63	ug/L			03/28/24 14:10	1
n-Butylbenzene	0.48	U	1.0	0.48	ug/L			03/28/24 14:10	1
n-Propylbenzene	0.53	U	1.0	0.53	ug/L			03/28/24 14:10	1
sec-Butylbenzene	0.45	U	1.0	0.45	ug/L			03/28/24 14:10	1
Styrene	0.36	U	1.0	0.36	ug/L			03/28/24 14:10	1
tert-Butylbenzene	0.42	U	1.0	0.42	ug/L			03/28/24 14:10	1
Tetrachloroethene	0.40	U	1.0	0.40	ug/L			03/28/24 14:10	1
Toluene	**1.9**		1.0	0.32	ug/L			03/28/24 14:10	1
trans-1,2-Dichloroethene	**26**		1.0	0.37	ug/L			03/28/24 14:10	1
trans-1,3-Dichloropropene	0.65	U	2.0	0.65	ug/L			03/28/24 14:10	1
Trichloroethene	**2.4**		1.0	0.30	ug/L			03/28/24 14:10	1
Trichlorofluoromethane	0.57	U	2.0	0.57	ug/L			03/28/24 14:10	1
Vinyl chloride	**3.9**		2.0	0.51	ug/L			03/28/24 14:10	1
Xylenes, Total	**0.35**	**J**	1.0	0.33	ug/L			03/28/24 14:10	1

Surrogate	*%Recovery*	*Qualifier*	*Limits*	*Prepared*	*Analyzed*	*Dil Fac*
1,2-Dichloroethane-d4 (Surr)	*102*		*70 - 127*		*03/28/24 14:10*	*1*
4-Bromofluorobenzene (Surr)	*97*		*78 - 120*		*03/28/24 14:10*	*1*
Dibromofluoromethane (Surr)	*103*		*77 - 120*		*03/28/24 14:10*	*1*
Toluene-d8 (Surr)	*96*		*80 - 125*		*03/28/24 14:10*	*1*

Client Sample ID: PIN12-05.2402004-087 — **Lab Sample ID: 280-189128-6**
Date Collected: 03/19/24 17:35 — **Matrix: Water**
Date Received: 03/22/24 09:15

Analyte	Result	Qualifier	LOQ	DL	Unit	D	Prepared	Analyzed	Dil Fac
1,1,1,2-Tetrachloroethane	0.58	U	1.0	0.58	ug/L			03/28/24 14:31	1
1,1,1-Trichloroethane	0.39	U	1.0	0.39	ug/L			03/28/24 14:31	1
1,1,2,2-Tetrachloroethane	0.21	U	1.0	0.21	ug/L			03/28/24 14:31	1
1,1,2-Trichloroethane	0.27	U	1.0	0.27	ug/L			03/28/24 14:31	1
1,1-Dichloroethane	**3.6**		1.0	0.22	ug/L			03/28/24 14:31	1
1,1-Dichloroethene	0.23	U	1.0	0.23	ug/L			03/28/24 14:31	1
1,1-Dichloropropene	0.42	U	1.0	0.42	ug/L			03/28/24 14:31	1
1,2,3-Trichlorobenzene	0.70	U	2.0	0.70	ug/L			03/28/24 14:31	1
1,2,3-Trichloropropane	0.86	U	2.5	0.86	ug/L			03/28/24 14:31	1
1,2,4-Trichlorobenzene	0.58	U	1.0	0.58	ug/L			03/28/24 14:31	1

Method: SW846 8260D - Volatile Organic Compounds by GC/MS (Continued)

Client Sample ID: PIN12-05.2402004-087
Date Collected: 03/19/24 17:35
Date Received: 03/22/24 09:15

Lab Sample ID: 280-189128-6
Matrix: Water

Analyte	Result	Qualifier	LOQ	DL	Unit	D	Prepared	Analyzed	Dil Fac
1,2,4-Trimethylbenzene	0.15	U	1.0	0.15	ug/L			03/28/24 14:31	1
1,2-Dibromo-3-Chloropropane	1.8	U	5.0	1.8	ug/L			03/28/24 14:31	1
1,2-Dibromoethane	0.40	U	1.0	0.40	ug/L			03/28/24 14:31	1
1,2-Dichlorobenzene	0.37	U	1.0	0.37	ug/L			03/28/24 14:31	1
1,2-Dichloroethane	0.54	U	1.0	0.54	ug/L			03/28/24 14:31	1
1,2-Dichloropropane	0.52	U	1.0	0.52	ug/L			03/28/24 14:31	1
1,3,5-Trimethylbenzene	0.37	U	1.0	0.37	ug/L			03/28/24 14:31	1
1,3-Dichlorobenzene	0.33	U	1.0	0.33	ug/L			03/28/24 14:31	1
1,3-Dichloropropane	0.38	U	1.0	0.38	ug/L			03/28/24 14:31	1
1,4-Dichlorobenzene	0.39	U	1.0	0.39	ug/L			03/28/24 14:31	1
2,2-Dichloropropane	0.38	U	1.0	0.38	ug/L			03/28/24 14:31	1
2-Butanone (MEK)	6.0	U	15	6.0	ug/L			03/28/24 14:31	1
2-Chlorotoluene	0.34	U	1.0	0.34	ug/L			03/28/24 14:31	1
2-Hexanone	1.7	U	5.0	1.7	ug/L			03/28/24 14:31	1
4-Chlorotoluene	0.21	U	1.0	0.21	ug/L			03/28/24 14:31	1
4-Isopropyltoluene	0.43	U	1.0	0.43	ug/L			03/28/24 14:31	1
4-Methyl-2-pentanone	0.98	U	5.0	0.98	ug/L			03/28/24 14:31	1
Acetone	6.6	U	15	6.6	ug/L			03/28/24 14:31	1
Benzene	0.31	U	1.0	0.31	ug/L			03/28/24 14:31	1
Bromobenzene	0.40	U	1.0	0.40	ug/L			03/28/24 14:31	1
Bromochloromethane	0.40	U	1.0	0.40	ug/L			03/28/24 14:31	1
Bromodichloromethane	0.39	U	1.0	0.39	ug/L			03/28/24 14:31	1
Bromoform	1.2	U	2.0	1.2	ug/L			03/28/24 14:31	1
Bromomethane	2.4	U	5.0	2.4	ug/L			03/28/24 14:31	1
Carbon disulfide	0.63	U	2.0	0.63	ug/L			03/28/24 14:31	1
Carbon tetrachloride	0.57	U	1.0	0.57	ug/L			03/28/24 14:31	1
Chlorobenzene	0.42	U	1.0	0.42	ug/L			03/28/24 14:31	1
Chloroethane	**4.9**		4.0	1.4	ug/L			03/28/24 14:31	1
Chloroform	0.36	U	1.0	0.36	ug/L			03/28/24 14:31	1
Chloromethane	0.75	U	2.0	0.75	ug/L			03/28/24 14:31	1
cis-1,2-Dichloroethene	0.32	U	1.0	0.32	ug/L			03/28/24 14:31	1
cis-1,3-Dichloropropene	0.63	U	2.0	0.63	ug/L			03/28/24 14:31	1
Dibromochloromethane	0.62	U	2.0	0.62	ug/L			03/28/24 14:31	1
Dibromomethane	0.34	U	1.0	0.34	ug/L			03/28/24 14:31	1
Dichlorodifluoromethane	0.96	U	3.0	0.96	ug/L			03/28/24 14:31	1
Ethylbenzene	0.30	U	1.0	0.30	ug/L			03/28/24 14:31	1
Hexachlorobutadiene	1.2	U	2.0	1.2	ug/L			03/28/24 14:31	1
Isopropylbenzene	0.36	U	1.0	0.36	ug/L			03/28/24 14:31	1
Methylene Chloride	0.94	U	2.0	0.94	ug/L			03/28/24 14:31	1
Naphthalene	0.63	U	2.0	0.63	ug/L			03/28/24 14:31	1
n-Butylbenzene	0.48	U	1.0	0.48	ug/L			03/28/24 14:31	1
n-Propylbenzene	0.53	U	1.0	0.53	ug/L			03/28/24 14:31	1
sec-Butylbenzene	0.45	U	1.0	0.45	ug/L			03/28/24 14:31	1
Styrene	0.36	U	1.0	0.36	ug/L			03/28/24 14:31	1
tert-Butylbenzene	0.42	U	1.0	0.42	ug/L			03/28/24 14:31	1
Tetrachloroethene	0.40	U	1.0	0.40	ug/L			03/28/24 14:31	1
Toluene	0.32	U	1.0	0.32	ug/L			03/28/24 14:31	1
trans-1,2-Dichloroethene	**0.67**	**J**	1.0	0.37	ug/L			03/28/24 14:31	1
trans-1,3-Dichloropropene	0.65	U	2.0	0.65	ug/L			03/28/24 14:31	1

Method: SW846 8260D - Volatile Organic Compounds by GC/MS (Continued)

Client Sample ID: PIN12-05.2402004-087 — **Lab Sample ID: 280-189128-6**
Date Collected: 03/19/24 17:35 — **Matrix: Water**
Date Received: 03/22/24 09:15

Analyte	Result	Qualifier	LOQ	DL	Unit	D	Prepared	Analyzed	Dil Fac
Trichloroethene	0.30	U	1.0	0.30	ug/L			03/28/24 14:31	1
Trichlorofluoromethane	0.57	U	2.0	0.57	ug/L			03/28/24 14:31	1
Vinyl chloride	**24**		2.0	0.51	ug/L			03/28/24 14:31	1
Xylenes, Total	0.33	U	1.0	0.33	ug/L			03/28/24 14:31	1

Surrogate	*%Recovery*	*Qualifier*	*Limits*	*Prepared*	*Analyzed*	*Dil Fac*
1,2-Dichloroethane-d4 (Surr)	*99*		*70 - 127*		*03/28/24 14:31*	*1*
4-Bromofluorobenzene (Surr)	*103*		*78 - 120*		*03/28/24 14:31*	*1*
Dibromofluoromethane (Surr)	*103*		*77 - 120*		*03/28/24 14:31*	*1*
Toluene-d8 (Surr)	*98*		*80 - 125*		*03/28/24 14:31*	*1*

Client Sample ID: PIN12-05.2402004-088 — **Lab Sample ID: 280-189128-7**
Date Collected: 03/19/24 18:30 — **Matrix: Water**
Date Received: 03/22/24 09:15

Analyte	Result	Qualifier	LOQ	DL	Unit	D	Prepared	Analyzed	Dil Fac
1,1,1,2-Tetrachloroethane	0.58	U	1.0	0.58	ug/L			03/28/24 14:51	1
1,1,1-Trichloroethane	0.39	U	1.0	0.39	ug/L			03/28/24 14:51	1
1,1,2,2-Tetrachloroethane	0.21	U	1.0	0.21	ug/L			03/28/24 14:51	1
1,1,2-Trichloroethane	0.27	U	1.0	0.27	ug/L			03/28/24 14:51	1
1,1-Dichloroethane	0.22	U	1.0	0.22	ug/L			03/28/24 14:51	1
1,1-Dichloroethene	0.23	U	1.0	0.23	ug/L			03/28/24 14:51	1
1,1-Dichloropropene	0.42	U	1.0	0.42	ug/L			03/28/24 14:51	1
1,2,3-Trichlorobenzene	0.70	U	2.0	0.70	ug/L			03/28/24 14:51	1
1,2,3-Trichloropropane	0.86	U	2.5	0.86	ug/L			03/28/24 14:51	1
1,2,4-Trichlorobenzene	0.58	U	1.0	0.58	ug/L			03/28/24 14:51	1
1,2,4-Trimethylbenzene	0.15	U	1.0	0.15	ug/L			03/28/24 14:51	1
1,2-Dibromo-3-Chloropropane	1.8	U	5.0	1.8	ug/L			03/28/24 14:51	1
1,2-Dibromoethane	0.40	U	1.0	0.40	ug/L			03/28/24 14:51	1
1,2-Dichlorobenzene	0.37	U	1.0	0.37	ug/L			03/28/24 14:51	1
1,2-Dichloroethane	0.54	U	1.0	0.54	ug/L			03/28/24 14:51	1
1,2-Dichloropropane	0.52	U	1.0	0.52	ug/L			03/28/24 14:51	1
1,3,5-Trimethylbenzene	0.37	U	1.0	0.37	ug/L			03/28/24 14:51	1
1,3-Dichlorobenzene	0.33	U	1.0	0.33	ug/L			03/28/24 14:51	1
1,3-Dichloropropane	0.38	U	1.0	0.38	ug/L			03/28/24 14:51	1
1,4-Dichlorobenzene	0.39	U	1.0	0.39	ug/L			03/28/24 14:51	1
2,2-Dichloropropane	0.38	U	1.0	0.38	ug/L			03/28/24 14:51	1
2-Butanone (MEK)	6.0	U	15	6.0	ug/L			03/28/24 14:51	1
2-Chlorotoluene	0.34	U	1.0	0.34	ug/L			03/28/24 14:51	1
2-Hexanone	1.7	U	5.0	1.7	ug/L			03/28/24 14:51	1
4-Chlorotoluene	0.21	U	1.0	0.21	ug/L			03/28/24 14:51	1
4-Isopropyltoluene	0.43	U	1.0	0.43	ug/L			03/28/24 14:51	1
4-Methyl-2-pentanone	0.98	U	5.0	0.98	ug/L			03/28/24 14:51	1
Acetone	6.6	U	15	6.6	ug/L			03/28/24 14:51	1
Benzene	0.31	U	1.0	0.31	ug/L			03/28/24 14:51	1
Bromobenzene	0.40	U	1.0	0.40	ug/L			03/28/24 14:51	1
Bromochloromethane	0.40	U	1.0	0.40	ug/L			03/28/24 14:51	1
Bromodichloromethane	0.39	U	1.0	0.39	ug/L			03/28/24 14:51	1
Bromoform	1.2	U	2.0	1.2	ug/L			03/28/24 14:51	1
Bromomethane	2.4	U	5.0	2.4	ug/L			03/28/24 14:51	1
Carbon disulfide	0.63	U	2.0	0.63	ug/L			03/28/24 14:51	1

Method: SW846 8260D - Volatile Organic Compounds by GC/MS (Continued)

Client Sample ID: PIN12-05.2402004-088 — **Lab Sample ID: 280-189128-7**
Date Collected: 03/19/24 18:30 — **Matrix: Water**
Date Received: 03/22/24 09:15

Analyte	Result	Qualifier	LOQ	DL	Unit	D	Prepared	Analyzed	Dil Fac
Carbon tetrachloride	0.57	U	1.0	0.57	ug/L			03/28/24 14:51	1
Chlorobenzene	0.42	U	1.0	0.42	ug/L			03/28/24 14:51	1
Chloroethane	1.4	U	4.0	1.4	ug/L			03/28/24 14:51	1
Chloroform	0.36	U	1.0	0.36	ug/L			03/28/24 14:51	1
Chloromethane	0.75	U	2.0	0.75	ug/L			03/28/24 14:51	1
cis-1,2-Dichloroethene	**0.88**	**J**	1.0	0.32	ug/L			03/28/24 14:51	1
cis-1,3-Dichloropropene	0.63	U	2.0	0.63	ug/L			03/28/24 14:51	1
Dibromochloromethane	0.62	U	2.0	0.62	ug/L			03/28/24 14:51	1
Dibromomethane	0.34	U	1.0	0.34	ug/L			03/28/24 14:51	1
Dichlorodifluoromethane	0.96	U	3.0	0.96	ug/L			03/28/24 14:51	1
Ethylbenzene	0.30	U	1.0	0.30	ug/L			03/28/24 14:51	1
Hexachlorobutadiene	1.2	U	2.0	1.2	ug/L			03/28/24 14:51	1
Isopropylbenzene	0.36	U	1.0	0.36	ug/L			03/28/24 14:51	1
Methylene Chloride	0.94	U	2.0	0.94	ug/L			03/28/24 14:51	1
Naphthalene	0.63	U	2.0	0.63	ug/L			03/28/24 14:51	1
n-Butylbenzene	0.48	U	1.0	0.48	ug/L			03/28/24 14:51	1
n-Propylbenzene	0.53	U	1.0	0.53	ug/L			03/28/24 14:51	1
sec-Butylbenzene	0.45	U	1.0	0.45	ug/L			03/28/24 14:51	1
Styrene	0.36	U	1.0	0.36	ug/L			03/28/24 14:51	1
tert-Butylbenzene	0.42	U	1.0	0.42	ug/L			03/28/24 14:51	1
Tetrachloroethene	0.40	U	1.0	0.40	ug/L			03/28/24 14:51	1
Toluene	0.32	U	1.0	0.32	ug/L			03/28/24 14:51	1
trans-1,2-Dichloroethene	**0.62**	**J**	1.0	0.37	ug/L			03/28/24 14:51	1
trans-1,3-Dichloropropene	0.65	U	2.0	0.65	ug/L			03/28/24 14:51	1
Trichloroethene	0.30	U	1.0	0.30	ug/L			03/28/24 14:51	1
Trichlorofluoromethane	0.57	U	2.0	0.57	ug/L			03/28/24 14:51	1
Vinyl chloride	**3.2**		2.0	0.51	ug/L			03/28/24 14:51	1
Xylenes, Total	0.33	U	1.0	0.33	ug/L			03/28/24 14:51	1

Surrogate	*%Recovery*	*Qualifier*	*Limits*	*Prepared*	*Analyzed*	*Dil Fac*
1,2-Dichloroethane-d4 (Surr)	*100*		*70 - 127*		*03/28/24 14:51*	*1*
4-Bromofluorobenzene (Surr)	*101*		*78 - 120*		*03/28/24 14:51*	*1*
Dibromofluoromethane (Surr)	*102*		*77 - 120*		*03/28/24 14:51*	*1*
Toluene-d8 (Surr)	*96*		*80 - 125*		*03/28/24 14:51*	*1*

Client Sample ID: PIN12-05.2402004-089 — **Lab Sample ID: 280-189128-8**
Date Collected: 03/19/24 20:11 — **Matrix: Water**
Date Received: 03/22/24 09:15

Analyte	Result	Qualifier	LOQ	DL	Unit	D	Prepared	Analyzed	Dil Fac
1,1,1,2-Tetrachloroethane	0.58	U	1.0	0.58	ug/L			03/28/24 15:12	1
1,1,1-Trichloroethane	0.39	U	1.0	0.39	ug/L			03/28/24 15:12	1
1,1,2,2-Tetrachloroethane	0.21	U	1.0	0.21	ug/L			03/28/24 15:12	1
1,1,2-Trichloroethane	0.27	U	1.0	0.27	ug/L			03/28/24 15:12	1
1,1-Dichloroethane	**0.77**	**J**	1.0	0.22	ug/L			03/28/24 15:12	1
1,1-Dichloroethene	0.23	U	1.0	0.23	ug/L			03/28/24 15:12	1
1,1-Dichloropropene	0.42	U	1.0	0.42	ug/L			03/28/24 15:12	1
1,2,3-Trichlorobenzene	0.70	U	2.0	0.70	ug/L			03/28/24 15:12	1
1,2,3-Trichloropropane	0.86	U	2.5	0.86	ug/L			03/28/24 15:12	1
1,2,4-Trichlorobenzene	0.58	U	1.0	0.58	ug/L			03/28/24 15:12	1
1,2,4-Trimethylbenzene	0.15	U	1.0	0.15	ug/L			03/28/24 15:12	1

Method: SW846 8260D - Volatile Organic Compounds by GC/MS (Continued)

Client Sample ID: PIN12-05.2402004-089
Date Collected: 03/19/24 20:11
Date Received: 03/22/24 09:15

Lab Sample ID: 280-189128-8
Matrix: Water

Analyte	Result	Qualifier	LOQ	DL	Unit	D	Prepared	Analyzed	Dil Fac
1,2-Dibromo-3-Chloropropane	1.8	U	5.0	1.8	ug/L			03/28/24 15:12	1
1,2-Dibromoethane	0.40	U	1.0	0.40	ug/L			03/28/24 15:12	1
1,2-Dichlorobenzene	0.37	U	1.0	0.37	ug/L			03/28/24 15:12	1
1,2-Dichloroethane	0.54	U	1.0	0.54	ug/L			03/28/24 15:12	1
1,2-Dichloropropane	0.52	U	1.0	0.52	ug/L			03/28/24 15:12	1
1,3,5-Trimethylbenzene	0.37	U	1.0	0.37	ug/L			03/28/24 15:12	1
1,3-Dichlorobenzene	0.33	U	1.0	0.33	ug/L			03/28/24 15:12	1
1,3-Dichloropropane	0.38	U	1.0	0.38	ug/L			03/28/24 15:12	1
1,4-Dichlorobenzene	0.39	U	1.0	0.39	ug/L			03/28/24 15:12	1
2,2-Dichloropropane	0.38	U	1.0	0.38	ug/L			03/28/24 15:12	1
2-Butanone (MEK)	6.0	U	15	6.0	ug/L			03/28/24 15:12	1
2-Chlorotoluene	0.34	U	1.0	0.34	ug/L			03/28/24 15:12	1
2-Hexanone	1.7	U	5.0	1.7	ug/L			03/28/24 15:12	1
4-Chlorotoluene	0.21	U	1.0	0.21	ug/L			03/28/24 15:12	1
4-Isopropyltoluene	0.43	U	1.0	0.43	ug/L			03/28/24 15:12	1
4-Methyl-2-pentanone	0.98	U	5.0	0.98	ug/L			03/28/24 15:12	1
Acetone	6.6	U	15	6.6	ug/L			03/28/24 15:12	1
Benzene	0.31	U	1.0	0.31	ug/L			03/28/24 15:12	1
Bromobenzene	0.40	U	1.0	0.40	ug/L			03/28/24 15:12	1
Bromochloromethane	0.40	U	1.0	0.40	ug/L			03/28/24 15:12	1
Bromodichloromethane	0.39	U	1.0	0.39	ug/L			03/28/24 15:12	1
Bromoform	1.2	U	2.0	1.2	ug/L			03/28/24 15:12	1
Bromomethane	2.4	U	5.0	2.4	ug/L			03/28/24 15:12	1
Carbon disulfide	0.63	U	2.0	0.63	ug/L			03/28/24 15:12	1
Carbon tetrachloride	0.57	U	1.0	0.57	ug/L			03/28/24 15:12	1
Chlorobenzene	0.42	U	1.0	0.42	ug/L			03/28/24 15:12	1
Chloroethane	1.4	U	4.0	1.4	ug/L			03/28/24 15:12	1
Chloroform	0.36	U	1.0	0.36	ug/L			03/28/24 15:12	1
Chloromethane	0.75	U	2.0	0.75	ug/L			03/28/24 15:12	1
cis-1,2-Dichloroethene	0.32	U	1.0	0.32	ug/L			03/28/24 15:12	1
cis-1,3-Dichloropropene	0.63	U	2.0	0.63	ug/L			03/28/24 15:12	1
Dibromochloromethane	0.62	U	2.0	0.62	ug/L			03/28/24 15:12	1
Dibromomethane	0.34	U	1.0	0.34	ug/L			03/28/24 15:12	1
Dichlorodifluoromethane	0.96	U	3.0	0.96	ug/L			03/28/24 15:12	1
Ethylbenzene	0.30	U	1.0	0.30	ug/L			03/28/24 15:12	1
Hexachlorobutadiene	1.2	U	2.0	1.2	ug/L			03/28/24 15:12	1
Isopropylbenzene	0.36	U	1.0	0.36	ug/L			03/28/24 15:12	1
Methylene Chloride	0.94	U	2.0	0.94	ug/L			03/28/24 15:12	1
Naphthalene	0.63	U	2.0	0.63	ug/L			03/28/24 15:12	1
n-Butylbenzene	0.48	U	1.0	0.48	ug/L			03/28/24 15:12	1
n-Propylbenzene	0.53	U	1.0	0.53	ug/L			03/28/24 15:12	1
sec-Butylbenzene	0.45	U	1.0	0.45	ug/L			03/28/24 15:12	1
Styrene	0.36	U	1.0	0.36	ug/L			03/28/24 15:12	1
tert-Butylbenzene	0.42	U	1.0	0.42	ug/L			03/28/24 15:12	1
Tetrachloroethene	0.40	U	1.0	0.40	ug/L			03/28/24 15:12	1
Toluene	0.32	U	1.0	0.32	ug/L			03/28/24 15:12	1
trans-1,2-Dichloroethene	0.37	U	1.0	0.37	ug/L			03/28/24 15:12	1
trans-1,3-Dichloropropene	0.65	U	2.0	0.65	ug/L			03/28/24 15:12	1
Trichloroethene	0.30	U	1.0	0.30	ug/L			03/28/24 15:12	1

Method: SW846 8260D - Volatile Organic Compounds by GC/MS (Continued)

Client Sample ID: PIN12-05.2402004-089
Date Collected: 03/19/24 20:11
Date Received: 03/22/24 09:15

Lab Sample ID: 280-189128-8
Matrix: Water

Analyte	Result	Qualifier	LOQ	DL	Unit	D	Prepared	Analyzed	Dil Fac
Trichlorofluoromethane	0.57	U	2.0	0.57	ug/L			03/28/24 15:12	1
Vinyl chloride	**1.6**	**J**	2.0	0.51	ug/L			03/28/24 15:12	1
Xylenes, Total	0.33	U	1.0	0.33	ug/L			03/28/24 15:12	1

Surrogate	*%Recovery*	*Qualifier*	*Limits*	*Prepared*	*Analyzed*	*Dil Fac*
1,2-Dichloroethane-d4 (Surr)	*101*		*70 - 127*		*03/28/24 15:12*	*1*
4-Bromofluorobenzene (Surr)	*101*		*78 - 120*		*03/28/24 15:12*	*1*
Dibromofluoromethane (Surr)	*101*		*77 - 120*		*03/28/24 15:12*	*1*
Toluene-d8 (Surr)	*94*		*80 - 125*		*03/28/24 15:12*	*1*

Method: SW846 8260D - Volatile Organic Compounds by GC/MS - DL

Client Sample ID: PIN12-05.2402004-085
Date Collected: 03/20/24 16:52
Date Received: 03/22/24 09:15

Lab Sample ID: 280-189128-4
Matrix: Water

Analyte	Result	Qualifier	LOQ	DL	Unit	D	Prepared	Analyzed	Dil Fac
cis-1,2-Dichloroethene	**5000**		100	32	ug/L			03/30/24 03:49	100

Surrogate	*%Recovery*	*Qualifier*	*Limits*	*Prepared*	*Analyzed*	*Dil Fac*
1,2-Dichloroethane-d4 (Surr)	*98*		*70 - 127*		*03/30/24 03:49*	*100*
4-Bromofluorobenzene (Surr)	*106*		*78 - 120*		*03/30/24 03:49*	*100*
Dibromofluoromethane (Surr)	*96*		*77 - 120*		*03/30/24 03:49*	*100*
Toluene-d8 (Surr)	*98*		*80 - 125*		*03/30/24 03:49*	*100*

Method Summary

Client: RSI EnTech LLC
Project/Site: Pinellas Bldg 100 Monitoring

Job ID: 280-189128-1
SDG: PIN12-05.2402004

Method	Method Description	Protocol	Laboratory
8260D	Volatile Organic Compounds by GC/MS	SW846	EET DEN
8260D SIM	Volatile Organic Compounds (GC/MS)	SW846	EET DEN
5030B	Purge and Trap	SW846	EET DEN

Protocol References:

SW846 = "Test Methods For Evaluating Solid Waste, Physical/Chemical Methods", Third Edition, November 1986 And Its Updates.

Laboratory References:

EET DEN = Eurofins Denver, 4955 Yarrow Street, Arvada, CO 80002, TEL (303)736-0100

Sample Summary

Client: RSI EnTech LLC
Project/Site: Pinellas Bldg 100 Monitoring

Job ID: 280-189128-1
SDG: PIN12-05.2402004

Lab Sample ID	Client Sample ID	Matrix	Collected	Received
280-189128-1	PIN12-05.2402004-080	Water	03/20/24 00:01	03/22/24 09:15
280-189128-2	PIN12-05.2402004-081	Water	03/19/24 15:00	03/22/24 09:15
280-189128-3	PIN12-05.2402004-084	Water	03/20/24 20:29	03/22/24 09:15
280-189128-4	PIN12-05.2402004-085	Water	03/20/24 16:52	03/22/24 09:15
280-189128-5	PIN12-05.2402004-086	Water	03/20/24 18:44	03/22/24 09:15
280-189128-6	PIN12-05.2402004-087	Water	03/19/24 17:35	03/22/24 09:15
280-189128-7	PIN12-05.2402004-088	Water	03/19/24 18:30	03/22/24 09:15
280-189128-8	PIN12-05.2402004-089	Water	03/19/24 20:11	03/22/24 09:15

Shipping and Receiving Documents

RSI ENTECH
In Partnership with Amentum and TFE
United for the Legacy Management Mission

Chain of Custody / Sample Submittal Form

Task Code: PIN12-05.2402004 | COC ID: PIN12-05.2402004-COCC.1 | TURNAROUND TIME: 14

PROJECT INFORMATION		LABORATORY		SAMPLING / SHIPPING	
Facility Name	Industrial Drain Leaks Bldg 100	Lab Name:	Eurofins TestAmerica Denver	Shipping Company:	
Project Number	LMIDIQ.308.01.02.01.070.CPC22A	Address:	4955 Yarrow Street	Tracking Number:	
Project Name:	Pinellas Bldg 100 Monitoring	City:	Arvada State: CO	Cooler Count:	One
		Postal Code:	80002	Date Shipped:	3.21.24
		Phone Number:	303-736-0100	Sampled by:	Alex Lamore
		PO Number:		Sampler 2:	Mandi Mohr

SAMPLE DETAILS / ANALYSIS REQUESTED

Filtered - F: Field, L: Lab, FL: Field & Lab, N: None

Sample ID	Location	Matrix	Date	Time (24hr)	G=Grab C=Comp	QC	# of Cont	VOA-A-007: VOAs	LMV-08: 1,4-Dioxane
Container								GLASS 40 ML	GLASS 40 ML
Filtered								N	N
Preserv.								4 C, HCl	4 C, HCl
PIN12-05.2402004-080	2201	GW	3/20/24	0001	G		4	3 N	1 N
PIN12-05.2402004-081	2202	WATER	3/19/24	1500	G		4	3 N	1 N
~~PIN12-05.2402004-082~~	~~2203~~	~~WATER~~			~~G~~		~~4~~	~~3 N~~	~~1 N~~ AL
~~PIN12-05.2402004-083~~	~~2204~~	~~WATER~~			~~G~~		~~4~~	~~3 N~~	~~1 N~~ AL
PIN12-05.2402004-084	S30B	GW	3/20/24	2029	G		12	6 N	6 N
PIN12-05.2402004-085	S33C	GW	3/20/24	1652	G		4	3 N	1 N
PIN12-05.2402004-086	S35B	GW	3/20/24	1844	G		4	3 N	1 N
PIN12-05.2402004-087	S67B	GW	3/19/24	1735	G		4	3 N	1 N
PIN12-05.2402004-088	S67C	GW	3/19/24	1830	G		4	3 N	1 N
PIN12-05.2402004-089	S67D	GW	3/19/24	2011	G		4	3 N	1 N

ANALYSIS: X = shared container

280-189128 Chain of Custody

ADDITIONAL COMMENTS/SPECIAL INSTRUCTIONS	RELINQUISHED BY	DATE/TIME	ACCEPTED BY	DATE/TIME
		3/20/24 2200		3.20.24 2200
		3.21.24 1510		3/21/24 1510
		3/21/24 1530		3/22/24 0915

0.5 1R14 CF+0.1

Page 738 of 710

4/3/2024 7:40:10 AM

Appendix E

Sampling Logs,
February–March 2024 Semiannual Monitoring

PINELLAS Sonde Calibration Worksheet

Date 02-28-24
Time 15:00
Sonde ID EXOB
Calibrated by GB, SH

Specific Conductance Calibration

Standard used (µmhos/cm or µS/cm)	1000
Pre-cal Reading (mS/cm)	1015
Cond Cell Constant *Range = 4.5 to 5.5*	5.1

pH Calibration

Buffer pH	Temp (°C)	mV	Range (mV)	Pre-cal reading	Calibration value	Span	Range (mV)
4	26.5	A= 154.3	+127 to +227	4.04	4.01	A-B= N/A	165-180
7	↓	B= -20.5	-50 to +50	6.98	7.00	B-C= N/A	165-180
10	↓	C= -205.3	-227 to -127	10.12	9.98		

ORP Calibration

Temperature, °C	26
Calibration value	229.7
Pre-cal reading	221.4
ORP Offset *Range = -100 to +100*	19.8

Dissolved Oxygen Calibration

Time of Day	15:00	Temp, °C	26.3
Atmospheric Pressure	763.8	Pre-Cal DO%	95.9%
DO Membrane Changed?	NA	Pre-Cal DO mg/L	NA
DO Charge *Range=25 to 75*	NA	Post-Cal DO%	100.5%
DO Gain *Range=0.7 to 1.5*	1.09	Post-Cal DO mg/L	NA

Temperature Check

NIST Temp, °C	22.46
Sonde Temp, °C *Range = ±0.5°C*	22.664
NIST ID #	230330085
NIST Cal Date	5/11/23
NIST Cal Due Date	5/11/25

	Manufacturer	Lot Number	Exp Date
pH 4 buffer	Fisher	224881	08/24
pH 7 buffer	↓	224883	09/24
pH 10 buffer	↓	224638	10/24
Sp Cond 100	Oakton	CC24339	06/24
Sp Cond 1,000	Aquatherix	640190	03/08/24
Sp Cond 10,000	Oakton	CC24462	7/24
Zobell Soln	Date Hydrated: 11/9/23	23F1L0522	5/9/24

ICVs (Initial Calibration Verifications)

Parameter	Known Value	Reading	Acceptance Range	Pass / Fail ?
pH	7.00	7.09	±0.2 units	Pass
Sp Cond ~100	99.20	104.7	±5%	Pass *
Sp Cond ~10,000	9,982	9885	±5%	pass
Temp low	18.94	19.019	±0.5°C from NIST	pass
Temp med	22.55	22.822		pass
Temp high	27.39	27.411		pass
D. O.	8.115	8.162	±0.3mg/L	pass
ORP	229.7	229.4	±10%	pass

For ICVs, calibration constants, or spans that fail, perform instrument maintenance as necessary and perform the calibration again.

* low level so ICV was 5.5% above the known. Note that all field measurements for SC collected by this instrument were > 700 µmhos.

PINELLAS Op-Check Worksheet

For Daily and End-of-Event Continuing Calibration Verifications (CCVs)

Date 2/29/24
Time 0715
Sonde ID EXOB
Initials GB

	Standard	Reading	Acceptance Range	Pass / Fail ?
pH	7.00 @ 22 °C	7.01	±0.2	Pass
Sp Cond	7820	7676	±5%	↓
ORP	234.9 @ 22 °C	242.6	±10%	↓

This is a:

- [x] Daily Check
- [ ] End-of-Event Check

Dissolved Oxygen Calibration #1

Time of Day	0715	Temp, °C	19.4
Atmospheric Pressure	766.1	Pre-Cal DO%	106.2
DO Membrane Changed?	NA	Pre-Cal DO mg/L	NA
DO Charge *Range=25 to 75*	NA	Post-Cal DO%	100.8
DO Gain *Range=0.7 to 1.5*	1.04	Post-Cal DO mg/L	NA

Dissolved Oxygen Calibration #2

Time of Day		Temp, °C	
Atmospheric Pressure		Pre-Cal DO%	
DO Membrane Changed?		Pre-Cal DO mg/L	
DO Charge *Range=25 to 75*		Post-Cal DO%	
DO Gain *Range=0.7 to 1.5*		Post-Cal DO mg/L	

If you are only op-checking the DO, use the table below. Note that there are multiple columns to allow for multiple checks throughout the day. The water in Pinellas can foul DO membranes, requiring frequent sensor maintenance and recalibrations. Check the DO frequently to look for performance drift.

Dissolved Oxygen Op-Checks

Time of day	0720					
Atmospheric Pressure	766.1					
Temperature, °C	19.49					
Known Saturation Value, mg/L *(From Table FS 2200-2 or FT 1500-1)*	9.185					
Saturation Value Reading, mg/L *(Acceptance Range is ± 0.3 mg/L of theoretical DO in H2O saturated air)*	9.25					
Pass / Fail?	PASS					

Turbidity 3-Point Check

Instrument: TRB01

Standard	Reading	Pass / Fail?
6.21	6.24	Pass
57.0	56.5	↓
541	542	↓

Turbidity Acceptance Ranges
0-10 ntu ±10%
10-40 ntu ±8%
41-100 ntu ±6.5%
>100 ntu ±5%

Temperature CCVs
(End of Event only)

N/A

Parameter	NIST Value	Reading	Acceptance Range	Pass / Fail ?
Temp low			±0.5°C from NIST	
Temp med				
Temp high				

For CCVs that fail, perform instrument maintenance as necessary and perform the calibration again.

PINELLAS Op-Check Worksheet

For Daily and End-of-Event Continuing Calibration Verifications (CCVs)

Date 3/1/24
Time 0700
Sonde ID EXOB
Initials GB

	Standard	Reading	Acceptance Range	Pass / Fail ?
pH	7.02 @ 20 °C	7.15	±0.2	Pass
Sp Cond	7820	7583	±5%	↓
ORP	237.5 @ 20 °C	240	±10%	↓

This is a:

- [x] Daily Check
- [ ] End-of-Event Check

Dissolved Oxygen Calibration #1

Time of Day		Temp, °C	
Atmospheric Pressure		Pre-Cal DO%	
DO Membrane Changed?		Pre-Cal DO mg/L	
DO Charge *Range=25 to 75*		Post-Cal DO%	
DO Gain *Range=0.7 to 1.5*		Post-Cal DO mg/L	

Dissolved Oxygen Calibration #2

Time of Day		Temp, °C	
Atmospheric Pressure		Pre-Cal DO%	
DO Membrane Changed?		Pre-Cal DO mg/L	
DO Charge *Range=25 to 75*		Post-Cal DO%	
DO Gain *Range=0.7 to 1.5*		Post-Cal DO mg/L	

If you are only op-checking the DO, use the table below. Note that there are multiple columns to allow for multiple checks throughout the day. The water in Pinellas can foul DO membranes, requiring frequent sensor maintenance and recalibrations. Check the DO frequently to look for performance drift.

Dissolved Oxygen Op-Checks

Time of day	0700					
Atmospheric Pressure	766.3					
Temperature, °C	19.812					
Known Saturation Value, mg/L *(From Table FS 2200-2 or FT 1500-1)*	9.13					
Saturation Value Reading, mg/L *(Acceptance Range is ± 0.3 mg/L of theoretical DO in H2O saturated air)*	9.20					
Pass / Fail?	Pass					

Turbidity 3-Point Check

Instrument: TRB01

Standard	Reading	Pass / Fail?
6.21	6.19	Pass
57.0	57.2	↓
541	542	↓

Turbidity Acceptance Ranges
0-10 ntu ±10%
10-40 ntu ±8%
41-100 ntu ±6.5%
>100 ntu ±5%

Temperature CCVs
(End of Event only)

Parameter	NIST Value	Reading	Acceptance Range	Pass / Fail ?
Temp low			±0.5°C from NIST	
Temp med				
Temp high				

For CCVs that fail, perform instrument maintenance as necessary and perform the calibration again.

PINELLAS Op-Check Worksheet

For Daily and End-of-Event Continuing Calibration Verifications (CCVs)

Date 3/4/24
Time 0700
Sonde ID EXOB
Initials GB

	Standard	Reading	Acceptance Range	Pass / Fail ?
pH	7.02 @ 21 °C	7.14	±0.2	Pass
Sp Cond	7820	7664	±5%	↓
ORP	236.2 @ 21 °C	251.0	±10%	↓

This is a:

- ☑ Daily Check
- ☐ End-of-Event Check

Dissolved Oxygen Calibration #1

Time of Day		Temp, °C	
Atmospheric Pressure		Pre-Cal DO%	
DO Membrane Changed?		Pre-Cal DO mg/L	
DO Charge *Range=25 to 75*		Post-Cal DO%	
DO Gain *Range=0.7 to 1.5*		Post-Cal DO mg/L	

Dissolved Oxygen Calibration #2

Time of Day		Temp, °C	
Atmospheric Pressure		Pre-Cal DO%	
DO Membrane Changed?		Pre-Cal DO mg/L	
DO Charge *Range=25 to 75*		Post-Cal DO%	
DO Gain *Range=0.7 to 1.5*		Post-Cal DO mg/L	

If you are only op-checking the DO, use the table below. Note that there are multiple columns to allow for multiple checks throughout the day. The water in Pinellas can foul DO membranes, requiring frequent sensor maintenance and recalibrations. Check the DO frequently to look for performance drift.

Dissolved Oxygen Op-Checks

Time of day	0700					
Atmospheric Pressure	762.3					
Temperature, °C	20.7					
Known Saturation Value, mg/L *(From Table FS 2200-2 or FT 1500-1)*	8.969					
Saturation Value Reading, mg/L *(Acceptance Range is ± 0.3 mg/L of theoretical DO in H2O saturated air)*	9.03					
Pass / Fail?	Pass					

Turbidity 3-Point Check

Instrument: TRB01

Standard	Reading	Pass / Fail?
6.21	6.12	Pass
57.0	57.3	↓
541	540	↓

Turbidity Acceptance Ranges
0-10 ntu ±10%
10-40 ntu ±8%
41-100 ntu ±6.5%
>100 ntu ±5%

Temperature CCVs
(End of Event only)

NA

Parameter	NIST Value	Reading	Acceptance Range	Pass / Fail ?
Temp low			±0.5°C from NIST	
Temp med				
Temp high				

For CCVs that fail, perform instrument maintenance as necessary and perform the calibration again.

PINELLAS Op-Check Worksheet

For Daily and End-of-Event Continuing Calibration Verifications (CCVs)

Date 3/5/24
Time 0800
Sonde ID EXOB
Initials GB

	Standard	Reading	Acceptance Range	Pass / Fail ?
pH	7.02 @ 21 °C	7.15	±0.2	PASS
Sp Cond	7820	7707	±5%	↓
ORP	236.2 @ 21 °C	234.7	±10%	↓

This is a:

- [x] Daily Check
- [ ] End-of-Event Check

Dissolved Oxygen Calibration #1

Time of Day		Temp, °C	
Atmospheric Pressure		Pre-Cal DO%	
DO Membrane Changed?		Pre-Cal DO mg/L	
DO Charge *Range=25 to 75*		Post-Cal DO%	
DO Gain *Range=0.7 to 1.5*		Post-Cal DO mg/L	

Dissolved Oxygen Calibration #2

Time of Day		Temp, °C	
Atmospheric Pressure		Pre-Cal DO%	
DO Membrane Changed?		Pre-Cal DO mg/L	
DO Charge *Range=25 to 75*		Post-Cal DO%	
DO Gain *Range=0.7 to 1.5*		Post-Cal DO mg/L	

If you are only op-checking the DO, use the table below. Note that there are multiple columns to allow for multiple checks throughout the day. The water in Pinellas can foul DO membranes, requiring frequent sensor maintenance and recalibrations. Check the DO frequently to look for performance drift.

Dissolved Oxygen Op-Checks

Time of day	0700					
Atmospheric Pressure	761.0					
Temperature, °C	21.06					
Known Saturation Value, mg/L *(From Table FS 2200-2 or FT 1500-1)*	8.899					
Saturation Value Reading, mg/L *(Acceptance Range is ± 0.3 mg/L of theoretical DO in H2O saturated air)*	8.90					
Pass / Fail?	PASS					

Turbidity 3-Point Check

Instrument: TRB01

Standard	Reading	Pass / Fail?
6.21	6.35	PASS
57.0	57.0	↓
541	539	↓

Turbidity Acceptance Ranges
0-10 ntu ±10%
10-40 ntu ±8%
41-100 ntu ±6.5%
>100 ntu ±5%

Temperature CCVs
(End of Event only)

Parameter	NIST Value	Reading	Acceptance Range	Pass / Fail ?
Temp low			±0.5°C from NIST	
Temp med				
Temp high				

For CCVs that fail, perform instrument maintenance as necessary and perform the calibration again.

PINELLAS Op-Check Worksheet

For Daily and End-of-Event Continuing Calibration Verifications (CCVs)

Date 3/5/24
Time 1200
Sonde ID EXOB
Initials GB

	Standard	Reading	Acceptance Range	Pass / Fail ?
pH	7.00 @ 26 °C	7.16	±0.2	Pass
Sp Cond	7820	7596	±5%	↓
ORP	229.7 @ 26 °C	223.9	±10%	↓

This is a:

- ☐ Daily Check
- ☒ End-of-Event Check

Dissolved Oxygen Calibration #1

Time of Day		Temp, °C	
Atmospheric Pressure		Pre-Cal DO%	
DO Membrane Changed?		Pre-Cal DO mg/L	
DO Charge *Range=25 to 75*		Post-Cal DO%	
DO Gain *Range=0.7 to 1.5*		Post-Cal DO mg/L	

Dissolved Oxygen Calibration #2

Time of Day		Temp, °C	
Atmospheric Pressure		Pre-Cal DO%	
DO Membrane Changed?		Pre-Cal DO mg/L	
DO Charge *Range=25 to 75*		Post-Cal DO%	
DO Gain *Range=0.7 to 1.5*		Post-Cal DO mg/L	

If you are only op-checking the DO, use the table below. Note that there are multiple columns to allow for multiple checks throughout the day. The water in Pinellas can foul DO membranes, requiring frequent sensor maintenance and recalibrations. Check the DO frequently to look for performance drift.

Dissolved Oxygen Op-Checks

Time of day	1200					
Atmospheric Pressure	761.2					
Temperature, °C	30.91					
Known Saturation Value, mg/L *(From Table FS 2200-2 or FT 1500-1)*	7.444					
Saturation Value Reading, mg/L *(Acceptance Range is ± 0.3 mg/L of theoretical DO in H2O saturated air)*	7.45					
Pass / Fail?	Pass					

Turbidity 3-Point Check

Instrument: TRB01

Standard	Reading	Pass / Fail?
6.21	6.63	Pass
57.0	60.1	↓
541	552	↓

Turbidity Acceptance Ranges
0-10 ntu ±10%
10-40 ntu ±8%
41-100 ntu ±6.5%
>100 ntu ±5%

Temperature CCVs
(End of Event only)

Parameter	NIST Value	Reading	Acceptance Range	Pass / Fail ?
Temp low	18.60	18.75	±0.5°C from NIST	PASS
Temp med	27.21	27.09		↓
Temp high	30.95	30.63		↓

For CCVs that fail, perform instrument maintenance as necessary and perform the calibration again.

PINELLAS Sonde Calibration Worksheet

Date	02-28-24
Time	15:00
Sonde ID	EXOC
Calibrated by	GB, SH

Specific Conductance Calibration

Standard used (µmhos/cm or µS/cm)	1000
Pre-cal Reading (mS/cm)	1007
Cond Cell Constant *Range = 4.5 to 5.5*	5.1

pH Calibration

Buffer pH	Temp (°C)	mV	Range (mV)	Pre-cal reading	Calibration value	Span	Range (mV)
4	26.5	A= 135.1	+127 to +227	4.16	4.01	A-B= N/A	165-180
7	↓	B= -38.1	-50 to +50	7.07	7.00	B-C= N/A	165-180
10	↓	C= -217.2	-227 to -127	10.07	9.98		

ORP Calibration

Temperature, °C	26
Calibration value	229.7
Pre-cal reading	222.8
ORP Offset *Range = -100 to +100*	23.2

Dissolved Oxygen Calibration

Time of Day	1500	Temp, °C	25.3
Atmospheric Pressure	763.9	Pre-Cal DO%	83.1%
DO Membrane Changed?	NA	Pre-Cal DO mg/L	NA
DO Charge *Range=25 to 75*	NA	Post-Cal DO%	100.5%
DO Gain *Range=0.7 to 1.5*	1.3	Post-Cal DO mg/L	NA

Temperature Check

NIST Temp, °C	21.60
Sonde Temp, °C *Range = ±0.5°C*	21.660
NIST ID #	230330085
NIST Cal Date	5/11/23
NIST Cal Due Date	5/11/25

ICVs (Initial Calibration Verifications)

Parameter	Known Value	Reading	Acceptance Range	Pass / Fail ?
pH	7.00	6.93	±0.2 units	pass
Sp Cond ~100	99.20	97.9	±5%	Pass
Sp Cond ~10,000	9,982	9940	±5%	pass
Temp low	18.18	18.272	±0.5°C from NIST	pass
Temp med	21.79	22.006		pass
Temp high	27.85	27.832		pass
D. O.	8.264	8.203	±0.3mg/L	pass
ORP	229.7	229.4	±10%	pass

	Manufacturer	Lot Number	Exp Date
pH 4 buffer	Fisher	224881	08/24
pH 7 buffer	↓	224883	09/24
pH 10 buffer	↓	224638	10/24
Sp Cond 100	Oakton	CC24339	06/24
Sp Cond 1,000	Aquathenix	GH0190	08/08/24
Sp Cond 10,000	Oakton	CC24462	07/24
Zobell Soln	Date Hydrated: 11/9/23	23F100522	5/9/24

For ICVs, calibration constants, or spans that fail, perform instrument maintenance as necessary and perform the calibration again.

PINELLAS Op-Check Worksheet

For Daily and End-of-Event Continuing Calibration Verifications (CCVs)

Date 2-29-24
Time 0711
Sonde ID EXOC
Initials SC/NS

	Standard	Reading	Acceptance Range	Pass / Fail ?
pH	7.00 @ 20.8°C	6.86	±0.2	Pass
Sp Cond	7820	7619	±5%	Pass
ORP	227 @ 20.8°C	242.9	±10%	Pass

This is a:

- [x] Daily Check
- [ ] End-of-Event Check

Dissolved Oxygen Calibration #1

Time of Day	0713	Temp, °C	19.3
Atmospheric Pressure	766.2	Pre-Cal DO%	120.8
DO Membrane Changed?	NA	Pre-Cal DO mg/L	11.14
DO Charge *Range=25 to 75*	NA	Post-Cal DO%	100.9
DO Gain *Range=0.7 to 1.5*	1.07	Post-Cal DO mg/L	9.29

Dissolved Oxygen Calibration #2

Time of Day		Temp, °C	
Atmospheric Pressure		Pre-Cal DO%	
DO Membrane Changed?		Pre-Cal DO mg/L	
DO Charge *Range=25 to 75*		Post-Cal DO%	
DO Gain *Range=0.7 to 1.5*		Post-Cal DO mg/L	

If you are only op-checking the DO, use the table below. Note that there are multiple columns to allow for multiple checks throughout the day. The water in Pinellas can foul DO membranes, requiring frequent sensor maintenance and recalibrations. Check the DO frequently to look for performance drift.

Dissolved Oxygen Op-Checks

Time of day	0718					
Atmospheric Pressure	766.2					
Temperature, °C	19.42					
Known Saturation Value, mg/L *(From Table FS 2200-2 or FT 1500-1)*	9.203					
Saturation Value Reading, mg/L *(Acceptance Range is ± 0.3 mg/L of theoretical DO in H2O saturated air)*	9.28 SC 2-29-24					
Pass / Fail?	Pass					

Turbidity 3-Point Check

Instrument: TRB07

Standard	Reading	Pass / Fail?
5.71	5.72	Pass
63.7	64.4	Pass
581	587	Pass

Turbidity Acceptance Ranges
0-10 ntu ±10%
10-40 ntu ±8%
41-100 ntu ±6.5%
>100 ntu ±5%

Temperature CCVs
(End of Event only)

Parameter	NIST Value	Reading	Acceptance Range	Pass / Fail ?
Temp low			±0.5°C from NIST	
Temp med				
Temp high				

For CCVs that fail, perform instrument maintenance as necessary and perform the calibration again.

PINELLAS Op-Check Worksheet

For Daily and End-of-Event Continuing Calibration Verifications (CCVs)

	Standard	Reading	Acceptance Range	Pass / Fail ?
pH	7.02 @ 20 °C	7.01	±0.2	Pass
Sp Cond	7820	7623	±5%	↓
ORP	231.5 @ 20 °C	242	±10%	↓

Date 3/1/24
Time 0700
Sonde ID EXOC
Initials GB

This is a:

- ☑ Daily Check
- ☐ End-of-Event Check

Dissolved Oxygen Calibration #1

Time of Day		Temp, °C	
Atmospheric Pressure		Pre-Cal DO%	
DO Membrane Changed?		Pre-Cal DO mg/L	
DO Charge *Range=25 to 75*		Post-Cal DO%	
DO Gain *Range=0.7 to 1.5*		Post-Cal DO mg/L	

Dissolved Oxygen Calibration #2

Time of Day		Temp, °C	
Atmospheric Pressure		Pre-Cal DO%	
DO Membrane Changed?		Pre-Cal DO mg/L	
DO Charge *Range=25 to 75*		Post-Cal DO%	
DO Gain *Range=0.7 to 1.5*		Post-Cal DO mg/L	

If you are only op-checking the DO, use the table below. Note that there are multiple columns to allow for multiple checks throughout the day. The water in Pinellas can foul DO membranes, requiring frequent sensor maintenance and recalibrations. Check the DO frequently to look for performance drift.

Dissolved Oxygen Op-Checks

Time of day	0700					
Atmospheric Pressure	766.3					
Temperature, °C	19.75					
Known Saturation Value, mg/L *(From Table FS 2200-2 or FT 1500-1)*	9.14					
Saturation Value Reading, mg/L *(Acceptance Range is ± 0.3 mg/L of theoretical DO in H2O saturated air)*	8.98					
Pass / Fail?	Pass					

Turbidity 3-Point Check

Instrument: TRB07

Standard	Reading	Pass / Fail?
6.21	5.94	Pass
57.0	~~57.0~~ 55.6	Pass
541	547	Pass

Turbidity Acceptance Ranges
0-10 ntu ±10%
10-40 ntu ±8%
41-100 ntu ±6.5%
>100 ntu ±5%

Temperature CCVs
(End of Event only)

Parameter	NIST Value	Reading	Acceptance Range	Pass / Fail ?
Temp low			±0.5°C from NIST	
Temp med				
Temp high				

For CCVs that fail, perform instrument maintenance as necessary and perform the calibration again.

PINELLAS Op-Check Worksheet

For Daily and End-of-Event Continuing Calibration Verifications (CCVs)

Date 3/4/24
Time 0700
Sonde ID EXOC
Initials GB

	Standard	Reading	Acceptance Range	Pass / Fail ?
pH	7.02 @ 21 °C	6.95	±0.2	Pass
Sp Cond	7820	7694	±5%	↓
ORP	236.2 @ 21 °C	~~236.2~~ 251.1 DKB 3/4/24	±10%	↓

This is a:

- ☑ Daily Check
- ☐ End-of-Event Check

Dissolved Oxygen Calibration #1

Time of Day		Temp, °C	
Atmospheric Pressure		Pre-Cal DO%	
DO Membrane Changed?		Pre-Cal DO mg/L	
DO Charge *Range=25 to 75*		Post-Cal DO%	
DO Gain *Range=0.7 to 1.5*		Post-Cal DO mg/L	

Dissolved Oxygen Calibration #2

Time of Day		Temp, °C	
Atmospheric Pressure		Pre-Cal DO%	
DO Membrane Changed?		Pre-Cal DO mg/L	
DO Charge *Range=25 to 75*		Post-Cal DO%	
DO Gain *Range=0.7 to 1.5*		Post-Cal DO mg/L	

If you are only op-checking the DO, use the table below. Note that there are multiple columns to allow for multiple checks throughout the day. The water in Pinellas can foul DO membranes, requiring frequent sensor maintenance and recalibrations. Check the DO frequently to look for performance drift.

Dissolved Oxygen Op-Checks

Time of day	0700					
Atmospheric Pressure	763.4					
Temperature, °C	20.27					
Known Saturation Value, mg/L *(From Table FS 2200-2 or FT 1500-1)*	9.04					
Saturation Value Reading, mg/L *(Acceptance Range is ± 0.3 mg/L of theoretical DO in H2O saturated air)*	8.97					
Pass / Fail?	Pass					

Turbidity 3-Point Check

Instrument: TRB07

Standard	Reading	Pass / Fail?
6.21	5.97	Pass
57.0	53.8	↓
541	540	↓

Turbidity Acceptance Ranges
0-10 ntu ±10%
10-40 ntu ±8%
41-100 ntu ±6.5%
>100 ntu ±5%

Temperature CCVs
(End of Event only)

N/A

Parameter	NIST Value	Reading	Acceptance Range	Pass / Fail ?
Temp low			±0.5°C from NIST	
Temp med				
Temp high				

For CCVs that fail, perform instrument maintenance as necessary and perform the calibration again.

PINELLAS Op-Check Worksheet

For Daily and End-of-Event Continuing Calibration Verifications (CCVs)

Date 3/5/24
Time 0800
Sonde ID EXOC
Initials GB

	Standard	Reading	Acceptance Range	Pass / Fail ?
pH	7.02 @ 21 °C	7.02	±0.2	PASS
Sp Cond	7820	7675	±5%	↓
ORP	236.2 @ 21 °C	238.5	±10%	↓

This is a:

- ☑ Daily Check
- ☐ End-of-Event Check

Dissolved Oxygen Calibration #1

Time of Day		Temp, °C	
Atmospheric Pressure		Pre-Cal DO%	
DO Membrane Changed?		Pre-Cal DO mg/L	
DO Charge *Range=25 to 75*		Post-Cal DO%	
DO Gain *Range=0.7 to 1.5*		Post-Cal DO mg/L	

Dissolved Oxygen Calibration #2

Time of Day		Temp, °C	
Atmospheric Pressure		Pre-Cal DO%	
DO Membrane Changed?		Pre-Cal DO mg/L	
DO Charge *Range=25 to 75*		Post-Cal DO%	
DO Gain *Range=0.7 to 1.5*		Post-Cal DO mg/L	

If you are only op-checking the DO, use the table below. Note that there are multiple columns to allow for multiple checks throughout the day. The water in Pinellas can foul DO membranes, requiring frequent sensor maintenance and recalibrations. Check the DO frequently to look for performance drift.

Dissolved Oxygen Op-Checks

Time of day	0700					
Atmospheric Pressure	761.1					
Temperature, °C	21.12					
Known Saturation Value, mg/L *(From Table FS 2200-2 or FT 1500-1)*	8.899					
Saturation Value Reading, mg/L *(Acceptance Range is ± 0.3 mg/L of theoretical DO in H2O saturated air)*	8.96					
Pass / Fail?	Pass					

Turbidity 3-Point Check

Instrument: TRB07

Standard	Reading	Pass / Fail?
6.21	5.95	Pass
57.0	54.0	↓
541	543	↓

Turbidity Acceptance Ranges
0-10 ntu ±10%
10-40 ntu ±8%
41-100 ntu ±6.5%
>100 ntu ±5%

Temperature CCVs
(End of Event only)

Parameter	NIST Value	Reading	Acceptance Range	Pass / Fail ?
Temp low			±0.5°C from NIST	
Temp med				
Temp high				

For CCVs that fail, perform instrument maintenance as necessary and perform the calibration again.

PINELLAS Op-Check Worksheet

For Daily and End-of-Event Continuing Calibration Verifications (CCVs)

Date 3/5/24
Time 1200
Sonde ID EXOC
Initials GB

	Standard	Reading	Acceptance Range	Pass / Fail ?
pH	7.00 @ 26 °C	7.14	±0.2	Pass
Sp Cond	7820	7682	±5%	↓
ORP	229.7 @ 26 °C	226.8	±10%	↓

This is a:

- ☐ Daily Check
- ☑ End-of-Event Check

Dissolved Oxygen Calibration #1

Time of Day		Temp, °C	
Atmospheric Pressure		Pre-Cal DO%	
DO Membrane Changed?		Pre-Cal DO mg/L	
DO Charge *Range=25 to 75*		Post-Cal DO%	
DO Gain *Range=0.7 to 1.5*		Post-Cal DO mg/L	

Dissolved Oxygen Calibration #2

Time of Day		Temp, °C	
Atmospheric Pressure		Pre-Cal DO%	
DO Membrane Changed?		Pre-Cal DO mg/L	
DO Charge *Range=25 to 75*		Post-Cal DO%	
DO Gain *Range=0.7 to 1.5*		Post-Cal DO mg/L	

If you are only op-checking the DO, use the table below. Note that there are multiple columns to allow for multiple checks throughout the day. The water in Pinellas can foul DO membranes, requiring frequent sensor maintenance and recalibrations. Check the DO frequently to look for performance drift.

Dissolved Oxygen Op-Checks

Time of day	1200					
Atmospheric Pressure	761.0					
Temperature, °C	28.02					
Known Saturation Value, mg/L *(From Table FS 2200-2 or FT 1500-1)*	7.829					
Saturation Value Reading, mg/L *(Acceptance Range is ± 0.3 mg/L of theoretical DO in H2O saturated air)*	7.62					
Pass / Fail?	PASS					

Turbidity 3-Point Check

Instrument: TRB07

Standard	Reading	Pass / Fail?
6.21	5.84	↓
57.0	55.5	↓
541	538	↓

Turbidity Acceptance Ranges
0-10 ntu ±10%
10-40 ntu ±8%
41-100 ntu ±6.5%
>100 ntu ±5%

Temperature CCVs
(End of Event only)

Parameter	NIST Value	Reading	Acceptance Range	Pass / Fail ?
Temp low	29.30	29.19	±0.5°C from NIST	PASS
Temp med	26.33	26.43		↓
Temp high	22.29	22.46		↓

For CCVs that fail, perform instrument maintenance as necessary and perform the calibration again.

Turbidity Calibration Worksheet

Name: Layton Gamma

Date: 2/8/2024

Including reassignment of Continuing Calibration Verification (CCV) standard values

	Instrument ID	TRB03	TRB05	TRB01	TRB07	TRB05	TRB02
	Cal Stds Lot # (on lid):	A3249	A3249	A3249	A3249	A3249	A3249
	Cal Stds Expiration Date:	10/24	10/24	10/24	10/24	10/24	10/24
LOW range CCV	Old value	6.25	4.87	6.17	5.92	4.87	
	Multiple readings	6.16 6.14 6.14	5.54 5.35 5.23	6.21 6.21 6.21	5.71 5.71 5.71	5.07 5.11 4.94	
	NEW value	6.15		6.21	5.71	5.04	
MEDIUM range CCV	Old value	47.5	56.9	57.0	64.5	56.9	
	Multiple readings	50.1 50.5 50.5	60.1 61.3 63.0	57.0 57.0 57.0	63.7 63.7 63.7	57.3 58.9 57.3	
	NEW value	50.4		57.0	63.7	57.8	
HIGH range CCV	Old value	414	518	534		518	
	Multiple readings	419 420 419	553 553 555	541 541 541	581 581 581	558 548 549	
	NEW value	419		541	581	552	
	ICV, if applicable			10.8	9.93		

Model **2100P** reminder: DON'T SHAKE OR INVERT THE "0" STANDARD. Remove the "0" standard and SLOWLY INVERT the other 3 vials 2-3 times. Let them sit 3 min before using. Press "CAL" and read the 4 vials as prompted. After the 4th vial, you must Press "CAL" again to save the calibration!

Model **2100Q** reminder: A "0" standard is NOT used. SLOWLY INVERT the other 3 vials 2-3 times. Let them sit 3 min before using. Push the cal button and read the 3 vials as prompted. Push Done, then push Store. You'll be prompted to Verify Cal. If you want to do this, use the 10 NTU vial. Enter the value into the ICV (Initial Calibration Verification) row.

Ground Water

Location

Location ID	0541	Top of Screen	10
Project Code	LMIDIQ.308.01.02.01.070.CPC2.2A	Bottom of Screen	20
Project	Pinellas Monitoring	Total Depth	20
Category	PIN Micropurge	Location Type	WL

Measurement Equipment

Multiparameter ID	EXOC	Other	
Turbidimeter ID	TRB07	Datalogger Present?	No
Water Level ID	WL27	Datalogger Specific	
Alkalinity ID			

Weather

Precipitation	overcast	Air Temperature (°F)	70 to 80
Wind	light		

Water Level and Purge Data

WL Measurement Time (24 hr)	15:13	Estimated Water Level Range	3.46 - 4.81
Water Level (ft) TOC	3.97	Measured Depth of Well (ft)	
Water Level Flag		Casing Diameter (in)	2
Purge Calculation Method	Equipment Volume	Casing Volumes to Purge	0
Tubing Length (ft)	20	Drop Tubing Length (ft)	0
Tubing Diameter (in)	0.25	Drop Tubing Diameter (in)	0
Bladder Volume (L)		Flow Cell Volume (L)	0.5
Well Volume (calc)		Purge Volume Unit (L or gal)	L
Length of Water Column (ft) (calc)		Calculated Purge Volume	0.69
WL Measurement Date	02/29/2024		

Purge Information

Purge Start Time	15:17	Overall Flow Rate	177
Purge Start Date	02/29/2024	Purging stability met?	Stability primary criteria has been met.

Field Results

Add Remove Refresh | Unlock Autofit | Analytes Show

Time	Vol	FLOW	DTW	TEMP	DO	%-do	SC	PH	ORP	TURB	ET
Fraction	N	N	N	N	N	N	N	N	N	N	N
Unit	L	mL/min	ft	C	mg/L	%	umhos/cm	s.u.	mV	NTU	s
15:24	1.2	167	4.40	26.85	0.53	6.6	1059	6.39	-67.4	5.14	430
15:27	1.8	197	4.40	27.02	0.36	4.6	1056	6.39	-68.6	6.46	183
15:29	2.2	183	4.40	27.05	0.29	3.6	1055	6.39	-69.5	6.65	131

Sample

Sample Date	02/29/2024	Sample Time	15:45
Location Code	0541	Storage: Ice in Cooler?	Yes
Sample ID	PIN12-05.2402003-001	Measurement Method	Air Exclusion
Sample Matrix	GW	Sampling Equipment	Peristalitic Pump & Ded Tubing
Arrival Time (24 hr)	15:13	Filtered Y/N	N
Operational Check Date/Time	02/29/2024 07:11 (24hr)	Number of Filters	
Sampler(s)		Filter Pore Size	
Comments			

Field Results Extra

Add Remove Refresh | Unlock Autofit | Analytes Show

Time	Alk_Vol	Titr.	Alk	Phen Alk	Fld Fe-II	Fld Tot Fe	CL-RESID
Fraction	N	N	N	N	N	N	N
Unit	mL	mg/L	mg/L	mg/L	mg/L	mg/L	mg/L

Lab COC & Analysis

New COC Current COC xPIN12-05.2402 | Add Mag/Analyt | COC Manager

Lab: STD

☐ **VOA-A-007, VOAs** ☐ **LMV-08, Dioxane**

MAG	Desc	Container Code	Number of containers	Filtered	Preservative	Container Description	Barcode

Groundwater Form
EDGE_DOE_7.20.2_GENERIC_01MAY2021

Ground Water

Location

Location ID	0542	Top of Screen	20
Project Code	LMIDIQ.308.01.02.01.070.CPC2.2A	Bottom of Screen	30
Project	Pinellas Monitoring	Total Depth	30
Category	PIN Micropurge	Location Type	WL

Measurement Equipment

Multiparameter ID	EXOC	Other	
Turbidimeter ID	TRB07	Datalogger Present?	No
Water Level ID	WL27	Datalogger Specific	
Alkalinity ID			

Weather

Precipitation	overcast	Air Temperature (°F)	70 to 80
Wind	light		

Water Level and Purge Data

WL Measurement Time (24 hr)	15:55	Estimated Water Level Range	3.44 - 4.83
Water Level (ft) TOC	3.97	Measured Depth of Well (ft)	
Water Level Flag		Casing Diameter (in)	2
Purge Calculation Method	Equipment Volume	Casing Volumes to Purge	0
Tubing Length (ft)	32	Drop Tubing Length (ft)	0
Tubing Diameter (in)	0.25	Drop Tubing Diameter (in)	0
Bladder Volume (L)		Flow Cell Volume (L)	0.5
Well Volume (calc)		Purge Volume Unit (L or gal)	L
Length of Water Column (ft) (calc)		Calculated Purge Volume	0.81
WL Measurement Date	02/29/2024		

Purge Information

Purge Start Time	15:54	Overall Flow Rate	156
Purge Start Date	02/29/2024	Purging stability met?	Stability primary criteria has been met.

Field Results

Add Remove Refresh | Unlock Autofit | Analytes Show

Time	Vol	FLOW	DTW	TEMP	DO	%-do	SC	PH	ORP	TURB	ET
Fraction	N	N	N	N	N	N	N	N	N	N	N
Unit	L	mL/min	ft	C	mg/L	%	umhos/cm	s.u.	mV	NTU	s
16:05	1.7	152	4.08	27.46	0.3	3.8	850	6.46	-65.8	5.50	670
16:09	2.4	175	4.07	27.57	0.22	2.8	853	6.46	-68.8	4.37	240
16:11	2.7	142	4.08	27.65	0.2	2.5	853	6.46	-70	3.45	127

Sample

Sample Date	02/29/2024	Sample Time	16:15
Location Code	0542	Storage: Ice in Cooler?	Yes
Sample ID	PIN12-05.2402003-002	Measurement Method	Air Exclusion
Sample Matrix	GW	Sampling Equipment	Peristalitic Pump & Ded Tubing
Arrival Time (24 hr)	15:55	Filtered Y/N	N
Operational Check Date/Time	02/29/2024 07:11 (24hr)	Number of Filters	
Sampler(s)		Filter Pore Size	
Comments			

Field Results Extra

Add Remove Refresh | Unlock Autofit | Analytes Show

Time	Alk_Vol	Titr.	Alk	Phen Alk	Fld Fe-II	Fld Tot Fe	CL-RESID
Fraction	N	N	N	N	N	N	N
Unit	mL	mg/L	mg/L	mg/L	mg/L	mg/L	mg/L

Lab COC & Analysis

New COC Current COC xPIN12-05.2402 | Add Mag/Analyt | COC Manager

Lab: STD

☐ **VOA-A-007, VOAs** ☐ **LMV-08, Dioxane**

MAG	Desc	Container Code	Number of containers	Filtered	Preservative	Container Description	Barcode

Groundwater Form
EDGE_DOE_7.20.2_GENERIC_01MAY2021

Ground Water

Location

Location ID	0551-2	Top of Screen	20
Project Code	LMIDIQ.308.01.02.01.070.CPC22A	Bottom of Screen	29
Project	Pinellas Monitoring	Total Depth	29
Category	PIN CMT	Location Type	WL

Measurement Equipment

Multiparameter ID	EXOC	Other	
Turbidimeter ID	TRB07	Datalogger Present?	No
Water Level ID	WL27	Datalogger Specific	
Alkalinity ID			

Weather

Precipitation	overcast	Air Temperature (°F)	70 to 80
Wind	light		

Water Level and Purge Data

WL Measurement Time (24 hr)	16:39	Estimated Water Level Range	1.7 - 3.48
Water Level (ft) TOC	2.53	Measured Depth of Well (ft)	
Water Level Flag		Casing Diameter (in)	0.375
Purge Calculation Method	Well_l/f	Casing Volumes to Purge	1
Tubing Length (ft)		Drop Tubing Length (ft)	0
Tubing Diameter (in)		Drop Tubing Diameter (in)	0
Bladder Volume (L)		Flow Cell Volume (L)	0
Well Volume (calc)	0.7941	Purge Volume Unit (L or gal)	L
Length of Water Column (ft) (calc)	26.47	Calculated Purge Volume	0.79
WL Measurement Date	02/29/2024		

Purge Information

Purge Start Time	16:50	Overall Flow Rate	175
Purge Start Date	02/29/2024	Purging stability met?	Stability primary criteria has been met.

Field Results

Add Remove Refresh | Unlock Autofit | Analytes Show

Time	Vol	FLOW	DTW	TEMP	DO	%-do	SC	PH	ORP	TURB	ET
Fraction	N	N	N	N	N	N	N	N	N	N	N
Unit	L	mL/min	ft	C	mg/L	%	umhos/cm	s.u.	mV	NTU	s
16:59	1.8	187		24.41	0.21	2.5	1416	6.43	-60.9	1.40	577
17:00	2	158		24.43	0.19	2.2	1416	6.43	-61.5	1.09	76
17:02	2.2	120		24.42	0.18	2.1	1416	6.43	-62.1	1.11	100

Sample

Sample Date	02/29/2024	Sample Time	17:05
Location Code	0551-2	Storage: Ice in Cooler?	Yes
Sample ID	PIN12-05.2402003-003	Measurement Method	Air Exclusion
Sample Matrix	GW	Sampling Equipment	Peristalitic Pump & Ded Tubing
Arrival Time (24 hr)	16:39	Filtered Y/N	N
Operational Check Date/Time	02/29/2024 07:11 (24hr)	Number of Filters	
Sampler(s)		Filter Pore Size	
Comments			

Field Results Extra

Add Remove Refresh | Unlock Autofit | Analytes Show

Time	Alk_Vol	Titr.	Alk	Phen Alk	Fld Fe-II	Fld Tot Fe	CL-RESID
Fraction	N	N	N	N	N	N	N
Unit	mL	mg/L	mg/L	mg/L	mg/L	mg/L	mg/L

Lab COC & Analysis

New COC Current COC xPIN12-05.2402 | Add Mag/Analyt | COC Manager

Lab: STD

☐ **VOA-A-007, VOAs** ☐ **LMV-08, Dioxane**

MAG	Desc	Container Code	Number of containers	Filtered	Preservative	Container Description	Barcode

Groundwater Form
EDGE_DOE_7.20.2_GENERIC_01MAY2021

Ground Water

Location

Location ID	0554A	Top of Screen	3
Project Code	LMIDIQ.308.01.02.01.070.CPC2.2A	Bottom of Screen	13
Project	Pinellas Monitoring	Total Depth	13
Category	PIN Micropurge	Location Type	WL

Measurement Equipment

Multiparameter ID	EXOC	Other	
Turbidimeter ID	TRB07	Datalogger Present?	No
Water Level ID	WL27	Datalogger Specific	
Alkalinity ID			

Weather

Precipitation	overcast	Air Temperature (°F)	70 to 80
Wind	light		

Water Level and Purge Data

WL Measurement Time (24 hr)	10:39	Estimated Water Level Range	3.19 - 4.52
Water Level (ft) TOC	3.37	Measured Depth of Well (ft)	
Water Level Flag		Casing Diameter (in)	1
Purge Calculation Method	Casing Volume	Casing Volumes to Purge	1
Tubing Length (ft)	13	Drop Tubing Length (ft)	0
Tubing Diameter (in)	0.25	Drop Tubing Diameter (in)	0
Bladder Volume (L)		Flow Cell Volume (L)	0.5
Well Volume (calc)	1.49	Purge Volume Unit (L or gal)	L
Length of Water Column (ft) (calc)	9.63	Calculated Purge Volume	1.49
WL Measurement Date	02/29/2024		

Purge Information

Purge Start Time	10:46	Overall Flow Rate	174
Purge Start Date	02/29/2024	Purging stability met?	

Field Results

Add Remove Refresh | Unlock Autofit | Analytes Show

Time	Vol	FLOW	DTW	TEMP	DO	%-do	SC	PH	ORP	TURB	ET
Fraction	N	N	N	N	N	N	N	N	N	N	N
Unit	L	mL/min	ft	C	mg/L	%	umhos/cm	s.u.	mV	NTU	s
10:54	1.5	173	4.29	25.31	0.94	11.5	648	6.18	-17.4	2.33	520
10:56	1.7	97	4.30	25.35	0.96	11.7	654	6.18	-18.9	2.68	124
10:59	2.4	227	2.27	25.27	0.23	2.8	657	6.18	-23.6	1.83	185

Sample

Sample Date	02/29/2024	Sample Time	11:10
Location Code	0554A	Storage: Ice in Cooler?	Yes
Sample ID	PIN12-05.2402003-004	Measurement Method	Air Exclusion
Sample Matrix	GW	Sampling Equipment	Peristalitic Pump & Ded Tubing
Arrival Time (24 hr)	10:39	Filtered Y/N	N
Operational Check Date/Time	02/29/2024 07:11 (24hr)	Number of Filters	
Sampler(s)		Filter Pore Size	

Comments: Purged one casing volume per program directive for partially submerged screen.
Deleted the estimated TD of 13 after calculating the purge volume.

Field Results Extra

Add Remove Refresh | Unlock Autofit | Analytes Show

Time	Alk_Vol	Titr.	Alk	Phen Alk	Fld Fe-II	Fld Tot Fe	CL-RESID
Fraction	N	N	N	N	N	N	N
Unit	mL	mg/L	mg/L	mg/L	mg/L	mg/L	mg/L

Lab COC & Analysis

New COC | Current COC xPIN12-05.2402 | Add Mag/Analyt | COC Manager

Lab: STD

☐ VOA-A-007, VOAs ☐ LMV-08, Dioxane

MAG	Desc	Container Code	Number of containers	Filtered	Preservative	Container Description	Barcode

Groundwater Form
EDGE_DOE_7.20.2_GENERIC_01MAY2021

Ground Water

Location

Location ID	0554B	Top of Screen	13
Project Code	LMIDIQ.308.01.02.01.070.CPC2.2A	Bottom of Screen	23
Project	Pinellas Monitoring	Total Depth	23
Category	PIN Micropurge	Location Type	WL

Measurement Equipment

Multiparameter ID	EXOC	Other	
Turbidimeter ID	TRB07	Datalogger Present?	No
Water Level ID	WL27	Datalogger Specific	
Alkalinity ID			

Weather

Precipitation	overcast	Air Temperature (°F)	70 to 80
Wind	light		

Water Level and Purge Data

WL Measurement Time (24 hr)	11:12	Estimated Water Level Range	3.03 - 4.44
Water Level (ft) TOC	3.74	Measured Depth of Well (ft)	
Water Level Flag		Casing Diameter (in)	1
Purge Calculation Method	Equipment Volume	Casing Volumes to Purge	0
Tubing Length (ft)	23	Drop Tubing Length (ft)	0
Tubing Diameter (in)	0.25	Drop Tubing Diameter (in)	0
Bladder Volume (L)		Flow Cell Volume (L)	0.5
Well Volume (calc)		Purge Volume Unit (L or gal)	L
Length of Water Column (ft) (calc)		Calculated Purge Volume	0.72
WL Measurement Date	02/29/2024		

Purge Information

Purge Start Time	11:22	Overall Flow Rate	197
Purge Start Date	02/29/2024	Purging stability met?	Stability primary criteria has been met.

Field Results

Add Remove Refresh | Unlock Autofit | Analytes Show

Time	Vol	FLOW	DTW	TEMP	DO	%-do	SC	PH	ORP	TURB	ET
Fraction	N	N	N	N	N	N	N	N	N	N	N
Unit	L	mL/min	ft	C	mg/L	%	umhos/cm	s.u.	mV	NTU	s
11:26	.9	184	3.88	26.24	2.24	27.8	664	6.43	-56.2	5.72	293
11:29	1.4	210	3.88	26.51	0.57	7.1	669	6.41	-61.1	3.54	143
11:31	1.8	173	3.88	26.53	0.38	4.7	671	6.41	-63.8	2.86	139
11:33	2.2	253	3.88	26.59	0.32	4	671	6.41	-65.2	3.33	95

Sample

Sample Date	02/29/2024	Sample Time	11:40
Location Code	0554B	Storage: Ice in Cooler?	Yes
Sample ID	PIN12-05.2402003-005	Measurement Method	Air Exclusion
Sample Matrix	GW	Sampling Equipment	Peristalitic Pump & Ded Tubing
Arrival Time (24 hr)	11:11	Filtered Y/N	N
Operational Check Date/Time	02/29/2024 07:11 (24hr)	Number of Filters	
Sampler(s)		Filter Pore Size	
Comments			

Field Results Extra

Add Remove Refresh | Unlock Autofit | Analytes Show

Time	Alk_Vol	Titr.	Alk	Phen Alk	Fld Fe-II	Fld Tot Fe	CL-RESID
Fraction	N	N	N	N	N	N	N
Unit	mL	mg/L	mg/L	mg/L	mg/L	mg/L	mg/L

Lab COC & Analysis

New COC Current COC xPIN12-05.2402 | Add Mag/Analyt | COC Manager

Lab: STD

☐ **VOA-A-007, VOAs** ☐ **LMV-08, Dioxane**

MAG	Desc	Container Code	Number of containers	Filtered	Preservative	Container Description	Barcode

Ground Water

Location

Location ID	0554C	Top of Screen	23
Project Code	LMIDIQ.308.01.02.01.070.CPC2.2A	Bottom of Screen	33
Project	Pinellas Monitoring	Total Depth	33
Category	PIN Micropurge	Location Type	WL

Measurement Equipment

Multiparameter ID	EXOC	Other	
Turbidimeter ID	TRB07	Datalogger Present?	No
Water Level ID	WL27	Datalogger Specific	
Alkalinity ID			

Weather

Precipitation	overcast	Air Temperature (°F)	70 to 80
Wind	light		

Water Level and Purge Data

WL Measurement Time (24 hr)	11:40	Estimated Water Level Range	3.08 - 4.5
Water Level (ft) TOC	3.80	Measured Depth of Well (ft)	
Water Level Flag		Casing Diameter (in)	1
Purge Calculation Method	Equipment Volume	Casing Volumes to Purge	0
Tubing Length (ft)	33	Drop Tubing Length (ft)	0
Tubing Diameter (in)	0.25	Drop Tubing Diameter (in)	0
Bladder Volume (L)		Flow Cell Volume (L)	0.5
Well Volume (calc)		Purge Volume Unit (L or gal)	L
Length of Water Column (ft) (calc)		Calculated Purge Volume	0.82
WL Measurement Date	02/29/2024		

Purge Information

Purge Start Time	11:50	Overall Flow Rate	168
Purge Start Date	02/29/2024	Purging stability met?	Stability primary criteria has been met.

Field Results

Add Remove Refresh | Unlock Autofit | Analytes Show

Time	Vol	FLOW	DTW	TEMP	DO	%-do	SC	PH	ORP	TURB	ET
Fraction	N	N	N	N	N	N	N	N	N	N	N
Unit	L	mL/min	ft	C	mg/L	%	umhos/cm	s.u.	mV	NTU	s
11:55	1	170	3.91	26.6	2.34	29.2	797	6.4	-41.5	33.4	352
11:59	1.7	179	3.91	26.85	1.86	23.4	805	6.36	-39.3	33.5	234
12:05	2.5	145	3.91	26.94	0.83	10.4	803	6.34	-41.5	35.6	330
12:07	2.8	138	3.91	26.99	0.33	4.1	805	6.34	-44.1	28.0	130
12:09	3.2	161	3.91	27.08	1.11	14	806	6.36	-46.7	24.6	149
12:12	3.7	219	3.91	27.11	0.37	4.7	806	6.34	-45.5	18.9	137
12:14	4.1	158	3.91	27.14	0.22	2.8	807	6.33	-45	16.4	152
12:16	4.5	189	3.91	27.15	0.19	2.4	807	6.33	-46.9	16.1	127

Sample

Sample Date	02/29/2024	Sample Time	12:20
Location Code	0554C	Storage: Ice in Cooler?	Yes
Sample ID	PIN12-05.2402003-006	Measurement Method	Air Exclusion
Sample Matrix	GW	Sampling Equipment	Peristalitic Pump & Ded Tubing
Arrival Time (24 hr)	11:38	Filtered Y/N	N
Operational Check Date/Time	02/29/2024 07:11 (24hr)	Number of Filters	
Sampler(s)		Filter Pore Size	
Comments			

Field Results Extra

Add Remove Refresh | Unlock Autofit | Analytes Show

Time	Alk_Vol	Titr.	Alk	Phen Alk	Fld Fe-II	Fld Tot Fe	CL-RESID
Fraction	N	N	N	N	N	N	N
Unit	mL	mg/L	mg/L	mg/L	mg/L	mg/L	mg/L

Lab COC & Analysis

New COC | Current COC xPIN12-05.2402 | Add Mag/Analyt | COC Manager

Lab: STD

☐ **VOA-A-007, VOAs** ☐ **LMV-08, Dioxane**

MAG	Desc	Container Code	Number of containers	Filtered	Preservative	Container Description	Barcode

Groundwater Form
EDGE_DOE_7.20.2_GENERIC_01MAY2021

Ground Water

Location

Location ID	0555A	Top of Screen	2.5
Project Code	LMIDIQ.308.01.02.01.070.CPC2.2A	Bottom of Screen	12.5
Project	Pinellas Monitoring	Total Depth	12.5
Category	PIN Micropurge	Location Type	WL

Measurement Equipment

Multiparameter ID	EXOC	Other	
Turbidimeter ID	TRB07	Datalogger Present?	No
Water Level ID	WL27	Datalogger Specific	
Alkalinity ID			

Weather

Precipitation	overcast	Air Temperature (°F)	70 to 80
Wind	light		

Water Level and Purge Data

WL Measurement Time (24 hr)	13:27	Estimated Water Level Range	2.24 - 4.29
Water Level (ft) TOC	3.09	Measured Depth of Well (ft)	
Water Level Flag		Casing Diameter (in)	1
Purge Calculation Method	Casing Volume	Casing Volumes to Purge	1
Tubing Length (ft)	13	Drop Tubing Length (ft)	0
Tubing Diameter (in)	0.1875	Drop Tubing Diameter (in)	0
Bladder Volume (L)		Flow Cell Volume (L)	.5
Well Volume (calc)	1.45	Purge Volume Unit (L or gal)	L
Length of Water Column (ft) (calc)	9.41	Calculated Purge Volume	1.45
WL Measurement Date	02/29/2024		

Purge Information

Purge Start Time	13:34	Overall Flow Rate	158
Purge Start Date	02/29/2024	Purging stability met?	

Field Results

Add Remove Refresh | Unlock Autofit | Analytes Show

Time	Vol	FLOW	DTW	TEMP	DO	%-do	SC	PH	ORP	TURB	ET
Fraction	N	N	N	N	N	N	N	N	N	N	N
Unit	L	mL/min	ft	C	mg/L	%	umhos/cm	s.u.	mV	NTU	s
13:43	1.5	156	3.76	23.21	0.32	3.8	482	6.32	-78.1	9.25	577
13:45	1.8	142	3.76	23.23	0.27	3.2	468	6.32	-79.5	6.57	127
13:47	2.2	183	3.76	23.26	0.23	2.8	465	6.32	-82.2	3.68	131

Sample

Sample Date	02/29/2024	Sample Time	13:55
Location Code	0555A	Storage: Ice in Cooler?	Yes
Sample ID	PIN12-05.2402003-007	Measurement Method	Air Exclusion
Sample Matrix	GW	Sampling Equipment	Peristalitic Pump & Ded Tubing
Arrival Time (24 hr)	13:27	Filtered Y/N	N
Operational Check Date/Time	02/29/2024 07:11 (24hr)	Number of Filters	
Sampler(s)		Filter Pore Size	
Comments	Purged one casing volume per program directive. Deleted the estimated TD of 12.5 after calculating the purge volume.		

Field Results Extra

Add Remove Refresh | Unlock Autofit | Analytes Show

Time	Alk_Vol	Titr.	Alk	Phen Alk	Fld Fe-II	Fld Tot Fe	CL-RESID
Fraction	N	N	N	N	N	N	N
Unit	mL	mg/L	mg/L	mg/L	mg/L	mg/L	mg/L

Lab COC & Analysis

New COC Current COC xPIN12-05.2402 | Add Mag/Analyt | COC Manager

Lab: STD

☐ VOA-A-007, VOAs ☐ LMV-08, Dioxane

MAG	Desc	Container Code	Number of containers	Filtered	Preservative	Container Description	Barcode

Groundwater Form
EDGE_DOE_7.20.2_GENERIC_01MAY2021

Ground Water

Location

Location ID	0555B	Top of Screen	13
Project Code	LMIDIQ.308.01.02.01.070.CPC2.2A	Bottom of Screen	23
Project	Pinellas Monitoring	Total Depth	23
Category	PIN Micropurge	Location Type	WL

Measurement Equipment

Multiparameter ID	EXOC	Other	
Turbidimeter ID	TRB07	Datalogger Present?	No
Water Level ID	WL27	Datalogger Specific	
Alkalinity ID			

Weather

Precipitation	overcast	Air Temperature (°F)	70 to 80
Wind	light		

Water Level and Purge Data

WL Measurement Time (24 hr)	13:58	Estimated Water Level Range	2.74 - 4.42
Water Level (ft) TOC	3.50	Measured Depth of Well (ft)	
Water Level Flag		Casing Diameter (in)	1
Purge Calculation Method	Equipment Volume	Casing Volumes to Purge	0
Tubing Length (ft)	23	Drop Tubing Length (ft)	0
Tubing Diameter (in)	0.25	Drop Tubing Diameter (in)	0
Bladder Volume (L)		Flow Cell Volume (L)	0.5
Well Volume (calc)		Purge Volume Unit (L or gal)	L
Length of Water Column (ft) (calc)		Calculated Purge Volume	0.72
WL Measurement Date	02/29/2024		

Purge Information

Purge Start Time	14:01	Overall Flow Rate	164
Purge Start Date	02/29/2024	Purging stability met?	Stability primary criteria has been met.

Field Results

Add Remove Refresh | Unlock Autofit | Analytes Show

Time	Vol	FLOW	DTW	TEMP	DO	%-do	SC	PH	ORP	TURB	ET
Fraction	N	N	N	N	N	N	N	N	N	N	N
Unit	L	mL/min	ft	C	mg/L	%	umhos/cm	s.u.	mV	NTU	s
14:08	1.3	171	3.66	24.9	1.02	12.3	396	6.79	-99.9	6.91	457
14:11	1.8	162	3.66	25.03	0.34	4.2	398	6.8	-104	5.83	185
14:14	2.2	149	3.66	25.09	0.25	3	399	6.8	-105.3	4.96	161

Sample

Sample Date	02/29/2024	Sample Time	14:20
Location Code	0555B	Storage: Ice in Cooler?	Yes
Sample ID	PIN12-05.2402003-008	Measurement Method	Air Exclusion
Sample Matrix	GW	Sampling Equipment	Peristalitic Pump & Ded Tubing
Arrival Time (24 hr)	13:58	Filtered Y/N	N
Operational Check Date/Time	02/29/2024 07:11 (24hr)	Number of Filters	
Sampler(s)		Filter Pore Size	
Comments			

Field Results Extra

Add Remove Refresh | Unlock Autofit | Analytes Show

Time	Alk_Vol	Titr.	Alk	Phen Alk	Fld Fe-II	Fld Tot Fe	CL-RESID
Fraction	N	N	N	N	N	N	N
Unit	mL	mg/L	mg/L	mg/L	mg/L	mg/L	mg/L

Lab COC & Analysis

New COC Current COC xPIN12-05.2402 | Add Mag/Analyt | COC Manager

Lab: STD

☐ VOA-A-007, VOAs ☐ LMV-08, Dioxane

MAG	Desc	Container Code	Number of containers	Filtered	Preservative	Container Description	Barcode

Groundwater Form
EDGE_DOE_7.20.2_GENERIC_01MAY2021

Ground Water

Location

Location ID	0565C	Top of Screen	23
Project Code	LMIDIQ.308.01.02.01.070.CPC2.2A	Bottom of Screen	33
Project	Pinellas Monitoring	Total Depth	33
Category	PIN Micropurge	Location Type	WL

Measurement Equipment

Multiparameter ID	EXOC	Other	
Turbidimeter ID	TRB07	Datalogger Present?	No
Water Level ID	WL27	Datalogger Specific	
Alkalinity ID			

Weather

Precipitation	overcast	Air Temperature (°F)	70 to 80
Wind	light		

Water Level and Purge Data

WL Measurement Time (24 hr)	14:22	Estimated Water Level Range	2.73 - 4.48
Water Level (ft) TOC	3.49	Measured Depth of Well (ft)	
Water Level Flag		Casing Diameter (in)	1
Purge Calculation Method	Equipment Volume	Casing Volumes to Purge	0
Tubing Length (ft)	33	Drop Tubing Length (ft)	0
Tubing Diameter (in)	0.25	Drop Tubing Diameter (in)	0
Bladder Volume (L)		Flow Cell Volume (L)	0.5
Well Volume (calc)		Purge Volume Unit (L or gal)	L
Length of Water Column (ft) (calc)		Calculated Purge Volume	0.82
WL Measurement Date	02/29/2024		

Purge Information

Purge Start Time	14:25	Overall Flow Rate	169
Purge Start Date	02/29/2024	Purging stability met?	Stability primary criteria has been met.

Field Results

Add Remove Refresh | Unlock Autofit | Analytes Show

Time	Vol	FLOW	DTW	TEMP	DO	%-do	SC	PH	ORP	TURB	ET
Fraction	N	N	N	N	N	N	N	N	N	N	N
Unit	L	mL/min	ft	C	mg/L	%	umhos/cm	s.u.	mV	NTU	s
14:29	.9	181	3.62	25.14	0.6	7.3	557	6.62	-96.7	14.5	298
14:32	1.3	161	3.62	25.23	0.37	4.5	563	6.6	-99.6	8.63	149
14:34	1.7	166	3.62	25.33	0.28	3.4	561	6.6	-101.2	7.51	145
14:38	2.4	176	3.62	25.43	0.21	2.6	553	6.61	-102.6	6.13	238
14:40	2.7	142	3.62	25.45	0.19	2.4	549	6.61	-102.9	4.27	127

Sample

Sample Date	02/29/2024	Sample Time	14:40
Location Code	0555C	Storage: Ice in Cooler?	Yes
Sample ID	PIN12-05.2402003-009	Measurement Method	Air Exclusion
Sample Matrix	GW	Sampling Equipment	Peristalitic Pump & Ded Tubing
Arrival Time (24 hr)	14:21	Filtered Y/N	N
Operational Check Date/Time	02/29/2024 07:11 (24hr)	Number of Filters	
Sampler(s)		Filter Pore Size	
Comments			

Field Results Extra

Add Remove Refresh | Unlock Autofit | Analytes Show

Time	Alk_Vol	Titr.	Alk	Phen Alk	Fld Fe-II	Fld Tot Fe	CL-RESID
Fraction	N	N	N	N	N	N	N
Unit	mL	mg/L	mg/L	mg/L	mg/L	mg/L	mg/L

Lab COC & Analysis

New COC Current COC xPIN12-05.2402 | Add Mag/Analyt | COC Manager

Lab: STD

☐ **VOA-A-007, VOAs** ☐ **LMV-08, Dioxane**

MAG	Desc	Container Code	Number of containers	Filtered	Preservative	Container Description	Barcode

Ground Water

Location

Location ID	0561-1	Top of Screen	9
Project Code	LMIDIQ.308.01.02.01.070.CPC22A	Bottom of Screen	18
Project	Pinellas Monitoring	Total Depth	18
Category	PIN CMT	Location Type	WL

Measurement Equipment

Multiparameter ID	EXOC	Other	
Turbidimeter ID	TRB07	Datalogger Present?	No
Water Level ID	WL27	Datalogger Specific	
Alkalinity ID			

Weather

Precipitation	overcast	Air Temperature (°F)	70 to 80
Wind	light		

Water Level and Purge Data

WL Measurement Time (24 hr)	07:45	Estimated Water Level Range	2.21 - 4.22
Water Level (ft) TOC	3.56	Measured Depth of Well (ft)	
Water Level Flag		Casing Diameter (in)	0.375
Purge Calculation Method	Well_l/f	Casing Volumes to Purge	1
Tubing Length (ft)		Drop Tubing Length (ft)	0
Tubing Diameter (in)		Drop Tubing Diameter (in)	0
Bladder Volume (L)		Flow Cell Volume (L)	0
Well Volume (calc)	0.4332	Purge Volume Unit (L or gal)	L
Length of Water Column (ft) (calc)	14.44	Calculated Purge Volume	0.43
WL Measurement Date	03/01/2024		

Purge Information

Purge Start Time	07:54	Overall Flow Rate	326
Purge Start Date	03/01/2024	Purging stability met?	Stability primary criteria has been met.

Field Results

Add Remove Refresh | Unlock Autofit | Analytes Show

Time	Vol	FLOW	DTW	TEMP	DO	%-do	SC	PH	ORP	TURB	ET
Fraction	N	N	N	N	N	N	N	N	N	N	N
Unit	L	mL/min	ft	C	mg/L	%	umhos/cm	s.u.	mV	NTU	s
07:57	1.1	320		24.37	1.54	18.4	477	6.61	-92	53.9	206
07:59	1.9	384		24.48	0.78	9.3	477	6.68	-103.5	22.3	125
08:01	2.3	209		24.48	0.63	7.6	477	6.72	-107.5	18.9	115
08:02	2.9	537		24.48	0.57	6.8	477	6.74	-109.3	17.5	67
08:03	3.2	237		24.52	0.51	6.1	477	6.76	-111.1	15.2	76

Sample

Sample Date	03/01/2024	Sample Time	08:15
Location Code	0561-1	Storage: Ice in Cooler?	Yes
Sample ID	PIN12-05.2402003-010	Measurement Method	Air Exclusion
Sample Matrix	GW	Sampling Equipment	Peristalitic Pump & Ded Tubing
Arrival Time (24 hr)	07:44	Filtered Y/N	N
Operational Check Date/Time	03/01/2024 07:00 (24hr)	Number of Filters	
Sampler(s)		Filter Pore Size	
Comments			

Field Results Extra

Add Remove Refresh | Unlock Autofit | Analytes Show

Time	Alk_Vol	Titr.	Alk	Phen Alk	Fld Fe-II	Fld Tot Fe	CL-RESID
Fraction	N	N	N	N	N	N	N
Unit	mL	mg/L	mg/L	mg/L	mg/L	mg/L	mg/L

Lab COC & Analysis

New COC Current COC xPIN12-05.2402 | Add Mag/Analyt | COC Manager

Lab: STD

☐ **VOA-A-007, VOAs** ☐ **LMV-08, Dioxane**

MAG	Desc	Container Code	Number of containers	Filtered	Preservative	Container Description	Barcode

Ground Water

Location

Location ID	0561-2	Top of Screen	20
Project Code	LMIDIQ.308.01.02.01.070.CPC22A	Bottom of Screen	29
Project	Pinellas Monitoring	Total Depth	29
Category	PIN CMT	Location Type	WL

Measurement Equipment

Multiparameter ID	EXOC	Other	
Turbidimeter ID	TRB07	Datalogger Present?	No
Water Level ID	WL27	Datalogger Specific	
Alkalinity ID			

Weather

Precipitation	overcast	Air Temperature (°F)	70 to 80
Wind	light		

Water Level and Purge Data

WL Measurement Time (24 hr)	07:45	Estimated Water Level Range	2.4 - 4.24
Water Level (ft) TOC	3.61	Measured Depth of Well (ft)	
Water Level Flag		Casing Diameter (in)	0.375
Purge Calculation Method	Well_l/f	Casing Volumes to Purge	1
Tubing Length (ft)		Drop Tubing Length (ft)	0
Tubing Diameter (in)		Drop Tubing Diameter (in)	0
Bladder Volume (L)		Flow Cell Volume (L)	0
Well Volume (calc)	0.7617	Purge Volume Unit (L or gal)	L
Length of Water Column (ft) (calc)	25.39	Calculated Purge Volume	0.76
WL Measurement Date	03/01/2024		

Purge Information

Purge Start Time	08:14	Overall Flow Rate	308
Purge Start Date	03/01/2024	Purging stability met?	Stability primary criteria has been met.

Field Results

Add Remove Refresh | Unlock Autofit | Analytes Show

Time	Vol	FLOW	DTW	TEMP	DO	%-do	SC	PH	ORP	TURB	ET
Fraction	N	N	N	N	N	N	N	N	N	N	N
Unit	L	mL/min	ft	C	mg/L	%	umhos/cm	s.u.	mV	NTU	s
08:17	1.1	332		25.68	0.99	12.2	507	6.67	-38.7	3.68	199
08:18	1.5	273		25.79	1.07	13.1	523	6.65	-39.3	3.04	88
08:20	2	291		25.82	1.21	14.9	534	6.64	-40.5	2.40	103
08:22	2.5	309		25.76	1.33	16.4	541	6.64	-41.5	2.33	97

Sample

Sample Date	03/01/2024	Sample Time	08:30
Location Code	0561-2	Storage: Ice in Cooler?	Yes
Sample ID	PIN12-05.2402003-011	Measurement Method	Air Exclusion
Sample Matrix	GW	Sampling Equipment	Peristalitic Pump & Ded Tubing
Arrival Time (24 hr)	08:10	Filtered Y/N	N
Operational Check Date/Time	03/01/2024 07:00 (24hr)	Number of Filters	
Sampler(s)		Filter Pore Size	
Comments			

Field Results Extra

Add Remove Refresh | Unlock Autofit | Analytes Show

Time	Alk_Vol	Titr.	Alk	Phen Alk	Fld Fe-II	Fld Tot Fe	CL-RESID
Fraction	N	N	N	N	N	N	N
Unit	mL	mg/L	mg/L	mg/L	mg/L	mg/L	mg/L

Lab COC & Analysis

New COC Current COC xPIN12-05.2402 | Add Mag/Analyt | COC Manager

Lab: STD

☐ VOA-A-007, VOAs ☐ LMV-08, Dioxane

MAG	Desc	Container Code	Number of containers	Filtered	Preservative	Container Description	Barcode

Ground Water

Location

Location ID	0561-3	Top of Screen	31
Project Code	LMIDIQ.308.01.02.01.070.CPC22A	Bottom of Screen	40
Project	Pinellas Monitoring	Total Depth	40
Category	PIN CMT	Location Type	WL

Measurement Equipment

Multiparameter ID	EXOC	Other	
Turbidimeter ID	TRB07	Datalogger Present?	No
Water Level ID	WL27	Datalogger Specific	
Alkalinity ID			

Weather

Precipitation	overcast	Air Temperature (°F)	70 to 80
Wind	light		

Water Level and Purge Data

WL Measurement Time (24 hr)	07:45	Estimated Water Level Range	2.47 - 4.25
Water Level (ft) TOC	3.60	Measured Depth of Well (ft)	
Water Level Flag		Casing Diameter (in)	0.375
Purge Calculation Method	Well_l/f	Casing Volumes to Purge	1
Tubing Length (ft)		Drop Tubing Length (ft)	0
Tubing Diameter (in)		Drop Tubing Diameter (in)	0
Bladder Volume (L)		Flow Cell Volume (L)	0
Well Volume (calc)	1.092	Purge Volume Unit (L or gal)	L
Length of Water Column (ft) (calc)	36.40	Calculated Purge Volume	1.09
WL Measurement Date	03/01/2024		

Purge Information

Purge Start Time	08:35	Overall Flow Rate	304
Purge Start Date	03/01/2024	Purging stability met?	Stability primary criteria has been met.

Field Results

Add Remove Refresh | Unlock Autofit | Analytes Show

Time	Vol	FLOW	DTW	TEMP	DO	%-do	SC	PH	ORP	TURB	ET
Fraction	N	N	N	N	N	N	N	N	N	N	N
Unit	L	mL/min	ft	C	mg/L	%	umhos/cm	s.u.	mV	NTU	s
08:39	1.3	320		26.29	0.34	4.2	1059	6.51	-50.2	11.0	244
08:40	1.8	288		26.32	0.26	3.2	1067	6.52	-53.1	13.4	104
08:42	2.3	283		26.32	0.21	2.6	1072	6.52	-54.5	18.6	106

Sample

Sample Date	03/01/2024	Sample Time	08:50
Location Code	0561-3	Storage: Ice in Cooler?	Yes
Sample ID	PIN12-05.2402003-012	Measurement Method	Air Exclusion
Sample Matrix	GW	Sampling Equipment	Peristalitic Pump & Ded Tubing
Arrival Time (24 hr)	08:28	Filtered Y/N	N
Operational Check Date/Time	03/01/2024 07:00 (24hr)	Number of Filters	
Sampler(s)		Filter Pore Size	
Comments			

Field Results Extra

Add Remove Refresh | Unlock Autofit | Analytes Show

Time	Alk_Vol	Titr.	Alk	Phen Alk	Fld Fe-II	Fld Tot Fe	CL-RESID
Fraction	N	N	N	N	N	N	N
Unit	mL	mg/L	mg/L	mg/L	mg/L	mg/L	mg/L

Lab COC & Analysis

New COC Current COC xPIN12-05.2402 | Add Mag/Analyt | COC Manager

Lab: STD

☐ VOA-A-007, VOAs ☐ LMV-08, Dioxane

MAG	Desc	Container Code	Number of containers	Filtered	Preservative	Container Description	Barcode

Groundwater Form
EDGE_DOE_7.20.2_GENERIC_01MAY2021

Ground Water

Location

Location ID	0565-1	Top of Screen	9
Project Code	LMIDIQ.308.01.02.01.070.CPC22A	Bottom of Screen	18
Project	Pinellas Monitoring	Total Depth	18
Category	PIN CMT	Location Type	WL

Measurement Equipment

Multiparameter ID	EXOB	Other	
Turbidimeter ID	TRB01	Datalogger Present?	No
Water Level ID		Datalogger Specific	
Alkalinity ID			

Weather

Precipitation	overcast	Air Temperature (°F)	60 to 70
Wind	light		

Water Level and Purge Data

WL Measurement Time (24 hr)	14:00	Estimated Water Level Range	2.39 - 4.07
Water Level (ft) TOC	3.07	Measured Depth of Well (ft)	
Water Level Flag		Casing Diameter (in)	0.375
Purge Calculation Method	Well_l/f	Casing Volumes to Purge	1
Tubing Length (ft)		Drop Tubing Length (ft)	0
Tubing Diameter (in)		Drop Tubing Diameter (in)	0
Bladder Volume (L)		Flow Cell Volume (L)	0
Well Volume (calc)	0.4479	Purge Volume Unit (L or gal)	L
Length of Water Column (ft) (calc)	14.93	Calculated Purge Volume	0.45
WL Measurement Date	03/04/2024		

Purge Information

Purge Start Time	14:47	Overall Flow Rate	128
Purge Start Date	03/04/2024	Purging stability met?	Stability primary criteria has been met.

Field Results

Add Remove Refresh | Unlock Autofit | Analytes Show

Time		FL	D	T	D	%	SC	P	O	T	I
Fraction	N	N	N	N	N	N	N	N	N	N	N
Unit	L	mL/...	ft	C	m...	%	umh...	s...	mV	N...	s
14:52	0	119		26...	0...	7.2	1067	6.7	-5...	2...	3
14:53	0	109		25...	0...	4.6	1111	6...	-5...	2...	1
14:55	1	120		25...	0...	3.4	1126	6...	-5...	2...	1
14:57	1	166		25...	0...	2.6	1141	6...	-5...	2...	1

Sample

Sample Date	03/04/2024	Sample Time	15:00
Location Code	0565-1	Storage: Ice in Cooler?	Yes
Sample ID	PIN12-05.2402003-013	Measurement Method	Air Exclusion
Sample Matrix	GW	Sampling Equipment	Peristalitic Pump & Ded Tubing
Arrival Time (24 hr)	14:44	Filtered Y/N	N
Operational Check Date/Time	03/04/2024 07:00 (24hr)	Number of Filters	
Sampler(s)		Filter Pore Size	
Comments			

Field Results Extra

Add Remove Refresh | Unlock Autofit | Analytes Show

Time	Alk_Vol	Titr.	Alk	Phen Alk	Fld Fe-II	Fld Tot Fe	CL-RESID
Fraction	N	N	N	N	N	N	N
Unit	mL	mg/L	mg/L	mg/L	mg/L	mg/L	mg/L

Lab COC & Analysis

New COC | Current COC xPIN12-05.2402 | Add Mag/Analyt | COC Manager

Lab: STD

☑ VOA-A-007, VOAs ☑ LMV-08, Dioxane

MAG	Desc	Container Code	Number of containers	Filtered	Preservative	Container Description	Barco
LMV-08, Dioxane							
	LMV-08: 1,4-Dioxane	GLASS 40 ML	1	None	4 C, HCl	40 mL glass	
		Please select					
VOA-A-007, VOAs							
	VOA-A-007: VOAs	GLASS 40 ML	3	None	4 C, HCl	40 mL glass	

Groundwater Form
EDGE_DOE_7.20.2_GENERIC_01MAY2021

Ground Water

Location

Location ID	0565-2	Top of Screen	20
Project Code	LMIDIQ.308.01.02.01.070.CPC22A	Bottom of Screen	29
Project	Pinellas Monitoring	Total Depth	29
Category	PIN CMT	Location Type	WL

Measurement Equipment

Multiparameter ID	EXOB	Other	
Turbidimeter ID	TRB01	Datalogger Present?	No
Water Level ID		Datalogger Specific	
Alkalinity ID			

Weather

Precipitation	overcast	Air Temperature (°F)	60 to 70
Wind	light		

Water Level and Purge Data

WL Measurement Time (24 hr)	14:00	Estimated Water Level Range	2.26 - 3.95
Water Level (ft) TOC	3.18	Measured Depth of Well (ft)	
Water Level Flag		Casing Diameter (in)	0.375
Purge Calculation Method	Well_l/f	Casing Volumes to Purge	1
Tubing Length (ft)		Drop Tubing Length (ft)	0
Tubing Diameter (in)		Drop Tubing Diameter (in)	0
Bladder Volume (L)		Flow Cell Volume (L)	0
Well Volume (calc)	0.7746	Purge Volume Unit (L or gal)	L
Length of Water Column (ft) (calc)	25.82	Calculated Purge Volume	0.77
WL Measurement Date	03/04/2024		

Purge Information

Purge Start Time	14:23	Overall Flow Rate	94
Purge Start Date	03/04/2024	Purging stability met?	Stability primary criteria has been met.

Field Results

Add Remove Refresh | Unlock Autofit | Analytes Show

Time	\	F	D	T	D	%	SC	P	O	T	I
Fraction	N	N	N	N	N	N	N	N	N	N	N
Unit	L	m...	ft	C	m...	%	umho...	s...	mV	N...	s
14:32	0...	91		25...	0....	6.7	1295	6....	-5...	2....	5
14:35	1...	77		25...	0....	5.8	1301	6....	-5...	1....	1
14:37	1...	127		25...	0....	5.2	1307	6....	-5...	2....	1

Sample

Sample Date	03/04/2024	Sample Time	14:40
Location Code	0565-2	Storage: Ice in Cooler?	Yes
Sample ID	PIN12-05.2402003-014	Measurement Method	Air Exclusion
Sample Matrix	GW	Sampling Equipment	Peristalitic Pump & Ded Tubing
Arrival Time (24 hr)	14:18	Filtered Y/N	N
Operational Check Date/Time	03/04/2024 07:00 (24hr)	Number of Filters	
Sampler(s)		Filter Pore Size	
Comments			

Field Results Extra

Add Remove Refresh | Unlock Autofit | Analytes Show

Time	Alk_Vol	Titr.	Alk	Phen Alk	Fld Fe-II	Fld Tot Fe	CL-RESID
Fraction	N	N	N	N	N	N	N
Unit	mL	mg/L	mg/L	mg/L	mg/L	mg/L	mg/L

Lab COC & Analysis

New COC | Current COC xPIN12-05.2402 | Add Mag/Analyt | COC Manager

Lab: STD

☑ VOA-A-007, VOAs ☑ LMV-08, Dioxane

MAG	Desc	Container Code	Number of containers	Filtered	Preservative	Container Description	Barco
LMV-08, Dioxane							
	LMV-08: 1,4-Dioxane	GLASS 40 ML	1	None	4 C, HCl	40 mL glass	
		Please select					
VOA-A-007, VOAs							
	VOA-A-007: VOAs	GLASS 40 ML	3	None	4 C, HCl	40 mL glass	

Groundwater Form
EDGE_DOE_7.20.2_GENERIC_01MAY2021

Ground Water

Location

Location ID	0565-3	Top of Screen	31
Project Code	LMIDIQ.308.01.02.01.070.CPC22A	Bottom of Screen	40
Project	Pinellas Monitoring	Total Depth	40
Category	PIN CMT	Location Type	WL

Measurement Equipment

Multiparameter ID	EXOB	Other	
Turbidimeter ID	TRB01	Datalogger Present?	No
Water Level ID		Datalogger Specific	
Alkalinity ID			

Weather

Precipitation	overcast	Air Temperature (°F)	60 to 70
Wind	light		

Water Level and Purge Data

WL Measurement Time (24 hr)	14:00	Estimated Water Level Range	2.21 - 4.03
Water Level (ft) TOC	2.95	Measured Depth of Well (ft)	
Water Level Flag		Casing Diameter (in)	0.375
Purge Calculation Method	Well_l/f	Casing Volumes to Purge	1
Tubing Length (ft)		Drop Tubing Length (ft)	0
Tubing Diameter (in)		Drop Tubing Diameter (in)	0
Bladder Volume (L)		Flow Cell Volume (L)	0
Well Volume (calc)	1.1115	Purge Volume Unit (L or gal)	L
Length of Water Column (ft) (calc)	37.05	Calculated Purge Volume	1.11
WL Measurement Date	03/04/2024		

Purge Information

Purge Start Time	14:02	Overall Flow Rate	204
Purge Start Date	03/04/2024	Purging stability met?	Stability primary criteria has been met.

Field Results

Add Remove Refresh | Unlock Autofit | Analytes Show

Time	Vol	FLOW	DTW	TEMP	DO	%-do	SC	PH	ORP	TURB	ET
Fraction	N	N	N	N	N	N	N	N	N	N	N
Unit	L	mL/min	ft	C	mg/L	%	umhos/cm	s.u.	mV	NTU	s
14:10	1.5	187		24.76	0.63	7.6	1068	6.98	-66.4	3.76	482
14:11	1.8	205		24.79	0.6	7.3	1072	6.92	-64.8	2.16	88
14:13	2.3	280		24.83	0.52	6.2	1072	6.92	-67	2.75	107

Sample

Sample Date	03/04/2024	Sample Time	14:15
Location Code	0565-3	Storage: Ice in Cooler?	Yes
Sample ID	PIN12-05.2402003-015	Measurement Method	Air Exclusion
Sample Matrix	GW	Sampling Equipment	Peristalitic Pump & Ded Tubing
Arrival Time (24 hr)	14:01	Filtered Y/N	N
Operational Check Date/Time	03/04/2024 07:00 (24hr)	Number of Filters	
Sampler(s)		Filter Pore Size	
Comments			

Field Results Extra

Add Remove Refresh | Unlock Autofit | Analytes Show

Time	Alk_Vol	Titr.	Alk	Phen Alk	Fld Fe-II	Fld Tot Fe	CL-RESID
Fraction	N	N	N	N	N	N	N
Unit	mL	mg/L	mg/L	mg/L	mg/L	mg/L	mg/L

Lab COC & Analysis

New COC | Current COC xPIN12-05.2402 | Add Mag/Analyt | COC Manager

Lab: STD

☑ VOA-A-007, VOAs ☑ LMV-08, Dioxane

MAG	Desc	Container Code	Number of containers	Filtered	Preservative	Container Description	Barco
LMV-08, Dioxane							
	LMV-08: 1,4-Dioxane	GLASS 40 ML	1	None	4 C, HCl	40 mL glass	
		Please select					
VOA-A-007, VOAs							
	VOA-A-007: VOAs	GLASS 40 ML	3	None	4 C, HCl	40 mL glass	

Groundwater Form
EDGE_DOE_7.20.2_GENERIC_01MAY2021

Ground Water

Location

Location ID	0569-1	Top of Screen	9
Project Code	LMIDIQ.308.01.02.01.070.CPC22A	Bottom of Screen	18
Project	Pinellas Monitoring	Total Depth	18
Category	PIN CMT	Location Type	WL

Measurement Equipment

Multiparameter ID	EXOB	Other	
Turbidimeter ID	TRB01	Datalogger Present?	No
Water Level ID		Datalogger Specific	
Alkalinity ID			

Weather

Precipitation	overcast	Air Temperature (°F)	60 to 70
Wind	light		

Water Level and Purge Data

WL Measurement Time (24 hr)	13:50	Estimated Water Level Range	3.67 - 5.36
Water Level (ft) TOC	4.74	Measured Depth of Well (ft)	
Water Level Flag		Casing Diameter (in)	0.375
Purge Calculation Method	Well_l/f	Casing Volumes to Purge	1
Tubing Length (ft)		Drop Tubing Length (ft)	0
Tubing Diameter (in)		Drop Tubing Diameter (in)	0
Bladder Volume (L)		Flow Cell Volume (L)	0
Well Volume (calc)	0.3978	Purge Volume Unit (L or gal)	L
Length of Water Column (ft) (calc)	13.26	Calculated Purge Volume	0.40
WL Measurement Date	03/01/2024		

Purge Information

Purge Start Time	14:35	Overall Flow Rate	167
Purge Start Date	03/01/2024	Purging stability met?	Stability primary criteria has been met.

Field Results

Add Remove Refresh | Unlock Autofit | Analytes Show

Time	Vol	FLOW	DTW	TEMP	DO	%-do	SC	PH	ORP	TURB	ET
Fraction	N	N	N	N	N	N	N	N	N	N	N
Unit	L	mL/min	ft	C	mg/L	%	umhos/cm	s.u.	mV	NTU	s
14:56	3.8	178		25.39	1.3	15.9	2303	6.49	-41.1	7.34	1278
14:58	4.0	110		25.37	1.08	13.2	2306	6.5	-42.9	7.58	109
14:59	4.1	68		25.27	0.99	12.1	2308	6.5	-44	7.14	88

Sample

Sample Date	03/01/2024	Sample Time	15:05
Location Code	0569-1	Storage: Ice in Cooler?	Yes
Sample ID	PIN12-05.2402003-016	Measurement Method	Air Exclusion
Sample Matrix	GW	Sampling Equipment	Peristalitic Pump & Ded Tubing
Arrival Time (24 hr)	14:54	Filtered Y/N	N
Operational Check Date/Time	03/01/2024 07:00 (24hr)	Number of Filters	
Sampler(s)		Filter Pore Size	
Comments			

Field Results Extra

Add Remove Refresh | Unlock Autofit | Analytes Show

Time	Alk_Vol	Titr.	Alk	Phen Alk	Fld Fe-II	Fld Tot Fe	CL-RESID
Fraction	N	N	N	N	N	N	N
Unit	mL	mg/L	mg/L	mg/L	mg/L	mg/L	mg/L

Lab COC & Analysis

New COC | Current COC xPIN12-05.2402 | Add Mag/Analyt | COC Manager

Lab: STD

☐ VOA-A-007, VOAs ☐ LMV-08, Dioxane

MAG	Desc	Container Code	Number of containers	Filtered	Preservative	Container Description	Barcode

Groundwater Form
EDGE_DOE_7.20.2_GENERIC_01MAY2021

Ground Water

Location

Location ID	0569-2	Top of Screen	20
Project Code	LMIDIQ.308.01.02.01.070.CPC22A	Bottom of Screen	29
Project	Pinellas Monitoring	Total Depth	29
Category	PIN CMT	Location Type	WL

Measurement Equipment

Multiparameter ID	EXOB	Other	
Turbidimeter ID	TRB01	Datalogger Present?	No
Water Level ID		Datalogger Specific	
Alkalinity ID			

Weather

Precipitation	overcast	Air Temperature (°F)	60 to 70
Wind	light		

Water Level and Purge Data

WL Measurement Time (24 hr)	13:50	Estimated Water Level Range	3.76 - 5.44
Water Level (ft) TOC	4.77	Measured Depth of Well (ft)	
Water Level Flag		Casing Diameter (in)	0.375
Purge Calculation Method	Well_l/f	Casing Volumes to Purge	1
Tubing Length (ft)		Drop Tubing Length (ft)	0
Tubing Diameter (in)		Drop Tubing Diameter (in)	0
Bladder Volume (L)		Flow Cell Volume (L)	0
Well Volume (calc)	0.7269	Purge Volume Unit (L or gal)	L
Length of Water Column (ft) (calc)	24.23	Calculated Purge Volume	0.73
WL Measurement Date	03/01/2024		

Purge Information

Purge Start Time	14:15	Overall Flow Rate	137
Purge Start Date	03/01/2024	Purging stability met?	Stability primary criteria has been met.

Field Results

Add Remove Refresh | Unlock Autofit | Analytes Show

Time	Vol	FLOW	DTW	TEMP	DO	%-do	SC	PH	ORP	TURB	ET
Fraction	N	N	N	N	N	N	N	N	N	N	N
Unit	L	mL/min	ft	C	mg/L	%	umhos/cm	s.u.	mV	NTU	s
14:44	4	135		26.79	1.5	18.7	934	6.38	-34.5	15.1	1774
14:46	4.4	233		26.86	1.28	16	917	6.37	-34.9	10.1	103
14:48	4.6	90		26.84	1.11	13.9	913	6.37	-36.1	5.28	133

Sample

Sample Date	03/01/2024	Sample Time	14:55
Location Code	0569-2	Storage: Ice in Cooler?	Yes
Sample ID	PIN12-05.2402003-017	Measurement Method	Air Exclusion
Sample Matrix	GW	Sampling Equipment	Peristalitic Pump & Ded Tubing
Arrival Time (24 hr)	14:43	Filtered Y/N	N
Operational Check Date/Time	03/01/2024 07:00 (24hr)	Number of Filters	
Sampler(s)		Filter Pore Size	
Comments			

Field Results Extra

Add Remove Refresh | Unlock Autofit | Analytes Show

Time	Alk_Vol	Titr.	Alk	Phen Alk	Fld Fe-II	Fld Tot Fe	CL-RESID
Fraction	N	N	N	N	N	N	N
Unit	mL	mg/L	mg/L	mg/L	mg/L	mg/L	mg/L

Lab COC & Analysis

New COC | Current COC xPIN12-05.2402 | Add Mag/Analyt | COC Manager

Lab: STD

☐ VOA-A-007, VOAs ☐ LMV-08, Dioxane

MAG	Desc	Container Code	Number of containers	Filtered	Preservative	Container Description	Barcode

Groundwater Form
EDGE_DOE_7.20.2_GENERIC_01MAY2021

Ground Water

Location

Location ID	0569-3	Top of Screen	31
Project Code	LMIDIQ.308.01.02.01.070.CPC22A	Bottom of Screen	40
Project	Pinellas Monitoring	Total Depth	40
Category	PIN CMT	Location Type	WL

Measurement Equipment

Multiparameter ID	EXOB	Other	
Turbidimeter ID	TRB01	Datalogger Present?	No
Water Level ID		Datalogger Specific	
Alkalinity ID			

Weather

Precipitation	overcast	Air Temperature (°F)	60 to 70
Wind	light		

Water Level and Purge Data

WL Measurement Time (24 hr)	13:50	Estimated Water Level Range	3.75 - 5.46
Water Level (ft) TOC	4.78	Measured Depth of Well (ft)	
Water Level Flag		Casing Diameter (in)	0.375
Purge Calculation Method	Well_l/f	Casing Volumes to Purge	1
Tubing Length (ft)		Drop Tubing Length (ft)	0
Tubing Diameter (in)		Drop Tubing Diameter (in)	0
Bladder Volume (L)		Flow Cell Volume (L)	0
Well Volume (calc)	1.0566	Purge Volume Unit (L or gal)	L
Length of Water Column (ft) (calc)	35.22	Calculated Purge Volume	1.06
WL Measurement Date	03/01/2024		

Purge Information

Purge Start Time	14:00	Overall Flow Rate	97
Purge Start Date	03/01/2024	Purging stability met?	Stability primary criteria has been met.

Field Results

Add Remove Refresh | Unlock Autofit | Analytes Show

Time	\	FL	D	T	D	%	SC	P	O	T	I
Fraction	N	N	N	N	N	N	N	N	N	N	N
Unit	L	mL/...	ft	C	m...	%	umh...	s...	mV	N...	s
14:18	1...	76		26...	0....	3.	1213	6....	-34	101	1
14:22	1...	80		26...	0....	2.	1223	6....	-3...	69...	2
14:25	2	104		26...	0....	2.	1221	6....	-4...	49...	1
14:28	2...	99		27...	0....	1.	1220	6....	-4...	28...	1
14:29	2...	247		27...	0....	1.	1221	6....	-4...	21...	7
14:31	2...	142		27...	0....	1.	1222	6....	-4...	16...	1
14:33	3...	155		27...	0....	1.	1222	6....	-46	14...	1
14:36	3...	115		27...	0....	1.	1221	6....	-4...	11...	1

Sample

Sample Date	03/01/2024	Sample Time	14:40
Location Code	0569-3	Storage: Ice in Cooler?	Yes
Sample ID	PIN12-05.2402003-018	Measurement Method	Air Exclusion
Sample Matrix	GW	Sampling Equipment	Peristalitic Pump & Ded Tubing
Arrival Time (24 hr)	13:59	Filtered Y/N	N
Operational Check Date/Time	03/01/2024 07:00 (24hr)	Number of Filters	
Sampler(s)		Filter Pore Size	
Comments			

Field Results Extra

Add Remove Refresh | Unlock Autofit | Analytes Show

Time	Alk_Vol	Titr.	Alk	Phen Alk	Fld Fe-II	Fld Tot Fe	CL-RESID
Fraction	N	N	N	N	N	N	N
Unit	mL	mg/L	mg/L	mg/L	mg/L	mg/L	mg/L

Lab COC & Analysis

New COC | Current COC xPIN12-05.2402 | Add Mag/Analyt | COC Manager

Lab: STD

☐ **VOA-A-007, VOAs** ☐ **LMV-08, Dioxane**

MAG	Desc	Container Code	Number of containers	Filtered	Preservative	Container Description	Barcode

Groundwater Form
EDGE_DOE_7.20.2_GENERIC_01MAY2021

Ground Water

Location

Location ID	0570-1	Top of Screen	9
Project Code	LMIDIQ.308.01.02.01.070.CPC22A	Bottom of Screen	18
Project	Pinellas Monitoring	Total Depth	18
Category	PIN CMT	Location Type	WL

Measurement Equipment

Multiparameter ID	EXOB	Other	
Turbidimeter ID	TRB01	Datalogger Present?	No
Water Level ID		Datalogger Specific	
Alkalinity ID			

Weather

Precipitation	overcast	Air Temperature (°F)	60 to 70
Wind	light		

Water Level and Purge Data

WL Measurement Time (24 hr)	09:00	Estimated Water Level Range	3.74 - 5.71
Water Level (ft) TOC	4.96	Measured Depth of Well (ft)	
Water Level Flag		Casing Diameter (in)	0.375
Purge Calculation Method	Well_l/f	Casing Volumes to Purge	1
Tubing Length (ft)		Drop Tubing Length (ft)	0
Tubing Diameter (in)		Drop Tubing Diameter (in)	0
Bladder Volume (L)		Flow Cell Volume (L)	0
Well Volume (calc)	0.3912	Purge Volume Unit (L or gal)	L
Length of Water Column (ft) (calc)	13.04	Calculated Purge Volume	0.39
WL Measurement Date	03/04/2024		

Purge Information

Purge Start Time	09:54	Overall Flow Rate	183
Purge Start Date	03/04/2024	Purging stability met?	Stability primary criteria has been met.

Field Results

Add Remove Refresh | Unlock Autofit | Analytes Show

Time	\	FL	D	T	D	%	SC	P	O	T	I
Fraction	N	N	N	N	N	N	N	N	N	N	N
Unit	L	mL/...	ft	C	m...	%	umh...	s...	mV	N...	s
09:56	0...	201		24...	0...	5.3	2745	6...	-5...	2...	1
09:58	0...	188		24...	0...	4.4	2759	6...	-5...	2...	6
09:59	1...	141		24...	0...	3.6	2766	6...	-5...	1...	8

Sample

Sample Date	03/04/2024	Sample Time	10:05
Location Code	0570-1	Storage: Ice in Cooler?	Yes
Sample ID	PIN12-05.2402003-019	Measurement Method	Air Exclusion
Sample Matrix	GW	Sampling Equipment	Peristalitic Pump & Ded Tubing
Arrival Time (24 hr)	09:52	Filtered Y/N	N
Operational Check Date/Time	03/04/2024 07:00 (24hr)	Number of Filters	
Sampler(s)		Filter Pore Size	
Comments			

Field Results Extra

Add Remove Refresh | Unlock Autofit | Analytes Show

Time	Alk_Vol	Titr.	Alk	Phen Alk	Fld Fe-II	Fld Tot Fe	CL-RESID
Fraction	N	N	N	N	N	N	N
Unit	mL	mg/L	mg/L	mg/L	mg/L	mg/L	mg/L

Lab COC & Analysis

New COC | Current COC xPIN12-05.2402 | Add Mag/Analyt | COC Manager

Lab: STD

☑ VOA-A-007, VOAs ☑ LMV-08, Dioxane

MAG	Desc	Container Code	Number of containers	Filtered	Preservative	Container Description	Barcode
LMV-...							
	LM...	GLASS 40 ML	1	None	4 C, HCl	40 mL glass	
		Please select					
VOA-...							
	VO...	GLASS 40 ML	3	None	4 C, HCl	40 mL glass	
		Please select					

Groundwater Form
EDGE_DOE_7.20.2_GENERIC_01MAY2021

Ground Water

Location

Location ID	0570-2	Top of Screen	20
Project Code	LMIDIQ.308.01.02.01.070.CPC22A	Bottom of Screen	29
Project	Pinellas Monitoring	Total Depth	29
Category	PIN CMT	Location Type	WL

Measurement Equipment

Multiparameter ID	EXOB	Other	
Turbidimeter ID	TRB01	Datalogger Present?	No
Water Level ID		Datalogger Specific	
Alkalinity ID			

Weather

Precipitation	overcast	Air Temperature (°F)	60 to 70
Wind	light		

Water Level and Purge Data

WL Measurement Time (24 hr)	09:00	Estimated Water Level Range	3.83 - 5.77
Water Level (ft) TOC	4.98	Measured Depth of Well (ft)	
Water Level Flag		Casing Diameter (in)	0.375
Purge Calculation Method	Well_l/f	Casing Volumes to Purge	1
Tubing Length (ft)		Drop Tubing Length (ft)	0
Tubing Diameter (in)		Drop Tubing Diameter (in)	0
Bladder Volume (L)		Flow Cell Volume (L)	0
Well Volume (calc)	0.7206	Purge Volume Unit (L or gal)	L
Length of Water Column (ft) (calc)	24.02	Calculated Purge Volume	0.72
WL Measurement Date	03/04/2024		

Purge Information

Purge Start Time	09:32	Overall Flow Rate	111
Purge Start Date	03/04/2024	Purging stability met?	Stability primary criteria has been met.

Field Results

Add Remove Refresh | Unlock Autofit | Analytes Show

Time	Vol	FLOW	DTW	TEMP	DO	%-do	SC	PH	ORP	TURB	ET
Fraction	N	N	N	N	N	N	N	N	N	N	N
Unit	L	mL/min	ft	C	mg/L	%	umhos/cm	s.u.	mV	NTU	s
09:40	0.8	93		25.35	0.43	5.2	2313	6.53	-70.6	2.30	516
09:42	1.2	203		25.41	0.35	4.3	2290	6.53	-73.5	4.02	118
09:44	1.4	96		25.43	0.3	3.7	2254	6.53	-75.7	1.68	125

Sample

Sample Date	03/04/2024	Sample Time	09:50
Location Code	0570-2	Storage: Ice in Cooler?	Yes
Sample ID	PIN12-05.2402003-020	Measurement Method	Air Exclusion
Sample Matrix	GW	Sampling Equipment	Peristalitic Pump & Ded Tubing
Arrival Time (24 hr)	09:28	Filtered Y/N	N
Operational Check Date/Time	03/04/2024 07:00 (24hr)	Number of Filters	
Sampler(s)		Filter Pore Size	
Comments			

Field Results Extra

Add Remove Refresh | Unlock Autofit | Analytes Show

Time	Alk_Vol	Titr.	Alk	Phen Alk	Fld Fe-II	Fld Tot Fe	CL-RESID
Fraction	N	N	N	N	N	N	N
Unit	mL	mg/L	mg/L	mg/L	mg/L	mg/L	mg/L

Lab COC & Analysis

New COC | Current COC xPIN12-05.2402 | Add Mag/Analyt | COC Manager

Lab: STD

☑ VOA-A-007, VOAs ☑ LMV-08, Dioxane

MAG	Desc	Container Code	Number of containers	Filtered	Preservative	Container Description	Barco
LMV-08, Dioxane							
	LMV-08: 1,4-Dioxane	GLASS 40 ML	1	None	4 C, HCl	40 mL glass	
		Please select					
VOA-A-007, VOAs							
	VOA-A-007: VOAs	GLASS 40 ML	3	None	4 C, HCl	40 mL glass	

Groundwater Form
EDGE_DOE_7.20.2_GENERIC_01MAY2021

Ground Water

Location

Location ID	0570-3	Top of Screen	31
Project Code	LMIDIQ.308.01.02.01.070.CPC22A	Bottom of Screen	40
Project	Pinellas Monitoring	Total Depth	40
Category	PIN CMT	Location Type	WL

Measurement Equipment

Multiparameter ID	EXOB	Other	
Turbidimeter ID	TRB01	Datalogger Present?	No
Water Level ID		Datalogger Specific	
Alkalinity ID			

Weather

Precipitation	overcast	Air Temperature (°F)	60 to 70
Wind	light		

Water Level and Purge Data

WL Measurement Time (24 hr)	09:00	Estimated Water Level Range	3.84 - 5.79
Water Level (ft) TOC	4.99	Measured Depth of Well (ft)	
Water Level Flag		Casing Diameter (in)	0.375
Purge Calculation Method	Well_l/f	Casing Volumes to Purge	1
Tubing Length (ft)		Drop Tubing Length (ft)	0
Tubing Diameter (in)		Drop Tubing Diameter (in)	0
Bladder Volume (L)		Flow Cell Volume (L)	0
Well Volume (calc)	1.0503	Purge Volume Unit (L or gal)	L
Length of Water Column (ft) (calc)	35.01	Calculated Purge Volume	1.05
WL Measurement Date	03/04/2024		

Purge Information

Purge Start Time	09:05	Overall Flow Rate	191
Purge Start Date	03/04/2024	Purging stability met?	Stability primary criteria has been met.

Field Results

Add Remove Refresh | Unlock Autofit | Analytes Show

Time	Vol	FLOW	DTW	TEMP	DO	%-do	SC	PH	ORP	TURB	ET
Fraction	N	N	N	N	N	N	N	N	N	N	N
Unit	L	mL/min	ft	C	mg/L	%	umhos/cm	s.u.	mV	NTU	s
09:15	2.1	194		25.9	0.47	5.8	1502	6.39	-85.5	5.48	651
09:17	2.4	186		25.97	0.35	4.4	1518	6.39	-84.2	5.56	97
09:19	2.7	184		26.02	0.38	4.7	1516	6.4	-82.3	4.38	98

Sample

Sample Date	03/04/2024	Sample Time	09:25
Location Code	0570-3	Storage: Ice in Cooler?	Yes
Sample ID	PIN12-05.2402003-021	Measurement Method	Air Exclusion
Sample Matrix	GW	Sampling Equipment	Peristalitic Pump & Ded Tubing
Arrival Time (24 hr)	09:14	Filtered Y/N	N
Operational Check Date/Time	03/04/2024 07:00 (24hr)	Number of Filters	
Sampler(s)		Filter Pore Size	
Comments			

Field Results Extra

Add Remove Refresh | Unlock Autofit | Analytes Show

Time	Alk_Vol	Titr.	Alk	Phen Alk	Fld Fe-II	Fld Tot Fe	CL-RESID
Fraction	N	N	N	N	N	N	N
Unit	mL	mg/L	mg/L	mg/L	mg/L	mg/L	mg/L

Lab COC & Analysis

New COC | Current COC xPIN12-05.2402 | Add Mag/Analyt | COC Manager

Lab: STD

☑ VOA-A-007, VOAs ☑ LMV-08, Dioxane

MAG	Desc	Container Code	Number of containers	Filtered	Preservative	Container Description	Barco
LMV-08, Dioxane							
	LMV-08: 1,4-Dioxane	GLASS 40 ML	1	None	4 C, HCl	40 mL glass	
		Please select					
VOA-A-007, VOAs							
	VOA-A-007: VOAs	GLASS 40 ML	3	None	4 C, HCl	40 mL glass	

Groundwater Form
EDGE_DOE_7.20.2_GENERIC_01MAY2021

Ground Water

Location

Location ID	0572-1	Top of Screen	9
Project Code	LMIDIQ.308.01.02.01.070.CPC22A	Bottom of Screen	18
Project	Pinellas Monitoring	Total Depth	18
Category	PIN CMT	Location Type	WL

Measurement Equipment

Multiparameter ID	EXOB	Other	
Turbidimeter ID	TRB01	Datalogger Present?	No
Water Level ID		Datalogger Specific	
Alkalinity ID			

Weather

Precipitation	overcast	Air Temperature (°F)	60 to 70
Wind	light		

Water Level and Purge Data

WL Measurement Time (24 hr)	10:25	Estimated Water Level Range	1.73 - 3.68
Water Level (ft) TOC	2.72	Measured Depth of Well (ft)	
Water Level Flag		Casing Diameter (in)	0.375
Purge Calculation Method	Well_l/f	Casing Volumes to Purge	1
Tubing Length (ft)		Drop Tubing Length (ft)	0
Tubing Diameter (in)		Drop Tubing Diameter (in)	0
Bladder Volume (L)		Flow Cell Volume (L)	0
Well Volume (calc)	0.4584	Purge Volume Unit (L or gal)	L
Length of Water Column (ft) (calc)	15.28	Calculated Purge Volume	0.46
WL Measurement Date	03/04/2024		

Purge Information

Purge Start Time	10:42	Overall Flow Rate	177
Purge Start Date	03/04/2024	Purging stability met?	Stability primary criteria has been met.

Field Results

Add Remove Refresh | Unlock Autofit | Analytes Show

Time	\	FL	D	T	D	%	SC	P	O	T	I
Fraction	N	N	N	N	N	N	N	N	N	N	N
Unit	L	mL/...	ft	C	m...	%	umho...	s...	mV	N...	s
10:45	0...	146		23...	0.5	5.9	1013	6....	-7...	3...	2
10:46	0...	269		23...	0....	4.3	1025	6....	-7...	2...	6
10:48	1...	120		23...	0....	3.3	1033	6....	-8...	1...	1
10:49	1...	237		23...	0....	2.7	1033	6....	-8...	9...	7
10:50	1...	197		23...	0....	2.5	1033	6....	-8...	6...	6

Sample

Sample Date	03/04/2024	Sample Time	11:00
Location Code	0572-1	Storage: Ice in Cooler?	Yes
Sample ID	PIN12-05.2402003-022	Measurement Method	Air Exclusion
Sample Matrix	GW	Sampling Equipment	Peristalitic Pump & Ded Tubing
Arrival Time (24 hr)	10:41	Filtered Y/N	N
Operational Check Date/Time	03/04/2024 07:00 (24hr)	Number of Filters	
Sampler(s)		Filter Pore Size	
Comments			

Field Results Extra

Add Remove Refresh | Unlock Autofit | Analytes Show

Time	Alk_Vol	Titr.	Alk	Phen Alk	Fld Fe-II	Fld Tot Fe	CL-RESID
Fraction	N	N	N	N	N	N	N
Unit	mL	mg/L	mg/L	mg/L	mg/L	mg/L	mg/L

Lab COC & Analysis

New COC | Current COC xPIN12-05.2402 | Add Mag/Analyt | COC Manager

Lab: STD

☑ VOA-A-007, VOAs ☑ LMV-08, Dioxane

MAG	Desc	Container Code	Number of containers	Filtered	Preservative	Container Description	Barco
LMV-08, Dioxane							
	LMV-08: 1,4-Dioxane	GLASS 40 ML	1	None	4 C, HCl	40 mL glass	
		Please select					
VOA-A-007, VOAs							
	VOA-A-007: VOAs	GLASS 40 ML	3	None	4 C, HCl	40 mL glass	

Groundwater Form
EDGE_DOE_7.20.2_GENERIC_01MAY2021

Ground Water

Location

Location ID	0572-2	Top of Screen	20
Project Code	LMIDIQ.308.01.02.01.070.CPC22A	Bottom of Screen	29
Project	Pinellas Monitoring	Total Depth	29
Category	PIN CMT	Location Type	WL

Measurement Equipment

Multiparameter ID	EXOB	Other	
Turbidimeter ID	TRB01	Datalogger Present?	No
Water Level ID		Datalogger Specific	
Alkalinity ID			

Weather

Precipitation	overcast	Air Temperature (°F)	60 to 70
Wind	light		

Water Level and Purge Data

WL Measurement Time (24 hr)	10:25	Estimated Water Level Range	1.66 - 3.68
Water Level (ft) TOC	2.72	Measured Depth of Well (ft)	
Water Level Flag		Casing Diameter (in)	0.375
Purge Calculation Method	Well_l/f	Casing Volumes to Purge	1
Tubing Length (ft)		Drop Tubing Length (ft)	0
Tubing Diameter (in)		Drop Tubing Diameter (in)	0
Bladder Volume (L)		Flow Cell Volume (L)	0
Well Volume (calc)	0.7884	Purge Volume Unit (L or gal)	L
Length of Water Column (ft) (calc)	26.28	Calculated Purge Volume	0.79
WL Measurement Date	03/04/2024		

Purge Information

Purge Start Time	10:30	Overall Flow Rate	245
Purge Start Date	03/04/2024	Purging stability met?	Stability primary criteria has been met.

Field Results

Add Remove Refresh | Unlock Autofit | Analytes Show

Time	\	FL	D	T	D	%	SC	P	O	T	
Fraction	N	N	N	N	N	N	N	N	N	N	N
Unit	L	mL/...	ft	C	m...	%	umho...	s...	mV	N...	s
10:33	0...	233		24...	0....	4.5	1324	6....	-5...	3....	2
10:34	1...	228		24...	0.3	3.6	1321	6....	-5...	3....	7
10:35	1...	310		24...	0....	3	1322	6....	-5...	4....	5

Sample

Sample Date	03/04/2024	Sample Time	10:40
Location Code	0572-2	Storage: Ice in Cooler?	Yes
Sample ID	PIN12-05.2402003-023	Measurement Method	Air Exclusion
Sample Matrix	GW	Sampling Equipment	Peristalitic Pump & Ded Tubing
Arrival Time (24 hr)	10:25	Filtered Y/N	N
Operational Check Date/Time	03/04/2024 07:00 (24hr)	Number of Filters	
Sampler(s)		Filter Pore Size	
Comments			

Field Results Extra

Add Remove Refresh | Unlock Autofit | Analytes Show

Time	Alk_Vol	Titr.	Alk	Phen Alk	Fld Fe-II	Fld Tot Fe	CL-RESID
Fraction	N	N	N	N	N	N	N
Unit	mL	mg/L	mg/L	mg/L	mg/L	mg/L	mg/L

Lab COC & Analysis

New COC | Current COC xPIN12-05.2402 | Add Mag/Analyt | COC Manager

Lab: STD

☑ VOA-A-007, VOAs ☑ LMV-08, Dioxane

MAG	Desc	Container Code	Number of containers	Filtered	Preservative	Container Description	Barco
LMV-08, Dioxane							
	LMV-08: 1,4-Dioxane	GLASS 40 ML	1	None	4 C, HCl	40 mL glass	
		Please select					
VOA-A-007, VOAs							
	VOA-A-007: VOAs	GLASS 40 ML	3	None	4 C, HCl	40 mL glass	

Groundwater Form
EDGE_DOE_7.20.2_GENERIC_01MAY2021

Ground Water

Location

Location ID	0573-1	Top of Screen	9
Project Code	LMIDIQ.308.01.02.01.070.CPC22A	Bottom of Screen	18
Project	Pinellas Monitoring	Total Depth	18
Category	PIN CMT	Location Type	WL

Measurement Equipment

Multiparameter ID	EXOB	Other	
Turbidimeter ID	TRB01	Datalogger Present?	No
Water Level ID		Datalogger Specific	
Alkalinity ID			

Weather

Precipitation	overcast	Air Temperature (°F)	60 to 70
Wind	light		

Water Level and Purge Data

WL Measurement Time (24 hr)	12:35	Estimated Water Level Range	1.58 - 3.5
Water Level (ft) TOC	2.60	Measured Depth of Well (ft)	
Water Level Flag		Casing Diameter (in)	0.375
Purge Calculation Method	Well_l/f	Casing Volumes to Purge	1
Tubing Length (ft)		Drop Tubing Length (ft)	0
Tubing Diameter (in)		Drop Tubing Diameter (in)	0
Bladder Volume (L)		Flow Cell Volume (L)	0
Well Volume (calc)	0.462	Purge Volume Unit (L or gal)	L
Length of Water Column (ft) (calc)	15.40	Calculated Purge Volume	0.46
WL Measurement Date	03/04/2024		

Purge Information

Purge Start Time	13:29	Overall Flow Rate	143
Purge Start Date	03/04/2024	Purging stability met?	Stability primary criteria has been met.

Field Results

Add Remove Refresh | Unlock Autofit | Analytes Show

Time	Vol	FLOW	DTW	TEMP	DO	%-do	SC	PH	ORP	TURB	ET
Fraction	N	N	N	N	N	N	N	N	N	N	N
Unit	L	mL/min	ft	C	mg/L	%	umhos/cm	s.u.	mV	NTU	s
13:32	0.5	132		28.38	0.43	5.5	1431	6.6	-54.8	15.8	227
13:33	0.7	179		28.39	0.39	5	1443	6.6	-56.1	9.90	67
13:35	1.0	144		28.41	0.3	3.9	1455	6.6	-58.4	7.11	125

Sample

Sample Date	03/04/2024	Sample Time	13:40
Location Code	0573-1	Storage: Ice in Cooler?	Yes
Sample ID	PIN12-05.2402003-024	Measurement Method	Air Exclusion
Sample Matrix	GW	Sampling Equipment	Peristalitic Pump & Ded Tubing
Arrival Time (24 hr)	13:26	Filtered Y/N	N
Operational Check Date/Time	03/04/2024 07:00 (24hr)	Number of Filters	
Sampler(s)		Filter Pore Size	
Comments			

Field Results Extra

Add Remove Refresh | Unlock Autofit | Analytes Show

Time	Alk_Vol	Titr.	Alk	Phen Alk	Fld Fe-II	Fld Tot Fe	CL-RESID
Fraction	N	N	N	N	N	N	N
Unit	mL	mg/L	mg/L	mg/L	mg/L	mg/L	mg/L

Lab COC & Analysis

New COC | Current COC xPIN12-05.2402 | Add Mag/Analyt | COC Manager

Lab: STD

☑ VOA-A-007, VOAs ☑ LMV-08, Dioxane

MAG	Desc	Container Code	Number of containers	Filtered	Preservative	Container Description	Barco
LMV-08, Dioxane							
	LMV-08: 1,4-Dioxane	GLASS 40 ML	1	None	4 C, HCl	40 mL glass	
		Please select					
VOA-A-007, VOAs							
	VOA-A-007: VOAs	GLASS 40 ML	3	None	4 C, HCl	40 mL glass	

Groundwater Form
EDGE_DOE_7.20.2_GENERIC_01MAY2021

Ground Water

Location

Location ID	0573-2	Top of Screen	20
Project Code	LMIDIQ.308.01.02.01.070.CPC22A	Bottom of Screen	29
Project	Pinellas Monitoring	Total Depth	29
Category	PIN CMT	Location Type	WL

Measurement Equipment

Multiparameter ID	EXOB	Other	
Turbidimeter ID	TRB01	Datalogger Present?	No
Water Level ID		Datalogger Specific	
Alkalinity ID			

Weather

Precipitation	overcast	Air Temperature (°F)	60 to 70
Wind	light		

Water Level and Purge Data

WL Measurement Time (24 hr)	12:35	Estimated Water Level Range	1.6 - 3.48
Water Level (ft) TOC	2.68	Measured Depth of Well (ft)	
Water Level Flag		Casing Diameter (in)	0.375
Purge Calculation Method	Well_l/f	Casing Volumes to Purge	1
Tubing Length (ft)		Drop Tubing Length (ft)	0
Tubing Diameter (in)		Drop Tubing Diameter (in)	0
Bladder Volume (L)		Flow Cell Volume (L)	0
Well Volume (calc)	0.7896	Purge Volume Unit (L or gal)	L
Length of Water Column (ft) (calc)	26.32	Calculated Purge Volume	0.79
WL Measurement Date	03/04/2024		

Purge Information

Purge Start Time	13:04	Overall Flow Rate	171
Purge Start Date	03/04/2024	Purging stability met?	Stability primary criteria has been met.

Field Results

Add Remove Refresh | Unlock Autofit | Analytes Show

Time	Vol	FLOW	DTW	TEMP	DO	%-do	SC	PH	ORP	TURB	ET
Fraction	N	N	N	N	N	N	N	N	N	N	N
Unit	L	mL/min	ft	C	mg/L	%	umhos/cm	s.u.	mV	NTU	s
13:08	0.8	162		28.92	0.33	4.3	1441	6.45	-56.9	1.34	297
13:10	1.1	191		28.99	0.27	3.6	1435	6.44	-56.5	1.38	94
13:12	1.5	179		28.92	0.21	2.8	1428	6.43	-56.7	1.73	134

Sample

Sample Date	03/04/2024	Sample Time	13:20
Location Code	0573-2	Storage: Ice in Cooler?	Yes
Sample ID	PIN12-05.2402003-025	Measurement Method	Air Exclusion
Sample Matrix	GW	Sampling Equipment	Peristalitic Pump & Ded Tubing
Arrival Time (24 hr)	13:01	Filtered Y/N	N
Operational Check Date/Time	03/04/2024 07:00 (24hr)	Number of Filters	
Sampler(s)		Filter Pore Size	
Comments			

Field Results Extra

Add Remove Refresh | Unlock Autofit | Analytes Show

Time	Alk_Vol	Titr.	Alk	Phen Alk	Fld Fe-II	Fld Tot Fe	CL-RESID
Fraction	N	N	N	N	N	N	N
Unit	mL	mg/L	mg/L	mg/L	mg/L	mg/L	mg/L

Lab COC & Analysis

New COC | Current COC xPIN12-05.2402 | Add Mag/Analyt | COC Manager

Lab: STD

☑ VOA-A-007, VOAs ☑ LMV-08, Dioxane

MAG	Desc	Container Code	Number of containers	Filtered	Preservative	Container Description	Barco
LMV-08, Dioxane							
	LMV-08: 1,4-Dioxane	GLASS 40 ML	6	None	4 C, HCl	40 mL glass	
		Please select					
VOA-A-007, VOAs							
	VOA-A-007: VOAs	GLASS 40 ML	6	None	4 C, HCl	40 mL glass	

Groundwater Form
EDGE_DOE_7.20.2_GENERIC_01MAY2021

Ground Water

Location

Location ID	0573-3	Top of Screen	31
Project Code	LMIDIQ.308.01.02.01.070.CPC22A	Bottom of Screen	40
Project	Pinellas Monitoring	Total Depth	40
Category	PIN CMT	Location Type	WL

Measurement Equipment

Multiparameter ID	EXOB	Other	
Turbidimeter ID	TRB01	Datalogger Present?	No
Water Level ID		Datalogger Specific	
Alkalinity ID			

Weather

Precipitation	overcast	Air Temperature (°F)	60 to 70
Wind	light		

Water Level and Purge Data

WL Measurement Time (24 hr)	12:35	Estimated Water Level Range	1.62 - 3.53
Water Level (ft) TOC	2.66	Measured Depth of Well (ft)	
Water Level Flag		Casing Diameter (in)	0.375
Purge Calculation Method	Well_l/f	Casing Volumes to Purge	1
Tubing Length (ft)		Drop Tubing Length (ft)	0
Tubing Diameter (in)		Drop Tubing Diameter (in)	0
Bladder Volume (L)		Flow Cell Volume (L)	0
Well Volume (calc)	1.1202	Purge Volume Unit (L or gal)	L
Length of Water Column (ft) (calc)	37.34	Calculated Purge Volume	1.12
WL Measurement Date	03/04/2024		

Purge Information

Purge Start Time	12:44	Overall Flow Rate	153
Purge Start Date	03/04/2024	Purging stability met?	Stability primary criteria has been met.

Field Results

Add Remove Refresh | Unlock Autofit | Analytes Show

Time	Vol	FLOW	DTW	TEMP	DO	%-do	SC	PH	ORP	TURB	ET
Fraction	N	N	N	N	N	N	N	N	N	N	N
Unit	L	mL/min	ft	C	mg/L	%	umhos/cm	s.u.	mV	NTU	s
12:51	1.2	168		28.99	0.37	4.9	1451	6.61	-56.1	5.03	428
12:53	1.5	134		28.93	0.31	4	1457	6.61	-57.8	2.56	134
12:55	1.8	123		28.92	0.26	3.4	1455	6.61	-59.2	3.11	146

Sample

Sample Date	03/04/2024	Sample Time	13:05
Location Code	0573-3	Storage: Ice in Cooler?	Yes
Sample ID	PIN12-05.2402003-026	Measurement Method	Air Exclusion
Sample Matrix	GW	Sampling Equipment	Peristalitic Pump & Ded Tubing
Arrival Time (24 hr)	12:38	Filtered Y/N	N
Operational Check Date/Time	03/04/2024 07:00 (24hr)	Number of Filters	
Sampler(s)		Filter Pore Size	
Comments			

Field Results Extra

Add Remove Refresh | Unlock Autofit | Analytes Show

Time	Alk_Vol	Titr.	Alk	Phen Alk	Fld Fe-II	Fld Tot Fe	CL-RESID
Fraction	N	N	N	N	N	N	N
Unit	mL	mg/L	mg/L	mg/L	mg/L	mg/L	mg/L

Lab COC & Analysis

New COC | Current COC xPIN12-05.2402 | Add Mag/Analyt | COC Manager

Lab: STD

☑ VOA-A-007, VOAs ☑ LMV-08, Dioxane

MAG	Desc	Container Code	Number of containers	Filtered	Preservative	Container Description	Barco
LMV-08, Dioxane							
	LMV-08: 1,4-Dioxane	GLASS 40 ML	1	None	4 C, HCl	40 mL glass	
		Please select					
VOA-A-007, VOAs							
	VOA-A-007: VOAs	GLASS 40 ML	3	None	4 C, HCl	40 mL glass	

Groundwater Form
EDGE_DOE_7.20.2_GENERIC_01MAY2021

Ground Water

Location

Location ID	0574-1	Top of Screen	9
Project Code	LMIDIQ.308.01.02.01.070.CPC22A	Bottom of Screen	18
Project	Pinellas Monitoring	Total Depth	18
Category	PIN CMT	Location Type	WL

Measurement Equipment

Multiparameter ID	EXOB	Other	
Turbidimeter ID	TRB01	Datalogger Present?	No
Water Level ID		Datalogger Specific	
Alkalinity ID			

Weather

Precipitation	overcast	Air Temperature (°F)	60 to 70
Wind	light		

Water Level and Purge Data

WL Measurement Time (24 hr)	15:20	Estimated Water Level Range	4.03 - 5.29
Water Level (ft) TOC	4.60	Measured Depth of Well (ft)	
Water Level Flag		Casing Diameter (in)	0.375
Purge Calculation Method	Well_l/f	Casing Volumes to Purge	1
Tubing Length (ft)		Drop Tubing Length (ft)	0
Tubing Diameter (in)		Drop Tubing Diameter (in)	0
Bladder Volume (L)		Flow Cell Volume (L)	0
Well Volume (calc)	0.402	Purge Volume Unit (L or gal)	L
Length of Water Column (ft) (calc)	13.40	Calculated Purge Volume	0.40
WL Measurement Date	03/05/2024		

Purge Information

Purge Start Time	08:55	Overall Flow Rate	111
Purge Start Date	03/05/2024	Purging stability met?	Stability primary criteria has been met.

Field Results

Add Remove Refresh | Unlock Autofit | Analytes Show

Time	\	FL	I	T	D	%	SC	P	O	T	I
Fraction	N	N	N	N	N	N	N	N	N	N	N
Unit	L	mL/...	ft	C	m...	%	umho...	s...	mV	N...	s
09:00	0...	85		25...	1...	1...	1344	6...	-6...	112	3
09:02	0...	171		25...	1.2	1...	1342	6...	-7...	52...	7
09:03	0...	197		25...	0...	1...	1343	6...	-7...	27...	6
09:04	1...	82		25...	0...	8.1	1347	6...	-7...	16...	7
09:05	1...	148		25...	0...	5.7	1355	6...	-7...	15...	8
09:06	1...	90		25...	0...	4.7	1362	6...	-7...	11...	6

Sample

Sample Date	03/05/2024	Sample Time	09:10
Location Code	0574-1	Storage: Ice in Cooler?	Yes
Sample ID	PIN12-05.2402003-027	Measurement Method	Air Exclusion
Sample Matrix	GW	Sampling Equipment	Peristalitic Pump & Ded Tubing
Arrival Time (24 hr)	08:59	Filtered Y/N	N
Operational Check Date/Time	03/05/2024 08:00 (24hr)	Number of Filters	
Sampler(s)		Filter Pore Size	
Comments			

Field Results Extra

Add Remove Refresh | Unlock Autofit | Analytes Show

Time	Alk_Vol	Titr.	Alk	Phen Alk	Fld Fe-II	Fld Tot Fe	CL-RESID
Fraction	N	N	N	N	N	N	N
Unit	mL	mg/L	mg/L	mg/L	mg/L	mg/L	mg/L

Lab COC & Analysis

New COC | Current COC xPIN12-05.2402 | Add Mag/Analyt | COC Manager

Lab: STD

☑ VOA-A-007, VOAs ☑ LMV-08, Dioxane

MAG	Desc	Container Code	Number of containers	Filtered	Preservative	Container Description	Barco
LMV-08, Dioxane							
	LMV-08: 1,4-Dioxane	GLASS 40 ML	1	None	4 C, HCl	40 mL glass	
		Please select					
VOA-A-007, VOAs							
	VOA-A-007: VOAs	GLASS 40 ML	3	None	4 C, HCl	40 mL glass	

Groundwater Form
EDGE_DOE_7.20.2_GENERIC_01MAY2021

Ground Water

Location

Location ID	0574-2	Top of Screen	20
Project Code	LMIDIQ.308.01.02.01.070.CPC22A	Bottom of Screen	29
Project	Pinellas Monitoring	Total Depth	29
Category	PIN CMT	Location Type	WL

Measurement Equipment

Multiparameter ID	EXOB	Other	
Turbidimeter ID	TRB01	Datalogger Present?	No
Water Level ID		Datalogger Specific	
Alkalinity ID			

Weather

Precipitation	overcast	Air Temperature (°F)	60 to 70
Wind	light		

Water Level and Purge Data

WL Measurement Time (24 hr)	15:20	Estimated Water Level Range	3.77 - 5.22
Water Level (ft) TOC	4.51	Measured Depth of Well (ft)	
Water Level Flag		Casing Diameter (in)	0.375
Purge Calculation Method	Well_l/f	Casing Volumes to Purge	1
Tubing Length (ft)		Drop Tubing Length (ft)	0
Tubing Diameter (in)		Drop Tubing Diameter (in)	0
Bladder Volume (L)		Flow Cell Volume (L)	0
Well Volume (calc)	0.7347	Purge Volume Unit (L or gal)	L
Length of Water Column (ft) (calc)	24.49	Calculated Purge Volume	0.73
WL Measurement Date	03/04/2024		

Purge Information

Purge Start Time	08:51	Overall Flow Rate	187
Purge Start Date	03/05/2024	Purging stability met?	Stability primary criteria has been met.

Field Results

Add Remove Refresh | Unlock Autofit | Analytes Show

Time	\	FL	D	T	D	%	SC	P	O	T	I
Fraction	N	N	N	N	N	N	N	N	N	N	N
Unit	L	mL/...	ft	C	m...	%	umho...	s...	mV	N...	s
08:55	0...	173		2...	0....	6.1	1327	6....	-4...	312	2
08:57	1...	141		2...	0....	4.7	1332	6....	-4...	256	8
09:12	4...	219		2...	0....	9.3	1371	6....	-7...	15...	9
09:14	4...	92		2...	0....	4.8	1355	6....	-4...	22...	1
09:15	4...	124		2...	0....	3.1	1346	6.2	-3...	19...	9
09:16	5...	281		2...	0.2	2.5	1342	6....	-3...	15...	6
09:18	5...	107		2...	0....	1.9	1332	6....	-3...	7....	1

Sample

Sample Date	03/05/2024	Sample Time	09:20
Location Code	0574-2	Storage: Ice in Cooler?	Yes
Sample ID	PIN12-05.2402003-028	Measurement Method	Air Exclusion
Sample Matrix	GW	Sampling Equipment	Peristalitic Pump & Ded Tubing
Arrival Time (24 hr)	08:46	Filtered Y/N	N
Operational Check Date/Time	03/05/2024 08:00 (24hr)	Number of Filters	
Sampler(s)		Filter Pore Size	
Comments			

Field Results Extra

Add Remove Refresh | Unlock Autofit | Analytes Show

Time	Alk_Vol	Titr.	Alk	Phen Alk	Fld Fe-II	Fld Tot Fe	CL-RESID
Fraction	N	N	N	N	N	N	N
Unit	mL	mg/L	mg/L	mg/L	mg/L	mg/L	mg/L

Lab COC & Analysis

New COC | Current COC xPIN12-05.2402 | Add Mag/Analyt | COC Manager

Lab: STD

☑ VOA-A-007, VOAs ☑ LMV-08, Dioxane

MAG	Desc	Container Code	Number of containers	Filtered	Preservative	Container Description	Barco
LMV-08, Dioxane							
	LMV-08: 1,4-Dioxane	GLASS 40 ML	1	None	4 C, HCl	40 mL glass	
		Please select					
VOA-A-007, VOAs							
	VOA-A-007: VOAs	GLASS 40 ML	3	None	4 C, HCl	40 mL glass	

Groundwater Form
EDGE_DOE_7.20.2_GENERIC_01MAY2021

Ground Water

Location

Location ID	0574-3	Top of Screen	31
Project Code	LMIDIQ.308.01.02.01.070.CPC22A	Bottom of Screen	40
Project	Pinellas Monitoring	Total Depth	40
Category	PIN CMT	Location Type	WL

Measurement Equipment

Multiparameter ID	EXOB	Other	
Turbidimeter ID	TRB01	Datalogger Present?	No
Water Level ID		Datalogger Specific	
Alkalinity ID			

Weather

Precipitation	overcast	Air Temperature (°F)	60 to 70
Wind	light		

Water Level and Purge Data

WL Measurement Time (24 hr)	15:20	Estimated Water Level Range	3.82 - 5.24
Water Level (ft) TOC	4.54	Measured Depth of Well (ft)	
Water Level Flag		Casing Diameter (in)	0.375
Purge Calculation Method	Well_l/f	Casing Volumes to Purge	1
Tubing Length (ft)		Drop Tubing Length (ft)	0
Tubing Diameter (in)		Drop Tubing Diameter (in)	0
Bladder Volume (L)		Flow Cell Volume (L)	0
Well Volume (calc)	1.0638	Purge Volume Unit (L or gal)	L
Length of Water Column (ft) (calc)	35.46	Calculated Purge Volume	1.06
WL Measurement Date	03/04/2024		

Purge Information

Purge Start Time	15:26	Overall Flow Rate	237
Purge Start Date	03/04/2024	Purging stability met?	Stability primary criteria has been met.

Field Results

Add Remove Refresh | Unlock Autofit | Analytes Show

Time	\	FL	D	T	[	%	SC	P	O	T	I
Fraction	N	N	N	N	N	N	N	N	N	N	N
Unit	L	mL/...	ft	C	m...	%	umho...	s...	mV	N...	s
15:02	1...			26...					-5...	2...	
15:35	2...	33		27...	1...	1...	1500	6.6	-4...	4...	1
15:36	2...	250		27...	1...	1...	1506	6...	-4...	1...	7
15:37	2...	220		27...	1...	1...	1509	6...	-4...	2...	8

Sample

Sample Date	03/04/2024	Sample Time	15:45
Location Code	0574-3	Storage: Ice in Cooler?	Yes
Sample ID	PIN12-05.2402003-029	Measurement Method	Air Exclusion
Sample Matrix	GW	Sampling Equipment	Peristalitic Pump & Ded Tubing
Arrival Time (24 hr)	15:26	Filtered Y/N	N
Operational Check Date/Time	03/04/2024 07:00 (24hr)	Number of Filters	
Sampler(s)		Filter Pore Size	
Comments			

Field Results Extra

Add Remove Refresh | Unlock Autofit | Analytes Show

Time	Alk_Vol	Titr.	Alk	Phen Alk	Fld Fe-II	Fld Tot Fe	CL-RESID
Fraction	N	N	N	N	N	N	N
Unit	mL	mg/L	mg/L	mg/L	mg/L	mg/L	mg/L

Lab COC & Analysis

New COC | Current COC xPIN12-05.2402 | Add Mag/Analyt | COC Manager

Lab: STD

☑ VOA-A-007, VOAs ☑ LMV-08, Dioxane

MAG	Desc	Container Code	Number of containers	Filtered	Preservative	Container Description	Barco
LMV-08, Dioxane							
	LMV-08: 1,4-Dioxane	GLASS 40 ML	1	None	4 C, HCl	40 mL glass	
		Please select					
VOA-A-007, VOAs							
	VOA-A-007: VOAs	GLASS 40 ML	3	None	4 C, HCl	40 mL glass	

Groundwater Form
EDGE_DOE_7.20.2_GENERIC_01MAY2021

Ground Water

Location

Location ID	0575-1	Top of Screen	9
Project Code	LMIDIQ.308.01.02.01.070.CPC22A	Bottom of Screen	18
Project	Pinellas Monitoring	Total Depth	18
Category	PIN CMT	Location Type	WL

Measurement Equipment

Multiparameter ID	EXOB	Other	
Turbidimeter ID	TRB01	Datalogger Present?	No
Water Level ID		Datalogger Specific	
Alkalinity ID			

Weather

Precipitation	overcast	Air Temperature (°F)	60 to 70
Wind	light		

Water Level and Purge Data

WL Measurement Time (24 hr)	09:35	Estimated Water Level Range	3.68 - 4.71
Water Level (ft) TOC	3.34	Measured Depth of Well (ft)	
Water Level Flag		Casing Diameter (in)	0.375
Purge Calculation Method	Well_l/f	Casing Volumes to Purge	1
Tubing Length (ft)		Drop Tubing Length (ft)	0
Tubing Diameter (in)		Drop Tubing Diameter (in)	0
Bladder Volume (L)		Flow Cell Volume (L)	0
Well Volume (calc)	0.4398	Purge Volume Unit (L or gal)	L
Length of Water Column (ft) (calc)	14.66	Calculated Purge Volume	0.44
WL Measurement Date	03/05/2024		

Purge Information

Purge Start Time	09:50	Overall Flow Rate	97
Purge Start Date	03/05/2024	Purging stability met?	

Field Results

Add Remove Refresh | Unlock Autofit | Analytes Show

Time	Vol	FLOW	DTW	TEMP	DO	%-do	SC	PH	ORP	TURB	ET
Fraction	N	N	N	N	N	N	N	N	N	N	N
Unit	L	mL/min	ft	C	mg/L	%	umhos/cm	s.u.	mV	NTU	s
10:00	1.0	98		26.15	1.42	17.7	1347	6.66	-60.5	4.86	613
10:02	1.2	102		25.92	1.21	14.9	1347	6.63	-61.2	3.41	118
10:03	1.35	102		25.85	0.6	7.4	1341	6.63	-63.9	3.35	88
10:05	1.5	113		25.84	0.25	3.1	1339	6.63	-66.3	4.65	106

Sample

Sample Date	03/05/2024	Sample Time	10:10
Location Code	0575-1	Storage: Ice in Cooler?	Yes
Sample ID	PIN12-05.2402003-030	Measurement Method	Air Exclusion
Sample Matrix	GW	Sampling Equipment	Peristalitic Pump & Ded Tubing
Arrival Time (24 hr)	09:57	Filtered Y/N	N
Operational Check Date/Time	03/05/2024 08:00 (24hr)	Number of Filters	
Sampler(s)		Filter Pore Size	
Comments			

Field Results Extra

Add Remove Refresh | Unlock Autofit | Analytes Show

Time	Alk_Vol	Titr.	Alk	Phen Alk	Fld Fe-II	Fld Tot Fe	CL-RESID
Fraction	N	N	N	N	N	N	N
Unit	mL	mg/L	mg/L	mg/L	mg/L	mg/L	mg/L

Lab COC & Analysis

New COC | Current COC xPIN12-05.2402 | Add Mag/Analyt | COC Manager

Lab: STD

☑ VOA-A-007, VOAs ☑ LMV-08, Dioxane

MAG	Desc	Container Code	Number of containers	Filtered	Preservative	Container Description	Barco
LMV-08, Dioxane							
	LMV-08: 1,4-Dioxane	GLASS 40 ML	1	None	4 C, HCl	40 mL glass	
		Please select					
VOA-A-007, VOAs							
	VOA-A-007: VOAs	GLASS 40 ML	3	None	4 C, HCl	40 mL glass	

Groundwater Form
EDGE_DOE_7.20.2_GENERIC_01MAY2021

Ground Water

Location

Location ID	0575-2	Top of Screen	20
Project Code	LMIDIQ.308.01.02.01.070.CPC22A	Bottom of Screen	29
Project	Pinellas Monitoring	Total Depth	29
Category	PIN CMT	Location Type	WL

Measurement Equipment

Multiparameter ID	EXOB	Other	
Turbidimeter ID	TRB01	Datalogger Present?	No
Water Level ID		Datalogger Specific	
Alkalinity ID			

Weather

Precipitation	overcast	Air Temperature (°F)	60 to 70
Wind	light		

Water Level and Purge Data

WL Measurement Time (24 hr)	09:35	Estimated Water Level Range	3.63 - 4.7
Water Level (ft) TOC	3.98	Measured Depth of Well (ft)	
Water Level Flag		Casing Diameter (in)	0.375
Purge Calculation Method	Well_l/f	Casing Volumes to Purge	1
Tubing Length (ft)		Drop Tubing Length (ft)	0
Tubing Diameter (in)		Drop Tubing Diameter (in)	0
Bladder Volume (L)		Flow Cell Volume (L)	0
Well Volume (calc)	0.7506	Purge Volume Unit (L or gal)	L
Length of Water Column (ft) (calc)	25.02	Calculated Purge Volume	0.75
WL Measurement Date	03/05/2024		

Purge Information

Purge Start Time	09:41	Overall Flow Rate	188
Purge Start Date	03/05/2024	Purging stability met?	Stability primary criteria has been met.

Field Results

Add Remove Refresh | Unlock Autofit | Analytes Show

Time	\	FL	D	T	D	%	SC	P	O	T	I
Fraction	N	N	N	N	N	N	N	N	N	N	N
Unit	L	mL/...	ft	C	m...	%	umh...	s...	mV	N...	s
09:46	0...	180		26...	0....	3.7	1495	6....	-6...	174	3
09:47	1...	198		26...	0....	2.7	1494	6....	-68	101	9
09:48	1...	152		27...	0....	2.3	1492	6....	-6...	48...	7
09:50	1...	164		27...	0....	2	1491	6....	-7...	28...	7
09:52	2...	205		27...	0....	1.4	1488	6....	-7...	17...	1
09:53	2...	211		27...	0.1	1.2	1488	6....	-7...	13...	5
09:54	2...	218		27...	0....	1.1	1488	6....	-73	8....	5

Sample

Sample Date	03/05/2024	Sample Time	10:00
Location Code	0575-2	Storage: Ice in Cooler?	Yes
Sample ID	PIN12-05.2402003-031	Measurement Method	Air Exclusion
Sample Matrix	GW	Sampling Equipment	Peristalitic Pump & Ded Tubing
Arrival Time (24 hr)	09:37	Filtered Y/N	N
Operational Check Date/Time	03/05/2024 08:00 (24hr)	Number of Filters	
Sampler(s)		Filter Pore Size	
Comments			

Field Results Extra

Add Remove Refresh | Unlock Autofit | Analytes Show

Time	Alk_Vol	Titr.	Alk	Phen Alk	Fld Fe-II	Fld Tot Fe	CL-RESID
Fraction	N	N	N	N	N	N	N
Unit	mL	mg/L	mg/L	mg/L	mg/L	mg/L	mg/L

Lab COC & Analysis

New COC | Current COC xPIN12-05.2402 | Add Mag/Analyt | COC Manager

Lab: STD

☑ VOA-A-007, VOAs ☑ LMV-08, Dioxane

MAG	Desc	Container Code	Number of containers	Filtered	Preservative	Container Description	Barco
LMV-08, Dioxane							
	LMV-08: 1,4-Dioxane	GLASS 40 ML	1	None	4 C, HCl	40 mL glass	
		Please select					
VOA-A-007, VOAs							
	VOA-A-007: VOAs	GLASS 40 ML	3	None	4 C, HCl	40 mL glass	

Groundwater Form
EDGE_DOE_7.20.2_GENERIC_01MAY2021

Ground Water

Location

Location ID	0576-1	Top of Screen	4
Project Code	LMIDIQ.308.01.02.01.070.CPC22A	Bottom of Screen	13
Project	Pinellas Monitoring	Total Depth	13
Category	PIN CMT	Location Type	WL

Measurement Equipment

Multiparameter ID	EXOC	Other	
Turbidimeter ID	TRB07	Datalogger Present?	No
Water Level ID	WL27	Datalogger Specific	
Alkalinity ID			

Weather

Precipitation	overcast	Air Temperature (°F)	70 to 80
Wind	light		

Water Level and Purge Data

WL Measurement Time (24 hr)	10:30	Estimated Water Level Range	3.39 - 4.91
Water Level (ft) TOC	4.09	Measured Depth of Well (ft)	
Water Level Flag		Casing Diameter (in)	0.375
Purge Calculation Method	Well_l/f	Casing Volumes to Purge	1
Tubing Length (ft)		Drop Tubing Length (ft)	0
Tubing Diameter (in)		Drop Tubing Diameter (in)	0
Bladder Volume (L)		Flow Cell Volume (L)	0
Well Volume (calc)	0.2673	Purge Volume Unit (L or gal)	L
Length of Water Column (ft) (calc)	8.91	Calculated Purge Volume	0.27
WL Measurement Date	03/01/2024		

Purge Information

Purge Start Time	10:35	Overall Flow Rate	349
Purge Start Date	03/01/2024	Purging stability met?	Stability primary criteria has been met.

Field Results

Add Remove Refresh | Unlock Autofit | Analytes Show

Time	Vol	FLOW	DTW	TEMP	DO	%-do	SC	PH	ORP	TURB	ET
Fraction	N	N	N	N	N	N	N	N	N	N	N
Unit	L	mL/min	ft	C	mg/L	%	umhos/cm	s.u.	mV	NTU	s
10:36	.7	382		22.47	1.12	13	1717	6.35	-82.8	9.99	110
10:38	1.3	340		22.31	0.37	4.2	1733	6.3	-70.5	3.85	106
10:39	1.7	316		22.33	0.29	3.4	1719	6.3	-68.4	4.29	76

Sample

Sample Date	03/01/2024	Sample Time	10:45
Location Code	0576-1	Storage: Ice in Cooler?	Yes
Sample ID	PIN12-05.2402003-032	Measurement Method	Air Exclusion
Sample Matrix	GW	Sampling Equipment	Peristalitic Pump & Ded Tubing
Arrival Time (24 hr)	10:32	Filtered Y/N	N
Operational Check Date/Time	03/01/2024 07:00 (24hr)	Number of Filters	
Sampler(s)		Filter Pore Size	
Comments			

Field Results Extra

Add Remove Refresh | Unlock Autofit | Analytes Show

Time	Alk_Vol	Titr.	Alk	Phen Alk	Fld Fe-II	Fld Tot Fe	CL-RESID
Fraction	N	N	N	N	N	N	N
Unit	mL	mg/L	mg/L	mg/L	mg/L	mg/L	mg/L

Lab COC & Analysis

New COC Current COC xPIN12-05.2402 | Add Mag/Analyt | COC Manager

Lab: STD

☐ **VOA-A-007, VOAs** ☐ **LMV-08, Dioxane**

MAG	Desc	Container Code	Number of containers	Filtered	Preservative	Container Description	Barcode

Groundwater Form
EDGE_DOE_7.20.2_GENERIC_01MAY2021

Ground Water

Location

Location ID	0576-2	Top of Screen	15
Project Code	LMIDIQ.308.01.02.01.070.CPC22A	Bottom of Screen	24
Project	Pinellas Monitoring	Total Depth	24
Category	PIN CMT	Location Type	WL

Measurement Equipment

Multiparameter ID	EXOC	Other	
Turbidimeter ID	TRB07	Datalogger Present?	No
Water Level ID	WL27	Datalogger Specific	
Alkalinity ID			

Weather

Precipitation	overcast	Air Temperature (°F)	70 to 80
Wind	light		

Water Level and Purge Data

WL Measurement Time (24 hr)	10:30	Estimated Water Level Range	3.33 - 4.71
Water Level (ft) TOC	3.98	Measured Depth of Well (ft)	
Water Level Flag		Casing Diameter (in)	0.375
Purge Calculation Method	Well_l/f	Casing Volumes to Purge	1
Tubing Length (ft)		Drop Tubing Length (ft)	0
Tubing Diameter (in)		Drop Tubing Diameter (in)	0
Bladder Volume (L)		Flow Cell Volume (L)	0
Well Volume (calc)	0.6006	Purge Volume Unit (L or gal)	L
Length of Water Column (ft) (calc)	20.02	Calculated Purge Volume	0.60
WL Measurement Date	03/01/2024		

Purge Information

Purge Start Time	10:49	Overall Flow Rate	278
Purge Start Date	03/01/2024	Purging stability met?	Stability primary criteria has been met.

Field Results

Add Remove Refresh | Unlock Autofit | Analytes Show

Time	Vol	FLOW	DTW	TEMP	DO	%-do	SC	PH	ORP	TURB	ET
Fraction	N	N	N	N	N	N	N	N	N	N	N
Unit	L	mL/min	ft	C	mg/L	%	umhos/cm	s.u.	mV	NTU	s
10:52	1	262		25.45	0.79	9.6	1400	6.3	-27.5	3.88	229
10:54	1.5	309		25.56	0.4	4.9	1402	6.29	-26.8	2.87	97
10:56	2	283		25.62	0.29	3.5	1403	6.28	-27.8	2.66	106

Sample

Sample Date	03/01/2024	Sample Time	11:15
Location Code	0576-2	Storage: Ice in Cooler?	Yes
Sample ID	PIN12-05.2402003-033	Measurement Method	Air Exclusion
Sample Matrix	GW	Sampling Equipment	Peristalitic Pump & Ded Tubing
Arrival Time (24 hr)	10:47	Filtered Y/N	N
Operational Check Date/Time	03/01/2024 07:00 (24hr)	Number of Filters	
Sampler(s)		Filter Pore Size	
Comments			

Field Results Extra

Add Remove Refresh | Unlock Autofit | Analytes Show

Time	Alk_Vol	Titr.	Alk	Phen Alk	Fld Fe-II	Fld Tot Fe	CL-RESID
Fraction	N	N	N	N	N	N	N
Unit	mL	mg/L	mg/L	mg/L	mg/L	mg/L	mg/L

Lab COC & Analysis

New COC Current COC xPIN12-05.2402 | Add Mag/Analyt | COC Manager

Lab: STD

☐ VOA-A-007, VOAs ☐ LMV-08, Dioxane

MAG	Desc	Container Code	Number of containers	Filtered	Preservative	Container Description	Barcode

Groundwater Form
EDGE_DOE_7.20.2_GENERIC_01MAY2021

Ground Water

Location

Location ID	0576-3	Top of Screen	26
Project Code	LMIDIQ.308.01.02.01.070.CPC22A	Bottom of Screen	35
Project	Pinellas Monitoring	Total Depth	35
Category	PIN CMT	Location Type	WL

Measurement Equipment

Multiparameter ID	EXOC	Other	
Turbidimeter ID	TRB07	Datalogger Present?	No
Water Level ID	WL27	Datalogger Specific	
Alkalinity ID			

Weather

Precipitation	overcast	Air Temperature (°F)	70 to 80
Wind	light		

Water Level and Purge Data

WL Measurement Time (24 hr)	10:30	Estimated Water Level Range	3.34 - 4.73
Water Level (ft) TOC	4.02	Measured Depth of Well (ft)	
Water Level Flag		Casing Diameter (in)	0.375
Purge Calculation Method	Well_l/f	Casing Volumes to Purge	1
Tubing Length (ft)		Drop Tubing Length (ft)	0
Tubing Diameter (in)		Drop Tubing Diameter (in)	0
Bladder Volume (L)		Flow Cell Volume (L)	0
Well Volume (calc)	0.9294	Purge Volume Unit (L or gal)	L
Length of Water Column (ft) (calc)	30.98	Calculated Purge Volume	0.93
WL Measurement Date	03/01/2024		

Purge Information

Purge Start Time	11:10	Overall Flow Rate	73
Purge Start Date	03/01/2024	Purging stability met?	

Field Results

Add Remove Refresh | Unlock Autofit | Analytes Show

Time	Vol	FLOW	DTW	TEMP	DO	%-do	SC	PH	ORP	TURB	ET
Fraction	N	N	N	N	N	N	N	N	N	N	N
Unit	L	mL/min	ft	C	mg/L	%	umhos/cm	s.u.	mV	NTU	s
11:34	1.7	70								14.8	1450
11:38	2	69								11.4	260
11:41	2.3	105								10.1	171

Sample

Sample Date	03/01/2024	Sample Time	12:00
Location Code	0576-3	Storage: Ice in Cooler?	Yes
Sample ID	PIN12-05.2402003-034	Measurement Method	Air Exclusion
Sample Matrix	GW	Sampling Equipment	Peristalitic Pump & Ded Tubing
Arrival Time (24 hr)	11:02	Filtered Y/N	N
Operational Check Date/Time	03/01/2024 07:00 (24hr)	Number of Filters	
Sampler(s)		Filter Pore Size	

Comments: well started to gyser when we started pumping. Well continued to degas during purge. Sampled per program directive PD-2021-13-PIN.

Field Results Extra

Add Remove Refresh | Unlock Autofit | Analytes Show

Time	Alk_Vol	Titr.	Alk	Phen Alk	Fld Fe-II	Fld Tot Fe	CL-RESID
Fraction	N	N	N	N	N	N	N
Unit	mL	mg/L	mg/L	mg/L	mg/L	mg/L	mg/L

Lab COC & Analysis

New COC | Current COC xPIN12-05.2402 | Add Mag/Analyt | COC Manager

Lab: STD

☐ VOA-A-007, VOAs ☐ LMV-08, Dioxane

MAG	Desc	Container Code	Number of containers	Filtered	Preservative	Container Description	Barcode

Groundwater Form
EDGE_DOE_7.20.2_GENERIC_01MAY2021

Ground Water

Location

Location ID	0577-1	Top of Screen	4
Project Code	LMIDIQ.308.01.02.01.070.CPC22A	Bottom of Screen	13
Project	Pinellas Monitoring	Total Depth	13
Category	PIN CMT	Location Type	WL

Measurement Equipment

Multiparameter ID	EXOC	Other	
Turbidimeter ID	TRB07	Datalogger Present?	No
Water Level ID	WL27	Datalogger Specific	
Alkalinity ID			

Weather

Precipitation	overcast	Air Temperature (°F)	70 to 80
Wind	light		

Water Level and Purge Data

WL Measurement Time (24 hr)	13:50	Estimated Water Level Range	3.11 - 5.14
Water Level (ft) TOC	4.32	Measured Depth of Well (ft)	
Water Level Flag		Casing Diameter (in)	0.375
Purge Calculation Method	Well_l/f	Casing Volumes to Purge	1
Tubing Length (ft)		Drop Tubing Length (ft)	0
Tubing Diameter (in)		Drop Tubing Diameter (in)	0
Bladder Volume (L)		Flow Cell Volume (L)	0
Well Volume (calc)	0.2604	Purge Volume Unit (L or gal)	L
Length of Water Column (ft) (calc)	8.68	Calculated Purge Volume	0.26
WL Measurement Date	03/01/2024		

Purge Information

Purge Start Time	13:58	Overall Flow Rate	243
Purge Start Date	03/01/2024	Purging stability met?	Stability primary criteria has been met.

Field Results

Add Remove Refresh | Unlock Autofit | Analytes Show

Time	Vol	FLOW	DTW	TEMP	DO	%-do	SC	PH	ORP	TURB	ET
Fraction	N	N	N	N	N	N	N	N	N	N	N
Unit	L	mL/min	ft	C	mg/L	%	umhos/cm	s.u.	mV	NTU	s
14:00	.5	196		25	1.21	14.8	2430	6.51	-38.5	2.12	153
14:01	.7	179		24.97	1.29	15.7	2365	6.48	-33.2	1.03	67
14:02	1.2	395		24.94	1.34	16.3	2326	6.46	-31.4	.87	76

Sample

Sample Date	03/01/2024	Sample Time	14:15
Location Code	0577-1	Storage: Ice in Cooler?	Yes
Sample ID	PIN12-05.2402003-035	Measurement Method	Air Exclusion
Sample Matrix	GW	Sampling Equipment	Peristalitic Pump & Ded Tubing
Arrival Time (24 hr)	13:49	Filtered Y/N	N
Operational Check Date/Time	03/01/2024 07:00 (24hr)	Number of Filters	
Sampler(s)		Filter Pore Size	
Comments			

Field Results Extra

Add Remove Refresh | Unlock Autofit | Analytes Show

Time	Alk_Vol	Titr.	Alk	Phen Alk	Fld Fe-II	Fld Tot Fe	CL-RESID
Fraction	N	N	N	N	N	N	N
Unit	mL	mg/L	mg/L	mg/L	mg/L	mg/L	mg/L

Lab COC & Analysis

New COC Current COC xPIN12-05.2402 | Add Mag/Analyt | COC Manager

Lab: STD

☐ VOA-A-007, VOAs ☐ LMV-08, Dioxane

MAG	Desc	Container Code	Number of containers	Filtered	Preservative	Container Description	Barcode

Groundwater Form
EDGE_DOE_7.20.2_GENERIC_01MAY2021

Ground Water

Location

Location ID	0577-2	Top of Screen	15
Project Code	LMIDIQ.308.01.02.01.070.CPC22A	Bottom of Screen	24
Project	Pinellas Monitoring	Total Depth	24
Category	PIN CMT	Location Type	WL

Measurement Equipment

Multiparameter ID	EXOC	Other	
Turbidimeter ID	TRB07	Datalogger Present?	No
Water Level ID	WL27	Datalogger Specific	
Alkalinity ID			

Weather

Precipitation	overcast	Air Temperature (°F)	70 to 80
Wind	light		

Water Level and Purge Data

WL Measurement Time (24 hr)	13:50	Estimated Water Level Range	3.22 - 5.15
Water Level (ft) TOC	4.31	Measured Depth of Well (ft)	
Water Level Flag		Casing Diameter (in)	0.375
Purge Calculation Method	Well_l/f	Casing Volumes to Purge	1
Tubing Length (ft)		Drop Tubing Length (ft)	0
Tubing Diameter (in)		Drop Tubing Diameter (in)	0
Bladder Volume (L)		Flow Cell Volume (L)	0
Well Volume (calc)	0.5907	Purge Volume Unit (L or gal)	L
Length of Water Column (ft) (calc)	19.69	Calculated Purge Volume	0.59
WL Measurement Date	03/01/2024		

Purge Information

Purge Start Time	14:12	Overall Flow Rate	298
Purge Start Date	03/01/2024	Purging stability met?	Stability primary criteria has been met.

Field Results

Add Remove Refresh | Unlock Autofit | Analytes Show

Time	Vol	FLOW	DTW	TEMP	DO	%-do	SC	PH	ORP	TURB	ET
Fraction	N	N	N	N	N	N	N	N	N	N	N
Unit	L	mL/min	ft	C	mg/L	%	umhos/cm	s.u.	mV	NTU	s
14:14	.6	265		26.95	0.88	11	1346	6.48	-68.1	10.4	136
14:15	.9	310		27.03	0.46	5.7	1328	6.44	-58.5	13.0	58
14:16	1.2	375		27.1	0.35	4.4	1315	6.42	-56.1	11.2	48

Sample

Sample Date	03/01/2024	Sample Time	14:20
Location Code	0577-2	Storage: Ice in Cooler?	Yes
Sample ID	PIN12-05.2402003-036	Measurement Method	Air Exclusion
Sample Matrix	GW	Sampling Equipment	Peristalitic Pump & Ded Tubing
Arrival Time (24 hr)	14:11	Filtered Y/N	N
Operational Check Date/Time	03/01/2024 07:00 (24hr)	Number of Filters	
Sampler(s)		Filter Pore Size	
Comments			

Field Results Extra

Add Remove Refresh | Unlock Autofit | Analytes Show

Time	Alk_Vol	Titr.	Alk	Phen Alk	Fld Fe-II	Fld Tot Fe	CL-RESID
Fraction	N	N	N	N	N	N	N
Unit	mL	mg/L	mg/L	mg/L	mg/L	mg/L	mg/L

Lab COC & Analysis

New COC Current COC xPIN12-05.2402 | Add Mag/Analyt | COC Manager

Lab: STD

☐ VOA-A-007, VOAs ☐ LMV-08, Dioxane

MAG	Desc	Container Code	Number of containers	Filtered	Preservative	Container Description	Barcode

Groundwater Form
EDGE_DOE_7.20.2_GENERIC_01MAY2021

Ground Water

Location

Location ID	0577-3	Top of Screen	26
Project Code	LMIDIQ.308.01.02.01.070.CPC22A	Bottom of Screen	35
Project	Pinellas Monitoring	Total Depth	35
Category	PIN CMT	Location Type	WL

Measurement Equipment

Multiparameter ID	EXOC	Other	
Turbidimeter ID	TRB07	Datalogger Present?	No
Water Level ID	WL27	Datalogger Specific	
Alkalinity ID			

Weather

Precipitation	overcast	Air Temperature (°F)	70 to 80
Wind	light		

Water Level and Purge Data

WL Measurement Time (24 hr)	13:50	Estimated Water Level Range	3.25 - 5.15
Water Level (ft) TOC	4.33	Measured Depth of Well (ft)	
Water Level Flag		Casing Diameter (in)	0.375
Purge Calculation Method	Well_l/f	Casing Volumes to Purge	1
Tubing Length (ft)		Drop Tubing Length (ft)	0
Tubing Diameter (in)		Drop Tubing Diameter (in)	0
Bladder Volume (L)		Flow Cell Volume (L)	0
Well Volume (calc)	0.9201	Purge Volume Unit (L or gal)	L
Length of Water Column (ft) (calc)	30.67	Calculated Purge Volume	0.92
WL Measurement Date	03/01/2024		

Purge Information

Purge Start Time	14:39	Overall Flow Rate	329
Purge Start Date	03/01/2024	Purging stability met?	Stability primary criteria has been met.

Field Results

Add Remove Refresh | Unlock Autofit | Analytes Show

Time	Vol	FLOW	DTW	TEMP	DO	%-do	SC	PH	ORP	TURB	ET
Fraction	N	N	N	N	N	N	N	N	N	N	N
Unit	L	mL/min	ft	C	mg/L	%	umhos/cm	s.u.	mV	NTU	s
14:41	1	353		27.53	0.26	3.3	1365	6.47	-50.7	11.2	170
14:43	1.8	375		27.57	0.16	2	1375	6.47	-51.8	3.61	128
14:45	2.2	233		27.52	0.12	1.6	1378	6.47	-52.9	4.26	103

Sample

Sample Date	03/01/2024	Sample Time	15:00
Location Code	0577-3	Storage: Ice in Cooler?	Yes
Sample ID	PIN12-05.2402003-037	Measurement Method	Air Exclusion
Sample Matrix	GW	Sampling Equipment	Peristalitic Pump & Ded Tubing
Arrival Time (24 hr)	14:37	Filtered Y/N	N
Operational Check Date/Time	03/01/2024 07:00 (24hr)	Number of Filters	
Sampler(s)		Filter Pore Size	
Comments			

Field Results Extra

Add Remove Refresh | Unlock Autofit | Analytes Show

Time	Alk_Vol	Titr.	Alk	Phen Alk	Fld Fe-II	Fld Tot Fe	CL-RESID
Fraction	N	N	N	N	N	N	N
Unit	mL	mg/L	mg/L	mg/L	mg/L	mg/L	mg/L

Lab COC & Analysis

New COC Current COC xPIN12-05.2402 | Add Mag/Analyt | COC Manager

Lab: STD

☐ VOA-A-007, VOAs ☐ LMV-08, Dioxane

MAG	Desc	Container Code	Number of containers	Filtered	Preservative	Container Description	Barcode

Groundwater Form
EDGE_DOE_7.20.2_GENERIC_01MAY2021

Ground Water

Location

Location ID	0578-1	Top of Screen	4
Project Code	LMIDIQ.308.01.02.01.070.CPC22A	Bottom of Screen	13
Project	Pinellas Monitoring	Total Depth	13
Category	PIN CMT	Location Type	WL

Measurement Equipment

Multiparameter ID	EXOC	Other	
Turbidimeter ID	TRB07	Datalogger Present?	No
Water Level ID	WL27	Datalogger Specific	
Alkalinity ID			

Weather

Precipitation	overcast	Air Temperature (°F)	70 to 80
Wind	light		

Water Level and Purge Data

WL Measurement Time (24 hr)	12:40	Estimated Water Level Range	2.72 - 5.05
Water Level (ft) TOC	4.31	Measured Depth of Well (ft)	
Water Level Flag		Casing Diameter (in)	0.375
Purge Calculation Method	Well_l/f	Casing Volumes to Purge	1
Tubing Length (ft)		Drop Tubing Length (ft)	0
Tubing Diameter (in)		Drop Tubing Diameter (in)	0
Bladder Volume (L)		Flow Cell Volume (L)	0
Well Volume (calc)	0.2607	Purge Volume Unit (L or gal)	L
Length of Water Column (ft) (calc)	8.69	Calculated Purge Volume	0.26
WL Measurement Date	03/01/2024		

Purge Information

Purge Start Time	12:54	Overall Flow Rate	222
Purge Start Date	03/01/2024	Purging stability met?	Stability primary criteria has been met.

Field Results

Add Remove Refresh | Unlock Autofit | Analytes Show

Time	Vol	FLOW	DTW	TEMP	DO	%-do	SC	PH	ORP	TURB	ET
Fraction	N	N	N	N	N	N	N	N	N	N	N
Unit	L	mL/min	ft	C	mg/L	%	umhos/cm	s.u.	mV	NTU	s
12:56	.3	142		24.94	1.26	15.2	423	6.39	55.1	16.1	127
12:57	.7	214		24.87	1.12	13.5	423	6.35	61.1	9.09	112
12:58	1	581		24.92	0.96	11.7	422	6.33	69.6	5.33	31

Sample

Sample Date	03/01/2024	Sample Time	12:10
Location Code	0578-1	Storage: Ice in Cooler?	Yes
Sample ID	PIN12-05.2402003-038	Measurement Method	Air Exclusion
Sample Matrix	GW	Sampling Equipment	Peristalitic Pump & Ded Tubing
Arrival Time (24 hr)	12:43	Filtered Y/N	N
Operational Check Date/Time	03/01/2024 07:00 (24hr)	Number of Filters	
Sampler(s)		Filter Pore Size	
Comments			

Field Results Extra

Add Remove Refresh | Unlock Autofit | Analytes Show

Time	Alk_Vol	Titr.	Alk	Phen Alk	Fld Fe-II	Fld Tot Fe	CL-RESID
Fraction	N	N	N	N	N	N	N
Unit	mL	mg/L	mg/L	mg/L	mg/L	mg/L	mg/L

Lab COC & Analysis

New COC Current COC xPIN12-05.2402 | Add Mag/Analyt | COC Manager

Lab: STD

☐ VOA-A-007, VOAs ☐ LMV-08, Dioxane

MAG	Desc	Container Code	Number of containers	Filtered	Preservative	Container Description	Barcode

Groundwater Form
EDGE_DOE_7.20.2_GENERIC_01MAY2021

Ground Water

Location

Location ID	0578-2	Top of Screen	15
Project Code	LMIDIQ.308.01.02.01.070.CPC22A	Bottom of Screen	24
Project	Pinellas Monitoring	Total Depth	24
Category	PIN CMT	Location Type	WL

Measurement Equipment

Multiparameter ID	EXOC	Other	
Turbidimeter ID	TRB07	Datalogger Present?	No
Water Level ID	WL27	Datalogger Specific	
Alkalinity ID			

Weather

Precipitation	overcast	Air Temperature (°F)	70 to 80
Wind	light		

Water Level and Purge Data

WL Measurement Time (24 hr)	12:40	Estimated Water Level Range	2.83 - 5.07
Water Level (ft) TOC	4.31	Measured Depth of Well (ft)	
Water Level Flag		Casing Diameter (in)	0.375
Purge Calculation Method	Well_l/f	Casing Volumes to Purge	1
Tubing Length (ft)		Drop Tubing Length (ft)	0
Tubing Diameter (in)		Drop Tubing Diameter (in)	0
Bladder Volume (L)		Flow Cell Volume (L)	0
Well Volume (calc)	0.5907	Purge Volume Unit (L or gal)	L
Length of Water Column (ft) (calc)	19.69	Calculated Purge Volume	0.59
WL Measurement Date	03/01/2024		

Purge Information

Purge Start Time	13:07	Overall Flow Rate	364
Purge Start Date	03/01/2024	Purging stability met?	Stability primary criteria has been met.

Field Results

Add Remove Refresh | Unlock Autofit | Analytes Show

Time	Vol	FLOW	DTW	TEMP	DO	%-do	SC	PH	ORP	TURB	ET
Fraction	N	N	N	N	N	N	N	N	N	N	N
Unit	L	mL/min	ft	C	mg/L	%	umhos/cm	s.u.	mV	NTU	s
13:09	.9	372		28.21	0.38	4.9	1079	6.19	-19.2	4.56	145
13:14	2.7	360		28.26	0.15	1.9	1089	6.21	-34.7	2.92	300
13:15	3	367		28.28	0.14	1.7	1090	6.21	-35.7	1.90	49

Sample

Sample Date	03/01/2024	Sample Time	13:20
Location Code	0578-2	Storage: Ice in Cooler?	Yes
Sample ID	PIN12-05.2402003-039	Measurement Method	Air Exclusion
Sample Matrix	GW	Sampling Equipment	Peristalitic Pump & Ded Tubing
Arrival Time (24 hr)	13:05	Filtered Y/N	N
Operational Check Date/Time	03/01/2024 07:00 (24hr)	Number of Filters	
Sampler(s)		Filter Pore Size	
Comments			

Field Results Extra

Add Remove Refresh | Unlock Autofit | Analytes Show

Time	Alk_Vol	Titr.	Alk	Phen Alk	Fld Fe-II	Fld Tot Fe	CL-RESID
Fraction	N	N	N	N	N	N	N
Unit	mL	mg/L	mg/L	mg/L	mg/L	mg/L	mg/L

Lab COC & Analysis

New COC Current COC xPIN12-05.2402 | Add Mag/Analyt | COC Manager

Lab: STD

☐ **VOA-A-007, VOAs** ☐ **LMV-08, Dioxane**

MAG	Desc	Container Code	Number of containers	Filtered	Preservative	Container Description	Barcode

Groundwater Form
EDGE_DOE_7.20.2_GENERIC_01MAY2021

Ground Water

Location

Location ID	0578-3	Top of Screen	26
Project Code	LMIDIQ.308.01.02.01.070.CPC22A	Bottom of Screen	35
Project	Pinellas Monitoring	Total Depth	35
Category	PIN CMT	Location Type	WL

Measurement Equipment

Multiparameter ID	EXOC	Other	
Turbidimeter ID	TRB07	Datalogger Present?	No
Water Level ID	WL27	Datalogger Specific	
Alkalinity ID			

Weather

Precipitation	overcast	Air Temperature (°F)	70 to 80
Wind	light		

Water Level and Purge Data

WL Measurement Time (24 hr)	12:40	Estimated Water Level Range	2.88 - 5.13
Water Level (ft) TOC	4.31	Measured Depth of Well (ft)	
Water Level Flag		Casing Diameter (in)	0.375
Purge Calculation Method	Well_l/f	Casing Volumes to Purge	1
Tubing Length (ft)		Drop Tubing Length (ft)	0
Tubing Diameter (in)		Drop Tubing Diameter (in)	0
Bladder Volume (L)		Flow Cell Volume (L)	0
Well Volume (calc)	0.9207	Purge Volume Unit (L or gal)	L
Length of Water Column (ft) (calc)	30.69	Calculated Purge Volume	0.92
WL Measurement Date	03/01/2024		

Purge Information

Purge Start Time	13:24	Overall Flow Rate	308
Purge Start Date	03/01/2024	Purging stability met?	Stability primary criteria has been met.

Field Results

Add Remove Refresh | Unlock Autofit | Analytes Show

Time	Vol	FLOW	DTW	TEMP	DO	%-do	SC	PH	ORP	TURB	ET
Fraction	N	N	N	N	N	N	N	N	N	N	N
Unit	L	mL/min	ft	C	mg/L	%	umhos/cm	s.u.	mV	NTU	s
13:27	1.1	291		28.69	0.37	4.8	1189	6.46	-19.6	15.0	227
13:28	1.5	421		28.72	0.34	4.4	1194	6.46	-18.6	12.4	57
13:30	2.1	288		28.7	0.33	4.3	1198	6.47	-18.8	8.11	125

Sample

Sample Date	03/01/2024	Sample Time	13:45
Location Code	0578-3	Storage: Ice in Cooler?	Yes
Sample ID	PIN12-05.2402003-040	Measurement Method	Air Exclusion
Sample Matrix	GW	Sampling Equipment	Peristalitic Pump & Ded Tubing
Arrival Time (24 hr)	13:22	Filtered Y/N	N
Operational Check Date/Time	03/01/2024 07:00 (24hr)	Number of Filters	
Sampler(s)		Filter Pore Size	
Comments			

Field Results Extra

Add Remove Refresh | Unlock Autofit | Analytes Show

Time	Alk_Vol	Titr.	Alk	Phen Alk	Fld Fe-II	Fld Tot Fe	CL-RESID
Fraction	N	N	N	N	N	N	N
Unit	mL	mg/L	mg/L	mg/L	mg/L	mg/L	mg/L

Lab COC & Analysis

New COC Current COC xPIN12-05.2402 | Add Mag/Analyt | COC Manager

Lab: STD

☐ **VOA-A-007, VOAs** ☐ **LMV-08, Dioxane**

MAG	Desc	Container Code	Number of containers	Filtered	Preservative	Container Description	Barcode

Groundwater Form
EDGE_DOE_7.20.2_GENERIC_01MAY2021

Ground Water

Location

Location ID	0579-1	Top of Screen	4
Project Code	LMIDIQ.308.01.02.01.070.CPC22A	Bottom of Screen	13
Project	Pinellas Monitoring	Total Depth	13
Category	PIN CMT	Location Type	WL

Measurement Equipment

Multiparameter ID	EXOC	Other	
Turbidimeter ID	TRB07	Datalogger Present?	No
Water Level ID	WL27	Datalogger Specific	
Alkalinity ID			

Weather

Precipitation	overcast	Air Temperature (°F)	70 to 80
Wind	light		

Water Level and Purge Data

WL Measurement Time (24 hr)	09:15	Estimated Water Level Range	3.02 - 4.91
Water Level (ft) TOC	3.87	Measured Depth of Well (ft)	
Water Level Flag		Casing Diameter (in)	0.375
Purge Calculation Method	Well_l/f	Casing Volumes to Purge	1
Tubing Length (ft)		Drop Tubing Length (ft)	0
Tubing Diameter (in)		Drop Tubing Diameter (in)	0
Bladder Volume (L)		Flow Cell Volume (L)	0
Well Volume (calc)	0.2739	Purge Volume Unit (L or gal)	L
Length of Water Column (ft) (calc)	9.13	Calculated Purge Volume	0.27
WL Measurement Date	03/01/2024		

Purge Information

Purge Start Time	09:25	Overall Flow Rate	283
Purge Start Date	03/01/2024	Purging stability met?	Stability primary criteria has been met.

Field Results

Add Remove Refresh | Unlock Autofit | Analytes Show

Time	Vol	FLOW	DTW	TEMP	DO	%-do	SC	PH	ORP	TURB	ET
Fraction	N	N	N	N	N	N	N	N	N	N	N
Unit	L	mL/min	ft	C	mg/L	%	umhos/cm	s.u.	mV	NTU	s
09:27	.8	324		21.98	1.25	14.3	756	6.27	-62	5.67	148
09:29	1.4	242		21.93	0.41	4.7	779	6.17	-42.3	3.06	149
09:31	1.9	283		21.94	0.31	3.6	787	6.16	-38.7	2.32	106

Sample

Sample Date	03/01/2024	Sample Time	09:45
Location Code	0579-1	Storage: Ice in Cooler?	Yes
Sample ID	PIN12-05.2402003-041	Measurement Method	Air Exclusion
Sample Matrix	GW	Sampling Equipment	Peristalitic Pump & Ded Tubing
Arrival Time (24 hr)	09:15	Filtered Y/N	N
Operational Check Date/Time	03/01/2024 07:00 (24hr)	Number of Filters	
Sampler(s)		Filter Pore Size	
Comments			

Field Results Extra

Add Remove Refresh | Unlock Autofit | Analytes Show

Time	Alk_Vol	Titr.	Alk	Phen Alk	Fld Fe-II	Fld Tot Fe	CL-RESID
Fraction	N	N	N	N	N	N	N
Unit	mL	mg/L	mg/L	mg/L	mg/L	mg/L	mg/L

Lab COC & Analysis

New COC Current COC xPIN12-05.2402 | Add Mag/Analyt | COC Manager

Lab: STD

☐ **VOA-A-007, VOAs** ☐ **LMV-08, Dioxane**

MAG	Desc	Container Code	Number of containers	Filtered	Preservative	Container Description	Barcode

Groundwater Form
EDGE_DOE_7.20.2_GENERIC_01MAY2021

Ground Water

Location

Location ID	0579-2	Top of Screen	15
Project Code	LMIDIQ.308.01.02.01.070.CPC22A	Bottom of Screen	24
Project	Pinellas Monitoring	Total Depth	24
Category	PIN CMT	Location Type	WL

Measurement Equipment

Multiparameter ID	EXOC	Other	
Turbidimeter ID	TRB07	Datalogger Present?	No
Water Level ID	WL27	Datalogger Specific	
Alkalinity ID			

Weather

Precipitation	overcast	Air Temperature (°F)	70 to 80
Wind	light		

Water Level and Purge Data

WL Measurement Time (24 hr)	09:15	Estimated Water Level Range	3.08 - 4.85
Water Level (ft) TOC	3.93	Measured Depth of Well (ft)	
Water Level Flag		Casing Diameter (in)	0.375
Purge Calculation Method	Well_l/f	Casing Volumes to Purge	1
Tubing Length (ft)		Drop Tubing Length (ft)	0
Tubing Diameter (in)		Drop Tubing Diameter (in)	0
Bladder Volume (L)		Flow Cell Volume (L)	0
Well Volume (calc)	0.6021	Purge Volume Unit (L or gal)	L
Length of Water Column (ft) (calc)	20.07	Calculated Purge Volume	0.60
WL Measurement Date	03/01/2024		

Purge Information

Purge Start Time	09:42	Overall Flow Rate	300
Purge Start Date	03/01/2024	Purging stability met?	Stability primary criteria has been met.

Field Results

Add Remove Refresh | Unlock Autofit | Analytes Show

Time	Vol	FLOW	DTW	TEMP	DO	%-do	SC	PH	ORP	TURB	ET
Fraction	N	N	N	N	N	N	N	N	N	N	N
Unit	L	mL/min	ft	C	mg/L	%	umhos/cm	s.u.	mV	NTU	s
09:44	.7	309		24.31	0.71	8.5	865	6.33	-54.6	10.7	136
09:45	1.1	264		24.45	0.41	4.9	894	6.34	-59.8	8.86	91
09:47	1.7	396		24.55	0.3	3.7	905	6.35	-62.5	5.50	91
09:48	2.0	220		24.64	0.25	3	912	6.35	-64.1	3.81	82

Sample

Sample Date	03/01/2024	Sample Time	10:00
Location Code	0579-2	Storage: Ice in Cooler?	Yes
Sample ID	PIN12-05.2402003-042	Measurement Method	Air Exclusion
Sample Matrix	GW	Sampling Equipment	Peristalitic Pump & Ded Tubing
Arrival Time (24 hr)	09:39	Filtered Y/N	N
Operational Check Date/Time	03/01/2024 07:00 (24hr)	Number of Filters	
Sampler(s)		Filter Pore Size	
Comments			

Field Results Extra

Add Remove Refresh | Unlock Autofit | Analytes Show

Time	Alk_Vol	Titr.	Alk	Phen Alk	Fld Fe-II	Fld Tot Fe	CL-RESID
Fraction	N	N	N	N	N	N	N
Unit	mL	mg/L	mg/L	mg/L	mg/L	mg/L	mg/L

Lab COC & Analysis

New COC Current COC xPIN12-05.2402 | Add Mag/Analyt | COC Manager

Lab: STD

☐ VOA-A-007, VOAs ☐ LMV-08, Dioxane

MAG	Desc	Container Code	Number of containers	Filtered	Preservative	Container Description	Barcode

Ground Water

Location

Location ID	0579-3	Top of Screen	26
Project Code	LMIDIQ.308.01.02.01.070.CPC22A	Bottom of Screen	35
Project	Pinellas Monitoring	Total Depth	35
Category	PIN CMT	Location Type	WL

Measurement Equipment

Multiparameter ID	EXOC	Other	
Turbidimeter ID	TRB07	Datalogger Present?	No
Water Level ID	WL27	Datalogger Specific	
Alkalinity ID			

Weather

Precipitation	overcast	Air Temperature (°F)	70 to 80
Wind	light		

Water Level and Purge Data

WL Measurement Time (24 hr)	09:15	Estimated Water Level Range	3.09 - 4.8
Water Level (ft) TOC	3.93	Measured Depth of Well (ft)	
Water Level Flag		Casing Diameter (in)	0.375
Purge Calculation Method	Well_l/f	Casing Volumes to Purge	1
Tubing Length (ft)		Drop Tubing Length (ft)	0
Tubing Diameter (in)		Drop Tubing Diameter (in)	0
Bladder Volume (L)		Flow Cell Volume (L)	0
Well Volume (calc)	0.9321	Purge Volume Unit (L or gal)	L
Length of Water Column (ft) (calc)	31.07	Calculated Purge Volume	0.93
WL Measurement Date	03/01/2024		

Purge Information

Purge Start Time	09:57	Overall Flow Rate	285
Purge Start Date	03/01/2024	Purging stability met?	

Field Results

Add Remove Refresh | Unlock Autofit | Analytes Show

Time	Vol	FLOW	DTW	TEMP	DO	%-do	SC	PH	ORP	TURB	ET
Fraction	N	N	N	N	N	N	N	N	N	N	N
Unit	L	mL/min	ft	C	mg/L	%	umhos/cm	s.u.	mV	NTU	s
10:00	1	323		24.83	0.49	5.9	1166	6.39	-32.5	48.5	186
10:02	1.5	261		24.88	0.3	3.7	1308	6.43	-32.2	50.2	115
10:03	2	273		24.93	0.32	3.9	1364	6.45	-33	38.6	110
10:05	2.5	254		25.06	0.42	5.1	1400	6.46	-33.8	38.3	118
10:07	3	291		25.04	0.42	5.1	1418	6.47	-34.5	35.4	103

Sample

Sample Date	03/01/2024	Sample Time	10:15
Location Code	0579-3	Storage: Ice in Cooler?	Yes
Sample ID	PIN12-05.2402003-043	Measurement Method	Air Exclusion
Sample Matrix	GW	Sampling Equipment	Peristalitic Pump & Ded Tubing
Arrival Time (24 hr)	09:54	Filtered Y/N	N
Operational Check Date/Time	03/01/2024 07:00 (24hr)	Number of Filters	
Sampler(s)		Filter Pore Size	
Comments	Secondary turbidity criteria		

Field Results Extra

Add Remove Refresh | Unlock Autofit | Analytes Show

Time	Alk_Vol	Titr.	Alk	Phen Alk	Fld Fe-II	Fld Tot Fe	CL-RESID
Fraction	N	N	N	N	N	N	N
Unit	mL	mg/L	mg/L	mg/L	mg/L	mg/L	mg/L

Lab COC & Analysis

New COC Current COC xPIN12-05.2402 | Add Mag/Analyt | COC Manager

Lab: STD

☐ VOA-A-007, VOAs ☐ LMV-08, Dioxane

MAG	Desc	Container Code	Number of containers	Filtered	Preservative	Container Description	Barcode

Ground Water

Location

Location ID	0580-1	Top of Screen	9
Project Code	LMIDIQ.308.01.02.01.070.CPC22A	Bottom of Screen	18
Project	Pinellas Monitoring	Total Depth	18
Category	PIN CMT	Location Type	WL

Measurement Equipment

Multiparameter ID	EXOC	Other	
Turbidimeter ID	TRB07	Datalogger Present?	No
Water Level ID	WL27	Datalogger Specific	
Alkalinity ID			

Weather

Precipitation	overcast	Air Temperature (°F)	70 to 80
Wind	light		

Water Level and Purge Data

WL Measurement Time (24 hr)	08:15	Estimated Water Level Range	3.55 - 4.92
Water Level (ft) TOC	4.15	Measured Depth of Well (ft)	
Water Level Flag		Casing Diameter (in)	0.375
Purge Calculation Method	Well_l/f	Casing Volumes to Purge	1
Tubing Length (ft)		Drop Tubing Length (ft)	0
Tubing Diameter (in)		Drop Tubing Diameter (in)	0
Bladder Volume (L)		Flow Cell Volume (L)	0
Well Volume (calc)	0.4155	Purge Volume Unit (L or gal)	L
Length of Water Column (ft) (calc)	13.85	Calculated Purge Volume	0.42
WL Measurement Date	02/29/2024		

Purge Information

Purge Start Time	08:28	Overall Flow Rate	184
Purge Start Date	02/29/2024	Purging stability met?	Stability primary criteria has been met.

Field Results

Add Remove Refresh | Unlock Autofit | Analytes Show

Time	Vol	FLOW	DTW	TEMP	DO	%-do	SC	PH	ORP	TURB	ET
Fraction	N	N	N	N	N	N	N	N	N	N	N
Unit	L	mL/min	ft	C	mg/L	%	umhos/cm	s.u.	mV	NTU	s
08:33	.6	117		25.54	0.72	8.8	619	6.34	-82.2	5.12	307
08:35	1.3	251		25.56	0.7	8.5	620	6.37	-84.3	3.44	167
08:38	2	235		25.55	0.44	5.4	620	6.39	-87.1	1.56	179

Sample

Sample Date	02/29/2024	Sample Time	08:40
Location Code	0580-1	Storage: Ice in Cooler?	Yes
Sample ID	PIN12-05.2402003-044	Measurement Method	Air Exclusion
Sample Matrix	GW	Sampling Equipment	Peristalitic Pump & Ded Tubing
Arrival Time (24 hr)	08:24	Filtered Y/N	N
Operational Check Date/Time	02/29/2024 07:11 (24hr)	Number of Filters	
Sampler(s)		Filter Pore Size	
Comments			

Field Results Extra

Add Remove Refresh | Unlock Autofit | Analytes Show

Time	Alk_Vol	Titr.	Alk	Phen Alk	Fld Fe-II	Fld Tot Fe	CL-RESID
Fraction	N	N	N	N	N	N	N
Unit	mL	mg/L	mg/L	mg/L	mg/L	mg/L	mg/L

Lab COC & Analysis

New COC Current COC xPIN12-05.2402 | Add Mag/Analyt | COC Manager

Lab: STD

☐ VOA-A-007, VOAs ☐ LMV-08, Dioxane

MAG	Desc	Container Code	Number of containers	Filtered	Preservative	Container Description	Barcode

Groundwater Form
EDGE_DOE_7.20.2_GENERIC_01MAY2021

Ground Water

Location

Location ID	0580-2	Top of Screen	20
Project Code	LMIDIQ.308.01.02.01.070.CPC22A	Bottom of Screen	29
Project	Pinellas Monitoring	Total Depth	29
Category	PIN CMT	Location Type	WL

Measurement Equipment

Multiparameter ID	EXOC	Other	
Turbidimeter ID	TRB07	Datalogger Present?	No
Water Level ID	WL27	Datalogger Specific	
Alkalinity ID			

Weather

Precipitation	overcast	Air Temperature (°F)	70 to 80
Wind	light		

Water Level and Purge Data

WL Measurement Time (24 hr)	08:15	Estimated Water Level Range	3.59 - 5.01
Water Level (ft) TOC	4.27	Measured Depth of Well (ft)	
Water Level Flag		Casing Diameter (in)	0.375
Purge Calculation Method	Well_l/f	Casing Volumes to Purge	1
Tubing Length (ft)		Drop Tubing Length (ft)	0
Tubing Diameter (in)		Drop Tubing Diameter (in)	0
Bladder Volume (L)		Flow Cell Volume (L)	0
Well Volume (calc)	0.7419	Purge Volume Unit (L or gal)	L
Length of Water Column (ft) (calc)	24.73	Calculated Purge Volume	0.74
WL Measurement Date	02/29/2024		

Purge Information

Purge Start Time	09:19	Overall Flow Rate	219
Purge Start Date	02/29/2024	Purging stability met?	Stability primary criteria has been met.

Field Results

Add Remove Refresh | Unlock Autofit | Analytes Show

Time	Vol	FLOW	DTW	TEMP	DO	%-do	SC	PH	ORP	TURB	ET
Fraction	N	N	N	N	N	N	N	N	N	N	N
Unit	L	mL/min	ft	C	mg/L	%	umhos/cm	s.u.	mV	NTU	s
09:23	.9	189		27.55	0.3	3.8	945	6.31	-82.8	6.50	285
09:26	1.5	247		27.64	0.24	3	979	6.3	-89.2	4.84	146
09:28	2	248		27.7	0.2	2.6	997	6.3	-93.5	2.70	121
09:29	2.3	228		27.73	0.18	2.3	1006	6.3	-95.9	4.03	79

Sample

Sample Date	02/29/2024	Sample Time	09:40
Location Code	0580-2	Storage: Ice in Cooler?	Yes
Sample ID	PIN12-05.2402003-045	Measurement Method	Air Exclusion
Sample Matrix	GW	Sampling Equipment	Peristalitic Pump & Ded Tubing
Arrival Time (24 hr)	09:16	Filtered Y/N	N
Operational Check Date/Time	02/29/2024 07:11 (24hr)	Number of Filters	
Sampler(s)		Filter Pore Size	
Comments			

Field Results Extra

Add Remove Refresh | Unlock Autofit | Analytes Show

Time	Alk_Vol	Titr.	Alk	Phen Alk	Fld Fe-II	Fld Tot Fe	CL-RESID
Fraction	N	N	N	N	N	N	N
Unit	mL	mg/L	mg/L	mg/L	mg/L	mg/L	mg/L

Lab COC & Analysis

New COC Current COC xPIN12-05.2402 | Add Mag/Analyt | COC Manager

Lab: STD

☐ VOA-A-007, VOAs ☐ LMV-08, Dioxane

MAG	Desc	Container Code	Number of containers	Filtered	Preservative	Container Description	Barcode

Ground Water

Location

Location ID	0580-3	Top of Screen	31
Project Code	LMIDIQ.308.01.02.01.070.CPC22A	Bottom of Screen	40
Project	Pinellas Monitoring	Total Depth	40
Category	PIN CMT	Location Type	WL

Measurement Equipment

Multiparameter ID	EXOC	Other	
Turbidimeter ID	TRB07	Datalogger Present?	No
Water Level ID	WL27	Datalogger Specific	
Alkalinity ID			

Weather

Precipitation	overcast	Air Temperature (°F)	70 to 80
Wind	light		

Water Level and Purge Data

WL Measurement Time (24 hr)	08:15	Estimated Water Level Range	3.59 - 4.97
Water Level (ft) TOC	4.31	Measured Depth of Well (ft)	
Water Level Flag		Casing Diameter (in)	0.375
Purge Calculation Method	Well_l/f	Casing Volumes to Purge	1
Tubing Length (ft)		Drop Tubing Length (ft)	0
Tubing Diameter (in)		Drop Tubing Diameter (in)	0
Bladder Volume (L)		Flow Cell Volume (L)	0
Well Volume (calc)	1.0707	Purge Volume Unit (L or gal)	L
Length of Water Column (ft) (calc)	35.69	Calculated Purge Volume	1.07
WL Measurement Date	02/29/2024		

Purge Information

Purge Start Time	09:57	Overall Flow Rate	185
Purge Start Date	02/29/2024	Purging stability met?	Stability primary criteria has been met.

Field Results

Add Remove Refresh | Unlock Autofit | Analytes Show

Time	Vol	FLOW	DTW	TEMP	DO	%-do	SC	PH	ORP	TURB	ET
Fraction	N	N	N	N	N	N	N	N	N	N	N
Unit	L	mL/min	ft	C	mg/L	%	umhos/cm	s.u.	mV	NTU	s
10:03	1.2	175		28.06	0.31	4	1586	6.27	-47.8	3.82	412
10:05	1.5	247		28.03	0.23	2.9	1589	6.27	-48.8	2.85	73
10:07	1.9	185		28.08	0.16	2.1	1591	6.26	-50.2	3.19	130

Sample

Sample Date	02/29/2024	Sample Time	10:10
Location Code	0580-3	Storage: Ice in Cooler?	Yes
Sample ID	PIN12-05.2402003-046	Measurement Method	Air Exclusion
Sample Matrix	GW	Sampling Equipment	Peristalitic Pump & Ded Tubing
Arrival Time (24 hr)	09:51	Filtered Y/N	N
Operational Check Date/Time	02/29/2024 07:11 (24hr)	Number of Filters	
Sampler(s)		Filter Pore Size	
Comments			

Field Results Extra

Add Remove Refresh | Unlock Autofit | Analytes Show

Time	Alk_Vol	Titr.	Alk	Phen Alk	Fld Fe-II	Fld Tot Fe	CL-RESID
Fraction	N	N	N	N	N	N	N
Unit	mL	mg/L	mg/L	mg/L	mg/L	mg/L	mg/L

Lab COC & Analysis

New COC Current COC xPIN12-05.2402 | Add Mag/Analyt | COC Manager

Lab: STD

☐ VOA-A-007, VOAs ☐ LMV-08, Dioxane

MAG	Desc	Container Code	Number of containers	Filtered	Preservative	Container Description	Barcode

Groundwater Form
EDGE_DOE_7.20.2_GENERIC_01MAY2021

Ground Water

Location

Location ID	0581-1	Top of Screen	9
Project Code	LMIDIQ.308.01.02.01.070.CPC22A	Bottom of Screen	18
Project	Pinellas Monitoring	Total Depth	18
Category	PIN CMT	Location Type	WL

Measurement Equipment

Multiparameter ID	EXOC	Other	
Turbidimeter ID	TRB07	Datalogger Present?	No
Water Level ID	WL27	Datalogger Specific	
Alkalinity ID			

Weather

Precipitation	overcast	Air Temperature (°F)	70 to 80
Wind	light		

Water Level and Purge Data

WL Measurement Time (24 hr)	10:30	Estimated Water Level Range	2.98 - 4.03
Water Level (ft) TOC	3.56	Measured Depth of Well (ft)	
Water Level Flag		Casing Diameter (in)	0.375
Purge Calculation Method	Well_l/f	Casing Volumes to Purge	1
Tubing Length (ft)		Drop Tubing Length (ft)	0
Tubing Diameter (in)		Drop Tubing Diameter (in)	0
Bladder Volume (L)		Flow Cell Volume (L)	0
Well Volume (calc)	0.4332	Purge Volume Unit (L or gal)	L
Length of Water Column (ft) (calc)	14.44	Calculated Purge Volume	0.43
WL Measurement Date	03/05/2024		

Purge Information

Purge Start Time	10:42	Overall Flow Rate	246
Purge Start Date	03/05/2024	Purging stability met?	Stability primary criteria has been met.

Field Results

Add Remove Refresh | Unlock Autofit | Analytes Show

Time	Vol	FLOW	DTW	TEMP	DO	%-do	SC	PH	ORP	TURB	ET
Fraction	N	N	N	N	N	N	N	N	N	N	N
Unit	L	mL/min	ft	C	mg/L	%	umhos/cm	s.u.	mV	NTU	s
10:44	.5	217		27.62	1.1	14	908	6.44	-150.3	9.01	138
10:45	.9	255		27.63	0.45	5.7	923	6.39	-159.9	6.16	94
10:48	1.5	269		27.58	0.28	3.6	941	6.37	-168.1	4.60	134

Sample

Sample Date	03/05/2024	Sample Time	11:00
Location Code	0581-1	Storage: Ice in Cooler?	Yes
Sample ID	PIN12-05.2402003-047	Measurement Method	Air Exclusion
Sample Matrix	GW	Sampling Equipment	Peristalitic Pump & Ded Tubing
Arrival Time (24 hr)	10:28	Filtered Y/N	N
Operational Check Date/Time	03/05/2024 08:00 (24hr)	Number of Filters	
Sampler(s)		Filter Pore Size	
Comments			

Field Results Extra

Add Remove Refresh | Unlock Autofit | Analytes Show

Time	Alk_Vol	Titr.	Alk	Phen Alk	Fld Fe-II	Fld Tot Fe	CL-RESID
Fraction	N	N	N	N	N	N	N
Unit	mL	mg/L	mg/L	mg/L	mg/L	mg/L	mg/L

Lab COC & Analysis

New COC | Current COC xPIN12-05.2402 | Add Mag/Analyt | COC Manager

Lab: STD

☑ VOA-A-007, VOAs ☑ LMV-08, Dioxane

MAG	Desc	Container Code	Number of containers	Filtered	Preservative	Container Description	Barcode
LMV-...							
	LM...	GLASS 40 ML	1	None	4 C, HCl	40 mL glass	
		Please select					
VOA-...							
	VO...	GLASS 40 ML	3	None	4 C, HCl	40 mL glass	
		Please select					

Groundwater Form
EDGE_DOE_7.20.2_GENERIC_01MAY2021

Ground Water

Location

Location ID	0581-2	Top of Screen	20
Project Code	LMIDIQ.308.01.02.01.070.CPC22A	Bottom of Screen	29
Project	Pinellas Monitoring	Total Depth	29
Category	PIN CMT	Location Type	WL

Measurement Equipment

Multiparameter ID	EXOC	Other	
Turbidimeter ID	TRB07	Datalogger Present?	No
Water Level ID	WL27	Datalogger Specific	
Alkalinity ID			

Weather

Precipitation	overcast	Air Temperature (°F)	70 to 80
Wind	light		

Water Level and Purge Data

WL Measurement Time (24 hr)	10:30	Estimated Water Level Range	2.98 - 4.1
Water Level (ft) TOC	3.59	Measured Depth of Well (ft)	
Water Level Flag		Casing Diameter (in)	0.375
Purge Calculation Method	Well_l/f	Casing Volumes to Purge	1
Tubing Length (ft)		Drop Tubing Length (ft)	0
Tubing Diameter (in)		Drop Tubing Diameter (in)	0
Bladder Volume (L)		Flow Cell Volume (L)	0
Well Volume (calc)	0.7623	Purge Volume Unit (L or gal)	L
Length of Water Column (ft) (calc)	25.41	Calculated Purge Volume	0.76
WL Measurement Date	03/05/2024		

Purge Information

Purge Start Time	10:55	Overall Flow Rate	285
Purge Start Date	03/05/2024	Purging stability met?	Stability primary criteria has been met.

Field Results

Add Remove Refresh | Unlock Autofit | Analytes Show

Time	Vol	FLOW	DTW	TEMP	DO	%-do	SC	PH	ORP	TURB	ET
Fraction	N	N	N	N	N	N	N	N	N	N	N
Unit	L	mL/min	ft	C	mg/L	%	umhos/cm	s.u.	mV	NTU	s
10:58	1	269		28.32	1.18	15.2	1284	6.34	-148.8	32.1	223
11:00	1.5	341		28.36	0.3	3.9	1287	6.32	-167.7	19.3	88
11:01	2	283		28.47	0.21	2.7	1288	6.31	-177.5	12.6	106
11:03	2.3	247		28.61	0.18	2.3	1289	6.31	-181.7	9.10	73
11:04	2.7	304		28.63	0.15	2	1290	6.31	-184.7	7.27	79

Sample

Sample Date	03/05/2024	Sample Time	11:10
Location Code	0581-2	Storage: Ice in Cooler?	Yes
Sample ID	PIN12-05.2402003-048	Measurement Method	Air Exclusion
Sample Matrix	GW	Sampling Equipment	Peristalitic Pump & Ded Tubing
Arrival Time (24 hr)	10:53	Filtered Y/N	N
Operational Check Date/Time	03/05/2024 08:00 (24hr)	Number of Filters	
Sampler(s)		Filter Pore Size	
Comments			

Field Results Extra

Add Remove Refresh | Unlock Autofit | Analytes Show

Time	Alk_Vol	Titr.	Alk	Phen Alk	Fld Fe-II	Fld Tot Fe	CL-RESID
Fraction	N	N	N	N	N	N	N
Unit	mL	mg/L	mg/L	mg/L	mg/L	mg/L	mg/L

Lab COC & Analysis

New COC | Current COC xPIN12-05.2402 | Add Mag/Analyt | COC Manager

Lab: STD

☑ VOA-A-007, VOAs ☑ LMV-08, Dioxane

MAG	Desc	Container Code	Number of containers	Filtered	Preservative	Container Description	Barco
LMV-08, Dioxane							
	LMV-08: 1,4-Dioxane	GLASS 40 ML	1	None	4 C, HCl	40 mL glass	
		Please select					
VOA-A-007, VOAs							
	VOA-A-007: VOAs	GLASS 40 ML	3	None	4 C, HCl	40 mL glass	

Groundwater Form
EDGE_DOE_7.20.2_GENERIC_01MAY2021

Ground Water

Location

Location ID	0581-3	Top of Screen	31
Project Code	LMIDIQ.308.01.02.01.070.CPC22A	Bottom of Screen	40
Project	Pinellas Monitoring	Total Depth	40
Category	PIN CMT	Location Type	WL

Measurement Equipment

Multiparameter ID	EXOC	Other	
Turbidimeter ID	TRB07	Datalogger Present?	No
Water Level ID	WL27	Datalogger Specific	
Alkalinity ID			

Weather

Precipitation	overcast	Air Temperature (°F)	70 to 80
Wind	light		

Water Level and Purge Data

WL Measurement Time (24 hr)	10:30	Estimated Water Level Range	2.96 - 4.34
Water Level (ft) TOC	3.59	Measured Depth of Well (ft)	
Water Level Flag		Casing Diameter (in)	0.375
Purge Calculation Method	Well_l/f	Casing Volumes to Purge	1
Tubing Length (ft)		Drop Tubing Length (ft)	0
Tubing Diameter (in)		Drop Tubing Diameter (in)	0
Bladder Volume (L)		Flow Cell Volume (L)	0
Well Volume (calc)	1.0923	Purge Volume Unit (L or gal)	L
Length of Water Column (ft) (calc)	36.41	Calculated Purge Volume	1.09
WL Measurement Date	03/05/2024		

Purge Information

Purge Start Time	10:38	Overall Flow Rate	223
Purge Start Date	03/05/2024	Purging stability met?	

Field Results

Add Remove Refresh | Unlock Autofit | Analytes Show

Time	Vol	FLOW	DTW	TEMP	DO	%-do	SC	PH	ORP	TURB	ET
Fraction	N	N	N	N	N	N	N	N	N	N	N
Unit	L	mL/min	ft	C	mg/L	%	umhos/cm	s.u.	mV	NTU	s
11:14	8	219		28.36	0.36	4.7	1535	6.31	-85.5	21.4	2187
11:16	8.5	246		28.29	0.18	2.3	1533	6.32	-94.4	16.7	122
11:18	8.8	198		28.38	0.1	1.3	1532	6.32	-97.7	19.9	91
11:20	9.3	207		28.4	0.07	0.9	1531	6.32	-103	31.2	145
11:22	9.8	240		28.48	0.05	0.7	1529	6.31	-105.5	45.1	125
11:24	10.3	236		28.33	0.05	0.6	1530	6.32	-107.3	45.6	127
11:25	10.6	257		28.35	0.04	0.6	1530	6.32	-108.3	37.5	70
11:27	10.9	186		28.4	0.04	0.6	1530	6.32	-109.2	30.6	97
11:28	11.2	205		28.42	0.04	0.5	1530	6.32	-109.8	20.9	88
11:30	11.5	257		28.41	0.04	0.5	1530	6.32	-110.3	18.8	70
11:31	11.8	212		28.38	0.03	0.4	1531	6.32	-110.5	24.3	85
11:32	12.1	257		28.49	0.03	0.4	1530	6.32	-111.1	44.1	70
11:34	12.5	226		28.52	0.02	0.3	1531	6.32	-112	70.6	106
11:35	12.8	247		28.45	0.02	0.3	1532	6.33	-112.4	75.3	73
11:36	13.1	257		28.49	0.02	0.3	1532	6.33	-112.4	69.3	70

Sample

Sample Date	03/05/2024	Sample Time	11:40
Location Code	0581-3	Storage: Ice in Cooler?	Yes
Sample ID	PIN12-05.2402003-049	Measurement Method	Air Exclusion
Sample Matrix	GW	Sampling Equipment	Peristalitic Pump & Ded Tubing
Arrival Time (24 hr)	11:10	Filtered Y/N	N
Operational Check Date/Time	03/05/2024 08:00 (24hr)	Number of Filters	
Sampler(s)		Filter Pore Size	
Comments			

Field Results Extra

Add Remove Refresh | Unlock Autofit | Analytes Show

Time	Alk_Vol	Titr.	Alk	Phen Alk	Fld Fe-II	Fld Tot Fe	CL-RESID
Fraction	N	N	N	N	N	N	N
Unit	mL	mg/L	mg/L	mg/L	mg/L	mg/L	mg/L

Lab COC & Analysis

New COC Current COC xPIN12-05.2402 | Add Mag/Analyt | COC Manager

Lab: STD

☑ VOA-A-007, VOAs ☑ LMV-08, Dioxane

MAG	Desc	Container Code	Number of containers	Filtered	Preservative	Container Description	Barco
LMV-08, Dioxane							
	LMV-08: 1,4-Dioxane	GLASS 40 ML	1	None	4 C, HCl	40 mL glass	
		Please select					
VOA-A-007, VOAs							
	VOA-A-007: VOAs	GLASS 40 ML	3	None	4 C, HCl	40 mL glass	

Groundwater Form
EDGE_DOE_7.20.2_GENERIC_01MAY2021

Ground Water

Location

Location ID	0582-1	Top of Screen	9
Project Code	LMIDIQ.308.01.02.01.070.CPC22A	Bottom of Screen	18
Project	Pinellas Monitoring	Total Depth	18
Category	PIN CMT	Location Type	WL

Measurement Equipment

Multiparameter ID	EXOC	Other	
Turbidimeter ID	TRB07	Datalogger Present?	No
Water Level ID	WL27	Datalogger Specific	
Alkalinity ID			

Weather

Precipitation	overcast	Air Temperature (°F)	70 to 80
Wind	light		

Water Level and Purge Data

WL Measurement Time (24 hr)	08:30	Estimated Water Level Range	2.2 - 3.58
Water Level (ft) TOC	2.85	Measured Depth of Well (ft)	
Water Level Flag		Casing Diameter (in)	0.375
Purge Calculation Method	Well_l/f	Casing Volumes to Purge	1
Tubing Length (ft)		Drop Tubing Length (ft)	0
Tubing Diameter (in)		Drop Tubing Diameter (in)	0
Bladder Volume (L)		Flow Cell Volume (L)	0
Well Volume (calc)	0.4545	Purge Volume Unit (L or gal)	L
Length of Water Column (ft) (calc)	15.15	Calculated Purge Volume	0.45
WL Measurement Date	03/05/2024		

Purge Information

Purge Start Time	08:50	Overall Flow Rate	254
Purge Start Date	03/05/2024	Purging stability met?	

Field Results

Add Remove Refresh | Unlock Autofit | Analytes Show

Time	Vol	FLOW	DTW	TEMP	DO	%-do	SC	PH	ORP	TURB	ET
Fraction	N	N	N	N	N	N	N	N	N	N	N
Unit	L	mL/min	ft	C	mg/L	%	umhos/cm	s.u.	mV	NTU	s
09:04	3.5	247		27.63	0.13	1.6	1833	6.26	-202.7	47.4	849
09:11	5.5	273		27.74	0.11	1.4	1835	6.28	-258.9	48.8	440
09:13	6	234		27.73	0.1	1.3	1836	6.28	-259.3	45.0	128

Sample

Sample Date	03/05/2024	Sample Time	09:15
Location Code	0582-1	Storage: Ice in Cooler?	Yes
Sample ID	PIN12-05.2402003-050	Measurement Method	Air Exclusion
Sample Matrix	GW	Sampling Equipment	Peristalitic Pump & Ded Tubing
Arrival Time (24 hr)	08:27	Filtered Y/N	N
Operational Check Date/Time	03/05/2024 08:00 (24hr)	Number of Filters	
Sampler(s)		Filter Pore Size	
Comments	secondary turbidity criteria		

Field Results Extra

Add Remove Refresh | Unlock Autofit | Analytes Show

Time	Alk_Vol	Titr.	Alk	Phen Alk	Fld Fe-II	Fld Tot Fe	CL-RESID
Fraction	N	N	N	N	N	N	N
Unit	mL	mg/L	mg/L	mg/L	mg/L	mg/L	mg/L

Lab COC & Analysis

New COC | Current COC xPIN12-05.2402 | Add Mag/Analyt | COC Manager

Lab: STD

☑ VOA-A-007, VOAs ☑ LMV-08, Dioxane

MAG	Desc	Container Code	Number of containers	Filtered	Preservative	Container Description	Barco
LMV-08, Dioxane							
	LMV-08: 1,4-Dioxane	GLASS 40 ML	1	None	4 C, HCl	40 mL glass	
		Please select					
VOA-A-007, VOAs							
	VOA-A-007: VOAs	GLASS 40 ML	3	None	4 C, HCl	40 mL glass	

Groundwater Form
EDGE_DOE_7.20.2_GENERIC_01MAY2021

Ground Water

Location

Location ID	0582-2	Top of Screen	20
Project Code	LMIDIQ.308.01.02.01.070.CPC22A	Bottom of Screen	29
Project	Pinellas Monitoring	Total Depth	29
Category	PIN CMT	Location Type	WL

Measurement Equipment

Multiparameter ID	EXOC	Other	
Turbidimeter ID	TRB07	Datalogger Present?	No
Water Level ID	WL27	Datalogger Specific	
Alkalinity ID			

Weather

Precipitation	overcast	Air Temperature (°F)	70 to 80
Wind	light		

Water Level and Purge Data

WL Measurement Time (24 hr)	08:30	Estimated Water Level Range	2.23 - 3.38
Water Level (ft) TOC	2.85	Measured Depth of Well (ft)	
Water Level Flag		Casing Diameter (in)	0.375
Purge Calculation Method	Well_l/f	Casing Volumes to Purge	1
Tubing Length (ft)		Drop Tubing Length (ft)	0
Tubing Diameter (in)		Drop Tubing Diameter (in)	0
Bladder Volume (L)		Flow Cell Volume (L)	0
Well Volume (calc)	0.7845	Purge Volume Unit (L or gal)	L
Length of Water Column (ft) (calc)	26.15	Calculated Purge Volume	0.78
WL Measurement Date	03/05/2024		

Purge Information

Purge Start Time	09:25	Overall Flow Rate	360
Purge Start Date	03/05/2024	Purging stability met?	Stability primary criteria has been met.

Field Results

Add Remove Refresh | Unlock Autofit | Analytes Show

Time	Vol	FLOW	DTW	TEMP	DO	%-do	SC	PH	ORP	TURB	ET
Fraction	N	N	N	N	N	N	N	N	N	N	N
Unit	L	mL/min	ft	C	mg/L	%	umhos/cm	s.u.	mV	NTU	s
09:47	8	356		28.47	0.38	4.9	1614	6.43	-266.4	10.9	1350
09:48	8.5	517		28.5	0.13	1.7	1615	6.42	-270	5.04	58
09:49	9	330		28.43	0.07	1	1613	6.42	-271.5	2.93	91

Sample

Sample Date	03/05/2024	Sample Time	10:00
Location Code	0582-2	Storage: Ice in Cooler?	Yes
Sample ID	PIN12-05.2402003-051	Measurement Method	Air Exclusion
Sample Matrix	GW	Sampling Equipment	Peristalitic Pump & Ded Tubing
Arrival Time (24 hr)	09:42	Filtered Y/N	N
Operational Check Date/Time	03/05/2024 08:00 (24hr)	Number of Filters	
Sampler(s)		Filter Pore Size	
Comments			

Field Results Extra

Add Remove Refresh | Unlock Autofit | Analytes Show

Time	Alk_Vol	Titr.	Alk	Phen Alk	Fld Fe-II	Fld Tot Fe	CL-RESID
Fraction	N	N	N	N	N	N	N
Unit	mL	mg/L	mg/L	mg/L	mg/L	mg/L	mg/L

Lab COC & Analysis

New COC | Current COC xPIN12-05.2402 | Add Mag/Analyt | COC Manager

Lab: STD

☑ VOA-A-007, VOAs ☑ LMV-08, Dioxane

MAG	Desc	Container Code	Number of containers	Filtered	Preservative	Container Description	Barco
LMV-08, Dioxane							
	LMV-08: 1,4-Dioxane	GLASS 40 ML	1	None	4 C, HCl	40 mL glass	
		Please select					
VOA-A-007, VOAs							
	VOA-A-007: VOAs	GLASS 40 ML	3	None	4 C, HCl	40 mL glass	

Groundwater Form
EDGE_DOE_7.20.2_GENERIC_01MAY2021

Ground Water

Location

Location ID	0582-3	Top of Screen	31
Project Code	LMIDIQ.308.01.02.01.070.CPC22A	Bottom of Screen	40
Project	Pinellas Monitoring	Total Depth	40
Category	PIN CMT	Location Type	WL

Measurement Equipment

Multiparameter ID	EXOC	Other	
Turbidimeter ID	TRB07	Datalogger Present?	No
Water Level ID	WL27	Datalogger Specific	
Alkalinity ID			

Weather

Precipitation	overcast	Air Temperature (°F)	70 to 80
Wind	light		

Water Level and Purge Data

WL Measurement Time (24 hr)	08:30	Estimated Water Level Range	2.09 - 3.58
Water Level (ft) TOC	2.85	Measured Depth of Well (ft)	
Water Level Flag		Casing Diameter (in)	0.375
Purge Calculation Method	Well_l/f	Casing Volumes to Purge	1
Tubing Length (ft)		Drop Tubing Length (ft)	0
Tubing Diameter (in)		Drop Tubing Diameter (in)	0
Bladder Volume (L)		Flow Cell Volume (L)	0
Well Volume (calc)	1.1145	Purge Volume Unit (L or gal)	L
Length of Water Column (ft) (calc)	37.15	Calculated Purge Volume	1.11
WL Measurement Date	03/05/2024		

Purge Information

Purge Start Time	09:00	Overall Flow Rate	156
Purge Start Date	03/05/2024	Purging stability met?	Stability primary criteria has been met.

Field Results

Add Remove Refresh | Unlock Autofit | Analytes Show

Time	Vol	FLOW	DTW	TEMP	DO	%-do	SC	PH	ORP	TURB	ET
Fraction	N	N	N	N	N	N	N	N	N	N	N
Unit	L	mL/min	ft	C	mg/L	%	umhos/cm	s.u.	mV	NTU	s
09:23	3.5	150		27.45	0.74	9.4	1765	6.2	-214.9	12.5	1397
09:28	4.5	183		27.57	0.2	2.5	1757	6.17	-218.9	11.1	327
09:31	4.9	152		27.73	0.17	2.2	1757	6.17	-220.3	13.6	158
09:33	5.3	168		27.79	0.13	1.6	1756	6.17	-220.9	9.28	143
09:35	5.6	149		28.05	0.11	1.4	1753	6.16	-223.8	12.4	121
09:38	5.9	134		28.06	0.09	1.2	1757	6.15	-225.6	4.44	134
09:39	6.2	175		28.08	0.09	1.1	1759	6.15	-228.2	5.01	103

Sample

Sample Date	03/05/2024	Sample Time	09:45
Location Code	0582-3	Storage: Ice in Cooler?	Yes
Sample ID	PIN12-05.2402003-052	Measurement Method	Air Exclusion
Sample Matrix	GW	Sampling Equipment	Peristalitic Pump & Ded Tubing
Arrival Time (24 hr)	09:20	Filtered Y/N	N
Operational Check Date/Time	03/05/2024 08:00 (24hr)	Number of Filters	
Sampler(s)		Filter Pore Size	
Comments	well degassing during purge and sampling.		

Field Results Extra

Add Remove Refresh | Unlock Autofit | Analytes Show

Time	Alk_Vol	Titr.	Alk	Phen Alk	Fld Fe-II	Fld Tot Fe	CL-RESID
Fraction	N	N	N	N	N	N	N
Unit	mL	mg/L	mg/L	mg/L	mg/L	mg/L	mg/L

Lab COC & Analysis

New COC | Current COC xPIN12-05.2402 | Add Mag/Analyt | COC Manager

Lab: STD

☑ VOA-A-007, VOAs ☑ LMV-08, Dioxane

MAG	Desc	Container Code	Number of containers	Filtered	Preservative	Container Description	Barco
LMV-08, Dioxane							
	LMV-08: 1,4-Dioxane	GLASS 40 ML	1	None	4 C, HCl	40 mL glass	
		Please select					
VOA-A-007, VOAs							
	VOA-A-007: VOAs	GLASS 40 ML	3	None	4 C, HCl	40 mL glass	

Groundwater Form
EDGE_DOE_7.20.2_GENERIC_01MAY2021

Ground Water

Location

Location ID	0583-1	Top of Screen	9
Project Code	LMIDIQ.308.01.02.01.070.CPC22A	Bottom of Screen	18
Project	Pinellas Monitoring	Total Depth	18
Category	PIN CMT	Location Type	WL

Measurement Equipment

Multiparameter ID	EXOC	Other	
Turbidimeter ID	TRB07	Datalogger Present?	No
Water Level ID	WL27	Datalogger Specific	
Alkalinity ID			

Weather

Precipitation	overcast	Air Temperature (°F)	70 to 80
Wind	light		

Water Level and Purge Data

WL Measurement Time (24 hr)	08:05	Estimated Water Level Range	1.95 - 3.53
Water Level (ft) TOC	2.62	Measured Depth of Well (ft)	
Water Level Flag		Casing Diameter (in)	0.375
Purge Calculation Method	Well_l/f	Casing Volumes to Purge	1
Tubing Length (ft)		Drop Tubing Length (ft)	0
Tubing Diameter (in)		Drop Tubing Diameter (in)	0
Bladder Volume (L)		Flow Cell Volume (L)	0
Well Volume (calc)	0.4614	Purge Volume Unit (L or gal)	L
Length of Water Column (ft) (calc)	15.38	Calculated Purge Volume	0.46
WL Measurement Date	03/04/2024		

Purge Information

Purge Start Time	08:14	Overall Flow Rate	169
Purge Start Date	03/04/2024	Purging stability met?	

Field Results

Add Remove Refresh | Unlock Autofit | Analytes Show

Time	Vol	FLOW	DTW	TEMP	DO	%-do	SC	PH	ORP	TURB	ET
Fraction	N	N	N	N	N	N	N	N	N	N	N
Unit	L	mL/min	ft	C	mg/L	%	umhos/cm	s.u.	mV	NTU	s
08:16	.6	201		26.02	1.36	16.8	782	6.31	-32.1	58.3	179
08:20	1.1	155		26.37	1.11	13.8	782	6.34	-63.9	117	194
08:23	1.7	172		26.36	1.01	12.6	790	6.38	-72.1	181	209
08:27	2.3	162		26.28	0.26	3.2	806	6.4	-83.5	253	222
08:28	2.8	319		26.31	0.23	2.9	809	6.41	-86.6	231	94
08:30	3	152		26.25	0.22	2.7	811	6.41	-88.8	193	79
08:32	3.2	107		26.31	0.2	2.4	814	6.42	-91.5	160	112
08:35	3.6	118		26.45	0.17	2.1	818	6.42	-95.6	134	204
08:36	3.8	148		26.4	0.17	2.1	819	6.42	-95.9	116	81
08:37	4	197		26.42	0.16	1.9	819	6.42	-97.8	110	61
08:38	4.2	207		26.42	0.15	1.8	819	6.43	-98.6	113	58

Sample

Sample Date	03/04/2024	Sample Time	08:40
Location Code	0583-1	Storage: Ice in Cooler?	Yes
Sample ID	PIN12-05.2402003-053	Measurement Method	Air Exclusion
Sample Matrix	GW	Sampling Equipment	Peristalitic Pump & Ded Tubing
Arrival Time (24 hr)	08:02	Filtered Y/N	N
Operational Check Date/Time	03/04/2024 07:28 (24hr)	Number of Filters	
Sampler(s)		Filter Pore Size	
Comments			

Field Results Extra

Add Remove Refresh | Unlock Autofit | Analytes Show

Time	Alk_Vol	Titr.	Alk	Phen Alk	Fld Fe-II	Fld Tot Fe	CL-RESID
Fraction	N	N	N	N	N	N	N
Unit	mL	mg/L	mg/L	mg/L	mg/L	mg/L	mg/L

Lab COC & Analysis

New COC | Current COC xPIN12-05.2402 | Add Mag/Analyt | COC Manager

Lab: STD

☑ VOA-A-007, VOAs ☑ LMV-08, Dioxane

MAG	Desc	Container Code	Number of containers	Filtered	Preservative	Container Description	Barco
LMV-08, Dioxane							
	LMV-08: 1,4-Dioxane	GLASS 40 ML	1	None	4 C, HCl	40 mL glass	
		Please select					
VOA-A-007, VOAs							
	VOA-A-007: VOAs	GLASS 40 ML	3	None	4 C, HCl	40 mL glass	

Groundwater Form
EDGE_DOE_7.20.2_GENERIC_01MAY2021

Ground Water

Location

Location ID	0583-2	Top of Screen	20
Project Code	LMIDIQ.308.01.02.01.070.CPC22A	Bottom of Screen	29
Project	Pinellas Monitoring	Total Depth	29
Category	PIN CMT	Location Type	WL

Measurement Equipment

Multiparameter ID	EXOC	Other	
Turbidimeter ID	TRB07	Datalogger Present?	No
Water Level ID	WL27	Datalogger Specific	
Alkalinity ID			

Weather

Precipitation	overcast	Air Temperature (°F)	70 to 80
Wind	light		

Water Level and Purge Data

WL Measurement Time (24 hr)	08:05	Estimated Water Level Range	2.05 - 3.55
Water Level (ft) TOC	2.68	Measured Depth of Well (ft)	
Water Level Flag		Casing Diameter (in)	0.375
Purge Calculation Method	Well_l/f	Casing Volumes to Purge	1
Tubing Length (ft)		Drop Tubing Length (ft)	0
Tubing Diameter (in)		Drop Tubing Diameter (in)	0
Bladder Volume (L)		Flow Cell Volume (L)	0
Well Volume (calc)	0.7896	Purge Volume Unit (L or gal)	L
Length of Water Column (ft) (calc)	26.32	Calculated Purge Volume	0.79
WL Measurement Date	03/04/2024		

Purge Information

Purge Start Time	08:46	Overall Flow Rate	273
Purge Start Date	03/04/2024	Purging stability met?	Stability primary criteria has been met.

Field Results

Add Remove Refresh | Unlock Autofit | Analytes Show

Time	Vol	FLOW	DTW	TEMP	DO	%-do	SC	PH	ORP	TURB	ET
Fraction	N	N	N	N	N	N	N	N	N	N	N
Unit	L	mL/min	ft	C	mg/L	%	umhos/cm	s.u.	mV	NTU	s
08:49	.8	262		27.27	0.64	8.1	1078	6.39	-94.9	33.4	183
08:50	1.2	255		27.5	0.33	4.2	1294	6.4	-96.4	24.6	94
08:52	1.7	268		27.62	0.21	2.7	1400	6.41	-98	13.7	112
08:53	1.9	353		27.65	0.2	2.5	1420	6.42	-98.3	10.6	34
08:54	2.3	293		27.65	0.17	2.2	1452	6.42	-98.8	6.90	82

Sample

Sample Date	03/04/2024	Sample Time	09:00
Location Code	0583-2	Storage: Ice in Cooler?	Yes
Sample ID	PIN12-05.2402003-054	Measurement Method	Air Exclusion
Sample Matrix	GW	Sampling Equipment	Peristalitic Pump & Ded Tubing
Arrival Time (24 hr)	08:45	Filtered Y/N	N
Operational Check Date/Time	03/04/2024 07:28 (24hr)	Number of Filters	
Sampler(s)		Filter Pore Size	
Comments			

Field Results Extra

Add Remove Refresh | Unlock Autofit | Analytes Show

Time	Alk_Vol	Titr.	Alk	Phen Alk	Fld Fe-II	Fld Tot Fe	CL-RESID
Fraction	N	N	N	N	N	N	N
Unit	mL	mg/L	mg/L	mg/L	mg/L	mg/L	mg/L

Lab COC & Analysis

New COC | Current COC xPIN12-05.2402 | Add Mag/Analyt | COC Manager

Lab: STD

☑ VOA-A-007, VOAs ☑ LMV-08, Dioxane

MAG	Desc	Container Code	Number of containers	Filtered	Preservative	Container Description	Barco
LMV-08, Dioxane							
	LMV-08: 1,4-Dioxane	GLASS 40 ML	1	None	4 C, HCl	40 mL glass	
		Please select					
VOA-A-007, VOAs							
	VOA-A-007: VOAs	GLASS 40 ML	3	None	4 C, HCl	40 mL glass	

Groundwater Form
EDGE_DOE_7.20.2_GENERIC_01MAY2021

Ground Water

Location

Location ID	0583-3	Top of Screen	31
Project Code	LMIDIQ.308.01.02.01.070.CPC22A	Bottom of Screen	40
Project	Pinellas Monitoring	Total Depth	40
Category	PIN CMT	Location Type	WL

Measurement Equipment

Multiparameter ID	EXOC	Other	
Turbidimeter ID	TRB07	Datalogger Present?	No
Water Level ID	WL27	Datalogger Specific	
Alkalinity ID			

Weather

Precipitation	overcast	Air Temperature (°F)	70 to 80
Wind	light		

Water Level and Purge Data

WL Measurement Time (24 hr)	08:05	Estimated Water Level Range	1.98 - 3.25
Water Level (ft) TOC	2.77	Measured Depth of Well (ft)	
Water Level Flag		Casing Diameter (in)	0.375
Purge Calculation Method	Well_l/f	Casing Volumes to Purge	1
Tubing Length (ft)		Drop Tubing Length (ft)	0
Tubing Diameter (in)		Drop Tubing Diameter (in)	0
Bladder Volume (L)		Flow Cell Volume (L)	0
Well Volume (calc)	1.1169	Purge Volume Unit (L or gal)	L
Length of Water Column (ft) (calc)	37.23	Calculated Purge Volume	1.12
WL Measurement Date	03/04/2024		

Purge Information

Purge Start Time	09:03	Overall Flow Rate	270
Purge Start Date	03/04/2024	Purging stability met?	Stability primary criteria has been met.

Field Results

Add Remove Refresh | Unlock Autofit | Analytes Show

Time	Vol	FLOW	DTW	TEMP	DO	%-do	SC	PH	ORP	TURB	ET
Fraction	N	N	N	N	N	N	N	N	N	N	N
Unit	L	mL/min	ft	C	mg/L	%	umhos/cm	s.u.	mV	NTU	s
09:07	1.2	300		27.71	0.39	4.9	1662	6.22	-36.6	131	240
09:10	2	258		27.87	0.19	2.4	1680	6.22	-40.7	59.9	186
09:11	2.5	300		27.95	0.16	2.1	1686	6.22	-41.5	36.4	100
09:14	3.2	273		27.87	0.13	1.6	1689	6.23	-42.8	16.0	154
09:17	4.0	235		28.02	0.11	1.4	1690	6.23	-44.3	12.5	204
09:19	4.4	255		28.03	0.1	1.3	1691	6.23	-45.1	12.2	94

Sample

Sample Date	03/04/2024	Sample Time	09:20
Location Code	0583-3	Storage: Ice in Cooler?	Yes
Sample ID	PIN12-05.2402003-055	Measurement Method	Air Exclusion
Sample Matrix	GW	Sampling Equipment	Peristalitic Pump & Ded Tubing
Arrival Time (24 hr)	09:00	Filtered Y/N	N
Operational Check Date/Time	03/04/2024 07:28 (24hr)	Number of Filters	
Sampler(s)		Filter Pore Size	
Comments	Flowing when opened. Effervecent.		

Field Results Extra

Add Remove Refresh | Unlock Autofit | Analytes Show

Time	Alk_Vol	Titr.	Alk	Phen Alk	Fld Fe-II	Fld Tot Fe	CL-RESID
Fraction	N	N	N	N	N	N	N
Unit	mL	mg/L	mg/L	mg/L	mg/L	mg/L	mg/L

Lab COC & Analysis

New COC | Current COC xPIN12-05.2402 | Add Mag/Analyt | COC Manager

Lab: STD

☑ VOA-A-007, VOAs ☑ LMV-08, Dioxane

MAG	Desc	Container Code	Number of containers	Filtered	Preservative	Container Description	Barco
LMV-08, Dioxane							
	LMV-08: 1,4-Dioxane	GLASS 40 ML	1	None	4 C, HCl	40 mL glass	
		Please select					
VOA-A-007, VOAs							
	VOA-A-007: VOAs	GLASS 40 ML	3	None	4 C, HCl	40 mL glass	

Groundwater Form
EDGE_DOE_7.20.2_GENERIC_01MAY2021

Ground Water

Location

Location ID	0584-1	Top of Screen	9
Project Code	LMIDIQ.308.01.02.01.070.CPC22A	Bottom of Screen	18
Project	Pinellas Monitoring	Total Depth	18
Category	PIN CMT	Location Type	WL

Measurement Equipment

Multiparameter ID	EXOB	Other	
Turbidimeter ID	TRB01	Datalogger Present?	No
Water Level ID		Datalogger Specific	
Alkalinity ID			

Weather

Precipitation	overcast	Air Temperature (°F)	60 to 70
Wind	light		

Water Level and Purge Data

WL Measurement Time (24 hr)	09:50	Estimated Water Level Range	2.06 - 3.65
Water Level (ft) TOC	3.12	Measured Depth of Well (ft)	
Water Level Flag		Casing Diameter (in)	0.375
Purge Calculation Method	Well_l/f	Casing Volumes to Purge	1
Tubing Length (ft)		Drop Tubing Length (ft)	0
Tubing Diameter (in)		Drop Tubing Diameter (in)	0
Bladder Volume (L)		Flow Cell Volume (L)	0
Well Volume (calc)	0.4464	Purge Volume Unit (L or gal)	L
Length of Water Column (ft) (calc)	14.88	Calculated Purge Volume	0.45
WL Measurement Date	03/01/2024		

Purge Information

Purge Start Time	12:20	Overall Flow Rate	109
Purge Start Date	03/01/2024	Purging stability met?	Stability primary criteria has been met.

Field Results

Add Remove Refresh | Unlock Autofit | Analytes Show

Time	\	FL	D	T	D	%	SC		O	T	I
Fraction	N	N	N	N	N	N	N	N	N	N	N
Unit	L	mL/...	ft	C	m...	%	umho...	s.	mV	N...	s
12:39	2...	107		26...	2....	35	814	6.	-4...	11...	1
12:41	2...	132		26...	0....	5.6	808	6.	-4...	12...	9
12:42	2...	122		26...	0....	3.6	811	6.	-4...	10...	9
12:45	2...	108		26...	0....	2.2	810	6.	-54	10...	1

Sample

Sample Date	03/01/2024	Sample Time	12:55
Location Code	0584-1	Storage: Ice in Cooler?	Yes
Sample ID	PIN12-05.2402003-056	Measurement Method	Air Exclusion
Sample Matrix	GW	Sampling Equipment	Peristalitic Pump & Ded Tubing
Arrival Time (24 hr)	12:37	Filtered Y/N	N
Operational Check Date/Time	03/01/2024 07:00 (24hr)	Number of Filters	
Sampler(s)		Filter Pore Size	
Comments			

Field Results Extra

Add Remove Refresh | Unlock Autofit | Analytes Show

Time	Alk_Vol	Titr.	Alk	Phen Alk	Fld Fe-II	Fld Tot Fe	CL-RESID
Fraction	N	N	N	N	N	N	N
Unit	mL	mg/L	mg/L	mg/L	mg/L	mg/L	mg/L

Lab COC & Analysis

New COC Current COC xPIN12-05.2402 | Add Mag/Analyt | COC Manager

Lab: STD

☐ VOA-A-007, VOAs ☐ LMV-08, Dioxane

MAG	Desc	Container Code	Number of containers	Filtered	Preservative	Container Description	Barcode

Ground Water

Location

Location ID	0584-2	Top of Screen	20
Project Code	LMIDIQ.308.01.02.01.070.CPC22A	Bottom of Screen	29
Project	Pinellas Monitoring	Total Depth	29
Category	PIN CMT	Location Type	WL

Measurement Equipment

Multiparameter ID	EXOB	Other	
Turbidimeter ID	TRB01	Datalogger Present?	No
Water Level ID		Datalogger Specific	
Alkalinity ID			

Weather

Precipitation	overcast	Air Temperature (°F)	60 to 70
Wind	light		

Water Level and Purge Data

WL Measurement Time (24 hr)	09:50	Estimated Water Level Range	2.29 - 3.72
Water Level (ft) TOC	3.22	Measured Depth of Well (ft)	
Water Level Flag		Casing Diameter (in)	0.375
Purge Calculation Method	Well_l/f	Casing Volumes to Purge	1
Tubing Length (ft)		Drop Tubing Length (ft)	0
Tubing Diameter (in)		Drop Tubing Diameter (in)	0
Bladder Volume (L)		Flow Cell Volume (L)	0
Well Volume (calc)	0.7734	Purge Volume Unit (L or gal)	L
Length of Water Column (ft) (calc)	25.78	Calculated Purge Volume	0.77
WL Measurement Date	03/01/2024		

Purge Information

Purge Start Time	12:00	Overall Flow Rate	171
Purge Start Date	03/01/2024	Purging stability met?	Stability primary criteria has been met.

Field Results

Add Remove Refresh | Unlock Autofit | Analytes Show

Time	\	FL	D	T	D	%	SC	P	(	T	(
Fraction	N	N	N	N	N	N	N	N	N	N	N
Unit	L	mL/...	ft	C	m...	%	umh...	s...	m	N...	s
12:17	3...	191		27...	0....	9.5	947	6....	-4	25...	1
12:20	3...	94		26...	0....	2.2	913	6....	-6	28...	1
12:23	4...	165		26...	0....	1.3	906	6....	-7	21...	1
12:24	4...	228		27...	0....	1.2	903	6....	-7	22...	7
12:27	4...	149		27...	0....	0.9	904	6....	-7	18...	1
12:29	5...	153		27...	0....	0.9	902	6....	-7	13...	1
12:30	5...	136		27...	0....	0.8	903	6....	-7	13...	8

Sample

Sample Date	03/01/2024	Sample Time	12:40
Location Code	0584-2	Storage: Ice in Cooler?	Yes
Sample ID	PIN12-05.2402003-057	Measurement Method	Air Exclusion
Sample Matrix	GW	Sampling Equipment	Peristalitic Pump & Ded Tubing
Arrival Time (24 hr)	12:15	Filtered Y/N	N
Operational Check Date/Time	03/01/2024 07:00 (24hr)	Number of Filters	
Sampler(s)		Filter Pore Size	
Comments			

Field Results Extra

Add Remove Refresh | Unlock Autofit | Analytes Show

Time	Alk_Vol	Titr.	Alk	Phen Alk	Fld Fe-II	Fld Tot Fe	CL-RESID
Fraction	N	N	N	N	N	N	N
Unit	mL	mg/L	mg/L	mg/L	mg/L	mg/L	mg/L

Lab COC & Analysis

New COC | Current COC xPIN12-05.2402 | Add Mag/Analyt | COC Manager

Lab: STD

☐ **VOA-A-007, VOAs** ☐ **LMV-08, Dioxane**

MAG	Desc	Container Code	Number of containers	Filtered	Preservative	Container Description	Barcode

Groundwater Form
EDGE_DOE_7.20.2_GENERIC_01MAY2021

Ground Water

Location

Location ID	0584-3	Top of Screen	31
Project Code	LMIDIQ.308.01.02.01.070.CPC22A	Bottom of Screen	40
Project	Pinellas Monitoring	Total Depth	40
Category	PIN CMT	Location Type	WL

Measurement Equipment

Multiparameter ID	EXOB	Other	
Turbidimeter ID	TRB01	Datalogger Present?	No
Water Level ID		Datalogger Specific	
Alkalinity ID			

Weather

Precipitation	overcast	Air Temperature (°F)	60 to 70
Wind	light		

Water Level and Purge Data

WL Measurement Time (24 hr)	09:50	Estimated Water Level Range	2.32 - 4.03
Water Level (ft) TOC		Measured Depth of Well (ft)	
Water Level Flag		Casing Diameter (in)	0.375
Purge Calculation Method	Well_l/f	Casing Volumes to Purge	1
Tubing Length (ft)		Drop Tubing Length (ft)	0
Tubing Diameter (in)		Drop Tubing Diameter (in)	0
Bladder Volume (L)		Flow Cell Volume (L)	0
Well Volume (calc)	1.11	Purge Volume Unit (L or gal)	L
Length of Water Column (ft) (calc)	37	Calculated Purge Volume	1.11
WL Measurement Date	03/01/2024		

Purge Information

Purge Start Time	09:50	Overall Flow Rate	93
Purge Start Date	03/01/2024	Purging stability met?	Stability primary criteria has been met.

Field Results

Add Remove Refresh | Unlock Autofit | Analytes Show

Time	\	FL	D	T	D	%	SC	P	O	T	I
Fraction	N	N	N	N	N	N	N	N	N	N	N
Unit	L	mL/...	ft	C	m...	%	umh...	s...	mV	N...	s
11:55	12	96		27...	0....	2.1	1446	6....	-6...	3...	7
12:03	1...	74		27...	0....	1.6	1449	6....	-65	3...	4
12:09	1...	51		27...	0....	0.9	1453	6....	-7...	5...	3

Sample

Sample Date	03/01/2024	Sample Time	12:15
Location Code	0584-3	Storage: Ice in Cooler?	Yes
Sample ID	PIN12-05.2402003-058	Measurement Method	Air Exclusion
Sample Matrix	GW	Sampling Equipment	Peristalitic Pump & Ded Tubing
Arrival Time (24 hr)	12:00	Filtered Y/N	N
Operational Check Date/Time	03/01/2024 07:00 (24hr)	Number of Filters	
Sampler(s)		Filter Pore Size	

Comments: Deleted the estimated WL of 3 after calculating the purge volume. An accurate WL was difficult to obtain.

Field Results Extra

Add Remove Refresh | Unlock Autofit | Analytes Show

Time	Alk_Vol	Titr.	Alk	Phen Alk	Fld Fe-II	Fld Tot Fe	CL-RESID
Fraction	N	N	N	N	N	N	N
Unit	mL	mg/L	mg/L	mg/L	mg/L	mg/L	mg/L

Lab COC & Analysis

New COC | Current COC xPIN12-05.2402 | Add Mag/Analyt | COC Manager

Lab: STD

☐ VOA-A-007, VOAs ☐ LMV-08, Dioxane

MAG	Desc	Container Code	Number of containers	Filtered	Preservative	Container Description	Barcode

Groundwater Form
EDGE_DOE_7.20.2_GENERIC_01MAY2021

Ground Water

Location

Location ID	0585-1	Top of Screen	9
Project Code	LMIDIQ.308.01.02.01.070.CPC22A	Bottom of Screen	18
Project	Pinellas Monitoring	Total Depth	18
Category	PIN CMT	Location Type	WL

Measurement Equipment

Multiparameter ID	EXOB	Other	
Turbidimeter ID	TRB01	Datalogger Present?	No
Water Level ID		Datalogger Specific	
Alkalinity ID			

Weather

Precipitation	overcast	Air Temperature (°F)	60 to 70
Wind	light		

Water Level and Purge Data

WL Measurement Time (24 hr)	10:25	Estimated Water Level Range	2.02 - 3.67
Water Level (ft) TOC	3.09	Measured Depth of Well (ft)	
Water Level Flag		Casing Diameter (in)	0.375
Purge Calculation Method	Well_l/f	Casing Volumes to Purge	1
Tubing Length (ft)		Drop Tubing Length (ft)	0
Tubing Diameter (in)		Drop Tubing Diameter (in)	0
Bladder Volume (L)		Flow Cell Volume (L)	0
Well Volume (calc)	0.4473	Purge Volume Unit (L or gal)	L
Length of Water Column (ft) (calc)	14.91	Calculated Purge Volume	0.45
WL Measurement Date	03/01/2024		

Purge Information

Purge Start Time	11:20	Overall Flow Rate	91
Purge Start Date	03/01/2024	Purging stability met?	Stability primary criteria has been met.

Field Results

Add Remove Refresh | Unlock Autofit | Analytes Show

Time	Vol	FLOW	DTW	TEMP	DO	%-do	SC	PH	ORP	TURB	ET
Fraction	N	N	N	N	N	N	N	N	N	N	N
Unit	L	mL/min	ft	C	mg/L	%	umhos/cm	s.u.	mV	NTU	s
11:35	1.45	93		26.57	0.6	7.5	757	6.41	-40.5	5.57	932
11:37	1.6	87		26.6	0.39	4.8	758	6.41	-43.8	5.42	103
11:39	1.8	82		26.53	0.29	3.6	759	6.43	-48.3	4.60	146

Sample

Sample Date	03/01/2024	Sample Time	11:45
Location Code	0585-1	Storage: Ice in Cooler?	Yes
Sample ID	PIN12-05.2402003-059	Measurement Method	Air Exclusion
Sample Matrix	GW	Sampling Equipment	Peristalitic Pump & Ded Tubing
Arrival Time (24 hr)	11:31	Filtered Y/N	N
Operational Check Date/Time	03/01/2024 07:00 (24hr)	Number of Filters	
Sampler(s)		Filter Pore Size	
Comments			

Field Results Extra

Add Remove Refresh | Unlock Autofit | Analytes Show

Time	Alk_Vol	Titr.	Alk	Phen Alk	Fld Fe-II	Fld Tot Fe	CL-RESID
Fraction	N	N	N	N	N	N	N
Unit	mL	mg/L	mg/L	mg/L	mg/L	mg/L	mg/L

Lab COC & Analysis

New COC Current COC xPIN12-05.2402 | Add Mag/Analyt | COC Manager

Lab: STD

☐ VOA-A-007, VOAs ☐ LMV-08, Dioxane

MAG	Desc	Container Code	Number of containers	Filtered	Preservative	Container Description	Barcode

Groundwater Form
EDGE_DOE_7.20.2_GENERIC_01MAY2021

Ground Water

Location

Location ID	0585-2	Top of Screen	20
Project Code	LMIDIQ.308.01.02.01.070.CPC22A	Bottom of Screen	29
Project	Pinellas Monitoring	Total Depth	29
Category	PIN CMT	Location Type	WL

Measurement Equipment

Multiparameter ID	EXOB	Other	
Turbidimeter ID	TRB01	Datalogger Present?	No
Water Level ID		Datalogger Specific	
Alkalinity ID			

Weather

Precipitation	overcast	Air Temperature (°F)	60 to 70
Wind	light		

Water Level and Purge Data

WL Measurement Time (24 hr)	09:15	Estimated Water Level Range	2.28 - 3.77
Water Level (ft) TOC	3.05	Measured Depth of Well (ft)	
Water Level Flag		Casing Diameter (in)	0.375
Purge Calculation Method	Well_l/f	Casing Volumes to Purge	1
Tubing Length (ft)		Drop Tubing Length (ft)	0
Tubing Diameter (in)		Drop Tubing Diameter (in)	0
Bladder Volume (L)		Flow Cell Volume (L)	0
Well Volume (calc)	0.7785	Purge Volume Unit (L or gal)	L
Length of Water Column (ft) (calc)	25.95	Calculated Purge Volume	0.78
WL Measurement Date	03/01/2024		

Purge Information

Purge Start Time	10:25	Overall Flow Rate	141
Purge Start Date	03/01/2024	Purging stability met?	Stability primary criteria has been met.

Field Results

Add Remove Refresh | Unlock Autofit | Analytes Show

Time	\	FL	D	T	D	%	SC	P	O	T	I
Fraction	N	N	N	N	N	N	N	N	N	N	N
Unit	L	mL/...	ft	C	m...	%	umho...	s...	mV	N...	s
11:15	7...	138		27...	1....	1...	1180	6....	-4...	9....	3
11:18	7...	141		27...	0....	1...	1163	6....	-5...	11...	1
11:20	7...	191		27...	0....	8.1	1164	6....	-6...	9....	9
11:21	8...	212		27...	0....	3.2	1162	6....	-6...	10...	8
11:23	8...	132		27...	0....	2.3	1160	6....	-6...	9....	9

Sample

Sample Date	03/01/2024	Sample Time	11:25
Location Code	0585-2	Storage: Ice in Cooler?	Yes
Sample ID	PIN12-05.2402003-060	Measurement Method	Air Exclusion
Sample Matrix	GW	Sampling Equipment	Peristalitic Pump & Ded Tubing
Arrival Time (24 hr)	11:12	Filtered Y/N	N
Operational Check Date/Time	03/01/2024 07:00 (24hr)	Number of Filters	
Sampler(s)		Filter Pore Size	
Comments			

Field Results Extra

Add Remove Refresh | Unlock Autofit | Analytes Show

Time	Alk_Vol	Titr.	Alk	Phen Alk	Fld Fe-II	Fld Tot Fe	CL-RESID
Fraction	N	N	N	N	N	N	N
Unit	mL	mg/L	mg/L	mg/L	mg/L	mg/L	mg/L

Lab COC & Analysis

New COC | Current COC xPIN12-05.2402 | Add Mag/Analyt | COC Manager

Lab: STD

☐ VOA-A-007, VOAs ☐ LMV-08, Dioxane

MAG	Desc	Container Code	Number of containers	Filtered	Preservative	Container Description	Barcode

Ground Water

Location

Location ID	0585-3	Top of Screen	31
Project Code	LMIDIQ.308.01.02.01.070.CPC22A	Bottom of Screen	40
Project	Pinellas Monitoring	Total Depth	40
Category	PIN CMT	Location Type	WL

Measurement Equipment

Multiparameter ID	EXOB	Other	
Turbidimeter ID	TRB01	Datalogger Present?	No
Water Level ID		Datalogger Specific	
Alkalinity ID			

Weather

Precipitation	overcast	Air Temperature (°F)	60 to 70
Wind	light		

Water Level and Purge Data

WL Measurement Time (24 hr)	08:45	Estimated Water Level Range	2.13 - 4.54
Water Level (ft) TOC	3.38	Measured Depth of Well (ft)	
Water Level Flag		Casing Diameter (in)	0.375
Purge Calculation Method	Equipment Volume	Casing Volumes to Purge	0
Tubing Length (ft)	35	Drop Tubing Length (ft)	0
Tubing Diameter (in)	0.1875	Drop Tubing Diameter (in)	0
Bladder Volume (L)		Flow Cell Volume (L)	0.5
Well Volume (calc)		Purge Volume Unit (L or gal)	L
Length of Water Column (ft) (calc)		Calculated Purge Volume	0.69
WL Measurement Date	03/01/2024		

Purge Information

Purge Start Time	08:50	Overall Flow Rate	20
Purge Start Date	03/01/2024	Purging stability met?	

Field Results

Add Remove Refresh | Unlock Autofit | Analytes Show

Time	FL	D	T	D	%	SC	P	O	T	I
Fraction	N	N	N	N	N	N	N	N	N	N	N
Unit	L	mL/...	ft	C	m...	%	umh...	s...	mV	N...	s
10:04	1	23		25...	6....	7...	1840	6....	-1...	45...	4
10:21	2	18		27...	6....	7...	1840	6....	-1...	25	1
10:44	2	13		28...	6.1	7...	1849	6....	-1...	25...	1

Sample

Sample Date	03/01/2024	Sample Time	11:20
Location Code	0585-3	Storage: Ice in Cooler?	Yes
Sample ID	PIN12-05.2402003-061	Measurement Method	Air Exclusion
Sample Matrix	GW	Sampling Equipment	Peristalitic Pump & Ded Tubing
Arrival Time (24 hr)	09:36	Filtered Y/N	N
Operational Check Date/Time	03/01/2024 07:00 (24hr)	Number of Filters	
Sampler(s)		Filter Pore Size	

Comments: see prog dir PD-2023-03-pin. "Purging and Sampling Low-Recharge Wells" [FS 2212 3.7.1]. We invoked this technique because this is a very low-recharge well. Tubing was lowered to the screen. The requirement was for 2 equiipment volumes to be purged before sampling: We purged 3 equp volumes. Only one measurement is required, therefore no stability requirement.

Field Results Extra

Add Remove Refresh | Unlock Autofit | Analytes Show

Time	Alk_Vol	Titr.	Alk	Phen Alk	Fld Fe-II	Fld Tot Fe	CL-RESID
Fraction	N	N	N	N	N	N	N
Unit	mL	mg/L	mg/L	mg/L	mg/L	mg/L	mg/L

Lab COC & Analysis

New COC | Current COC xPIN12-05.2402 | Add Mag/Analyt | COC Manager

Lab: STD

☐ VOA-A-007, VOAs ☐ LMV-08, Dioxane

MAG	Desc	Container Code	Number of containers	Filtered	Preservative	Container Description	Barcode

Groundwater Form
EDGE_DOE_7.20.2_GENERIC_01MAY2021

Ground Water

Location

Location ID	0586-1	Top of Screen	8
Project Code	LMIDIQ.308.01.02.01.070.CPC22A	Bottom of Screen	17
Project	Pinellas Monitoring	Total Depth	17
Category	PIN CMT	Location Type	WL

Measurement Equipment

Multiparameter ID	EXOB	Other	
Turbidimeter ID	TRB01	Datalogger Present?	No
Water Level ID		Datalogger Specific	
Alkalinity ID			

Weather

Precipitation	clear	Air Temperature (°F)	70 to 80
Wind	none		

Water Level and Purge Data

WL Measurement Time (24 hr)	13:00	Estimated Water Level Range	3.08 - 4.48
Water Level (ft) TOC	3.94	Measured Depth of Well (ft)	
Water Level Flag		Casing Diameter (in)	0.375
Purge Calculation Method	Well_l/f	Casing Volumes to Purge	1
Tubing Length (ft)		Drop Tubing Length (ft)	0
Tubing Diameter (in)		Drop Tubing Diameter (in)	0
Bladder Volume (L)		Flow Cell Volume (L)	0
Well Volume (calc)	0.3918	Purge Volume Unit (L or gal)	L
Length of Water Column (ft) (calc)	13.06	Calculated Purge Volume	0.39
WL Measurement Date	02/29/2024		

Purge Information

Purge Start Time	12:56	Overall Flow Rate	38
Purge Start Date	02/29/2024	Purging stability met?	Stability primary criteria has been met.

Field Results

Add Remove Refresh | Unlock Autofit | Analytes Show

Time	\	F	D	T	D	%	SC	P	O	T	I
Fraction	N	N	N	N	N	N	N	N	N	N	N
Unit	L	m...	ft	C	m...	%	umh...	s...	mV	N...	s
13:06	0...	37		23...	1...	1...	971	6...	-4...	63...	6
14:07	2...	35		23...	0...	5.3	919	6...	-5...	64...	3
14:08	2...	94		23...	0...	3.9	916	6...	-5...	28...	6
14:09	2...	71		23...	0...	2.8	913	6...	-5...	18...	8
14:10	2...	95		23...	0.2	2.4	910	6...	-61	15...	6
14:12	2...	73		23...	0...	2.2	907	6.5	-6...	13...	8

Sample

Sample Date	02/29/2024	Sample Time	14:20
Location Code	0586-1	Storage: Ice in Cooler?	Yes
Sample ID	PIN12-05.2402003-062	Measurement Method	Air Exclusion
Sample Matrix	GW	Sampling Equipment	Peristalitic Pump & Ded Tubing
Arrival Time (24 hr)	12:55	Filtered Y/N	N
Operational Check Date/Time	02/29/2024 07:15 (24hr)	Number of Filters	
Sampler(s)		Filter Pore Size	
Comments	Purge interrupted when pump battery died		

Field Results Extra

Add Remove Refresh | Unlock Autofit | Analytes Show

Time	Alk_Vol	Titr.	Alk	Phen Alk	Fld Fe-II	Fld Tot Fe	CL-RESID
Fraction	N	N	N	N	N	N	N
Unit	mL	mg/L	mg/L	mg/L	mg/L	mg/L	mg/L

Lab COC & Analysis

New COC Current COC xPIN12-05.2402 | Add Mag/Analyt | COC Manager

Lab: STD

☐ VOA-A-007, VOAs ☐ LMV-08, Dioxane

MAG	Desc	Container Code	Number of containers	Filtered	Preservative	Container Description	Barcode

Ground Water

Location

Location ID	0586-2	Top of Screen	19
Project Code	LMIDIQ.308.01.02.01.070.CPC22A	Bottom of Screen	28
Project	Pinellas Monitoring	Total Depth	28
Category	PIN CMT	Location Type	WL

Measurement Equipment

Multiparameter ID	EXOB	Other	
Turbidimeter ID	TRB01	Datalogger Present?	No
Water Level ID		Datalogger Specific	
Alkalinity ID			

Weather

Precipitation	clear	Air Temperature (°F)	70 to 80
Wind	none		

Water Level and Purge Data

WL Measurement Time (24 hr)	12:44	Estimated Water Level Range	2.69 - 4.21
Water Level (ft) TOC	3.72	Measured Depth of Well (ft)	
Water Level Flag		Casing Diameter (in)	0.375
Purge Calculation Method	Well_l/f	Casing Volumes to Purge	1
Tubing Length (ft)		Drop Tubing Length (ft)	0
Tubing Diameter (in)		Drop Tubing Diameter (in)	0
Bladder Volume (L)		Flow Cell Volume (L)	0
Well Volume (calc)	0.7284	Purge Volume Unit (L or gal)	L
Length of Water Column (ft) (calc)	24.28	Calculated Purge Volume	0.73
WL Measurement Date	02/29/2024		

Purge Information

Purge Start Time	14:00	Overall Flow Rate	112
Purge Start Date	02/29/2024	Purging stability met?	Stability primary criteria has been met.

Field Results

Add Remove Refresh | Unlock Autofit | Analytes Show

Time	\	FL	I	T	D	%	SC	P	O	T	I
Fraction	N	N	N	N	N	N	N	N	N	N	N
Unit	L	mL/...	ft	C	m...	%	umh...	s...	mV	N...	s
14:21	2...	113		24...	1....	2...	994	6....	-2...	9....	1
14:23	2...	76		24...	0.6	7.2	991	6....	-3...	7....	1
14:25	2...	136		24...	0....	3.9	993	6....	-4...	6....	8
14:26	3...	152		24...	0....	3.3	995	6....	-4...	4.8	7

Sample

Sample Date	02/29/2024	Sample Time	14:35
Location Code	0586-2	Storage: Ice in Cooler?	Yes
Sample ID	PIN12-05.2402003-063	Measurement Method	Air Exclusion
Sample Matrix	GW	Sampling Equipment	Peristalitic Pump & Ded Tubing
Arrival Time (24 hr)	14:19	Filtered Y/N	N
Operational Check Date/Time	02/29/2024 07:15 (24hr)	Number of Filters	
Sampler(s)		Filter Pore Size	
Comments			

Field Results Extra

Add Remove Refresh | Unlock Autofit | Analytes Show

Time	Alk_Vol	Titr.	Alk	Phen Alk	Fld Fe-II	Fld Tot Fe	CL-RESID
Fraction	N	N	N	N	N	N	N
Unit	mL	mg/L	mg/L	mg/L	mg/L	mg/L	mg/L

Lab COC & Analysis

New COC Current COC xPIN12-05.2402 | Add Mag/Analyt | COC Manager

Lab: STD

☐ VOA-A-007, VOAs ☐ LMV-08, Dioxane

MAG	Desc	Container Code	Number of containers	Filtered	Preservative	Container Description	Barcode

Groundwater Form
EDGE_DOE_7.20.2_GENERIC_01MAY2021

Ground Water

Location

Location ID	0586-3	Top of Screen	30
Project Code	LMIDIQ.308.01.02.01.070.CPC22A	Bottom of Screen	39
Project	Pinellas Monitoring	Total Depth	39
Category	PIN CMT	Location Type	WL

Measurement Equipment

Multiparameter ID	EXOB	Other	
Turbidimeter ID	TRB01	Datalogger Present?	No
Water Level ID		Datalogger Specific	
Alkalinity ID			

Weather

Precipitation	clear	Air Temperature (°F)	70 to 80
Wind	none		

Water Level and Purge Data

WL Measurement Time (24 hr)	12:54	Estimated Water Level Range	2.73 - 4.54
Water Level (ft) TOC		Measured Depth of Well (ft)	
Water Level Flag		Casing Diameter (in)	0.375
Purge Calculation Method	Well_l/f	Casing Volumes to Purge	1
Tubing Length (ft)		Drop Tubing Length (ft)	0
Tubing Diameter (in)		Drop Tubing Diameter (in)	0
Bladder Volume (L)		Flow Cell Volume (L)	0
Well Volume (calc)	1.05	Purge Volume Unit (L or gal)	L
Length of Water Column (ft) (calc)	35	Calculated Purge Volume	1.05
WL Measurement Date	02/29/2024		

Purge Information

Purge Start Time	12:44	Overall Flow Rate	67
Purge Start Date	02/29/2024	Purging stability met?	

Field Results

Add Remove Refresh | Unlock Autofit | Analytes Show

Time	\	FL	D	T	D	%	SC	P	O	T	I
Fraction	N	N	N	N	N	N	N	N	N	N	N
Unit	L	mL/...	ft	C	m...	%	umh...	s...	mV	N...	s
13:19	2...	57		2...	3...	3...	2667	6...	-5...	69...	2
13:23	2...	78		2...	0...	9.1	2815	6...	-80	24...	2
13:27	2...	82		2...	0...	3.2	2810	6...	-8...	19...	2
13:30	2...	99		2...	0...	1.9	2813	6...	-9...	19...	1
13:33	3...	99		2...	0...	1.5	2809	6.5	-9...	22...	1
13:36	3...	93		2...	0.1	1.2	2805	6...	-1...	21...	1

Sample

Sample Date	02/29/2024	Sample Time	13:45
Location Code	0586-3	Storage: Ice in Cooler?	Yes
Sample ID	PIN12-05.2402003-064	Measurement Method	Air Exclusion
Sample Matrix	GW	Sampling Equipment	Peristalitic Pump & Ded Tubing
Arrival Time (24 hr)	12:54	Filtered Y/N	N
Operational Check Date/Time	02/29/2024 07:15 (24hr)	Number of Filters	
Sampler(s)		Filter Pore Size	

Comments: Turb secondary.
Deleted the estimated WL of 4 after calculating the purge volume. An accurate WL was difficult to obtain.

Field Results Extra

Add Remove Refresh | Unlock Autofit | Analytes Show

Time	Alk_Vol	Titr.	Alk	Phen Alk	Fld Fe-II	Fld Tot Fe	CL-RESID
Fraction	N	N	N	N	N	N	N
Unit	mL	mg/L	mg/L	mg/L	mg/L	mg/L	mg/L

Lab COC & Analysis

New COC | Current COC xPIN12-05.2402 | Add Mag/Analyt | COC Manager

Lab: STD

☐ VOA-A-007, VOAs ☐ LMV-08, Dioxane

MAG	Desc	Container Code	Number of containers	Filtered	Preservative	Container Description	Barcode

Ground Water

Location

Location ID	0587-1	Top of Screen	9
Project Code	LMIDIQ.308.01.02.01.070.CPC22A	Bottom of Screen	18
Project	Pinellas Monitoring	Total Depth	18
Category	PIN CMT	Location Type	WL

Measurement Equipment

Multiparameter ID	EXOB	Other	
Turbidimeter ID	TRB01	Datalogger Present?	No
Water Level ID		Datalogger Specific	
Alkalinity ID			

Weather

Precipitation	clear	Air Temperature (°F)	70 to 80
Wind	none		

Water Level and Purge Data

WL Measurement Time (24 hr)	14:40	Estimated Water Level Range	3.05 - 4.4
Water Level (ft) TOC	4.23	Measured Depth of Well (ft)	
Water Level Flag		Casing Diameter (in)	0.375
Purge Calculation Method	Well_l/f	Casing Volumes to Purge	1
Tubing Length (ft)		Drop Tubing Length (ft)	0
Tubing Diameter (in)		Drop Tubing Diameter (in)	0
Bladder Volume (L)		Flow Cell Volume (L)	0
Well Volume (calc)	0.4131	Purge Volume Unit (L or gal)	L
Length of Water Column (ft) (calc)	13.77	Calculated Purge Volume	0.41
WL Measurement Date	02/29/2024		

Purge Information

Purge Start Time	14:50	Overall Flow Rate	152
Purge Start Date	02/29/2024	Purging stability met?	Stability primary criteria has been met.

Field Results

Add Remove Refresh | Unlock Autofit | Analytes Show

Time	\	FL	D	T	C	%	SC	P	O	T	I
Fraction	N	N	N	N	N	N	N	N	N	N	N
Unit	L	mL/...	ft	C	m...	%	umh...	s...	mV	N...	s
15:14	3...	136		23...	2...	28	1558	6....	-5...	69...	1
15:16	3...	69		23...	0...	9.7	1543	6....	-5...	58...	1
15:17	3...	200		23...	0...	5.7	1541	6....	-5...	102	7
15:19	4	205		23...	0...	2.9	1540	6.5	-6...	68...	8
15:20	4...	191		23...	0...	2.4	1540	6.5	-6...	50...	9
15:21	4...	231		23...	0...	2.1	1540	6.5	-6...	29...	5
15:22	4...	129		23...	0...	2	1539	6.5	-6...	23...	7
15:23	4...	187		23...	0...	1.9	1539	6.5	-6...	23...	4
15:24	5	231		23...	0...	1.8	1539	6....	-6...	20...	5
15:25	5...	300		23...	0...	1.7	1539	6....	-7...	18...	6
15:26	5...	152		23...	0...	1.6	1538	6....	-7...	17...	7
15:28	5...	228		23...	0...	1.5	1538	6....	-7...	15...	7

Sample

Sample Date	02/29/2024	Sample Time	15:35
Location Code	0587-1	Storage: Ice in Cooler?	Yes
Sample ID	PIN12-05.2402003-065	Measurement Method	Air Exclusion
Sample Matrix	GW	Sampling Equipment	Peristalitic Pump & Ded Tubing
Arrival Time (24 hr)	14:44	Filtered Y/N	N
Operational Check Date/Time	02/29/2024 07:15 (24hr)	Number of Filters	
Sampler(s)		Filter Pore Size	
Comments			

Field Results Extra

Add Remove Refresh | Unlock Autofit | Analytes Show

Time	Alk_Vol	Titr.	Alk	Phen Alk	Fld Fe-II	Fld Tot Fe	CL-RESID
Fraction	N	N	N	N	N	N	N
Unit	mL	mg/L	mg/L	mg/L	mg/L	mg/L	mg/L

Lab COC & Analysis

New COC | Current COC xPIN12-05.2402 | Add Mag/Analyt | COC Manager

Lab: STD

☐ **VOA-A-007, VOAs** ☐ **LMV-08, Dioxane**

MAG	Desc	Container Code	Number of containers	Filtered	Preservative	Container Description	Barcode

Groundwater Form
EDGE_DOE_7.20.2_GENERIC_01MAY2021

Ground Water

Location

Location ID	0587-2	Top of Screen	20
Project Code	LMIDIQ.308.01.02.01.070.CPC22A	Bottom of Screen	29
Project	Pinellas Monitoring	Total Depth	29
Category	PIN CMT	Location Type	WL

Measurement Equipment

Multiparameter ID	EXOB	Other	
Turbidimeter ID	TRB01	Datalogger Present?	No
Water Level ID		Datalogger Specific	
Alkalinity ID			

Weather

Precipitation	clear	Air Temperature (°F)	70 to 80
Wind	none		

Water Level and Purge Data

WL Measurement Time (24 hr)	14:40	Estimated Water Level Range	2.81 - 4.33
Water Level (ft) TOC	3.76	Measured Depth of Well (ft)	
Water Level Flag		Casing Diameter (in)	0.375
Purge Calculation Method	Well_l/f	Casing Volumes to Purge	1
Tubing Length (ft)		Drop Tubing Length (ft)	0
Tubing Diameter (in)		Drop Tubing Diameter (in)	0
Bladder Volume (L)		Flow Cell Volume (L)	0
Well Volume (calc)	0.7572	Purge Volume Unit (L or gal)	L
Length of Water Column (ft) (calc)	25.24	Calculated Purge Volume	0.76
WL Measurement Date	02/29/2024		

Purge Information

Purge Start Time	15:00	Overall Flow Rate	124
Purge Start Date	02/29/2024	Purging stability met?	Stability primary criteria has been met.

Field Results

Add Remove Refresh | Unlock Autofit | Analytes Show

Time	\	FL	D	T	D	%	SC	P	O	T	I
Fraction	N	N	N	N	N	N	N	N	N	N	N
Unit	L	mL/...	ft	C	m...	%	umh...	s...	mV	N...	s
16:05	8	123		25...	0....	9	1191	6....	-1...	7....	3
16:07	8...	135		25...	0....	6.	1184	6....	-1...	10...	1
16:08	8...	141		25...	0....	5.	1182	6....	-1...	6....	8

Sample

Sample Date	02/29/2024	Sample Time	16:15
Location Code	0587-2	Storage: Ice in Cooler?	Yes
Sample ID	PIN12-05.2402003-066	Measurement Method	Air Exclusion
Sample Matrix	GW	Sampling Equipment	Peristalitic Pump & Ded Tubing
Arrival Time (24 hr)	16:02	Filtered Y/N	N
Operational Check Date/Time	02/29/2024 07:15 (24hr)	Number of Filters	
Sampler(s)		Filter Pore Size	
Comments			

Field Results Extra

Add Remove Refresh | Unlock Autofit | Analytes Show

Time	Alk_Vol	Titr.	Alk	Phen Alk	Fld Fe-II	Fld Tot Fe	CL-RESID
Fraction	N	N	N	N	N	N	N
Unit	mL	mg/L	mg/L	mg/L	mg/L	mg/L	mg/L

Lab COC & Analysis

New COC | Current COC xPIN12-05.2402 | Add Mag/Analyt | COC Manager

Lab: STD

☐ VOA-A-007, VOAs ☐ LMV-08, Dioxane

MAG	Desc	Container Code	Number of containers	Filtered	Preservative	Container Description	Barcode

Groundwater Form
EDGE_DOE_7.20.2_GENERIC_01MAY2021

Ground Water

Location

Location ID	0587-3	Top of Screen	31
Project Code	LMIDIQ.308.01.02.01.070.CPC22A	Bottom of Screen	40
Project	Pinellas Monitoring	Total Depth	40
Category	PIN CMT	Location Type	WL

Measurement Equipment

Multiparameter ID	EXOB	Other	
Turbidimeter ID	TRB01	Datalogger Present?	No
Water Level ID		Datalogger Specific	
Alkalinity ID			

Weather

Precipitation	clear	Air Temperature (°F)	70 to 80
Wind	none		

Water Level and Purge Data

WL Measurement Time (24 hr)	14:40	Estimated Water Level Range	3.07 - 4.51
Water Level (ft) TOC	4.39	Measured Depth of Well (ft)	
Water Level Flag		Casing Diameter (in)	0.375
Purge Calculation Method	Equipment Volume	Casing Volumes to Purge	1
Tubing Length (ft)	35	Drop Tubing Length (ft)	0
Tubing Diameter (in)	0.1875	Drop Tubing Diameter (in)	0
Bladder Volume (L)		Flow Cell Volume (L)	0.5
Well Volume (calc)		Purge Volume Unit (L or gal)	L
Length of Water Column (ft) (calc)		Calculated Purge Volume	0.69
WL Measurement Date	02/29/2024		

Purge Information

Purge Start Time	14:50	Overall Flow Rate	32
Purge Start Date	02/29/2024	Purging stability met?	

Field Results

Add Remove Refresh | Unlock Autofit | Analytes Show

Time	Vol	FLOW	DTW	TEMP	DO	%-do	SC	PH	ORP	TURB	ET
Fraction	N	N	N	N	N	N	N	N	N	N	N
Unit	L	mL/min	ft	C	mg/L	%	umhos/cm	s.u.	mV	NTU	s
15:39	1.6	33		24.39	6.29	75.7	1878	6.83	-41.6	17.7	2952
15:44	1.9	52		24.61	6.11	73.9	1945	6.8	-38.4	15.5	343
15:58	2.2	23		25.1	6.88	83.9	2014	6.92	-38.1	14.3	788

Sample

Sample Date	02/29/2024	Sample Time	16:05
Location Code	0587-3	Storage: Ice in Cooler?	Yes
Sample ID	PIN12-05.2402003-067	Measurement Method	Air Exclusion
Sample Matrix	GW	Sampling Equipment	Peristalitic Pump & Ded Tubing
Arrival Time (24 hr)	14:52	Filtered Y/N	N
Operational Check Date/Time	02/29/2024 07:15 (24hr)	Number of Filters	
Sampler(s)		Filter Pore Size	

Comments: Slow recovering well. See prog dir PD-2023-03-pin. "Purging and Sampling Low-Recharge Wells" [FS 2212 3.7.1]. Used this technique because this is a very low-recharge well. Tubing was lowered to the screen. The requirement was for 2 equipment volumes to be purged before sampling: We purged 3 equp volumes. Only one measurement is required, therefore no stability requirement.

Field Results Extra

Add Remove Refresh | Unlock Autofit | Analytes Show

Time	Alk_Vol	Titr.	Alk	Phen Alk	Fld Fe-II	Fld Tot Fe	CL-RESID
Fraction	N	N	N	N	N	N	N
Unit	mL	mg/L	mg/L	mg/L	mg/L	mg/L	mg/L

Lab COC & Analysis

New COC | Current COC xPIN12-05.2402 | Add Mag/Analyt | COC Manager

Lab: STD

☐ VOA-A-007, VOAs ☐ LMV-08, Dioxane

MAG	Desc	Container Code	Number of containers	Filtered	Preservative	Container Description	Barcode

Groundwater Form
EDGE_DOE_7.20.2_GENERIC_01MAY2021

Ground Water

Location

Location ID	0588-1	Top of Screen	9
Project Code	LMIDIQ.308.01.02.01.070.CPC22A	Bottom of Screen	18
Project	Pinellas Monitoring	Total Depth	18
Category	PIN CMT	Location Type	WL

Measurement Equipment

Multiparameter ID	EXOB	Other	
Turbidimeter ID	TRB01	Datalogger Present?	No
Water Level ID		Datalogger Specific	
Alkalinity ID			

Weather

Precipitation	clear	Air Temperature (°F)	70 to 80
Wind	none		

Water Level and Purge Data

WL Measurement Time (24 hr)	16:20	Estimated Water Level Range	2.75 - 4.27
Water Level (ft) TOC	3.65	Measured Depth of Well (ft)	
Water Level Flag		Casing Diameter (in)	0.375
Purge Calculation Method	Well_l/f	Casing Volumes to Purge	1
Tubing Length (ft)		Drop Tubing Length (ft)	0
Tubing Diameter (in)		Drop Tubing Diameter (in)	0
Bladder Volume (L)		Flow Cell Volume (L)	0
Well Volume (calc)	0.4305	Purge Volume Unit (L or gal)	L
Length of Water Column (ft) (calc)	14.35	Calculated Purge Volume	0.43
WL Measurement Date	02/29/2024		

Purge Information

Purge Start Time	16:30	Overall Flow Rate	75
Purge Start Date	02/29/2024	Purging stability met?	

Field Results

Add Remove Refresh | Unlock Autofit | Analytes Show

Time	\	FL	D	T	D	%	SC		O	T	I
Fraction	N	N	N	N	N	N	N	N	N	N	N
Unit	L	mL/...	ft	C	m...	%	umh...	s.	mV	N...	s
16:52	1...	63		24...	1....	2...	992	6.	-3...	63...	1
16:55	1...	76		24...	1....	1...	993	6.	-3...	41...	1
16:58	1...	56		24...	0.8	9.6	1021	6.	-4...	42	1
17:00	2...	131		24...	0....	7.5	1011	6.	-4...	32...	1
17:02	2...	142		24...	0....	7.6	1010	6.	-4...	32...	1
17:04	2...	113		24...	0....	6.5	1029	6.	-4...	32...	1

Sample

Sample Date	02/29/2024	Sample Time	17:15
Location Code	0588-1	Storage: Ice in Cooler?	Yes
Sample ID	PIN12-05.2402003-068	Measurement Method	Air Exclusion
Sample Matrix	GW	Sampling Equipment	Peristalitic Pump & Ded Tubing
Arrival Time (24 hr)	16:34	Filtered Y/N	N
Operational Check Date/Time	02/29/2024 07:15 (24hr)	Number of Filters	
Sampler(s)		Filter Pore Size	
Comments	turb secondary		

Field Results Extra

Add Remove Refresh | Unlock Autofit | Analytes Show

Time	Alk_Vol	Titr.	Alk	Phen Alk	Fld Fe-II	Fld Tot Fe	CL-RESID
Fraction	N	N	N	N	N	N	N
Unit	mL	mg/L	mg/L	mg/L	mg/L	mg/L	mg/L

Lab COC & Analysis

New COC | Current COC xPIN12-05.2402 | Add Mag/Analyt | COC Manager

Lab: STD

☐ VOA-A-007, VOAs ☐ LMV-08, Dioxane

MAG	Desc	Container Code	Number of containers	Filtered	Preservative	Container Description	Barcode

Ground Water

Location

Location ID	0588-2	Top of Screen	20
Project Code	LMIDIQ.308.01.02.01.070.CPC22A	Bottom of Screen	29
Project	Pinellas Monitoring	Total Depth	29
Category	PIN CMT	Location Type	WL

Measurement Equipment

Multiparameter ID	EXOB	Other	
Turbidimeter ID	TRB01	Datalogger Present?	No
Water Level ID		Datalogger Specific	
Alkalinity ID			

Weather

Precipitation	clear	Air Temperature (°F)	70 to 80
Wind	none		

Water Level and Purge Data

WL Measurement Time (24 hr)	16:20	Estimated Water Level Range	2.65 - 4.23
Water Level (ft) TOC	3.60	Measured Depth of Well (ft)	
Water Level Flag		Casing Diameter (in)	0.375
Purge Calculation Method	Well_l/f	Casing Volumes to Purge	1
Tubing Length (ft)		Drop Tubing Length (ft)	0
Tubing Diameter (in)		Drop Tubing Diameter (in)	0
Bladder Volume (L)		Flow Cell Volume (L)	0
Well Volume (calc)	0.762	Purge Volume Unit (L or gal)	L
Length of Water Column (ft) (calc)	25.40	Calculated Purge Volume	0.76
WL Measurement Date	02/29/2024		

Purge Information

Purge Start Time	16:30	Overall Flow Rate	163
Purge Start Date	02/29/2024	Purging stability met?	Stability primary criteria has been met.

Field Results

Add Remove Refresh | Unlock Autofit | Analytes Show

Time	\	FL	D	T	D	%	SC	P	(	T	(
Fraction	N	N	N	N	N	N	N	N	N	N	N
Unit	L	mL/...	ft	C	m...	%	umh...	s...	m	N...	s
16:38	0...	97		25...	0....	7.2	951	6....	-3	65...	4
16:39	1...	329		25...	0....	4.6	971	6....	-2	34...	7
16:40	1...	167		25...	0....	3.8	980	6....	-2	24...	7
16:41	1...	353		25...	0....	3.5	983	6....	-2	20...	3
16:42	1...	250		25...	0....	3.2	989	6....	-2	17	4
16:43	2...	207		25...	0....	3	990	6....	-2	14...	5
16:44	2...	269		25...	0....	2.7	986	6....	-3	11...	6

Sample

Sample Date	02/29/2024	Sample Time	16:50
Location Code	0588-2	Storage: Ice in Cooler?	Yes
Sample ID	PIN12-05.2402003-069	Measurement Method	Air Exclusion
Sample Matrix	GW	Sampling Equipment	Peristalitic Pump & Ded Tubing
Arrival Time (24 hr)	16:32	Filtered Y/N	N
Operational Check Date/Time	02/29/2024 07:15 (24hr)	Number of Filters	
Sampler(s)		Filter Pore Size	
Comments			

Field Results Extra

Add Remove Refresh | Unlock Autofit | Analytes Show

Time	Alk_Vol	Titr.	Alk	Phen Alk	Fld Fe-II	Fld Tot Fe	CL-RESID
Fraction	N	N	N	N	N	N	N
Unit	mL	mg/L	mg/L	mg/L	mg/L	mg/L	mg/L

Lab COC & Analysis

New COC | Current COC xPIN12-05.2402 | Add Mag/Analyt | COC Manager

Lab: STD

☐ **VOA-A-007, VOAs** ☐ **LMV-08, Dioxane**

MAG	Desc	Container Code	Number of containers	Filtered	Preservative	Container Description	Barcode

Groundwater Form
EDGE_DOE_7.20.2_GENERIC_01MAY2021

Ground Water

Location

Location ID	0588-3	Top of Screen	31
Project Code	LMIDIQ.308.01.02.01.070.CPC22A	Bottom of Screen	40
Project	Pinellas Monitoring	Total Depth	40
Category	PIN CMT	Location Type	WL

Measurement Equipment

Multiparameter ID	EXOB	Other	
Turbidimeter ID	TRB01	Datalogger Present?	No
Water Level ID		Datalogger Specific	
Alkalinity ID			

Weather

Precipitation	overcast	Air Temperature (°F)	60 to 70
Wind	light		

Water Level and Purge Data

WL Measurement Time (24 hr)	16:20	Estimated Water Level Range	2.67 - 4.24
Water Level (ft) TOC	4.39	Measured Depth of Well (ft)	
Water Level Flag		Casing Diameter (in)	0.375
Purge Calculation Method	Well_l/f	Casing Volumes to Purge	1
Tubing Length (ft)		Drop Tubing Length (ft)	0
Tubing Diameter (in)		Drop Tubing Diameter (in)	0
Bladder Volume (L)		Flow Cell Volume (L)	0
Well Volume (calc)	1.0683	Purge Volume Unit (L or gal)	L
Length of Water Column (ft) (calc)	35.61	Calculated Purge Volume	1.07
WL Measurement Date	02/29/2024		

Purge Information

Purge Start Time	07:30	Overall Flow Rate	120
Purge Start Date	03/01/2024	Purging stability met?	Stability primary criteria has been met.

Field Results

Add Remove Refresh | Unlock Autofit | Analytes Show

Time	\	FL	D	T	D	%	SC	P	O	T	I
Fraction	N	N	N	N	N	N	N	N	N	N	N
Unit	L	mL/...	ft	C	m...	%	umho...	s...	mV	N...	s
07:44	1...	78		23...	0....	4	1622	6....	-5...	1...	8
07:46	1...	142		23...	0....	3.3	1636	6....	-5...	1...	1
07:48	1...	118		23...	0....	2.7	1634	6....	-6...	9...	1
07:50	2...	175		23...	0....	2.2	1625	6....	-6...	5...	1
07:53	2...	104		23...	0....	2.1	1616	6.3	-6...	3...	1
08:02	3...	154		23...	0....	1.5	1590	6.3	-7...	9...	5
08:05	4...	142		23...	0....	1.6	1589	6....	-7...	1...	1
08:06	4...	198		23...	0....	1.5	1588	6....	-7...	1...	9

Sample

Sample Date	03/01/2024	Sample Time	08:15
Location Code	0588-3	Storage: Ice in Cooler?	Yes
Sample ID	PIN12-05.2402003-070	Measurement Method	Air Exclusion
Sample Matrix	GW	Sampling Equipment	Peristalitic Pump & Ded Tubing
Arrival Time (24 hr)	07:35	Filtered Y/N	N
Operational Check Date/Time	03/01/2024 07:00 (24hr)	Number of Filters	
Sampler(s)		Filter Pore Size	
Comments			

Field Results Extra

Add Remove Refresh | Unlock Autofit | Analytes Show

Time	Alk_Vol	Titr.	Alk	Phen Alk	Fld Fe-II	Fld Tot Fe	CL-RESID
Fraction	N	N	N	N	N	N	N
Unit	mL	mg/L	mg/L	mg/L	mg/L	mg/L	mg/L

Lab COC & Analysis

New COC | Current COC xPIN12-05.2402 | Add Mag/Analyt | COC Manager

Lab: STD

☐ **VOA-A-007, VOAs** ☐ **LMV-08, Dioxane**

MAG	Desc	Container Code	Number of containers	Filtered	Preservative	Container Description	Barcode

Groundwater Form
EDGE_DOE_7.20.2_GENERIC_01MAY2021

Ground Water

Location

Location ID	S68B	Top of Screen	10
Project Code	LMIDIQ.308.01.02.01.070.CPC2.2A	Bottom of Screen	20
Project	Pinellas Monitoring	Total Depth	20
Category	PIN Micropurge	Location Type	WL

Measurement Equipment

Multiparameter ID	EXOB	Other	
Turbidimeter ID	TRB01	Datalogger Present?	No
Water Level ID		Datalogger Specific	
Alkalinity ID			

Weather

Precipitation	overcast	Air Temperature (°F)	60 to 70
Wind	light		

Water Level and Purge Data

WL Measurement Time (24 hr)	10:30	Estimated Water Level Range	3.26 - 4.45
Water Level (ft) TOC	3.87	Measured Depth of Well (ft)	
Water Level Flag		Casing Diameter (in)	1
Purge Calculation Method	Equipment Volume	Casing Volumes to Purge	0
Tubing Length (ft)	20	Drop Tubing Length (ft)	0
Tubing Diameter (in)	0.25	Drop Tubing Diameter (in)	0
Bladder Volume (L)		Flow Cell Volume (L)	0.5
Well Volume (calc)	2.46	Purge Volume Unit (L or gal)	L
Length of Water Column (ft) (calc)	15.93	Calculated Purge Volume	0.69
WL Measurement Date	03/05/2024		

Purge Information

Purge Start Time	10:34	Overall Flow Rate	245
Purge Start Date	03/05/2024	Purging stability met?	Stability primary criteria has been met.

Field Results

Add Remove Refresh | Unlock Autofit | Analytes Show

Time	\	FL	D	T	D	%	SC	P	O	T	
Fraction	N	N	N	N	N	N	N	N	N	N	N
Unit	L	mL/...	ft	C	m...	%	umho...	s...	mV	N...	s
10:45	3...	264	7....	24...	0....	9.7	811	6....	-7...	9....	6
10:47	3...	47	7....	24...	0.7	8.5	813	6....	-7...	9....	1
10:49	3...	322	7.4	24...	0....	7	810	6....	-7...	8....	1

Sample

Sample Date	03/05/2024	Sample Time	11:00
Location Code	S68B	Storage: Ice in Cooler?	Yes
Sample ID	PIN12-05.2402003-090	Measurement Method	Air Exclusion
Sample Matrix	GW	Sampling Equipment	Peristalitic Pump & Ded Tubing
Arrival Time (24 hr)	10:33	Filtered Y/N	N
Operational Check Date/Time	03/05/2024 08:00 (24hr)	Number of Filters	
Sampler(s)		Filter Pore Size	
Comments	td 19.8		

Field Results Extra

Add Remove Refresh | Unlock Autofit | Analytes Show

Time	Alk_Vol	Titr.	Alk	Phen Alk	Fld Fe-II	Fld Tot Fe	CL-RESID
Fraction	N	N	N	N	N	N	N
Unit	mL	mg/L	mg/L	mg/L	mg/L	mg/L	mg/L

Lab COC & Analysis

New COC | Current COC xPIN12-05.2402 | Add Mag/Analyt | COC Manager

Lab: STD

☑ VOA-A-007, VOAs ☑ LMV-08, Dioxane

MAG	Desc	Container Code	Number of containers	Filtered	Preservative	Container Description	Barcode
LMV-...							
	LM...	GLASS 40 ML	1	None	4 C, HCl	40 mL glass	
		Please select					
VOA-...							
	VO...	GLASS 40 ML	3	None	4 C, HCl	40 mL glass	
		Please select					

Groundwater Form
EDGE_DOE_7.20.2_GENERIC_01MAY2021

Ground Water

Location

Location ID	S68C	Top of Screen	18
Project Code	LMIDIQ.308.01.02.01.070.CPC2.2A	Bottom of Screen	28
Project	Pinellas Monitoring	Total Depth	28
Category	PIN Micropurge	Location Type	WL

Measurement Equipment

Multiparameter ID	EXOB	Other	
Turbidimeter ID	TRB01	Datalogger Present?	No
Water Level ID		Datalogger Specific	
Alkalinity ID			

Weather

Precipitation	overcast	Air Temperature (°F)	60 to 70
Wind	light		

Water Level and Purge Data

WL Measurement Time (24 hr)	10:30	Estimated Water Level Range	3.05 - 4.31
Water Level (ft) TOC	3.80	Measured Depth of Well (ft)	29.4
Water Level Flag		Casing Diameter (in)	1
Purge Calculation Method	Equipment Volume	Casing Volumes to Purge	0
Tubing Length (ft)	28	Drop Tubing Length (ft)	0
Tubing Diameter (in)	0.25	Drop Tubing Diameter (in)	0
Bladder Volume (L)		Flow Cell Volume (L)	0.5
Well Volume (calc)	3.95	Purge Volume Unit (L or gal)	L
Length of Water Column (ft) (calc)	25.60	Calculated Purge Volume	0.77
WL Measurement Date	03/05/2024		

Purge Information

Purge Start Time	10:30	Overall Flow Rate	124
Purge Start Date	03/05/2024	Purging stability met?	Stability primary criteria has been met.

Field Results

Add Remove Refresh | Unlock Autofit | Analytes Show

Time	Vol	FLOW	DTW	TEMP	DO	%-do	SC	PH	ORP	TURB	ET
Fraction	N	N	N	N	N	N	N	N	N	N	N
Unit	L	mL/min	ft	C	mg/L	%	umhos/cm	s.u.	mV	NTU	s
10:59	3.1	106	3.92	25.94	0.73	9	1047	6.34	-4.8	7.94	1761
11:01	3.8	-81	3.92	26.02	0.19	2.3	1059	6.33	-3.5	5.86	149
11:03	4.2	198	3.88	26.06	0.1	1.2	1058	6.33	-5.3	5.40	121

Sample

Sample Date	03/05/2024	Sample Time	11:10
Location Code	S68C	Storage: Ice in Cooler?	Yes
Sample ID	PIN12-05.2402003-091	Measurement Method	Air Exclusion
Sample Matrix	GW	Sampling Equipment	Peristalitic Pump & Ded Tubing
Arrival Time (24 hr)	10:31	Filtered Y/N	N
Operational Check Date/Time	03/05/2024 08:00 (24hr)	Number of Filters	
Sampler(s)		Filter Pore Size	
Comments	td 29.4		

Field Results Extra

Add Remove Refresh | Unlock Autofit | Analytes Show

Time	Alk_Vol	Titr.	Alk	Phen Alk	Fld Fe-II	Fld Tot Fe	CL-RESID
Fraction	N	N	N	N	N	N	N
Unit	mL	mg/L	mg/L	mg/L	mg/L	mg/L	mg/L

Lab COC & Analysis

New COC | Current COC xPIN12-05.2402 | Add Mag/Analyt | COC Manager

Lab: STD

☑ VOA-A-007, VOAs ☑ LMV-08, Dioxane

MAG	Desc	Container Code	Number of containers	Filtered	Preservative	Container Description	Barco
LMV-08, Dioxane							
	LMV-08: 1,4-Dioxane	GLASS 40 ML	1	None	4 C, HCl	40 mL glass	
		Please select					
VOA-A-007, VOAs							
	VOA-A-007: VOAs	GLASS 40 ML	3	None	4 C, HCl	40 mL glass	

Groundwater Form
EDGE_DOE_7.20.2_GENERIC_01MAY2021

Ground Water

Location

Location ID	S69B	Top of Screen	10
Project Code	LMIDIQ.308.01.02.01.070.CPC2.2A	Bottom of Screen	20
Project	Pinellas Monitoring	Total Depth	20
Category	PIN Micropurge	Location Type	WL

Measurement Equipment

Multiparameter ID	EXOC	Other	
Turbidimeter ID	TRB07	Datalogger Present?	No
Water Level ID	WL27	Datalogger Specific	
Alkalinity ID			

Weather

Precipitation	overcast	Air Temperature (°F)	70 to 80
Wind	light		

Water Level and Purge Data

WL Measurement Time (24 hr)	14:20	Estimated Water Level Range	1.25 - 2.86
Water Level (ft) TOC	2.16	Measured Depth of Well (ft)	
Water Level Flag		Casing Diameter (in)	1
Purge Calculation Method	Equipment Volume	Casing Volumes to Purge	0
Tubing Length (ft)	20	Drop Tubing Length (ft)	0
Tubing Diameter (in)	0.25	Drop Tubing Diameter (in)	0
Bladder Volume (L)		Flow Cell Volume (L)	0.5
Well Volume (calc)		Purge Volume Unit (L or gal)	L
Length of Water Column (ft) (calc)		Calculated Purge Volume	0.69
WL Measurement Date	03/04/2024		

Purge Information

Purge Start Time	14:24	Overall Flow Rate	244
Purge Start Date	03/04/2024	Purging stability met?	Stability primary criteria has been met.

Field Results

Add Remove Refresh | Unlock Autofit | Analytes Show

Time	Vol	FLOW	DTW	TEMP	DO	%-do	SC	PH	ORP	TURB	ET
Fraction	N	N	N	N	N	N	N	N	N	N	N
Unit	L	mL/min	ft	C	mg/L	%	umhos/cm	s.u.	mV	NTU	s
14:28	1	239	2.86	27.57	0.46	5.9	573	6.81	-101.1	29.1	251
14:29	1.5	283	2.86	27.65	0.32	4.1	571	6.79	-102.9	28.2	106
14:32	2	234	2.86	27.72	0.24	3	571	6.79	-104.7	19.2	128
14:34	2.7	243	2.86	27.82	0.19	2.4	571	6.78	-106.6	13.4	173
14:37	3.2	231	2.86	27.83	0.17	2.1	572	6.78	-107.7	10.3	130

Sample

Sample Date	03/04/2024	Sample Time	14:40
Location Code	S69B	Storage: Ice in Cooler?	Yes
Sample ID	PIN12-05.2402003-092	Measurement Method	Air Exclusion
Sample Matrix	GW	Sampling Equipment	Peristalitic Pump & Ded Tubing
Arrival Time (24 hr)	14:20	Filtered Y/N	N
Operational Check Date/Time	03/04/2024 07:28 (24hr)	Number of Filters	
Sampler(s)		Filter Pore Size	
Comments			

Field Results Extra

Add Remove Refresh | Unlock Autofit | Analytes Show

Time	Alk_Vol	Titr.	Alk	Phen Alk	Fld Fe-II	Fld Tot Fe	CL-RESID
Fraction	N	N	N	N	N	N	N
Unit	mL	mg/L	mg/L	mg/L	mg/L	mg/L	mg/L

Lab COC & Analysis

New COC | Current COC xPIN12-05.2402 | Add Mag/Analyt | COC Manager

Lab: STD

☑ VOA-A-007, VOAs ☑ LMV-08, Dioxane

MAG	Desc	Container Code	Number of containers	Filtered	Preservative	Container Description	Barco
LMV-08, Dioxane							
	LMV-08: 1,4-Dioxane	GLASS 40 ML	1	None	4 C, HCl	40 mL glass	
		Please select					
VOA-A-007, VOAs							
	VOA-A-007: VOAs	GLASS 40 ML	3	None	4 C, HCl	40 mL glass	

Groundwater Form
EDGE_DOE_7.20.2_GENERIC_01MAY2021

Ground Water

Location

Location ID	S69C	Top of Screen	20
Project Code	LMIDIQ.308.01.02.01.070.CPC2.2A	Bottom of Screen	30
Project	Pinellas Monitoring	Total Depth	30
Category	PIN Micropurge	Location Type	WL

Measurement Equipment

Multiparameter ID	EXOC	Other	
Turbidimeter ID	TRB07	Datalogger Present?	No
Water Level ID	WL27	Datalogger Specific	
Alkalinity ID			

Weather

Precipitation	overcast	Air Temperature (°F)	70 to 80
Wind	light		

Water Level and Purge Data

WL Measurement Time (24 hr)	14:46	Estimated Water Level Range	1.2 - 2.8
Water Level (ft) TOC	2.15	Measured Depth of Well (ft)	
Water Level Flag		Casing Diameter (in)	1
Purge Calculation Method	Equipment Volume	Casing Volumes to Purge	0
Tubing Length (ft)	30	Drop Tubing Length (ft)	0
Tubing Diameter (in)	0.25	Drop Tubing Diameter (in)	0
Bladder Volume (L)		Flow Cell Volume (L)	0.5
Well Volume (calc)	4.30	Purge Volume Unit (L or gal)	L
Length of Water Column (ft) (calc)	27.85	Calculated Purge Volume	0.79
WL Measurement Date	03/04/2024		

Purge Information

Purge Start Time	14:52	Overall Flow Rate	265
Purge Start Date	03/04/2024	Purging stability met?	

Field Results

Add Remove Refresh | Unlock Autofit | Analytes Show

Time	Vol	FLOW	DTW	TEMP	DO	%-do	SC	PH	ORP	TURB	ET
Fraction	N	N	N	N	N	N	N	N	N	N	N
Unit	L	mL/min	ft	C	mg/L	%	umhos/cm	s.u.	mV	NTU	s
14:58	1.7	258	2.33	28.11	0.31	4	755	6.56	-47.1	13.8	395
15:01	2.4	282	2.33	28.2	0.22	2.8	757	6.56	-52.8	9.68	149
15:03	3.1	266	2.33	28.21	0.18	2.3	763	6.56	-55.9	8.81	158

Sample

Sample Date	03/04/2024	Sample Time	15:10
Location Code	S69C	Storage: Ice in Cooler?	Yes
Sample ID	PIN12-05.2402003-093	Measurement Method	Air Exclusion
Sample Matrix	GW	Sampling Equipment	Peristalitic Pump & Ded Tubing
Arrival Time (24 hr)	14:45	Filtered Y/N	N
Operational Check Date/Time	03/04/2024 07:28 (24hr)	Number of Filters	
Sampler(s)		Filter Pore Size	
Comments			

Field Results Extra

Add Remove Refresh | Unlock Autofit | Analytes Show

Time	Alk_Vol	Titr.	Alk	Phen Alk	Fld Fe-II	Fld Tot Fe	CL-RESID
Fraction	N	N	N	N	N	N	N
Unit	mL	mg/L	mg/L	mg/L	mg/L	mg/L	mg/L

Lab COC & Analysis

New COC | Current COC xPIN12-05.2402 | Add Mag/Analyt | COC Manager

Lab: STD

☑ VOA-A-007, VOAs ☑ LMV-08, Dioxane

MAG	Desc	Container Code	Number of containers	Filtered	Preservative	Container Description	Barco
LMV-08, Dioxane							
	LMV-08: 1,4-Dioxane	GLASS 40 ML	6	None	4 C, HCl	40 mL glass	
		Please select					
VOA-A-007, VOAs							
	VOA-A-007: VOAs	GLASS 40 ML	6	None	4 C, HCl	40 mL glass	

Groundwater Form
EDGE_DOE_7.20.2_GENERIC_01MAY2021

Ground Water

Location

Location ID	S69D	Top of Screen	30
Project Code	LMIDIQ.308.01.02.01.070.CPC2.2A	Bottom of Screen	40
Project	Pinellas Monitoring	Total Depth	40
Category	PIN Micropurge	Location Type	WL

Measurement Equipment

Multiparameter ID	EXOC	Other	
Turbidimeter ID	TRB07	Datalogger Present?	No
Water Level ID	WL27	Datalogger Specific	
Alkalinity ID			

Weather

Precipitation	overcast	Air Temperature (°F)	70 to 80
Wind	light		

Water Level and Purge Data

WL Measurement Time (24 hr)	15:27	Estimated Water Level Range	1.38 - 3.47
Water Level (ft) TOC	2.48	Measured Depth of Well (ft)	
Water Level Flag		Casing Diameter (in)	1
Purge Calculation Method	Equipment Volume	Casing Volumes to Purge	0
Tubing Length (ft)	40	Drop Tubing Length (ft)	0
Tubing Diameter (in)	0.25	Drop Tubing Diameter (in)	0
Bladder Volume (L)		Flow Cell Volume (L)	0.5
Well Volume (calc)		Purge Volume Unit (L or gal)	L
Length of Water Column (ft) (calc)		Calculated Purge Volume	0.89
WL Measurement Date	03/04/2024		

Purge Information

Purge Start Time	15:31	Overall Flow Rate	201
Purge Start Date	03/04/2024	Purging stability met?	Stability primary criteria has been met.

Field Results

Add Remove Refresh | Unlock Autofit | Analytes Show

Time	Vol	FLOW	DTW	TEMP	DO	%-do	SC	PH	ORP	TURB	ET
Fraction	N	N	N	N	N	N	N	N	N	N	N
Unit	L	mL/min	ft	C	mg/L	%	umhos/cm	s.u.	mV	NTU	s
15:35	1	216	5.33	28.01	0.65	8.3	1423	6.51	-23.7	19.7	278
15:40	2	195	5.23	28.09	0.37	4.7	1532	6.49	-27.5	8.39	307
15:44	2.7	182	5.20	28.18	0.29	3.7	1549	6.49	-30.2	3.50	231
15:46	3.2	216	5.18	28.24	0.26	3.4	1554	6.49	-31.6	4.20	139

Sample

Sample Date	03/04/2024	Sample Time	15:45
Location Code	S69D	Storage: Ice in Cooler?	Yes
Sample ID	PIN12-05.2402003-094	Measurement Method	Air Exclusion
Sample Matrix	GW	Sampling Equipment	Peristalitic Pump & Ded Tubing
Arrival Time (24 hr)	15:27	Filtered Y/N	N
Operational Check Date/Time	03/04/2024 07:28 (24hr)	Number of Filters	
Sampler(s)		Filter Pore Size	
Comments			

Field Results Extra

Add Remove Refresh | Unlock Autofit | Analytes Show

Time	Alk_Vol	Titr.	Alk	Phen Alk	Fld Fe-II	Fld Tot Fe	CL-RESID
Fraction	N	N	N	N	N	N	N
Unit	mL	mg/L	mg/L	mg/L	mg/L	mg/L	mg/L

Lab COC & Analysis

New COC | Current COC xPIN12-05.2402 | Add Mag/Analyt | COC Manager

Lab: STD

☑ VOA-A-007, VOAs ☑ LMV-08, Dioxane

MAG	Desc	Container Code	Number of containers	Filtered	Preservative	Container Description	Barco
LMV-08, Dioxane							
	LMV-08: 1,4-Dioxane	GLASS 40 ML	1	None	4 C, HCl	40 mL glass	
		Please select					
VOA-A-007, VOAs							
	VOA-A-007: VOAs	GLASS 40 ML	3	None	4 C, HCl	40 mL glass	

Groundwater Form
EDGE_DOE_7.20.2_GENERIC_01MAY2021

Ground Water

Location

Location ID	S70B	Top of Screen	10
Project Code	LMIDIQ.308.01.02.01.070.CPC2.2A	Bottom of Screen	20
Project	Pinellas Monitoring	Total Depth	20
Category	PIN Micropurge	Location Type	WL

Measurement Equipment

Multiparameter ID	EXOC	Other	
Turbidimeter ID	TRB07	Datalogger Present?	No
Water Level ID	WL27	Datalogger Specific	
Alkalinity ID			

Weather

Precipitation	overcast	Air Temperature (°F)	70 to 80
Wind	light		

Water Level and Purge Data

WL Measurement Time (24 hr)	11:04	Estimated Water Level Range	1.95 - 3.32
Water Level (ft) TOC	2.59	Measured Depth of Well (ft)	
Water Level Flag		Casing Diameter (in)	1
Purge Calculation Method	Equipment Volume	Casing Volumes to Purge	0
Tubing Length (ft)	20	Drop Tubing Length (ft)	0
Tubing Diameter (in)	0.25	Drop Tubing Diameter (in)	0
Bladder Volume (L)		Flow Cell Volume (L)	0.5
Well Volume (calc)		Purge Volume Unit (L or gal)	L
Length of Water Column (ft) (calc)		Calculated Purge Volume	0.69
WL Measurement Date	03/04/2024		

Purge Information

Purge Start Time	11:09	Overall Flow Rate	136
Purge Start Date	03/04/2024	Purging stability met?	

Field Results

Add Remove Refresh | Unlock Autofit | Analytes Show

Time	Vol	FLOW	DTW	TEMP	DO	%-do	SC	PH	ORP	TURB	ET
Fraction	N	N	N	N	N	N	N	N	N	N	N
Unit	L	mL/min	ft	C	mg/L	%	umhos/cm	s.u.	mV	NTU	s
11:14	.7	125	3.95	25.84	0.62	7.7	1219	6.52	-81.8	26.3	336
11:16	1.1	185	3.91	26.03	0.35	4.3	1224	6.51	-80.5	19.1	130
11:18	1.4	137	3.93	26.2	0.26	3.2	1227	6.51	-80.4	18.3	131
11:21	1.7	121	3.91	26.41	0.18	2.3	1228	6.51	-80.8	25.9	149
11:23	2	127	3.91	26.68	0.15	1.8	1227	6.51	-81.1	26.1	142
11:25	2.3	144	3.92	26.68	0.14	1.7	1223	6.51	-81.3	27.3	125
11:28	2.6	138	3.91	26.53	0.12	1.6	1224	6.51	-81.5	29.6	130

Sample

Sample Date	03/04/2024	Sample Time	11:30
Location Code	S70B	Storage: Ice in Cooler?	Yes
Sample ID	PIN12-05.2402003-095	Measurement Method	Air Exclusion
Sample Matrix	GW	Sampling Equipment	Peristalitic Pump & Ded Tubing
Arrival Time (24 hr)	11:04	Filtered Y/N	N
Operational Check Date/Time	03/04/2024 07:28 (24hr)	Number of Filters	
Sampler(s)		Filter Pore Size	
Comments	Secondary tur bidty criteria.		

Field Results Extra

Add Remove Refresh | Unlock Autofit | Analytes Show

Time	Alk_Vol	Titr.	Alk	Phen Alk	Fld Fe-II	Fld Tot Fe	CL-RESID
Fraction	N	N	N	N	N	N	N
Unit	mL	mg/L	mg/L	mg/L	mg/L	mg/L	mg/L

Lab COC & Analysis

New COC | Current COC xPIN12-05.2402 | Add Mag/Analyt | COC Manager

Lab: STD

☑ VOA-A-007, VOAs ☑ LMV-08, Dioxane

MAG	Desc	Container Code	Number of containers	Filtered	Preservative	Container Description	Barco
LMV-08, Dioxane							
	LMV-08: 1,4-Dioxane	GLASS 40 ML	1	None	4 C, HCl	40 mL glass	
		Please select					
VOA-A-007, VOAs							
	VOA-A-007: VOAs	GLASS 40 ML	3	None	4 C, HCl	40 mL glass	

Groundwater Form
EDGE_DOE_7.20.2_GENERIC_01MAY2021

Ground Water

Location

Location ID	S70C	Top of Screen	20
Project Code	LMIDIQ.308.01.02.01.070.CPC2.2A	Bottom of Screen	30
Project	Pinellas Monitoring	Total Depth	30
Category	PIN Micropurge	Location Type	WL

Measurement Equipment

Multiparameter ID	EXOC	Other	
Turbidimeter ID	TRB07	Datalogger Present?	No
Water Level ID	WL27	Datalogger Specific	
Alkalinity ID			

Weather

Precipitation	overcast	Air Temperature (°F)	70 to 80
Wind	light		

Water Level and Purge Data

WL Measurement Time (24 hr)	12:51	Estimated Water Level Range	2.02 - 3.41
Water Level (ft) TOC	2.81	Measured Depth of Well (ft)	
Water Level Flag		Casing Diameter (in)	1
Purge Calculation Method	Equipment Volume	Casing Volumes to Purge	0
Tubing Length (ft)	30	Drop Tubing Length (ft)	0
Tubing Diameter (in)	0.25	Drop Tubing Diameter (in)	0
Bladder Volume (L)		Flow Cell Volume (L)	0.5
Well Volume (calc)		Purge Volume Unit (L or gal)	L
Length of Water Column (ft) (calc)		Calculated Purge Volume	0.79
WL Measurement Date	03/04/2024		

Purge Information

Purge Start Time	12:57	Overall Flow Rate	266
Purge Start Date	03/04/2024	Purging stability met?	Stability primary criteria has been met.

Field Results

Add Remove Refresh | Unlock Autofit | Analytes Show

Time	Vol	FLOW	DTW	TEMP	DO	%-do	SC	PH	ORP	TURB	ET
Fraction	N	N	N	N	N	N	N	N	N	N	N
Unit	L	mL/min	ft	C	mg/L	%	umhos/cm	s.u.	mV	NTU	s
12:59	.9	320	3.16	28.34	0.64	8.2	1162	6.49	-81.5	40.8	169
13:02	1.5	257	3.17	28.33	0.36	4.6	1157	6.48	-82.5	30.6	140
13:06	2.5	238	3.18	28.45	0.21	2.8	1157	6.47	-84.9	19.5	252
13:08	3	268	3.18	28.52	0.19	2.4	1157	6.47	-85.7	19.9	112
13:10	3.5	259	3.17	28.52	0.17	2.2	1156	6.47	-86.3	14.9	116

Sample

Sample Date	03/04/2024	Sample Time	13:20
Location Code	S70C	Storage: Ice in Cooler?	Yes
Sample ID	PIN12-05.2402003-096	Measurement Method	Air Exclusion
Sample Matrix	GW	Sampling Equipment	Peristalitic Pump & Ded Tubing
Arrival Time (24 hr)	12:50	Filtered Y/N	N
Operational Check Date/Time	03/04/2024 07:28 (24hr)	Number of Filters	
Sampler(s)		Filter Pore Size	
Comments			

Field Results Extra

Add Remove Refresh | Unlock Autofit | Analytes Show

Time	Alk_Vol	Titr.	Alk	Phen Alk	Fld Fe-II	Fld Tot Fe	CL-RESID
Fraction	N	N	N	N	N	N	N
Unit	mL	mg/L	mg/L	mg/L	mg/L	mg/L	mg/L

Lab COC & Analysis

New COC | Current COC xPIN12-05.2402 | Add Mag/Analyt | COC Manager

Lab: STD

☑ VOA-A-007, VOAs ☑ LMV-08, Dioxane

MAG	Desc	Container Code	Number of containers	Filtered	Preservative	Container Description	Barco
LMV-08, Dioxane							
	LMV-08: 1,4-Dioxane	GLASS 40 ML	1	None	4 C, HCl	40 mL glass	
		Please select					
VOA-A-007, VOAs							
	VOA-A-007: VOAs	GLASS 40 ML	3	None	4 C, HCl	40 mL glass	

Groundwater Form
EDGE_DOE_7.20.2_GENERIC_01MAY2021

Ground Water

Location

Location ID	S70D	Top of Screen	30
Project Code	LMIDIQ.308.01.02.01.070.CPC2.2A	Bottom of Screen	40
Project	Pinellas Monitoring	Total Depth	40
Category	PIN Micropurge	Location Type	WL

Measurement Equipment

Multiparameter ID	EXOC	Other	
Turbidimeter ID	TRB07	Datalogger Present?	No
Water Level ID	WL27	Datalogger Specific	
Alkalinity ID			

Weather

Precipitation	overcast	Air Temperature (°F)	70 to 80
Wind	light		

Water Level and Purge Data

WL Measurement Time (24 hr)	13:26	Estimated Water Level Range	2.26 - 3.61
Water Level (ft) TOC	2.90	Measured Depth of Well (ft)	
Water Level Flag		Casing Diameter (in)	1
Purge Calculation Method	Equipment Volume	Casing Volumes to Purge	0
Tubing Length (ft)	40	Drop Tubing Length (ft)	0
Tubing Diameter (in)	0.25	Drop Tubing Diameter (in)	0
Bladder Volume (L)		Flow Cell Volume (L)	0.5
Well Volume (calc)		Purge Volume Unit (L or gal)	L
Length of Water Column (ft) (calc)		Calculated Purge Volume	0.89
WL Measurement Date	03/04/2024		

Purge Information

Purge Start Time	13:31	Overall Flow Rate	240
Purge Start Date	03/04/2024	Purging stability met?	Stability primary criteria has been met.

Field Results

Add Remove Refresh | Unlock Autofit | Analytes Show

Time	Vol	FLOW	DTW	TEMP	DO	%-do	SC	PH	ORP	TURB	ET
Fraction	N	N	N	N	N	N	N	N	N	N	N
Unit	L	mL/min	ft	C	mg/L	%	umhos/cm	s.u.	mV	NTU	s
13:34	1	261	4.38	28.62	0.43	5.6	1295	6.49	-74.1	104	230
13:37	1.7	239	4.38	28.75	0.25	3.3	1302	6.48	-74.2	64.7	176
13:40	2.3	216	4.38	28.73	0.19	2.5	1304	6.49	-75.4	54.1	167
13:44	3.3	253	4.38	28.94	0.15	1.9	1305	6.49	-77	32.3	237
13:48	4.3	264	4.38	28.88	0.12	1.5	1306	6.49	-77.9	25.2	227
13:50	4.9	281	4.38	28.92	0.11	1.5	1306	6.49	-78.4	23.7	128
13:53	5.6	235	4.38	28.98	0.1	1.3	1307	6.49	-79.1	17.8	179
13:55	5.9	142	4.38	28.97	0.1	1.3	1307	6.49	-79.5	16.6	127
13:57	6.4	234	4.38	28.92	0.09	1.2	1308	6.49	-79.8	16.4	128

Sample

Sample Date	03/04/2024	Sample Time	14:00
Location Code	S70D	Storage: Ice in Cooler?	Yes
Sample ID	PIN12-05.2402003-097	Measurement Method	Air Exclusion
Sample Matrix	GW	Sampling Equipment	Peristalitic Pump & Ded Tubing
Arrival Time (24 hr)	13:26	Filtered Y/N	N
Operational Check Date/Time	03/04/2024 07:28 (24hr)	Number of Filters	
Sampler(s)		Filter Pore Size	
Comments			

Field Results Extra

Add Remove Refresh | Unlock Autofit | Analytes Show

Time	Alk_Vol	Titr.	Alk	Phen Alk	Fld Fe-II	Fld Tot Fe	CL-RESID
Fraction	N	N	N	N	N	N	N
Unit	mL	mg/L	mg/L	mg/L	mg/L	mg/L	mg/L

Lab COC & Analysis

New COC | Current COC xPIN12-05.2402 | Add Mag/Analyt | COC Manager

Lab: STD

☑ VOA-A-007, VOAs ☑ LMV-08, Dioxane

MAG	Desc	Container Code	Number of containers	Filtered	Preservative	Container Description	Barco
LMV-08, Dioxane							
	LMV-08: 1,4-Dioxane	GLASS 40 ML	1	None	4 C, HCl	40 mL glass	
		Please select					
VOA-A-007, VOAs							
	VOA-A-007: VOAs	GLASS 40 ML	3	None	4 C, HCl	40 mL glass	

Groundwater Form
EDGE_DOE_7.20.2_GENERIC_01MAY2021

Ground Water

Location

Location ID	S71B	Top of Screen	10
Project Code	LMIDIQ.308.01.02.01.070.CPC2.2A	Bottom of Screen	20
Project	Pinellas Monitoring	Total Depth	20
Category	PIN Micropurge	Location Type	WL

Measurement Equipment

Multiparameter ID	EXOB	Other	
Turbidimeter ID	TRB01	Datalogger Present?	No
Water Level ID		Datalogger Specific	
Alkalinity ID			

Weather

Precipitation	clear	Air Temperature (°F)	70 to 80
Wind	none		

Water Level and Purge Data

WL Measurement Time (24 hr)	09:02	Estimated Water Level Range	3.8 - 4.9
Water Level (ft) TOC	4.20	Measured Depth of Well (ft)	
Water Level Flag		Casing Diameter (in)	1
Purge Calculation Method	Equipment Volume	Casing Volumes to Purge	0
Tubing Length (ft)	20	Drop Tubing Length (ft)	0
Tubing Diameter (in)	0.25	Drop Tubing Diameter (in)	0
Bladder Volume (L)		Flow Cell Volume (L)	0.5
Well Volume (calc)	1.84	Purge Volume Unit (L or gal)	L
Length of Water Column (ft) (calc)	11.90	Calculated Purge Volume	0.69
WL Measurement Date	02/29/2024		

Purge Information

Purge Start Time	09:05	Overall Flow Rate	121
Purge Start Date	02/29/2024	Purging stability met?	Stability primary criteria has been met.

Field Results

Add Remove Refresh | Unlock Autofit | Analytes Show

Time		FL	D	T	D	%	SC	P	O	T	I
Fraction	N	N	N	N	N	N	N	N	N	N	N
Unit	L	mL/...	ft	C	m...	%	umh...	s...	mV	N...	s
09:14	1	110	5...	26...			801	6...			5
09:16	1	96	5...	26...	0...	1...	802	6...	-5...	43...	1
09:18	1	137	5...	26...	0...	9.5	802	6...	-5...	40...	1
09:24	2	140	5...	26...	0...	8.2	800	6...	-5...	19...	3
09:26	2	98	5...	26...	0...	7.6	800	6...	-5...	18...	1
09:28	2	145	5...	26...	0...	7.3	798	6...	-5...	19...	1

Sample

Sample Date	02/29/2024	Sample Time	09:35
Location Code	S71B	Storage: Ice in Cooler?	Yes
Sample ID	PIN12-05.2402003-098	Measurement Method	Air Exclusion
Sample Matrix	GW	Sampling Equipment	Peristalitic Pump & Ded Tubing
Arrival Time (24 hr)	09:00	Filtered Y/N	N
Operational Check Date/Time	02/29/2024 07:15 (24hr)	Number of Filters	
Sampler(s)		Filter Pore Size	
Comments	td 16.1		

Field Results Extra

Add Remove Refresh | Unlock Autofit | Analytes Show

Time	Alk_Vol	Titr.	Alk	Phen Alk	Fld Fe-II	Fld Tot Fe	CL-RESID
Fraction	N	N	N	N	N	N	N
Unit	mL	mg/L	mg/L	mg/L	mg/L	mg/L	mg/L

Lab COC & Analysis

New COC Current COC xPIN12-05.2402 | Add Mag/Analyt | COC Manager

Lab: STD

☐ VOA-A-007, VOAs ☐ LMV-08, Dioxane

MAG	Desc	Container Code	Number of containers	Filtered	Preservative	Container Description	Barcode

Ground Water

Location

Location ID	S71C	Top of Screen	20
Project Code	LMIDIQ.308.01.02.01.070.CPC2.2A	Bottom of Screen	30
Project	Pinellas Monitoring	Total Depth	30
Category	PIN Micropurge	Location Type	WL

Measurement Equipment

Multiparameter ID	EXOB	Other	
Turbidimeter ID	TRB01	Datalogger Present?	No
Water Level ID		Datalogger Specific	
Alkalinity ID			

Weather

Precipitation	clear	Air Temperature (°F)	70 to 80
Wind	none		

Water Level and Purge Data

WL Measurement Time (24 hr)	09:57	Estimated Water Level Range	3.84 - 5.05
Water Level (ft) TOC	4.47	Measured Depth of Well (ft)	
Water Level Flag		Casing Diameter (in)	1
Purge Calculation Method	Equipment Volume	Casing Volumes to Purge	0
Tubing Length (ft)	30	Drop Tubing Length (ft)	0
Tubing Diameter (in)	0.25	Drop Tubing Diameter (in)	0
Bladder Volume (L)		Flow Cell Volume (L)	0.5
Well Volume (calc)	3.94	Purge Volume Unit (L or gal)	L
Length of Water Column (ft) (calc)	25.53	Calculated Purge Volume	0.79
WL Measurement Date	02/29/2024		

Purge Information

Purge Start Time	10:09	Overall Flow Rate	112
Purge Start Date	02/29/2024	Purging stability met?	Stability primary criteria has been met.

Field Results

Add Remove Refresh | Unlock Autofit | Analytes Show

Time	\	F	D	T	D	%	SC	P	O	T	I
Fraction	N	N	N	N	N	N	N	N	N	N	N
Unit	L	m...	ft	C	m...	%	umho...	s...	mV	N...	s
10:26	2...	113	4....	27...	0....	1.9	1266	6....	-6...	35...	1
10:30	2...	152	4....	27...	0....	1.8	1264	6....	-6...	9....	1
10:32	2...	50	4....	27...	0....	1.7	1265	6....	-6...	17...	1
10:34	2...	101	4....	27...	0....	1.7	1265	6....	-6...	8....	1

Sample

Sample Date	02/29/2024	Sample Time	10:35
Location Code	S71C	Storage: Ice in Cooler?	Yes
Sample ID	PIN12-05.2402003-099	Measurement Method	Air Exclusion
Sample Matrix	GW	Sampling Equipment	Peristalitic Pump & Ded Tubing
Arrival Time (24 hr)	09:56	Filtered Y/N	N
Operational Check Date/Time	02/29/2024 07:15 (24hr)	Number of Filters	
Sampler(s)		Filter Pore Size	
Comments	td 30.0		

Field Results Extra

Add Remove Refresh | Unlock Autofit | Analytes Show

Time	Alk_Vol	Titr.	Alk	Phen Alk	Fld Fe-II	Fld Tot Fe	CL-RESID
Fraction	N	N	N	N	N	N	N
Unit	mL	mg/L	mg/L	mg/L	mg/L	mg/L	mg/L

Lab COC & Analysis

New COC | Current COC xPIN12-05.2402 | Add Mag/Analyt | COC Manager

Lab: STD

☐ VOA-A-007, VOAs ☐ LMV-08, Dioxane

MAG	Desc	Container Code	Number of containers	Filtered	Preservative	Container Description	Barcode

Ground Water

Location

Location ID	S71D	Top of Screen	30
Project Code	LMIDIQ.308.01.02.01.070.CPC2.2A	Bottom of Screen	40
Project	Pinellas Monitoring	Total Depth	40
Category	PIN Micropurge	Location Type	WL

Measurement Equipment

Multiparameter ID	EXOB	Other	
Turbidimeter ID	TRB01	Datalogger Present?	No
Water Level ID		Datalogger Specific	
Alkalinity ID			

Weather

Precipitation	clear	Air Temperature (°F)	70 to 80
Wind	none		

Water Level and Purge Data

WL Measurement Time (24 hr)	08:55	Estimated Water Level Range	3.52 - 5.12
Water Level (ft) TOC	3.32	Measured Depth of Well (ft)	
Water Level Flag		Casing Diameter (in)	1
Purge Calculation Method	Equipment Volume	Casing Volumes to Purge	0
Tubing Length (ft)	40	Drop Tubing Length (ft)	0
Tubing Diameter (in)	0.25	Drop Tubing Diameter (in)	0
Bladder Volume (L)		Flow Cell Volume (L)	0.5
Well Volume (calc)	5.62	Purge Volume Unit (L or gal)	L
Length of Water Column (ft) (calc)	36.38	Calculated Purge Volume	0.89
WL Measurement Date	02/29/2024		

Purge Information

Purge Start Time	08:55	Overall Flow Rate	182
Purge Start Date	02/29/2024	Purging stability met?	Stability primary criteria has been met.

Field Results

Add Remove Refresh | Unlock Autofit | Analytes Show

Time	\	FL	I	T	D	%	SC	P	O	T	I
Fraction	N	N	N	N	N	N	N	N	N	N	N
Unit	L	mL/...	ft	C	m...	%	umh...	s...	mV	N...	s
10:50	2...	185	4.	28...	0...	1...	1513	6...	-2...	21...	6
10:52	2...	97	4.	27...	0...	1...	1514	6...	-2...	37	1
10:54	2...	148	4.	27...	0...	6.7	1509	6...	-3...	20...	1
10:56	22	99	4.	27...	0.2	2.5	1506	6...	-4...	17...	1
10:58	2...	224	4.	27...	0...	1.7	1506	6...	-4...	15...	1
11:00	2...	153	4.	27...	0...	1.5	1506	6...	-4...	14...	1

Sample

Sample Date	02/29/2024	Sample Time	11:15
Location Code	S71D	Storage: Ice in Cooler?	Yes
Sample ID	PIN12-05.2402003-100	Measurement Method	Air Exclusion
Sample Matrix	GW	Sampling Equipment	Peristalitic Pump & Ded Tubing
Arrival Time (24 hr)	10:45	Filtered Y/N	N
Operational Check Date/Time	02/29/2024 07:15 (24hr)	Number of Filters	
Sampler(s)		Filter Pore Size	
Comments	td 39.7		

Field Results Extra

Add Remove Refresh | Unlock Autofit | Analytes Show

Time	Alk_Vol	Titr.	Alk	Phen Alk	Fld Fe-II	Fld Tot Fe	CL-RESID
Fraction	N	N	N	N	N	N	N
Unit	mL	mg/L	mg/L	mg/L	mg/L	mg/L	mg/L

Lab COC & Analysis

New COC | Current COC xPIN12-05.2402 | Add Mag/Analyt | COC Manager

Lab: STD

☐ VOA-A-007, VOAs ☐ LMV-08, Dioxane

MAG	Desc	Container Code	Number of containers	Filtered	Preservative	Container Description	Barcode

Ground Water

Location

Location ID	S73B	Top of Screen	10
Project Code	LMIDIQ.308.01.02.01.070.CPC2.2A	Bottom of Screen	20
Project	Pinellas Monitoring	Total Depth	20
Category	PIN Micropurge	Location Type	WL

Measurement Equipment

Multiparameter ID	EXOC	Other	
Turbidimeter ID	TRB07	Datalogger Present?	No
Water Level ID	WL27	Datalogger Specific	
Alkalinity ID			

Weather

Precipitation	overcast	Air Temperature (°F)	70 to 80
Wind	light		

Water Level and Purge Data

WL Measurement Time (24 hr)	09:39	Estimated Water Level Range	2.74 - 4.39
Water Level (ft) TOC	3.45	Measured Depth of Well (ft)	
Water Level Flag		Casing Diameter (in)	1
Purge Calculation Method	Equipment Volume	Casing Volumes to Purge	0
Tubing Length (ft)	20	Drop Tubing Length (ft)	0
Tubing Diameter (in)	0.25	Drop Tubing Diameter (in)	0
Bladder Volume (L)		Flow Cell Volume (L)	.5
Well Volume (calc)		Purge Volume Unit (L or gal)	L
Length of Water Column (ft) (calc)		Calculated Purge Volume	0.69
WL Measurement Date	03/04/2024		

Purge Information

Purge Start Time	09:45	Overall Flow Rate	195
Purge Start Date	03/04/2024	Purging stability met?	

Field Results

Add Remove Refresh | Unlock Autofit | Analytes Show

Time	Vol	FLOW	DTW	TEMP	DO	%-do	SC	PH	ORP	TURB	ET
Fraction	N	N	N	N	N	N	N	N	N	N	N
Unit	L	mL/min	ft	C	mg/L	%	umhos/cm	s.u.	mV	NTU	s
09:48	.7	185	4.43	25.73	1.11	13.7	690	6.41	-94.2	13.4	227
09:51	1.4	256	4.43	25.96	0.6	7.4	679	6.36	-95.1	10.4	164
09:56	2.2	176	4.43	26.1	0.35	4.4	671	6.35	-100.9	9.58	273
09:58	2.7	180	4.43	26.1	0.29	3.6	670	6.35	-104.6	8.19	167

Sample

Sample Date	03/04/2024	Sample Time	10:10
Location Code	S73B	Storage: Ice in Cooler?	Yes
Sample ID	PIN12-05.2402003-101	Measurement Method	Air Exclusion
Sample Matrix	GW	Sampling Equipment	Peristalitic Pump & Ded Tubing
Arrival Time (24 hr)	09:39	Filtered Y/N	N
Operational Check Date/Time	03/04/2024 07:28 (24hr)	Number of Filters	
Sampler(s)		Filter Pore Size	
Comments	Slightly effervecent.		

Field Results Extra

Add Remove Refresh | Unlock Autofit | Analytes Show

Time	Alk_Vol	Titr.	Alk	Phen Alk	Fld Fe-II	Fld Tot Fe	CL-RESID
Fraction	N	N	N	N	N	N	N
Unit	mL	mg/L	mg/L	mg/L	mg/L	mg/L	mg/L

Lab COC & Analysis

New COC | Current COC xPIN12-05.2402 | Add Mag/Analyt | COC Manager

Lab: STD

☑ VOA-A-007, VOAs ☑ LMV-08, Dioxane

MAG	Desc	Container Code	Number of containers	Filtered	Preservative	Container Description	Barco
LMV-08, Dioxane							
	LMV-08: 1,4-Dioxane	GLASS 40 ML	1	None	4 C, HCl	40 mL glass	
		Please select					
VOA-A-007, VOAs							
	VOA-A-007: VOAs	GLASS 40 ML	3	None	4 C, HCl	40 mL glass	

Groundwater Form
EDGE_DOE_7.20.2_GENERIC_01MAY2021

Ground Water

Location

Location ID	S73C	Top of Screen	20
Project Code	LMIDIQ.308.01.02.01.070.CPC2.2A	Bottom of Screen	30
Project	Pinellas Monitoring	Total Depth	30
Category	PIN Micropurge	Location Type	WL

Measurement Equipment

Multiparameter ID	EXOC	Other	
Turbidimeter ID	TRB07	Datalogger Present?	No
Water Level ID	WL27	Datalogger Specific	
Alkalinity ID			

Weather

Precipitation	overcast	Air Temperature (°F)	70 to 80
Wind	light		

Water Level and Purge Data

WL Measurement Time (24 hr)	10:17	Estimated Water Level Range	2.82 - 4.27
Water Level (ft) TOC	3.45	Measured Depth of Well (ft)	
Water Level Flag		Casing Diameter (in)	1
Purge Calculation Method	Equipment Volume	Casing Volumes to Purge	0
Tubing Length (ft)	30	Drop Tubing Length (ft)	0
Tubing Diameter (in)	0.25	Drop Tubing Diameter (in)	0
Bladder Volume (L)		Flow Cell Volume (L)	0.5
Well Volume (calc)		Purge Volume Unit (L or gal)	L
Length of Water Column (ft) (calc)		Calculated Purge Volume	0.79
WL Measurement Date	03/04/2024		

Purge Information

Purge Start Time	10:19	Overall Flow Rate	206
Purge Start Date	03/04/2024	Purging stability met?	Stability primary criteria has been met.

Field Results

Add Remove Refresh | Unlock Autofit | Analytes Show

Time	Vol	FLOW	DTW	TEMP	DO	%-do	SC	PH	ORP	TURB	ET
Fraction	N	N	N	N	N	N	N	N	N	N	N
Unit	L	mL/min	ft	C	mg/L	%	umhos/cm	s.u.	mV	NTU	s
10:26	1.5	200	3.58	27.58	0.18	2.3	1312	6.26	-111.3	80.2	451
10:28	2	210	3.58	27.74	0.12	1.6	1311	6.25	-116.8	54.8	143
10:32	2.5	148	3.58	27.75	0.09	1.1	1312	6.25	-122.2	37.9	203
10:33	3	309	3.58	27.73	0.08	1	1310	6.25	-124.8	28.7	97
10:36	3.6	216	3.58	27.81	0.07	0.9	1311	6.26	-129.3	21.8	167
10:38	4.1	219	3.58	27.86	0.06	0.8	1310	6.25	-132.3	17.8	137
10:41	4.5	189	3.58	27.85	0.06	0.7	1310	6.26	-136	15.4	127
10:43	5	234	3.58	27.95	0.05	0.7	1309	6.26	-138.8	14.8	128

Sample

Sample Date	03/04/2024	Sample Time	10:45
Location Code	S73C	Storage: Ice in Cooler?	Yes
Sample ID	PIN12-05.2402003-102	Measurement Method	Air Exclusion
Sample Matrix	GW	Sampling Equipment	Peristalitic Pump & Ded Tubing
Arrival Time (24 hr)	10:17	Filtered Y/N	N
Operational Check Date/Time	03/04/2024 07:28 (24hr)	Number of Filters	
Sampler(s)		Filter Pore Size	
Comments	Stirred up well on accident prior to purge. Slightly effervecent.		

Field Results Extra

Add Remove Refresh | Unlock Autofit | Analytes Show

Time	Alk_Vol	Titr.	Alk	Phen Alk	Fld Fe-II	Fld Tot Fe	CL-RESID
Fraction	N	N	N	N	N	N	N
Unit	mL	mg/L	mg/L	mg/L	mg/L	mg/L	mg/L

Lab COC & Analysis

New COC | Current COC xPIN12-05.2402 | Add Mag/Analyt | COC Manager

Lab: STD

☑ VOA-A-007, VOAs ☑ LMV-08, Dioxane

MAG	Desc	Container Code	Number of containers	Filtered	Preservative	Container Description	Barco
LMV-08, Dioxane							
	LMV-08: 1,4-Dioxane	GLASS 40 ML	1	None	4 C, HCl	40 mL glass	
		Please select					
VOA-A-007, VOAs							
	VOA-A-007: VOAs	GLASS 40 ML	3	None	4 C, HCl	40 mL glass	

Groundwater Form
EDGE_DOE_7.20.2_GENERIC_01MAY2021

QC Sample

QC Sample Location

Location ID	2198	Project Code	LMIDIQ.308.01.02.01.070.CPC22A
Location Type (QC)	QC	Project	Pinellas Monitoring

QC Samples

Sample Date	02/29/2024	Sample Time (24 hr)	15:30
Sample ID	PIN12-05.2402003-103	Storage: Ice in Cooler?	Yes
Matrix (GW, SW for Dup; WATER for Blank)	GW	Filtered Y/N	N
Sample Class'n	FQ	Filter Pore Size	
Sample Type (D, E, FB, TB)	D	Number of Filters	
Parent Sample ID (DUP samples only!)	PIN12-05.2402003-001	Sampler(s)	
Composite Start Date/Time		Composite? Y/N	N
Composite End Date/Time		Comments	Parent 0541

Lab COC & Analysis

New COC | Current COC xPIN12-05.2402 | Add Mag/Analyt | COC Manager

Lab: STD

☐ **VOA-A-007, VOAs** ☐ **LMV-08, Dioxane**

MAG	Desc	Container Code	Number of containers	Filtered	Preservative	Container Description	Barcode

Field QC Sample Form
EDGE_DOE_7.20.2_GENERIC_01MAY2021

QC Sample

QC Sample Location

Location ID	2199	Project Code	LMIDIQ.308.01.02.01.070.CPC22A
Location Type (QC)	QC	Project	Pinellas Monitoring

QC Samples

Sample Date	03/04/2024	Sample Time (24 hr)	12:00
Sample ID	PIN12-05.2402003-104	Storage: Ice in Cooler?	Yes
Matrix (GW, SW for Dup; WATER for Blank)	GW	Filtered Y/N	N
Sample Class'n	FQ	Filter Pore Size	
Sample Type (D, E, FB, TB)	D	Number of Filters	
Parent Sample ID (DUP samples only!)	PIN12-05.2402003-025	Sampler(s)	
Composite Start Date/Time		Composite? Y/N	N
Composite End Date/Time		Comments	573-2

Lab COC & Analysis

New COC | Current COC xPIN12-05.2402 | Add Mag/Analyt | COC Manager

Lab: STD

☑ VOA-A-007, VOAs ☑ LMV-08, Dioxane

MAG	Desc	Container Code	Number of containers	Filtered	Preservative	Container Description	Barcode
LMV-...							
	LM...	GLASS 40 ML	1	None	4 C, HCl	40 mL glass	
		Please select					
VOA-...							
	VO...	GLASS 40 ML	3	None	4 C, HCl	40 mL glass	
		Please select					

Field QC Sample Form
EDGE_DOE_7.20.2_GENERIC_01MAY2021

QC Sample

QC Sample Location

Location ID	2200	Project Code	LMIDIQ.308.01.02.01.070.CPC22A
Location Type (QC)	QC	Project	Pinellas Monitoring

QC Samples

Sample Date	03/01/2024	Sample Time (24 hr)	14:10
Sample ID	PIN12-05.2402003-105	Storage: Ice in Cooler?	Yes
Matrix (GW, SW for Dup; WATER for Blank)	GW	Filtered Y/N	N
Sample Class'n	FQ	Filter Pore Size	
Sample Type (D, E, FB, TB)	D	Number of Filters	
Parent Sample ID (DUP samples only!)	PIN12-05.2402003-036	Sampler(s)	
Composite Start Date/Time		Composite? Y/N	N
Composite End Date/Time		Comments	

Lab COC & Analysis

New COC | Current COC xPIN12-05.2402 | Add Mag/Analyt | COC Manager

Lab: STD

☐ **VOA-A-007, VOAs** ☐ **LMV-08, Dioxane**

MAG	Desc	Container Code	Number of containers	Filtered	Preservative	Container Description	Barcode

Field QC Sample Form
EDGE_DOE_7.20.2_GENERIC_01MAY2021

QC Sample

QC Sample Location

Location ID	2201	Project Code	LMIDIQ.308.01.02.01.070.CPC22A
Location Type (QC)	QC	Project	Pinellas Monitoring

QC Samples

Sample Date	02/29/2024	Sample Time (24 hr)	09:30
Sample ID	PIN12-05.2402003-106	Storage: Ice in Cooler?	Yes
Matrix (GW, SW for Dup; WATER for Blank)	GW	Filtered Y/N	N
Sample Class'n	FQ	Filter Pore Size	
Sample Type (D, E, FB, TB)	D	Number of Filters	
Parent Sample ID (DUP samples only!)	PIN12-05.2402003-045	Sampler(s)	
Composite Start Date/Time		Composite? Y/N	N
Composite End Date/Time		Comments	Parent 0580-2

Lab COC & Analysis

New COC | Current COC xPIN12-05.2402 | Add Mag/Analyt | COC Manager

Lab: STD

☐ **VOA-A-007, VOAs** ☐ **LMV-08, Dioxane**

MAG	Desc	Container Code	Number of containers	Filtered	Preservative	Container Description	Barcode

Field QC Sample Form
EDGE_DOE_7.20.2_GENERIC_01MAY2021

QC Sample

QC Sample Location

Location ID	2202	Project Code	LMIDIQ.308.01.02.01.070.CPC22A
Location Type (QC)	QC	Project	Pinellas Monitoring

QC Samples

Sample Date	03/04/2024	Sample Time (24 hr)	15:00
Sample ID	PIN12-05.2402003-107	Storage: Ice in Cooler?	Yes
Matrix (GW, SW for Dup; WATER for Blank)	GW	Filtered Y/N	N
Sample Class'n	FQ	Filter Pore Size	
Sample Type (D, E, FB, TB)	D	Number of Filters	
Parent Sample ID (DUP samples only!)	PIN12-05.2402003-093	Sampler(s)	
Composite Start Date/Time		Composite? Y/N	N
Composite End Date/Time		Comments	

Lab COC & Analysis

New COC | Current COC xPIN12-05.2402 | Add Mag/Analyt | COC Manager

Lab: STD

☑ VOA-A-007, VOAs ☑ LMV-08, Dioxane

MAG	Desc	Container Code	Number of containers	Filtered	Preservative	Container Description	Barcode
LMV-...							
	LM...	GLASS 40 ML	1	None	4 C, HCl	40 mL glass	
		Please select					
VOA-...							
	VO...	GLASS 40 ML	3	None	4 C, HCl	40 mL glass	
		Please select					

Field QC Sample Form
EDGE_DOE_7.20.2_GENERIC_01MAY2021

QC Sample

QC Sample Location

Location ID	2203	Project Code	LMIDIQ.308.01.02.01.070.CPC22A
Location Type (QC)	QC	Project	Pinellas Monitoring

QC Samples

Sample Date	02/28/2024	Sample Time (24 hr)	16:30
Sample ID	PIN12-05.2402003-108	Storage: Ice in Cooler?	Yes
Matrix (GW, SW for Dup; WATER for Blank)	WATER	Filtered Y/N	N
Sample Class'n	FQ	Filter Pore Size	
Sample Type (D, E, FB, TB)	TB	Number of Filters	
Parent Sample ID (DUP samples only!)		Sampler(s)	
Composite Start Date/Time		Composite? Y/N	N
Composite End Date/Time		Comments	

Lab COC & Analysis

New COC | Current COC xPIN12-05.2402 | Add Mag/Analyt | COC Manager

Lab: STD

☐ **VOA-A-007, VOAs** ☐ **LMV-08, Dioxane**

MAG	Desc	Container Code	Number of containers	Filtered	Preservative	Container Description	Barcode

Field QC Sample Form
EDGE_DOE_7.20.2_GENERIC_01MAY2021

QC Sample

QC Sample Location

Location ID	2204	Project Code	LMIDIQ.308.01.02.01.070.CPC22A
Location Type (QC)	QC	Project	Pinellas Monitoring

QC Samples

Sample Date	03/04/2024	Sample Time (24 hr)	07:30
Sample ID	PIN12-05.2402003-109	Storage: Ice in Cooler?	Yes
Matrix (GW, SW for Dup; WATER for Blank)	WATER	Filtered Y/N	N
Sample Class'n	FQ	Filter Pore Size	
Sample Type (D, E, FB, TB)	TB	Number of Filters	
Parent Sample ID (DUP samples only!)		Sampler(s)	
Composite Start Date/Time		Composite? Y/N	N
Composite End Date/Time		Comments	

Lab COC & Analysis

New COC | Current COC xPIN12-05.2402 | Add Mag/Analyt | COC Manager

Lab: STD

☑ VOA-A-007, VOAs ☑ LMV-08, Dioxane

MAG	Desc	Container Code	Number of containers	Filtered	Preservative	Container Description	Barcode
LMV-...							
	LM...	GLASS 40 ML	1	None	4 C, HCl	40 mL glass	
		Please select					
VOA-...							
	VO...	GLASS 40 ML	3	None	4 C, HCl	40 mL glass	
		Please select					

Field QC Sample Form
EDGE_DOE_7.20.2_GENERIC_01MAY2021

QC Sample

QC Sample Location

Location ID	2207	Project Code	LMIDIQ.308.01.02.01.070.CPC22A
Location Type (QC)	QC	Project	Pinellas Monitoring

QC Samples

Sample Date	03/04/2024	Sample Time (24 hr)	08:00
Sample ID	PIN12-05.2402003-112	Storage: Ice in Cooler?	Yes
Matrix (GW, SW for Dup; WATER for Blank)	WATER	Filtered Y/N	N
Sample Class'n	FQ	Filter Pore Size	
Sample Type (D, E, FB, TB)	TB	Number of Filters	
Parent Sample ID (DUP samples only!)		Sampler(s)	
Composite Start Date/Time		Composite? Y/N	N
Composite End Date/Time		Comments	

Lab COC & Analysis

New COC | Current COC xPIN12-05.2402 | Add Mag/Analyt | COC Manager

Lab: STD

☑ VOA-A-007, VOAs ☑ LMV-08, Dioxane

MAG	Desc	Container Code	Number of containers	Filtered	Preservative	Container Description	Barco
LMV-08, Dioxane							
	LMV-08: 1,4-Dioxane	GLASS 40 ML	1	None	4 C, HCl	40 mL glass	
		Please select					
VOA-A-007, VOAs							
	VOA-A-007: VOAs	GLASS 40 ML	3	None	4 C, HCl	40 mL glass	

Field QC Sample Form
EDGE_DOE_7.20.2_GENERIC_01MAY2021

QC Sample

QC Sample Location

Location ID	2208	Project Code	LMIDIQ.308.01.02.01.070.CPC22A
Location Type (QC)	QC	Project	Pinellas Monitoring

QC Samples

Sample Date	02/29/2024	Sample Time (24 hr)	08:00
Sample ID	PIN12-05.2402003-113	Storage: Ice in Cooler?	Yes
Matrix (GW, SW for Dup; WATER for Blank)	WATER	Filtered Y/N	N
Sample Class'n	FQ	Filter Pore Size	
Sample Type (D, E, FB, TB)	TB	Number of Filters	
Parent Sample ID (DUP samples only!)		Sampler(s)	
Composite Start Date/Time		Composite? Y/N	N
Composite End Date/Time		Comments	

Lab COC & Analysis

New COC | Current COC xPIN12-05.2402 | Add Mag/Analyt | COC Manager

Lab: STD

☐ **VOA-A-007, VOAs** ☐ **LMV-08, Dioxane**

MAG	Desc	Container Code	Number of containers	Filtered	Preservative	Container Description	Barcode

Field QC Sample Form
EDGE_DOE_7.20.2_GENERIC_01MAY2021

QC Sample

QC Sample Location

Location ID	2209	Project Code	LMIDIQ.308.01.02.01.070.CPC22A
Location Type (QC)	QC	Project	Pinellas Monitoring

QC Samples

Sample Date	03/06/2024	Sample Time (24 hr)	08:00
Sample ID	PIN12-05.2402003-114	Storage: Ice in Cooler?	Yes
Matrix (GW, SW for Dup; WATER for Blank)	WATER	Filtered Y/N	N
Sample Class'n	FQ	Filter Pore Size	
Sample Type (D, E, FB, TB)	FB	Number of Filters	
Parent Sample ID (DUP samples only!)		Sampler(s)	
Composite Start Date/Time		Composite? Y/N	N
Composite End Date/Time		Comments	Poured fresh Analyte Free water into vials to check vials and acid.

Lab COC & Analysis

New COC | Current COC xPIN12-05.2402 | Add Mag/Analyt | COC Manager

Lab: STD

☑ VOA-A-007, VOAs ☑ LMV-08, Dioxane

MAG	Desc	Container Code	Number of containers	Filtered	Preservative	Container Description	Barcode
LMV-...							
	LM...	GLASS 40 ML	1	None	4 C, HCl	40 mL glass	
		Please select					
VOA-...							
	VO...	GLASS 40 ML	3	None	4 C, HCl	40 mL glass	
		Please select					

Field QC Sample Form
EDGE_DOE_7.20.2_GENERIC_01MAY2021

Water Sampling Field Data

Date: 3/20/24

Location ID: 2201 – Field duplicate sample

Project Location: Pinellas

Sample ID: PIN12-05.2402004-080

Well Information:	Sampling Equipment:	Measurement Equipment:
~~Water Level, ft~~ ____	☒ ~~Peristaltic~~	~~Op Check Time~~ ____
~~Depth of Well, ft~~ ____	☒ ~~Dedicated Tubing~~	~~YSI ID~~ ____
~~CMT: 1 casing vol, L~~ ____	~~= **0.03** L/ft water in well~~	~~Turbidimeter ID~~ ____
~~CMT: 1/4 casing vol, L~~ ____		~~Water Level ID~~ ____
~~Micropurge: Tubing Length, ft~~ ____	~~(1/4" i.d. tubing)~~	~~Other~~ ____
~~Micropurge: 1 equip vol, L~~ ____	~~= **0.01** L/ft tubing + flowcell~~	
~~Micropurge: 3 equip vol, L~~ ____		

~~**Purge Data**~~ ~~Field Measurements Made:~~ ☐ ~~Open Container~~ ☐ ~~Air Exclusion~~ ☐ ~~In-Situ~~

~~Time~~	~~Total Volume Purged, L~~	~~Water Level, ft~~	~~Temp. °C~~	~~Sp Cond µS/cm~~	~~DO %~~	~~DO mg/L~~	~~pH s.u.~~	~~ORP mV~~	~~Turbidity NTU~~
	← Start of Purge								

Sample Time: 0001

Filtration: ☐ Yes ☒ No

Well Category:
☐ Micropurge
☐ CMT

Sample Storage:
Ice in cooler?
☒ Yes

Weather: NA

Comments: Field duplicate of location S30B

Well Condition:
☐ Acceptable
☐ See Comments

Sampler Signature: [signature] Date: 3/20/24

Checked By: Date:

Water Sampling Field Data

Date: 3/19/24

Location ID: 2202 – Trip Blank

Project Location: Pinellas

Sample ID: PIN12-05.2402004-081

Well Information:	Sampling Equipment:	Measurement Equipment:
~~Water Level, ft~~ ____	☒ ~~Peristaltic~~	~~Op Check Time~~ ____
~~Depth of Well, ft~~ ____	☒ ~~Dedicated Tubing~~	~~YSI ID~~ ____
~~CMT: 1 casing vol, L~~ ____	~~= **0.03** L/ft water in well~~	~~Turbidimeter ID~~ ____
~~CMT: 1/4 casing vol, L~~ ____		~~Water Level ID~~ ____
~~Micropurge: Tubing Length, ft~~ ____	~~(1/4" i.d. tubing)~~	~~Other~~ ____
~~Micropurge: 1 equip vol, L~~ ____	~~= **0.01** L/ft tubing + flowcell~~	
~~Micropurge: 3 equip vol, L~~ ____		

~~**Purge Data**~~ ~~Field Measurements Made:~~ ☐ ~~Open Container~~ ☒ ~~Air Exclusion~~ ☐ ~~In-Situ~~

~~Time~~	~~Total Volume Purged, L~~	~~Water Level, ft~~	~~Temp. °C~~	~~Sp Cond µS/cm~~	~~DO %~~	~~DO mg/L~~	~~pH s.u.~~	~~ORP mV~~	~~Turbidity NTU~~
	← **Start of Purge**								

Sample Time: 1500

Filtration: ☐ Yes ☒ No

Well Category:
☐ ~~Micropurge~~
☐ ~~CMT~~

Sample Storage:
Ice in cooler?
☒ Yes

Weather: NA

Comments: Trip Blank

Well Condition:
☐ ~~Acceptable~~
☐ ~~See Comments~~

Sampler Signature: [signature] Date: 3/19/24

Checked By: Date:

Water Sampling Field Data

Date: 3/19/24 Location ID: S67B

Project Location: Pinellas Sample ID: PIN12-05.2402004-087

Well Information:	Sampling Equipment:	Measurement Equipment:
Water Level, ft 3.81	☒ Peristaltic	Op Check Time
Depth of Well, ft 19.50'	☒ Dedicated Tubing	YSI ID 10E100122
CMT: 1 casing vol, L -------	= **0.03** L/ft water in well	Turbidimeter ID 23030D000374
CMT: 1/4 casing vol, L -------		Water Level ID 3010-1330
Micropurge: Tubing Length, ft 21	(1/4" i.d. tubing)	Other N/A
Micropurge: 1 equip vol, L ~~0.156~~ 0.402	= **0.01** L/ft tubing + flowcell	
Micropurge: 3 equip vol, L ~~0.464~~ 1.206	FC=0.4L	FR= 200mL/min

Purge Data Field Measurements Made: ☐ Open Container ☒ Air Exclusion ☐ In-Situ

Time	Total Volume Purged, L	Water Level, ft	Temp. °C	Sp Cond µS/cm	DO %	DO mg/L	pH s.u.	ORP mV	Turbidity NTU
1721	← Start of Purge								
1728	1400mL	5.09	21.4	991	~~0.30~~ 2.5	0.24	6.58	-196.4	1.07
1731	2000mL	5.09	21.3	992	1.5	0.13	6.60	-198.2	1.43
1734	2.6L	5.09	21.3	988	1.2	0.13	6.60	-200.8	1.65

Sample Time: 1735 Filtration: ☐ Yes ☒ No

Well Category: ☒ Micropurge ☐ CMT

Sample Storage: Ice in cooler? ☒ Yes

Weather: NA

Comments:

Well Condition: ☒ Acceptable ☐ See Comments

Sampler Signature: [signature] Date: 3/19/24

Checked By: Date:

Water Sampling Field Data

Date: 3/19/24 Location ID: S67C

Project Location: Pinellas Sample ID: PIN12-05.2402004-088

Well Information:	Sampling Equipment:	Measurement Equipment:
Water Level, ft 4.01	☒ Peristaltic	Op Check Time
Depth of Well, ft 19.50	☒ Dedicated Tubing	YSI ID 10E100122
CMT: 1 casing vol, L -------	= **0.03** L/ft water in well	Turbidimeter ID 23090D000374
CMT: 1/4 casing vol, L -------		Water Level ID 3010-1330
Micropurge: Tubing Length, ft 21	(1/4" i.d. tubing)	Other N/A
Micropurge: 1 equip vol, L ~~0.156~~ 0.402	= **0.01** L/ft tubing + flowcell	200 mL/min
Micropurge: 3 equip vol, L ~~0.464~~ 1.206	FC = 0.4L	

Purge Data Field Measurements Made: ☐ Open Container ☒ Air Exclusion ☐ In-Situ

Time	Total Volume Purged, L	Water Level, ft	Temp. °C	Sp Cond µS/cm	DO %	DO mg/L	pH s.u.	ORP mV	Turbidity NTU
1820	← Start of Purge								
1823	600mL	4.17	21.7	689	1.1	0.10	6.22	-275.0	9.70
1826	1.2L	4.17	21.7	691	0.8%	0.08	6.21	-281.7	7.27
1829	1.8L	4.17	21.7	693	1.0	0.08	6.25	-286.7	6.81

Sample Time: 1830 Filtration: ☐ Yes ☒ No

Well Category: ☒ Micropurge ☐ CMT

Sample Storage: Ice in cooler? ☒ Yes

Weather: NA

Comments: no pressure on well cap. Some/little oil/inactate observed during test purge. Inactate cleared away quickly.

Well Condition: ☒ Acceptable ☐ See Comments

Sampler Signature: [signature] Date: 3/19/24

Checked By: Date:

Water Sampling Field Data

Date: 3/19/24 Location ID: S67D

Project Location: Pinellas Sample ID: PIN12-05.2402004-089

Well Information:	Sampling Equipment:	Measurement Equipment:
Water Level, ft 4.24	☒ Peristaltic	Op Check Time
Depth of Well, ft 39.88	☒ Dedicated Tubing	YSI ID 10E1C0122
CMT: 1 casing vol, L -------	= **0.03** L/ft water in well	Turbidimeter ID 23090PC00374
CMT: 1/4 casing vol, L -------		Water Level ID 3010-1330
Micropurge: Tubing Length, ft 41	(1/4" i.d. tubing)	Other n/A
Micropurge: 1 equip vol, L AL ~~0.206~~ 0.796	= **0.01** L/ft tubing + flowcell	
Micropurge: 3 equip vol, L AL ~~0.618~~ 2.388	Fc=0.4L	200mL/min

Purge Data Field Measurements Made: ☐ Open Container ☒ Air Exclusion ☐ In-Situ

Time	Total Volume Purged, L	Water Level, ft	Temp. °C	Sp Cond µS/cm	DO %	DO mg/L	pH s.u.	ORP mV	Turbidity NTU
1937	← Start of Purge								
1947	2L	5.09	—	—	—	—	—	—	115
1950	2.3L	5.10	—	—	—	—	—	—	85.9
1953	AL ~~2.8L~~ 2.9L	5.10	—	—	—	—	—	—	61.8
1956	3.7L	5.10	—	—	—	—	—	—	48.2
1959	4.3L	5.10	—	—	—	—	—	—	66.8
2002	4.9L	5.10	—	—	—	—	—	—	50.6
2005	5.5L	5.10	—	—	—	—	—	—	37.7
2008	6L	5.10	—	—	—	—	—	—	30.9
2010	6.5L	5.10	—	—	—	—	—	—	34.2

Sample Time: 2011 Filtration: ☐ Yes ☒ No

Well Category: ☒ Micropurge ☐ CMT

Sample Storage: Ice in cooler? ☒ Yes

Weather: NA

Comments: No pressure on well cap. Some oil/injectate present during test purge. Sampling in accordance w/ program directive PO-2021-13-PIM

Well Condition: ☑ Acceptable ☐ See Comments

Sampler Signature: [signature] Date: 3/19/24

Checked By: Date:

Water Sampling Field Data

Date: 3/20/24 Location ID: S33C

Project Location: Pinellas Sample ID: PIN12-05.2402004-085

Well Information:	Sampling Equipment:	Measurement Equipment:
Water Level, ft 3.30	☒ Peristaltic	Op Check Time
Depth of Well, ft 20.85	☒ Dedicated Tubing	YSI ID 10E100122
CMT: 1 casing vol, L -------	= **0.03** L/ft water in well	Turbidimeter ID 23090D000374
CMT: 1/4 casing vol, L -------		Water Level ID 3010-1330
Micropurge: Tubing Length, ft 16	(1/4" i.d. tubing)	Other N/A
Micropurge: 1 equip vol, L ~~0.195~~ 0.554	= **0.01** L/ft tubing + flowcell	
Micropurge: 3 equip vol, L ~~0.4248~~ 1.662 FC=0.4L		200mL/min

Purge Data Field Measurements Made: ☐ Open Container ☒ Air Exclusion ☐ In-Situ

Time	Total Volume Purged, L	Water Level, ft	Temp. °C	Sp Cond µS/cm	DO %	DO mg/L	pH s.u.	ORP mV	Turbidity NTU
1624	← Start of Purge								
1645	4.2L	3.45	23.0	433.0	~~0.20~~ 2.3	0.20	6.94	-40.1	18.9
1648	4.8L	3.45	23.1	430.2	2.2	0.19	6.96	-46.3	10.2
1651	5.4L	3.45	23.1	429.7	2.2	0.19	6.94	-52.9	8.66

Sample Time: 1652 Filtration: ☐ Yes ☒ No

Well Category: ☒ Micropurge ☐ CMT

Sample Storage: Ice in cooler? ☒ Yes

Weather: NA

Comments: Very high turbidity at beginning of purge. Does not appear to be injectate. Allowed Turbidity to purge clear before readings

Well Condition: ☑ Acceptable ☐ See Comments

Sampler Signature: [signature] Date: 3/20/23

Checked By: Date:

Water Sampling Field Data

Date: 3/20/24 Location ID: S35B

Project Location: Pinellas Sample ID: PIN12-05.2402004-086

Well Information:	Sampling Equipment:	Measurement Equipment:
Water Level, ft 3.76	☒ Peristaltic	Op Check Time
Depth of Well, ft 15.08	☒ Dedicated Tubing	YSI ID 10E100122
CMT: 1 casing vol, L -------	= **0.03** L/ft water in well	Turbidimeter ID 23090D000374
CMT: 1/4 casing vol, L -------		Water Level ID 30/0-1330
Micropurge: Tubing Length, ft 16	(1/4" i.d. tubing)	Other n/A
Micropurge: 1 equip vol, L AL ~~0.142~~ 0.554	= **0.01** L/ft tubing + flowcell	
Micropurge: 3 equip vol, L AL ~~0.4298~~ 1.662	FC=0.4L	200mL/min

Purge Data Field Measurements Made: ☐ Open Container ☒ Air Exclusion ☐ In-Situ

Time	Total Volume Purged, L	Water Level, ft	Temp. °C	Sp Cond µS/cm	DO %	DO mg/L	pH s.u.	ORP mV	Turbidity NTU
AL ~~20~~ 18 18	← Start of Purge								
AL ~~20~~ 18 22	0.8L	4.06	21.9	1562	2.5	0.22	6.60	-148.2	193
AL ~~20~~ 18 25	1.4L	4.06	21.9	1589	25.0	2.13	6.64	-161.9	71.8
AL ~~20~~ 18 28	2.0L	4.06	21.9	1590	12.1	1.02	6.63	-170.7	50.0
1831	2.6L	4.06	21.9	1593	2.2	0.19	6.61	-161.3	41.9
1834	3.2L	4.06	21.9	1596	2.0	0.17	6.58	-186.4	24.5
1837	3.8L	4.06	21.9	1601	1.8	0.16	6.60	-190.0	14.6
1840	4.4L	4.06	21.9	1606	1.7	0.15	6.60	-191.1	11.5
1843	5.0L	4.06	21.9	1609	1.5	0.14	6.59	-192.7	19.1

Sample Time: 1844 Filtration: ☐ Yes ☒ No

Well Category: ☒ Micropurge ☐ CMT

Sample Storage: Ice in cooler? ☒ Yes

Weather: NA

Comments: Dark particulates observed at beginning of purge, reduced as more volume was purged.

Well Condition: ☑ Acceptable ☐ See Comments

Sampler Signature: [signature] Date: 3/20/24

Checked By: Date:

Water Sampling Field Data

Date: 3/20/24 Location ID: S30B

Project Location: Pinellas Sample ID: PIN12-05.2402004-084

Well Information:		Sampling Equipment:	Measurement Equipment:
Water Level, ft	3.43	☒ Peristaltic	Op Check Time
Depth of Well, ft	15.30	☒ Dedicated Tubing	YSI ID 10E100122
CMT: 1 casing vol, L	-------	= **0.03** L/ft water in well	Turbidimeter ID 23090D00374
CMT: 1/4 casing vol, L	-------		Water Level ID 3010-1330
Micropurge: Tubing Length, ft	17	(1/4" i.d. tubing)	Other N/A
Micropurge: 1 equip vol, L	~~0.1397~~ 0.564	= **0.01** L/ft tubing + flowcell	
Micropurge: 3 equip vol, L	~~0.4193~~ 1.692 FC=0.4L		200 mL/min

Purge Data Field Measurements Made: ☐ Open Container ☒ Air Exclusion ☐ In-Situ

Time	Total Volume Purged, L	Water Level, ft	Temp. °C	Sp Cond µS/cm	DO %	DO mg/L	pH s.u.	ORP mV	Turbidity NTU
2003	← Start of Purge								
2016	2.6L	3.63	21.6	515.2	1.8	0.17	7.19	-129.2	174
2019	3.2L	3.63	21.6	504.0	1.3	0.11	7.15	-132.2	52.1
2022	3.8L	3.63	21.6	501.4	1.2	0.10	7.12	-124.2	14.0
2025	4.4L	3.63	21.6	500.9	1.5	0.14	7.12	-122.2	15.1
2028	5.0L	3.63	21.6	500.2	1.2	0.11	7.11	-123.0	14.7

Sample Time: 2029 Filtration: ☐ Yes ☒ No

Well Category:
☒ Micropurge
☐ CMT

Sample Storage:
Ice in cooler?
☒ Yes

Weather: NA

Comments: Extra vials for lab QC.
Collect the field duplicate here. Water very turbid at start of purge. Does not appear to be injectate. Allowed turbidity to reduce before starting readings

Well Condition:
☒ Acceptable
☐ See Comments

Sampler Signature: [signature] Date: 3/20/24

Checked By: Date:

PINELLAS Sonde Calibration Worksheet

Date 3/19/24
Time 1500
Sonde ID YSI ProPlus 10E100122
Calibrated by AFL

Specific Conductance Calibration

Standard used (µmhos/cm or µS/cm)	1413
Pre-cal Reading (µS/cm)	1415
Cond Cell Constant *Range = 4.5 to 5.5*	—

pH Calibration

Buffer pH	Temp (°C)	mV	Range (mV)	Pre-cal reading	Calibration value	Span	Range (mV)
4	20.6	A= 159	+127 to +227	3.95	4.0	A-B=	165-180
7	20.7	B= -11.9	-50 to +50	7.01	7.0	B-C=	165-180
10		C= -171.7	-227 to -127	9.96	10.0		

ORP Calibration

Temperature, °C	18.9
Calibration value	200.1
Pre-cal reading	211.2
ORP Offset *Range = -100 to +100*	-5.5%

Dissolved Oxygen Calibration

Time of Day	1505	Temp, °C	21.2
Atmospheric Pressure	762.1	Pre-Cal DO%	97.3
DO Membrane Changed?	NO	Pre-Cal DO mg/L	8.65
DO Charge *Range=25 to 75*	—	Post-Cal DO%	100.2
DO Gain *Range=0.7 to 1.5*	—	Post-Cal DO mg/L	8.97

Temperature Check

NIST Temp, °C	6.8°C
Sonde Temp, °C *Range = ±0.5°C*	6.8°C
NIST ID #	4052-14743557
NIST Cal Date	1/9/24
NIST Cal Due Date	7/9/26

ICVs (Initial Calibration Verifications)

Parameter	Known Value	Reading	Acceptance Range	Pass / Fail ?
pH	10	9.99	±0.2 units	P
Sp Cond ~100	100	100.4	±5%	P
Sp Cond ~10,000	10,000	10,005	±5%	P
Temp low	11.0	11.0	±0.5°C from NIST	P
Temp ~~med~~ high	25.0	25.0		P
Temp ~~high~~ med	15.0	15.0		P
D. O.	9.165	9.15	±0.3mg/L	P
ORP	200	201.5	±10%	P

	Manufacturer	Lot Number	Exp Date
pH **4** buffer	US Env	UEBU5007-C	1/26
pH **7** buffer	US Env	UEBU5007-C	10/25
pH **10** buffer	US Env	UEBU5010-C	10/25
Sp Cond 100	"	231213A	231213A
Sp Cond 1,000	"	231019F	10/24
Sp Cond 10,000	"	231019H	10/24
Zobell Soln	Date Hydrated:		

For ICVs, calibration constants, or spans that fail, perform instrument maintenance as necessary and perform the calibration again.

PINELLAS Turbidity Calibration Worksheet

Instrument Number	23070P000374				
Date of Calibration	3/19/24	3/19/24	3/19/24	3/19/24	
Time of Calibration	1515	1602	1604	1606	
Primary Cal Stds Lot #	A3251	A3251	A3242	A3242	
Primary Cal Stds Exp	12/24	12/24	12/24	11/24	
Calibrated by	MLM	MLM	MLM	MLM	
Gelex Stds Pre-cal Values					
Gelex Stds Post-Cal Assigned Values					
ICV Known Value	10	20	100	800	
ICV Reading	9.59	19.9	97.0	790	
ICV Pass / Fail?	P	P	P	P	

ICV Acceptance Ranges (Initial Calibration Verification Using a Primary Standard)
0-10 ntu ±10%
10-40 ntu ±8%
41-100 ntu ±6.5%
>100 ntu ±5%

For ICVs that fail, perform instrument maintenance as necessary and perform the calibration again.

PINELLAS Op-Check Worksheet

For Daily and End-of-Event Continuing Calibration Verifications (CCVs)

Date 3/20/24
Time 1445
Sonde ID 10E100122
Initials AL

	Standard	Reading	Acceptance Range	Pass / Fail ?
pH	7 @ 25 °C	6.99	±0.2	P
Sp Cond	1000	1024	±5%	P
ORP	200 @ 25 °C	200.3	±10%	P

This is a:

- [x] Daily Check
- [ ] End-of-Event Check

Dissolved Oxygen Calibration #1

Time of Day	1452	Temp, °C	27.6
Atmospheric Pressure	761.6 mmHg	Pre-Cal DO%	101%
DO Membrane Changed?	no	Pre-Cal DO mg/L	7.97
DO Charge *Range=25 to 75*	—	Post-Cal DO%	100.1
DO Gain *Range=0.7 to 1.5*	—	Post-Cal DO mg/L	7.89

Dissolved Oxygen Calibration #2

Time of Day	~~1415~~ AL	Temp, °C	~~20.8~~ AL
Atmospheric Pressure		Pre-Cal DO%	~~101~~ AL
DO Membrane Changed?		Pre-Cal DO mg/L	~~9.01~~ AL
DO Charge *Range=25 to 75*	—	Post-Cal DO%	—
DO Gain *Range=0.7 to 1.5*	—	Post-Cal DO mg/L	—

If you are only op-checking the DO, use the table below. Note that there are multiple columns to allow for multiple checks throughout the day. The water in Pinellas can foul DO membranes, requiring frequent sensor maintenance and recalibrations. Check the DO frequently to look for performance drift.

Dissolved Oxygen Op-Checks

Time of day	1509					
Atmospheric Pressure	761.6 mmHg					
Temperature, °C	24.9					
Known Saturation Value, mg/L *(From Table FS 2200-2 or FT 1500-1)*	8.279					
Saturation Value Reading, mg/L *(Acceptance Range is ± 0.3 mg/L of theoretical DO in H2O saturated air)*	8.26					
Pass / Fail?	P					

Turbidity 3-Point Check

Instrument:

Standard	Reading	Pass / Fail?
10	10.6	P
20	20.4	P
100	99.5	P

Turbidity Acceptance Ranges
0-10 ntu ±10%
10-40 ntu ±8%
41-100 ntu ±6.5%
>100 ntu ±5%

Temperature CCVs
(End of Event only)

Parameter	NIST Value	Reading	Acceptance Range	Pass / Fail ?
Temp low			±0.5°C from NIST	
Temp med				
Temp high				

For CCVs that fail, perform instrument maintenance as necessary and perform the calibration again.

PINELLAS Op-Check Worksheet

For Daily and End-of-Event Continuing Calibration Verifications (CCVs)

Date 3/20/24
Time 2125
Sonde ID 10E100122
Initials HFC

	Standard	Reading	Acceptance Range	Pass / Fail ?
pH	7 @ 25 °C	7.07	±0.2	P
Sp Cond	1000	991	±5%	P
ORP	200 @ 25 °C	199.1	±10%	P

This is a:

- ☐ Daily Check
- ☑ End-of-Event Check

Dissolved Oxygen Calibration #1

Time of Day		Temp, °C	
Atmospheric Pressure		Pre-Cal DO%	
DO Membrane Changed?		Pre-Cal DO mg/L	
DO Charge *Range=25 to 75*		Post-Cal DO%	
DO Gain *Range=0.7 to 1.5*		Post-Cal DO mg/L	

Dissolved Oxygen Calibration #2

Time of Day	2125	Temp, °C	20.7
Atmospheric Pressure	762.1	Pre-Cal DO%	101
DO Membrane Changed?	NO	Pre-Cal DO mg/L	9.01
DO Charge *Range=25 to 75*	—	Post-Cal DO%	—
DO Gain *Range=0.7 to 1.5*	—	Post-Cal DO mg/L	—

If you are only op-checking the DO, use the table below. Note that there are multiple columns to allow for multiple checks throughout the day. The water in Pinellas can foul DO membranes, requiring frequent sensor maintenance and recalibrations. Check the DO frequently to look for performance drift.

Dissolved Oxygen Op-Checks

Time of day	2138					
Atmospheric Pressure	762.2					
Temperature, °C	15.9					
Known Saturation Value, mg/L *(From Table FS 2200-2 or FT 1500-1)*	9.981					
Saturation Value Reading, mg/L *(Acceptance Range is ± 0.3 mg/L of theoretical DO in H2O saturated air)*	9.91					
Pass / Fail?	P					

Turbidity 3-Point Check

Instrument:

Standard	Reading	Pass / Fail?
10	9.81	P
20	20.0	P
100	104	P

Turbidity Acceptance Ranges
0-10 ntu ±10%
10-40 ntu ±8%
41-100 ntu ±6.5%
>100 ntu ±5%

Temperature CCVs
(End of Event only)

Parameter	NIST Value	Reading	Acceptance Range	Pass / Fail ?
Temp low	17.1	17.1	±0.5°C from NIST	P
Temp med	14.3	14.3		P
Temp high	6.6	6.6		P

For CCVs that fail, perform instrument maintenance as necessary and perform the calibration again.

Appendix F

Pinellas County, Florida, Site Environmental Restoration Project Building 100 Environmental Monitoring Optimization and Recommendations, 2024 Update

F1.0 Introduction

This appendix presents the results of optimization efforts that focused on long-term groundwater monitoring at the Building 100 Area. The 2024 optimization is an update of the one conducted in 2022. The objective was to apply statistical approaches to optimize the Pinellas County, Florida, Site groundwater long-term monitoring (LTM) program.

EPA recommends a monitoring optimization for LTM programs in which 20 samples or more are collected annually (EPA and USACE 2005). At the Building 100 Area, groundwater samples have been collected at approximately 100 monitoring wells on a semiannual basis and sampling has occurred at the site for many years. This made the Building 100 Area an ideal candidate for optimization.

F2.0 Optimization Overview

Groundwater monitoring optimization evaluates the LTM sampling requirements of the existing groundwater monitoring program to maximize the relevant information obtained. Groundwater monitoring optimization processes and procedures are presented in *Guidance for Planning and Optimizing Monitoring Strategies* (NAVFAC 2012), *Roadmap to Long-Term Monitoring Optimization* (EPA and USACE 2005), and *Long-Term Monitoring Optimization Guide* (AFCEE 2006). The process steps and concepts are presented below and include:

Step [1] Define and document the current monitoring program.

Step [2] Examine existing data.

Step [3] Determine if a site is a candidate for LTM optimization evaluation.

Step [4] Determine the type of evaluation (e.g., qualitative versus quantitative).

Step [5] Select the LTM optimization method(s).

Step [6] Assess and implement the results.

F2.1 Define and Document the Current Monitoring Program

The previous Building 100 Area groundwater sampling plan was documented in the Building 100 2022 annual progress report (DOE 2022). The new optimized sampling plan is described in Section 5.0 and Section 6.0 of this appendix (F) and detailed in Table 1 of this annual report.

F2.2 Examine Existing Data

Groundwater data are examined and evaluated annually in the Building 100 annual monitoring reports. Groundwater sample analytical results are evaluated to define the extent and distribution of COCs in groundwater, assess changes in COC distributions, evaluate long-term trends in COC concentrations, and evaluate remedy effectiveness. A groundwater data evaluation is presented in Section 6.0 and Section 7.0 of this report.

F2.3 Determine if a Site is a Candidate for Long-Term Monitoring Optimization Evaluation

EPA recommends a monitoring optimization for any program in which 20 samples or more are collected annually. For years, groundwater samples were collected at 99 monitoring wells at the Building 100 Area on a semiannual basis. More recently, groundwater samples have been collected at up to 90 monitoring wells. These data provide a robust dataset to perform groundwater sampling optimization based on existing analytical results. Based on EPA guidance, it was determined that optimization should be performed for the Building 100 Area site groundwater monitoring program.

F2.4 Determine the Type of Evaluation

Because of the large number of groundwater monitoring wells and abundant historical data, a quantitative evaluation was used as the primary method for determining optimized sampling frequencies and locations. A significant advantage of a quantitative approach is that it applies consistent, well-documented procedures that incorporate formal decision logic to the process of evaluating and optimizing groundwater monitoring programs (EPA 2004). After completion of the quantitative analysis, a qualitative assessment was performed utilizing professional judgment to evaluate sampling frequencies and locations with respect to site-specific conditions such as spatial location with respect to the plume and groundwater flow direction.

F2.5 Select the Long-Term Monitoring Optimization Method

The MAROS software tool developed by the Air Force Center for Engineering and Environment was identified as the quantitative assessment tool for groundwater monitoring optimization at the Pinellas County site. MAROS Version 2.2 was selected over Version 3.0 because several functionality issues were identified with Version 3.0 by LMS contractor personnel during previous optimization projects for DOE. Since its development, the performance of MAROS Version 2.2 has been critically assessed through application to numerous monitoring programs at federal facilities.

F2.6 Assess and Implement the Results

The final step of the optimization process is to assess and implement the optimization results. Site groundwater data were evaluated using MAROS to define a robust sampling program that meets the data evaluation objectives of the site, as presented in the data evaluation stepped process within step [2] above. The results were critically assessed by the project team using professional judgement and site-specific knowledge. The assessment was conducted to ensure that the optimized sampling program can generate sufficient information, at appropriate locations and frequencies, so that the objectives of the program continue to be addressed adequately.

F3.0 MAROS Overview

MAROS was developed to analyze groundwater monitoring data from groundwater plumes that have been delineated and monitored for more than four sampling events. MAROS can be used to evaluate:

- Temporal trends in groundwater analytical data and the statistical significance of the trends.
- Spatial distribution of temporal trends.
- Monitoring well redundancy.
- Monitoring well network adequacy.
- Sampling frequency.

The approach utilized by MAROS recommends optimal sampling frequencies based upon the rate of change (ROC) and the variability of COC trends. MAROS implements a modified cost-effective sampling (CES) of groundwater monitoring wells method as described in *Cost-Effective Sampling of Groundwater Monitoring Wells: A Data Review and Well Frequency Evaluation* (Ridley and MacQueen 2005). CES is a methodology developed to estimate the lowest frequency sampling schedule for a given groundwater monitoring location while still providing stakeholders the needed information for regulatory and remedial decision-making. The CES method evaluates the frequency of well sampling based on statistics describing the trend, variability, and magnitude of contaminant concentrations. The central premise of this optimization concept is that sampling frequency should be based on the ROC of COCs at the monitoring well rather than the monitoring well location within the plume. Based on this method, a monitoring well with an increasing trend and a high ROC, coupled with high variability in contaminant concentrations, should be sampled more frequently than one with a slowly increasing or decreasing trend and relatively stable concentrations. The CES method uses three primary steps for determining sampling frequencies:

Step [1] <u>Set the sampling frequency based on recent trends.</u> The "recent" data date range is defined by the user. Based on the recent trends determined by ROCs from linear regression analysis, a location is assigned one of four ROC categories (low through high). The lowest ROC leads to a biennial sampling frequency. The highest rate leads to a quarterly sampling frequency. ROCs between these two extremes are qualified by variability information, with higher variability leading to a higher sampling frequency. High, medium, and low ROC categories are defined by the user and are typically based on the maximum contaminant level (MCL). The default ROC categories in MAROS are based on the MCL of individual compounds. The low, medium, and high default ROC values are half the MCL, the MCL, and two times the MCL, per year, respectively. Default values are typically modified based on site-specific conditions.

Step [2] <u>Adjust the sampling frequency based on overall trends.</u> If the long-term history of change is significantly greater than the recent trend, then the frequency will be evaluated to be reduced by one level (e.g., quarterly to semiannually). If not, then no change will be made.

Step [3] <u>Adjust the sampling frequency based on the compound MCL.</u> The frequency is reduced by one level if the recent maximum concentration for a primary COC compound is less than one half of the MCL.

F3.1 Statistical Trend Analysis

MAROS calculates concentration trends utilizing two methods: the Mann-Kendall test and linear regression analysis. The results of these methods are used in MAROS to evaluate sampling frequency and plume stability.

The Mann-Kendall test for trend is a nonparametric test that has no distributional assumptions and irregularly spaced measurement periods are permitted. Parametric tests such as first-order regression analyses make assumptions on the normality of the data distribution, allowing results to be affected by outliers in the data in some cases. However, the advantage of parametric methods involves more accurate trend assessment results from data with a normal distribution of the residuals. Therefore, when the data are normally distributed, the nonparametric method (the Mann-Kendall test) is not as accurate in the assessment of trends. Both tests are utilized in the MAROS software.

The MAROS Mann-Kendall trend results fall into seven categories: decreasing, probably decreasing, stable, no trend, probably increasing, increasing, and non-detect. The result of nonparametric Mann-Kendall analysis is judged with Mann-Kendall statistic, coefficient of variation (standard deviation divided by sample mean), and confidence in trend to determine the trend category. Positive values indicate an increase in constituent concentrations over time, whereas negative values indicate a decrease in constituent concentrations over time. The strength of the trend is proportional to the magnitude of the Mann-Kendall statistic (i.e., large magnitudes indicate a strong trend).

Linear regression is a parametric statistical procedure that is typically used for analyzing trends in data over time. MAROS utilizes linear regression to evaluate data trends (slope of the concentration versus time plot) as well as placing confidence limits on the slope of the trend. The results are subsequently used for both trend analysis and sample-frequency evaluation. A t-test is used to find the confidence interval for the concentration trend slope.

Low levels of confidence correspond to “stable” or “no trend” conditions (depending on the degree of scatter) and higher levels of confidence indicate the stronger likelihood of a trend. The coefficient of variation, defined as the standard deviation divided by the average, is used as a secondary measure of scatter to distinguish between “stable” or “no trend” conditions for negative slopes.

The ROC categories used in MAROS are defined by the slope of the linear regression analysis. The ROC parameters used for determining the linear trends of COCs are generalized to include all possible ranges. The ROC parameters fall into five categories: low, low-medium, medium, medium-high, and high. The ROC is simply the slope of the fitted line by linear regression. ROC categories are defined by the user and discussed previously in step [1] above.

In addition to sampling frequency, MAROS also performs spatial moment and well-redundancy analyses. The focus of this effort was sample frequency optimization. Therefore, spatial moment and well-redundancy analyses are not discussed here.

F4.0 Site-Specific Analysis

As discussed previously, groundwater data have been obtained from most monitoring wells at the Building 100 Area for many years, providing a robust data set to perform groundwater sampling optimization based on existing analytical results. The overall sampling period selected for this most recent MAROS analysis was January 2000 to March 2024. The "recent" data period was set to January 2016 to March 2024.

The following COCs were selected for evaluation:

- 1,4-dioxane
- cDCE
- tDCE
- TCE
- VC

The default MAROS ROC values were used for the analysis and are defined as follows:

- A low ROC was defined as half the MCL concentration for each COC per year. For example, the low ROC for TCE was 1.5 µg/L per year.
- A medium ROC was defined as the COC MCL concentration per year.
- A high ROC was defined as twice the COC MCL concentration per year.

Building 100 Area monitoring wells typically consist of well clusters where each cluster consists of three proximal wells that are screened at different depths. As discussed above, MAROS performs a spatial moment analysis of the plume. The spatial moment analysis is two-dimensional. Because well clusters provide three-dimensional plume data, it was necessary to divide the plume into two-dimensional "layers" for MAROS analysis. For the Building 100 Area analysis, the plume was divided into three layers corresponding to the monitoring well screened intervals of the well clusters. Layer 1 represents the shallow surficial aquifer (generally screened from 10 to 20 feet below land surface), Layer 2 represents the intermediate surficial aquifer (generally screened from 20 to 30 feet below land surface), and Layer 3 represents the deep surficial aquifer (generally screened from 30 to 40 feet below land surface).

F5.0 Results and Recommendations

MAROS calculates a recommended sampling frequency for each COC in each monitoring well, see Attachment F-1, "MAROS Supporting Documentation." The overall recommended sampling frequency for each monitoring well was selected as the most frequent frequency for the individual COC. After completion of the MAROS analysis, professional judgment was applied to evaluating sampling frequencies with respect to site-specific conditions such as spatial location

with respect to the plume, groundwater flow direction, and groundwater flow velocity. This evaluation resulted in modifying MAROS recommended sampling frequencies as follows:

- Wells recommended for quarterly sampling will instead be sampled semiannually based on the low groundwater flow velocity (typically 3 to 5 feet per year) that has been observed at the site for many years.
- All 12-0574 and 12-0575 wells will be sampled semiannually because these wells monitor the distal end of the south plume. The model recommended that some of these wells be sampled annually or biennially.
- Selected monitoring wells inside Building 100 will be sampled annually in accordance with the protective measures described in the work plan provided in Appendix A. Four additional indoor wells that have not been sampled in several years will be sampled in March 2025 to refine the interpreted plume footprint.
- Wells recommended for a change from biennial sampling to annual sampling based on elevated VC detection limits in February–March 2024, when prior sampling events had no detections of VC, will continue to be sampled biennially.
- All 12-0577 wells will be sampled semiannually as one of these wells had CTL exceedances for the first time in March 2024.
- Attachment F-1 presents the following MAROS reports for each layer:
  - Mann Kendall trend analysis results
  - Linear regression trend analysis results
  - Sampling frequency analysis results

F6.0 Summary

EPA recommends a monitoring optimization for any program in which 20 samples or more are collected annually. For years, groundwater samples were collected at 99 monitoring wells at the Building 100 Area on a semiannual basis. More recently, groundwater samples have been collected at up to 90 monitoring wells. These results provide a robust dataset to perform a groundwater sampling optimization analysis. Based on EPA guidance, it was determined that optimization should be performed for the Building 100 Area groundwater monitoring program. Groundwater data were evaluated using MAROS to define a sampling program. Based on MAROS results and thorough site knowledge, the following optimized sampling plan is recommended by DOE (details are shown in Table 1 of this report):

- 22 wells semiannually
- 61 wells annually
- 6 wells biennially

Attachment F-1

MAROS Supporting Documentation

MAROS Mann-Kendall Statistics Summary

Project: Pinellas_Layer1 **User Name:** C. Collins

Location: Pinellas **State:** Florida

Time Period: 1/7/2000 **to** 3/20/2024 8:
Consolidation Period: No Time Consolidation
Consolidation Type: Median
Duplicate Consolidation: Average
ND Values: 1/2 Detection Limit
J Flag Values : Actual Value

Well	Source/ Tail	Number of Samples	Number of Detects	Coefficient of Variation	Mann-Kendall Statistic	Confidence in Trend	All Samples "ND" ?	Concentration Trend
1,4-DIOXANE (P-DIOXANE)								
0541	T	13	13	0.45	51	100.0%	No	I
0550-1	T	2	0	0.00	0	0.0%	Yes	ND
0551-1	T	9	1	1.47	-6	69.4%	No	NT
0554A	T	21	7	2.05	64	97.2%	No	I
0555A	T	17	3	0.89	29	87.4%	No	NT
0561-1	T	16	2	0.63	48	98.4%	No	I
0564-1	T	7	0	0.21	-16	99.0%	Yes	ND
0565-1	T	24	4	0.65	-51	89.2%	No	S
0568-1	T	20	1	0.73	-90	99.8%	No	D
0569-1	T	26	6	0.74	-47	84.3%	No	S
0570-1	T	22	2	1.53	-29	78.3%	No	NT
0572-1	T	21	2	1.49	-9	59.5%	No	NT
0573-1	T	18	0	0.54	-20	76.2%	Yes	ND
0574-1	T	22	17	0.62	2	51.1%	No	NT
0575-1	T	22	19	0.44	-99	99.8%	No	D
0576-1	T	18	18	0.56	31	87.0%	No	NT
0577-1	T	15	4	1.88	27	89.9%	No	NT
0578-1	T	16	2	1.27	18	77.5%	No	NT
0579-1	T	16	0	0.23	21	81.3%	Yes	ND
0580-1	T	18	8	2.08	51	97.1%	No	I
0581-1	T	18	5	2.33	57	98.4%	No	I
0582-1	T	19	10	1.87	50	95.7%	No	I
0583-1	T	18	6	0.91	43	94.4%	No	PI
0584-1	T	19	13	2.13	-32	85.9%	No	NT
0585-1	T	19	16	0.64	-30	84.3%	No	S
0586-1	T	17	9	2.44	-12	67.2%	No	NT
0587-1	T	17	9	0.86	44	96.2%	No	I
0588-1	T	17	6	2.50	21	79.2%	No	NT
541	T	13	12	0.50	1	50.0%	No	NT
S30B	S	17	3	3.67	-32	89.8%	No	NT
S35B	S	15	4	2.17	10	66.9%	No	NT
S67B	T	17	17	0.27	-106	100.0%	No	D
S68B	T	19	6	1.48	27	81.6%	No	NT
S69B	T	15	5	1.21	-10	66.9%	No	NT
S70B	T	19	12	1.61	107	100.0%	No	I
S71B	T	18	9	1.62	54	97.8%	No	I
S73B	T	20	9	2.77	24	77.0%	No	NT

Project: Pinellas_Layer1 **User Name:** C. Collins

Location: Pinellas **State:** Florida

Well	Source/ Tail	Number of Samples	Number of Detects	Coefficient of Variation	Mann-Kendall Statistic	Confidence in Trend	All Samples "ND" ?	Concentration Trend
cis-1,2-DICHLOROETHYLENE								
cis-1,2-DICHLOROETHYLENE								
0541	T	14	14	0.54	-61	100.0%	No	D
0550-1	T	9	1	1.85	-17	95.1%	No	D
0551-1	T	16	0	0.81	-48	98.4%	Yes	ND
0554A	T	29	2	2.61	-61	86.8%	No	NT
0555A	T	25	0	0.79	-64	92.9%	Yes	ND
0561-1	T	24	0	0.75	-25	72.2%	Yes	ND
0564-1	T	8	0	0.84	-12	91.1%	Yes	ND
0565-1	T	26	6	0.86	-19	65.3%	No	S
0568-1	T	20	0	0.74	-23	76.0%	Yes	ND
0569-1	T	26	4	3.19	-26	70.8%	No	NT
0570-1	T	22	0	0.61	21	71.1%	Yes	ND
0572-1	T	22	2	1.22	-1	50.0%	No	NT
0573-1	T	19	0	1.12	-6	56.9%	Yes	ND
0574-1	T	30	22	1.28	-29	69.0%	No	NT
0575-1	T	28	0	1.00	85	95.1%	Yes	ND
0576-1	T	19	14	1.06	-114	100.0%	No	D
0577-1	T	16	1	0.75	15	73.3%	No	NT
0578-1	T	16	0	1.30	15	73.3%	Yes	ND
0579-1	T	16	0	1.30	15	73.3%	Yes	ND
0580-1	T	19	3	1.01	17	71.0%	No	NT
0581-1	T	20	1	1.13	18	70.7%	No	NT
0582-1	T	19	4	2.60	34	87.4%	No	NT
0583-1	T	18	3	1.84	56	98.2%	No	I
0584-1	T	19	3	2.14	35	88.1%	No	NT
0585-1	T	21	12	1.91	-83	99.4%	No	D
0586-1	T	18	13	0.80	-70	99.7%	No	D
0587-1	T	18	7	2.66	-70	99.7%	No	D
0588-1	T	18	10	0.66	-51	97.1%	No	D
511	T	9	0	0.30	-18	96.2%	Yes	ND
521	T	21	18	0.75	-26	77.2%	No	S
531	T	8	6	0.93	-13	92.9%	No	PD
541	T	22	14	0.73	-8	57.7%	No	S
S30B	S	36	36	1.63	-448	100.0%	No	D
S31B	T	13	9	0.50	-34	97.9%	No	D
S32B	T	13	10	2.73	-55	100.0%	No	D
S35B	S	36	35	0.57	-272	100.0%	No	D
S36B	S	17	4	0.67	-46	96.8%	No	D
S37B	S	12	11	1.42	-16	84.5%	No	NT
S67B	T	34	32	0.67	-495	100.0%	No	D
S68B	T	38	5	0.73	-250	99.9%	No	D
S69B	T	34	6	0.70	-286	100.0%	No	D
S70B	T	38	38	0.54	-588	100.0%	No	D
S71B	T	37	15	1.99	-246	99.9%	No	D
S73B	T	40	5	1.87	-323	100.0%	No	D
trans-1,2-DICHLOROETHENE								
0541	T	14	12	0.46	1	50.0%	No	NT
0550-1	T	9	0	0.49	-16	94.0%	Yes	ND

Project: Pinellas_Layer1 **User Name:** C. Collins

Location: Pinellas **State:** Florida

Well	Source/ Tail	Number of Samples	Number of Detects	Coefficient of Variation	Mann-Kendall Statistic	Confidence in Trend	All Samples "ND" ?	Concentration Trend
trans-1,2-DICHLOROETHENE								
0551-1	T	16	0	0.58	-48	98.4%	Yes	ND
0554A	T	29	5	0.98	-13	58.8%	No	S
0555A	T	25	0	0.55	-64	92.9%	Yes	ND
0561-1	T	24	0	0.54	-25	72.2%	Yes	ND
0564-1	T	8	0	0.60	-12	91.1%	Yes	ND
0565-1	T	26	1	1.05	-8	56.1%	No	NT
0568-1	T	20	0	0.62	-21	74.0%	Yes	ND
0569-1	T	26	0	0.45	21	66.9%	Yes	ND
0570-1	T	22	0	0.71	21	71.1%	Yes	ND
0572-1	T	22	0	1.24	28	77.5%	Yes	ND
0573-1	T	19	0	1.23	-6	56.9%	Yes	ND
0574-1	T	30	17	0.98	59	84.8%	No	NT
0575-1	T	28	0	1.09	85	95.1%	Yes	ND
0576-1	T	19	11	1.25	34	87.4%	No	NT
0577-1	T	16	0	0.34	15	73.3%	Yes	ND
0578-1	T	16	0	1.44	15	73.3%	Yes	ND
0579-1	T	16	0	1.44	15	73.3%	Yes	ND
0580-1	T	19	4	1.75	56	97.3%	No	I
0581-1	T	20	4	1.13	81	99.6%	No	I
0582-1	T	19	7	1.52	67	99.0%	No	I
0583-1	T	18	1	1.02	39	92.4%	No	PI
0584-1	T	19	1	0.43	42	92.3%	No	PI
0585-1	T	21	16	1.38	-5	54.8%	No	NT
0586-1	T	18	1	0.60	39	92.4%	No	PI
0587-1	T	18	8	2.19	-56	98.2%	No	D
0588-1	T	18	0	0.61	13	67.3%	Yes	ND
511	T	9	0	0.30	-18	96.2%	Yes	ND
521	T	21	6	0.49	-58	95.7%	No	D
531	T	8	0	0.45	-15	95.8%	Yes	ND
541	T	22	0	0.58	-85	99.2%	Yes	ND
S30B	S	36	36	3.26	-429	100.0%	No	D
S31B	T	13	2	0.37	-51	100.0%	No	D
S32B	T	13	5	1.74	-67	100.0%	No	D
S35B	S	36	36	0.52	-351	100.0%	No	D
S36B	S	17	1	0.54	-103	100.0%	No	D
S37B	S	12	6	1.60	-28	96.9%	No	D
S67B	T	34	30	0.38	-187	99.7%	No	D
S68B	T	38	0	0.82	-395	100.0%	Yes	ND
S69B	T	34	0	0.80	-354	100.0%	Yes	ND
S70B	T	38	31	0.43	-199	99.4%	No	D
S71B	T	37	7	1.80	-336	100.0%	No	D
S73B	T	40	4	1.13	-433	100.0%	No	D
TRICHLOROETHYLENE (TCE)								
0541	T	14	0	0.33	48	99.6%	Yes	ND
0550-1	T	9	0	0.52	-16	94.0%	Yes	ND
0551-1	T	16	0	0.62	-48	98.4%	Yes	ND
0554A	T	29	1	1.76	-78	92.5%	No	PD
0555A	T	25	0	0.58	-64	92.9%	Yes	ND
0561-1	T	24	0	0.55	-25	72.2%	Yes	ND

Project: Pinellas_Layer1 **User Name:** C. Collins

Location: Pinellas **State:** Florida

Well	Source/ Tail	Number of Samples	Number of Detects	Coefficient of Variation	Mann-Kendall Statistic	Confidence in Trend	All Samples "ND" ?	Concentration Trend
TRICHLOROETHYLENE (TCE)								
0564-1	T	8	0	0.64	-12	91.1%	Yes	ND
0565-1	T	26	0	0.91	-15	62.0%	Yes	ND
0568-1	T	20	0	0.64	-21	74.0%	Yes	ND
0569-1	T	26	0	0.41	21	66.9%	Yes	ND
0570-1	T	22	0	0.52	21	71.1%	Yes	ND
0572-1	T	22	0	1.02	28	77.5%	Yes	ND
0573-1	T	19	0	1.03	-6	56.9%	Yes	ND
0574-1	T	30	0	0.91	89	94.1%	Yes	ND
0575-1	T	28	0	0.92	85	95.1%	Yes	ND
0576-1	T	19	0	0.25	34	87.4%	Yes	ND
0577-1	T	16	0	0.21	15	73.3%	Yes	ND
0578-1	T	16	0	1.16	15	73.3%	Yes	ND
0579-1	T	16	1	1.09	9	63.9%	No	NT
0580-1	T	19	0	0.25	34	87.4%	Yes	ND
0581-1	T	20	0	1.06	37	87.7%	Yes	ND
0582-1	T	19	0	0.25	34	87.4%	Yes	ND
0583-1	T	18	0	0.26	32	87.8%	Yes	ND
0584-1	T	19	0	0.25	34	87.4%	Yes	ND
0585-1	T	21	8	1.92	-64	97.2%	No	D
0586-1	T	18	0	0.26	32	87.8%	Yes	ND
0587-1	T	18	1	1.87	1	50.0%	No	NT
0588-1	T	18	0	0.58	13	67.3%	Yes	ND
511	T	9	0	0.30	-18	96.2%	Yes	ND
521	T	21	15	1.09	-2	51.2%	No	NT
531	T	8	0	0.47	-15	95.8%	Yes	ND
541	T	22	0	0.61	-85	99.2%	Yes	ND
S30B	S	36	36	2.48	-547	100.0%	No	D
S31B	T	13	4	0.74	-53	100.0%	No	D
S32B	T	13	1	1.58	-49	99.9%	No	D
S35B	S	36	35	0.91	-167	98.9%	No	D
S36B	S	17	1	0.56	-69	99.8%	No	D
S37B	S	12	4	2.65	-29	97.4%	No	D
S67B	T	34	2	1.49	-265	100.0%	No	D
S68B	T	38	0	0.79	-375	100.0%	Yes	ND
S69B	T	34	0	0.77	-334	100.0%	Yes	ND
S70B	T	38	1	1.05	-357	100.0%	No	D
S71B	T	37	1	0.80	-343	100.0%	No	D
S73B	T	40	1	0.97	-400	100.0%	No	D
VINYL CHLORIDE								
0541	T	14	14	0.47	-15	77.5%	No	S
0550-1	T	9	0	0.49	-24	99.4%	Yes	ND
0551-1	T	16	1	1.02	-47	98.2%	No	D
0554A	T	29	8	2.34	44	78.8%	No	NT
0555A	T	25	0	0.84	-92	98.4%	Yes	ND
0561-1	T	24	0	0.84	-47	87.2%	Yes	ND
0564-1	T	8	0	0.58	-21	99.6%	Yes	ND
0565-1	T	26	3	1.25	-39	79.7%	No	NT
0568-1	T	20	0	0.80	-71	98.9%	Yes	ND
0569-1	T	26	4	1.91	-40	80.3%	No	NT

Project: Pinellas_Layer1 **User Name:** C. Collins

Location: Pinellas **State:** Florida

Well	Source/ Tail	Number of Samples	Number of Detects	Coefficient of Variation	Mann-Kendall Statistic	Confidence in Trend	All Samples "ND" ?	Concentration Trend
VINYL CHLORIDE								
0570-1	T	22	0	1.22	-17	67.2%	Yes	ND
0572-1	T	22	3	1.83	17	67.2%	No	NT
0573-1	T	19	0	1.89	-6	56.9%	Yes	ND
0574-1	T	30	28	0.82	6	53.5%	No	NT
0575-1	T	28	14	1.28	261	100.0%	No	I
0576-1	T	19	15	1.10	-75	99.6%	No	D
0577-1	T	16	0	0.82	15	73.3%	Yes	ND
0578-1	T	16	0	2.17	15	73.3%	Yes	ND
0579-1	T	16	0	2.17	15	73.3%	Yes	ND
0580-1	T	19	6	1.85	33	86.7%	No	NT
0581-1	T	20	8	1.69	69	98.7%	No	I
0582-1	T	19	11	2.12	39	90.7%	No	PI
0583-1	T	18	5	1.84	51	97.1%	No	I
0584-1	T	19	10	2.06	40	91.3%	No	PI
0585-1	T	21	19	2.23	-16	67.3%	No	NT
0586-1	T	18	10	1.23	14	68.7%	No	NT
0587-1	T	18	9	2.47	-52	97.4%	No	D
0588-1	T	18	14	0.65	18	73.8%	No	NT
511	T	9	0	0.30	-18	96.2%	Yes	ND
521	T	21	14	0.79	-12	62.9%	No	S
531	T	8	0	0.33	-17	97.7%	Yes	ND
541	T	22	2	0.83	-60	95.2%	No	D
S30B	S	36	33	1.72	-271	100.0%	No	D
S31B	T	13	3	1.48	-42	99.5%	No	D
S32B	T	13	7	2.08	-64	100.0%	No	D
S35B	S	36	35	0.49	-180	99.3%	No	D
S36B	S	17	1	1.13	-85	100.0%	No	D
S37B	S	12	12	1.08	-16	84.5%	No	NT
S67B	T	34	34	0.48	-415	100.0%	No	D
S68B	T	38	7	0.78	-140	96.0%	No	D
S69B	T	34	0	0.85	-332	100.0%	Yes	ND
S70B	T	38	37	0.78	-445	100.0%	No	D
S71B	T	37	9	1.46	-177	99.0%	No	D
S73B	T	40	17	3.85	38	66.6%	No	NT

Note: Increasing (I); Probably Increasing (PI); Stable (S); Probably Decreasing (PD); Decreasing (D); No Trend (NT); Not Applicable (N/A)- Due to insufficient Data (< 4 sampling events); Source/Tail (S/T)

The Number of Samples and Number of Detects shown above are post-consolidation values.

MAROS Mann-Kendall Statistics Summary

Project: Pinellas_Layer2 **User Name:** C. Collins

Location: Pinellas **State:** Florida

Time Period: 1/7/2000 **to** 3/5/2024 11:
Consolidation Period: No Time Consolidation
Consolidation Type: Median
Duplicate Consolidation: Average
ND Values: 1/2 Detection Limit
J Flag Values : Actual Value

Well	Source/ Tail	Number of Samples	Number of Detects	Coefficient of Variation	Mann-Kendall Statistic	Confidence in Trend	All Samples "ND" ?	Concentration Trend
1,4-DIOXANE (P-DIOXANE)								
0542	T	9	9	0.58	29	100.0%	No	I
0550-2	T	2	0	0.00	0	0.0%	Yes	ND
0551-2	T	22	13	1.47	52	92.4%	No	PI
0554B	T	24	21	1.07	112	99.7%	No	I
0555B	T	17	1	3.07	9	62.7%	No	NT
0561-2	S	15	2	0.56	28	90.8%	No	PI
0564-2	T	7	0	0.21	-16	99.0%	Yes	ND
0565-2	T	24	9	1.14	-16	64.4%	No	NT
0568-2	T	20	11	1.68	-24	77.0%	No	NT
0569-2	T	26	24	0.46	-79	95.7%	No	D
0570-2	T	23	16	0.61	44	87.1%	No	NT
0572-2	T	20	18	0.64	-34	85.6%	No	S
0573-2	T	22	12	0.63	70	97.5%	No	I
0574-2	T	22	16	0.72	73	97.9%	No	I
0575-2	T	23	15	0.95	-10	59.3%	No	S
0576-2	T	22	22	0.78	126	100.0%	No	I
0577-2	T	21	12	1.61	138	100.0%	No	I
0578-2	T	17	5	1.30	-7	59.6%	No	NT
0579-2	T	18	3	1.73	26	82.6%	No	NT
0580-2	T	21	21	0.31	-96	99.8%	No	D
0581-2	T	22	21	0.73	130	100.0%	No	I
0582-2	T	18	18	0.92	-105	100.0%	No	D
0583-2	T	19	18	0.52	30	84.3%	No	NT
0584-2	S	21	18	0.80	80	99.2%	No	I
0585-2	S	21	17	0.59	32	82.3%	No	NT
0586-2	T	19	16	0.77	55	97.1%	No	I
0587-2	T	17	15	0.82	5	56.4%	No	NT
0588-2	T	19	19	0.79	-85	99.9%	No	D
542	T	13	12	0.46	-2	52.4%	No	S
cis-1,2-DICHLOROETHYLENE								
0542	T	9	8	0.64	-2	54.0%	No	S
0550-2	T	9	0	0.65	-16	94.0%	Yes	ND
0551-2	T	29	3	0.97	-6	53.7%	No	S
0554B	T	32	16	1.18	21	62.6%	No	NT
0555B	T	24	0	0.79	-61	93.1%	Yes	ND
0561-2	S	23	0	0.78	-41	85.3%	Yes	ND
0564-2	T	8	1	0.76	-17	97.7%	No	D

Project: Pinellas_Layer2 **User Name:** C. Collins

Location: Pinellas **State:** Florida

Well	Source/ Tail	Number of Samples	Number of Detects	Coefficient of Variation	Mann-Kendall Statistic	Confidence in Trend	All Samples "ND" ?	Concentration Trend
cis-1,2-DICHLOROETHYLENE								
0565-2	T	25	19	0.41	-23	69.5%	No	S
0568-2	T	20	1	1.58	-35	86.3%	No	NT
0569-2	T	27	21	2.68	-261	100.0%	No	D
0570-2	T	24	3	1.19	84	98.1%	No	I
0572-2	T	23	11	1.93	-114	99.9%	No	D
0573-2	T	25	2	0.93	66	93.5%	No	PI
0574-2	T	29	17	1.85	-122	98.9%	No	D
0575-2	T	28	10	0.76	135	99.7%	No	I
0576-2	T	23	20	0.78	-174	100.0%	No	D
0577-2	T	21	4	1.99	73	98.6%	No	I
0578-2	T	17	0	1.28	16	72.9%	Yes	ND
0579-2	T	18	0	1.22	33	88.5%	Yes	ND
0580-2	T	22	16	1.09	-158	100.0%	No	D
0581-2	T	22	18	0.89	-125	100.0%	No	D
0582-2	T	19	17	1.27	-65	98.8%	No	D
0583-2	T	20	18	0.94	118	100.0%	No	I
0584-2	S	26	24	2.39	-12	59.5%	No	NT
0585-2	S	24	19	0.85	-115	99.8%	No	D
0586-2	T	23	15	1.62	-103	99.7%	No	D
0587-2	T	20	19	2.22	-142	100.0%	No	D
0588-2	T	19	16	1.36	-91	99.9%	No	D
512	T	8	0	0.32	-15	95.8%	Yes	ND
522	S	19	2	2.81	-83	99.8%	No	D
532	T	8	7	1.00	-14	94.6%	No	PD
542	T	22	19	0.84	-49	91.1%	No	PD
trans-1,2-DICHLOROETHENE								
0542	T	9	9	0.49	21	98.3%	No	I
0550-2	T	9	0	0.49	-16	94.0%	Yes	ND
0551-2	T	29	2	0.99	-11	57.4%	No	S
0554B	T	32	14	1.47	195	99.9%	No	I
0555B	T	24	0	0.56	-61	93.1%	Yes	ND
0561-2	S	23	0	0.54	-41	85.3%	Yes	ND
0564-2	T	8	0	0.60	-12	91.1%	Yes	ND
0565-2	T	25	5	0.66	-75	95.8%	No	D
0568-2	T	20	0	0.39	-19	71.8%	Yes	ND
0569-2	T	27	8	2.24	-155	100.0%	No	D
0570-2	T	24	0	1.29	45	86.1%	Yes	ND
0572-2	T	23	6	1.43	-36	82.0%	No	NT
0573-2	T	25	0	1.09	45	84.7%	Yes	ND
0574-2	T	29	17	1.28	-51	82.4%	No	NT
0575-2	T	28	0	1.09	85	95.1%	Yes	ND
0576-2	T	23	21	1.20	182	100.0%	No	I
0577-2	T	21	0	1.35	72	98.5%	Yes	ND
0578-2	T	17	0	1.43	16	72.9%	Yes	ND
0579-2	T	18	0	1.35	33	88.5%	Yes	ND
0580-2	T	22	22	0.29	-118	100.0%	No	D
0581-2	T	22	20	0.83	144	100.0%	No	I
0582-2	T	19	19	0.55	-21	75.5%	No	S
0583-2	T	20	20	0.56	10	61.3%	No	NT

Project: Pinellas_Layer2 **User Name:** C. Collins

Location: Pinellas **State:** Florida

Well	Source/ Tail	Number of Samples	Number of Detects	Coefficient of Variation	Mann-Kendall Statistic	Confidence in Trend	All Samples "ND" ?	Concentration Trend
trans-1,2-DICHLOROETHENE								
0584-2	S	26	11	1.89	27	71.5%	No	NT
0585-2	S	24	23	0.87	-94	99.0%	No	D
0586-2	T	23	5	1.88	78	98.0%	No	I
0587-2	T	20	18	1.43	-135	100.0%	No	D
0588-2	T	19	5	0.98	26	80.7%	No	NT
512	T	8	0	0.32	-15	95.8%	Yes	ND
522	S	19	0	0.37	-76	99.7%	Yes	ND
532	T	8	1	0.36	-13	92.9%	No	PD
542	T	22	0	0.63	-79	98.7%	Yes	ND
TRICHLOROETHYLENE (TCE)								
0542	T	9	0	0.32	14	91.0%	Yes	ND
0550-2	T	9	0	0.52	-16	94.0%	Yes	ND
0551-2	T	29	0	1.06	-34	73.0%	Yes	ND
0554B	T	32	1	1.39	-45	76.1%	No	NT
0555B	T	24	0	0.58	-61	93.1%	Yes	ND
0561-2	S	23	0	0.56	-41	85.3%	Yes	ND
0564-2	T	8	0	0.64	-12	91.1%	Yes	ND
0565-2	T	25	1	0.69	-53	88.7%	No	S
0568-2	T	20	0	0.43	-19	71.8%	Yes	ND
0569-2	T	27	0	0.62	-53	85.9%	Yes	ND
0570-2	T	24	0	1.02	45	86.1%	Yes	ND
0572-2	T	23	0	1.02	20	69.0%	Yes	ND
0573-2	T	25	0	0.93	45	84.7%	Yes	ND
0574-2	T	29	0	0.93	109	97.9%	Yes	ND
0575-2	T	28	0	0.92	85	95.1%	Yes	ND
0576-2	T	23	0	0.32	76	97.7%	Yes	ND
0577-2	T	21	1	1.11	60	96.3%	No	I
0578-2	T	17	0	1.14	16	72.9%	Yes	ND
0579-2	T	18	1	1.04	24	80.6%	No	NT
0580-2	T	22	0	0.32	59	94.9%	Yes	ND
0581-2	T	22	0	0.77	34	82.2%	Yes	ND
0582-2	T	19	1	0.29	5	55.5%	No	NT
0583-2	T	20	0	0.25	36	87.0%	Yes	ND
0584-2	S	26	0	2.83	59	89.8%	Yes	ND
0585-2	S	24	15	1.32	-100	99.4%	No	D
0586-2	T	23	0	0.29	76	97.7%	Yes	ND
0587-2	T	20	9	3.18	-101	100.0%	No	D
0588-2	T	19	0	0.25	34	87.4%	Yes	ND
512	T	8	0	0.32	-15	95.8%	Yes	ND
522	S	19	1	0.39	-63	98.6%	No	D
532	T	8	0	0.47	-15	95.8%	Yes	ND
542	T	22	0	0.65	-79	98.7%	Yes	ND
VINYL CHLORIDE								
0542	T	9	9	0.50	15	92.5%	No	PI
0550-2	T	9	0	0.49	-24	99.4%	Yes	ND
0551-2	T	29	10	2.31	80	93.0%	No	PI
0554B	T	32	20	1.41	161	99.6%	No	I
0555B	T	24	0	0.84	-87	98.4%	Yes	ND

Project: Pinellas_Layer2 **User Name:** C. Collins

Location: Pinellas **State:** Florida

Well	Source/ Tail	Number of Samples	Number of Detects	Coefficient of Variation	Mann-Kendall Statistic	Confidence in Trend	All Samples "ND" ?	Concentration Trend
VINYL CHLORIDE								
0561-2	S	23	0	0.85	-69	96.4%	Yes	ND
0564-2	T	8	0	0.58	-21	99.6%	Yes	ND
0565-2	T	25	9	0.72	-46	85.2%	No	S
0568-2	T	20	0	0.82	-67	98.5%	Yes	ND
0569-2	T	27	25	1.98	-265	100.0%	No	D
0570-2	T	24	17	0.74	63	93.8%	No	PI
0572-2	T	23	17	1.11	-153	100.0%	No	D
0573-2	T	25	9	1.04	143	100.0%	No	I
0574-2	T	29	21	1.15	-131	99.3%	No	D
0575-2	T	28	26	0.69	181	100.0%	No	I
0576-2	T	23	20	1.06	14	63.3%	No	NT
0577-2	T	21	2	2.59	71	98.4%	No	I
0578-2	T	17	0	2.18	16	72.9%	Yes	ND
0579-2	T	18	0	1.98	33	88.5%	Yes	ND
0580-2	T	22	19	0.77	-127	100.0%	No	D
0581-2	T	22	22	1.13	18	68.2%	No	NT
0582-2	T	19	19	0.80	-93	100.0%	No	D
0583-2	T	20	19	0.48	3	52.6%	No	NT
0584-2	S	26	24	1.73	7	55.2%	No	NT
0585-2	S	24	21	0.96	-109	99.7%	No	D
0586-2	T	23	15	1.91	-34	80.6%	No	NT
0587-2	T	20	15	1.75	-108	100.0%	No	D
0588-2	T	19	17	1.08	-79	99.7%	No	D
512	T	8	0	0.32	-15	95.8%	Yes	ND
522	S	19	7	2.12	-88	99.9%	No	D
532	T	8	7	0.90	-20	99.3%	No	D
542	T	22	1	0.76	-90	99.5%	No	D

Note: Increasing (I); Probably Increasing (PI); Stable (S); Probably Decreasing (PD); Decreasing (D); No Trend (NT); Not Applicable (N/A)- Due to insufficient Data (< 4 sampling events); Source/Tail (S/T)

The Number of Samples and Number of Detects shown above are post-consolidation values.

MAROS Mann-Kendall Statistics Summary

Project: Pinellas_Layer3 **User Name:** C. Collins

Location: Pinellas **State:** Florida

Time Period: 1/7/2000 **to** 3/20/2024 4:
Consolidation Period: No Time Consolidation
Consolidation Type: Median
Duplicate Consolidation: Average
ND Values: 1/2 Detection Limit
J Flag Values : Actual Value

Well	Source/ Tail	Number of Samples	Number of Detects	Coefficient of Variation	Mann-Kendall Statistic	Confidence in Trend	All Samples "ND" ?	Concentration Trend
1,4-DIOXANE (P-DIOXANE)								
0550-3	T	2	0	0.00	0	0.0%	Yes	ND
0551-3	T	1	0	0.00	0	0.0%	Yes	ND
0554C	T	27	27	0.58	52	85.5%	No	NT
0555C	T	18	9	1.00	30	86.2%	No	NT
0561-3	T	15	10	0.63	26	89.0%	No	NT
0564-3	T	7	0	0.21	-16	99.0%	Yes	ND
0565-3	T	24	4	1.77	-92	98.9%	No	D
0568-3	T	20	0	1.44	-91	99.9%	Yes	ND
0569-3	T	26	22	0.60	-138	99.9%	No	D
0570-3	T	23	17	0.59	-28	76.0%	No	S
0573-3	T	19	7	0.73	28	82.5%	No	NT
0574-3	T	24	8	0.92	16	64.4%	No	NT
0576-3	T	18	9	1.43	93	100.0%	No	I
0577-3	T	18	4	3.49	26	82.6%	No	NT
0578-3	T	18	5	1.45	28	84.4%	No	NT
0579-3	T	17	2	0.90	30	88.2%	No	NT
0580-3	T	19	19	0.18	64	98.7%	No	I
0581-3	T	20	18	0.93	122	100.0%	No	I
0582-3	T	22	20	0.86	169	100.0%	No	I
0583-3	T	15	5	0.87	3	53.9%	No	NT
0584-3	S	17	11	0.89	77	100.0%	No	I
0585-3	S	16	13	0.49	56	99.4%	No	I
0586-3	T	12	8	0.84	2	52.7%	No	NT
0587-3	T	12	7	0.90	-12	77.0%	No	S
0588-3	T	17	11	1.10	-9	62.7%	No	NT
543	T	5	0	0.23	-1	50.0%	Yes	ND
S33C	S	14	2	1.09	8	64.6%	No	NT
S67C	T	17	16	0.97	4	54.8%	No	NT
S67D	T	15	14	0.69	5	57.7%	No	NT
S68C	T	20	20	0.48	-68	98.6%	No	D
S68D	T	11	11	0.55	-32	99.4%	No	D
S69C	T	20	17	0.80	84	99.7%	No	I
S69D	T	18	11	2.42	9	61.7%	No	NT
S70C	T	23	22	0.48	150	100.0%	No	I
S70D	T	20	20	0.25	135	100.0%	No	I
S71B	T	7	6	1.03	1	50.0%	No	NT
S71C	T	18	18	0.32	18	73.8%	No	NT
S71D	T	22	21	0.55	-80	98.8%	No	D

Project: Pinellas_Layer3 **User Name:** C. Collins

Location: Pinellas **State:** Florida

Well	Source/ Tail	Number of Samples	Number of Detects	Coefficient of Variation	Mann-Kendall Statistic	Confidence in Trend	All Samples "ND" ?	Concentration Trend
1,4-DIOXANE (P-DIOXANE)								
S73C	T	22	22	1.01	-144	100.0%	No	D
cis-1,2-DICHLOROETHYLENE								
0550-3	T	9	0	0.71	-20	97.8%	Yes	ND
0551-3	T	8	0	0.67	-16	96.9%	Yes	ND
0554C	T	35	34	0.72	32	66.9%	No	NT
0555C	T	26	26	0.29	-43	82.1%	No	S
0561-3	T	23	1	2.63	-51	90.6%	No	PD
0564-3	T	8	0	0.84	-12	91.1%	Yes	ND
0565-3	T	26	13	0.65	-75	94.8%	No	PD
0568-3	T	20	0	0.64	-19	71.8%	Yes	ND
0569-3	T	26	14	1.86	-234	100.0%	No	D
0570-3	T	24	2	1.07	44	85.5%	No	NT
0573-3	T	21	0	0.57	24	75.4%	Yes	ND
0574-3	T	28	14	2.14	-128	99.4%	No	D
0576-3	T	18	11	0.70	-54	97.8%	No	D
0577-3	T	18	0	1.22	33	88.5%	Yes	ND
0578-3	T	18	0	1.22	33	88.5%	Yes	ND
0579-3	T	17	0	1.20	7	59.6%	Yes	ND
0580-3	T	19	19	0.40	-77	99.7%	No	D
0581-3	T	21	16	0.76	-42	89.1%	No	S
0582-3	T	23	11	1.13	-87	98.9%	No	D
0583-3	T	15	1	0.71	32	93.7%	No	PI
0584-3	S	17	10	0.93	-14	70.1%	No	S
0585-3	S	16	13	1.89	-70	99.9%	No	D
0586-3	T	14	2	0.96	7	62.6%	No	NT
0587-3	T	12	7	2.13	-40	99.7%	No	D
0588-3	T	18	10	0.89	-61	98.9%	No	D
513	T	29	20	1.02	-276	100.0%	No	D
523	S	18	17	1.73	-31	87.0%	No	NT
533	T	8	0	0.56	-15	95.8%	Yes	ND
543	T	7	7	1.22	-13	96.5%	No	D
S29C	S	13	8	1.88	7	64.0%	No	NT
S33C	S	33	33	1.15	110	95.4%	No	I
S67C	T	34	33	1.10	-435	100.0%	No	D
S67D	T	33	32	1.21	-441	100.0%	No	D
S68C	T	40	34	1.01	13	55.6%	No	NT
S68D	T	30	30	0.44	-121	98.4%	No	D
S69C	T	39	26	0.53	170	98.0%	No	I
S69D	T	37	27	0.60	-134	95.9%	No	D
S70C	T	42	33	0.82	-640	100.0%	No	D
S70D	T	39	39	0.44	-71	80.0%	No	S
S71B	T	7	4	0.83	-2	55.7%	No	S
S71C	T	38	33	1.20	-507	100.0%	No	D
S71D	T	41	30	1.17	-156	100.0%	No	D
S73C	T	53	41	1.23	-851	100.0%	No	D
trans-1,2-DICHLOROETHENE								
0550-3	T	9	0	0.55	-20	97.8%	Yes	ND
0551-3	T	8	0	0.53	-16	96.9%	Yes	ND

Project: Pinellas_Layer3 **User Name:** C. Collins

Location: Pinellas **State:** Florida

Well	Source/ Tail	Number of Samples	Number of Detects	Coefficient of Variation	Mann-Kendall Statistic	Confidence in Trend	All Samples "ND" ?	Concentration Trend
trans-1,2-DICHLOROETHENE								
0554C	T	35	33	1.01	277	100.0%	No	I
0555C	T	26	25	0.58	-109	99.2%	No	D
0561-3	T	23	0	0.54	-41	85.3%	Yes	ND
0564-3	T	8	0	0.60	-12	91.1%	Yes	ND
0565-3	T	26	6	0.58	-70	93.6%	No	PD
0568-3	T	20	0	0.39	-19	71.8%	Yes	ND
0569-3	T	26	13	1.57	-213	100.0%	No	D
0570-3	T	24	0	1.29	45	86.1%	Yes	ND
0573-3	T	21	0	0.59	24	75.4%	Yes	ND
0574-3	T	28	1	0.55	83	94.7%	No	PI
0576-3	T	18	1	0.42	31	87.0%	No	NT
0577-3	T	18	0	1.35	33	88.5%	Yes	ND
0578-3	T	18	0	1.35	33	88.5%	Yes	ND
0579-3	T	17	0	1.32	7	59.6%	Yes	ND
0580-3	T	19	19	0.24	-12	64.8%	No	S
0581-3	T	21	1	0.46	21	72.5%	No	NT
0582-3	T	23	9	0.77	-8	57.3%	No	S
0583-3	T	15	1	0.45	18	79.6%	No	NT
0584-3	S	17	1	1.17	17	74.2%	No	NT
0585-3	S	16	13	1.01	-72	100.0%	No	D
0586-3	T	14	0	0.44	24	89.4%	Yes	ND
0587-3	T	12	6	1.64	-27	96.3%	No	D
0588-3	T	18	0	1.35	33	88.5%	Yes	ND
513	T	29	23	0.56	-226	100.0%	No	D
523	S	18	3	2.45	10	63.2%	No	NT
533	T	8	0	0.45	-15	95.8%	Yes	ND
543	T	7	0	0.49	-12	94.9%	Yes	ND
S29C	S	13	12	0.55	-33	97.5%	No	D
S33C	S	33	32	0.92	144	98.7%	No	I
S67C	T	34	33	1.03	-452	100.0%	No	D
S67D	T	33	31	1.09	-402	100.0%	No	D
S68C	T	40	12	0.57	-383	100.0%	No	D
S68D	T	30	22	0.79	-20	63.2%	No	S
S69C	T	39	12	0.60	-355	100.0%	No	D
S69D	T	37	0	0.81	-381	100.0%	Yes	ND
S70C	T	42	34	0.93	-584	100.0%	No	D
S70D	T	39	39	0.46	-66	78.3%	No	S
S71B	T	7	1	0.67	6	76.4%	No	NT
S71C	T	38	34	1.13	-499	100.0%	No	D
S71D	T	41	28	1.18	-132	100.0%	No	D
S73C	T	53	52	0.82	-723	100.0%	No	D
TRICHLOROETHYLENE (TCE)								
0550-3	T	9	0	0.58	-20	97.8%	Yes	ND
0551-3	T	8	0	0.55	-16	96.9%	Yes	ND
0554C	T	35	1	0.61	13	56.7%	No	NT
0555C	T	26	0	0.57	-48	84.8%	Yes	ND
0561-3	T	23	0	0.56	-41	85.3%	Yes	ND
0564-3	T	8	0	0.64	-12	91.1%	Yes	ND
0565-3	T	26	0	0.67	-43	82.1%	Yes	ND

Project: Pinellas_Layer3 **User Name:** C. Collins

Location: Pinellas **State:** Florida

Well	Source/ Tail	Number of Samples	Number of Detects	Coefficient of Variation	Mann-Kendall Statistic	Confidence in Trend	All Samples "ND" ?	Concentration Trend
TRICHLOROETHYLENE (TCE)								
0568-3	T	20	0	0.43	-19	71.8%	Yes	ND
0569-3	T	26	0	1.02	-67	92.7%	Yes	ND
0570-3	T	24	0	1.02	45	86.1%	Yes	ND
0573-3	T	21	0	0.56	24	75.4%	Yes	ND
0574-3	T	28	0	0.51	101	97.6%	Yes	ND
0576-3	T	18	1	0.31	27	83.5%	No	NT
0577-3	T	18	1	1.08	24	80.6%	No	NT
0578-3	T	18	0	1.09	33	88.5%	Yes	ND
0579-3	T	17	1	1.03	-1	50.0%	No	NT
0580-3	T	19	0	0.58	40	91.3%	Yes	ND
0581-3	T	21	0	0.29	16	67.3%	Yes	ND
0582-3	T	23	0	0.29	76	97.7%	Yes	ND
0583-3	T	15	0	0.28	26	89.0%	Yes	ND
0584-3	S	17	0	1.02	15	71.5%	Yes	ND
0585-3	S	16	11	1.79	-49	98.6%	No	D
0586-3	T	14	0	0.28	24	89.4%	Yes	ND
0587-3	T	12	3	1.34	-4	58.0%	No	NT
0588-3	T	18	0	1.09	33	88.5%	Yes	ND
513	T	29	5	0.62	-98	96.6%	No	D
523	S	18	11	0.57	11	64.6%	No	NT
533	T	8	0	0.47	-15	95.8%	Yes	ND
543	T	7	0	0.51	-12	94.9%	Yes	ND
S29C	S	13	0	0.62	-42	99.5%	Yes	ND
S33C	S	33	30	1.20	239	100.0%	No	I
S67C	T	34	2	1.53	-236	100.0%	No	D
S67D	T	33	3	1.21	-224	100.0%	No	D
S68C	T	40	0	0.79	-402	100.0%	Yes	ND
S68D	T	30	0	0.68	-263	100.0%	Yes	ND
S69C	T	39	0	0.79	-371	100.0%	Yes	ND
S69D	T	37	0	0.79	-361	100.0%	Yes	ND
S70C	T	42	1	1.45	-380	100.0%	No	D
S70D	T	39	1	3.07	-347	100.0%	No	D
S71B	T	7	0	0.34	10	90.7%	Yes	ND
S71C	T	38	1	1.19	-368	100.0%	No	D
S71D	T	41	1	0.89	-324	100.0%	No	D
S73C	T	53	0	0.84	-801	100.0%	Yes	ND
VINYL CHLORIDE								
0550-3	T	9	0	0.55	-26	99.7%	Yes	ND
0551-3	T	8	0	0.47	-20	99.3%	Yes	ND
0554C	T	35	34	0.52	145	98.0%	No	I
0555C	T	26	2	1.11	-40	80.3%	No	NT
0561-3	T	23	1	3.65	-77	97.8%	No	D
0564-3	T	8	0	0.58	-21	99.6%	Yes	ND
0565-3	T	26	4	0.68	-124	99.7%	No	D
0568-3	T	20	0	0.82	-67	98.5%	Yes	ND
0569-3	T	26	22	1.50	-282	100.0%	No	D
0570-3	T	24	23	0.30	-63	93.8%	No	PD
0573-3	T	21	6	1.41	89	99.7%	No	I
0574-3	T	28	17	1.55	-54	85.1%	No	NT

Project: Pinellas_Layer3 **User Name:** C. Collins

Location: Pinellas **State:** Florida

Well	Source/ Tail	Number of Samples	Number of Detects	Coefficient of Variation	Mann-Kendall Statistic	Confidence in Trend	All Samples "ND" ?	Concentration Trend
VINYL CHLORIDE								
0576-3	T	18	11	0.85	-58	98.6%	No	D
0577-3	T	18	0	1.98	33	88.5%	Yes	ND
0578-3	T	18	0	1.98	33	88.5%	Yes	ND
0579-3	T	17	0	2.01	7	59.6%	Yes	ND
0580-3	T	19	19	0.34	-14	67.4%	No	S
0581-3	T	21	16	0.87	42	89.1%	No	NT
0582-3	T	23	16	1.43	-124	100.0%	No	D
0583-3	T	15	5	1.28	16	76.7%	No	NT
0584-3	S	17	9	1.91	-38	93.6%	No	PD
0585-3	S	16	14	1.56	-82	100.0%	No	D
0586-3	T	14	8	1.02	-34	96.5%	No	D
0587-3	T	12	7	2.00	-40	99.7%	No	D
0588-3	T	18	15	0.68	-67	99.5%	No	D
513	T	29	21	0.98	-255	100.0%	No	D
523	S	18	12	2.03	-24	80.6%	No	NT
533	T	8	0	0.33	-17	97.7%	Yes	ND
543	T	7	7	0.73	-9	88.1%	No	S
S29C	S	13	11	1.29	-10	70.5%	No	NT
S33C	S	33	31	1.21	-216	100.0%	No	D
S67C	T	34	34	0.74	-311	100.0%	No	D
S67D	T	33	32	0.94	-418	100.0%	No	D
S68C	T	40	36	0.77	32	64.0%	No	NT
S68D	T	30	30	0.56	-173	99.9%	No	D
S69C	T	39	21	0.73	-126	93.5%	No	PD
S69D	T	37	15	0.53	-81	85.1%	No	S
S70C	T	42	39	0.88	-448	100.0%	No	D
S70D	T	39	38	0.56	111	90.8%	No	PI
S71B	T	7	4	1.06	-2	55.7%	No	NT
S71C	T	38	36	0.85	-336	100.0%	No	D
S71D	T	41	37	0.98	109	100.0%	No	I
S73C	T	53	52	1.42	-286	100.0%	No	D

Note: Increasing (I); Probably Increasing (PI); Stable (S); Probably Decreasing (PD); Decreasing (D); No Trend (NT); Not Applicable (N/A)- Due to insufficient Data (< 4 sampling events); Source/Tail (S/T)

The Number of Samples and Number of Detects shown above are post-consolidation values.

MAROS Linear Regression Statistics Summary

Project: Pinellas_Layer1 **User Name:** C. Collins

Location: Pinellas **State:** Florida

Time Period: 1/7/2000 **to** 3/20/2024 8:
Consolidation Period: No Time Consolidation
Consolidation Type: Median
Duplicate Consolidation: Average
ND Values: 1/2 Detection Limit
J Flag Values : Actual Value

Well	Source/Tail	Average Conc (mg/L)	Median Conc (mg/L)	Standard Deviation	All Samples "ND" ?	Ln Slope	Coefficient of Variation	Confidence in Trend	Concentration Trend
1,4-DIOXANE (P-DIOXANE)									
0541	T	1.9E-02	1.9E-02	8.5E-03	No	1.0E-03	0.45	100.0%	I
0550-1	T	3.0E-04	3.0E-04	3.5E-05	Yes	0.0E+00	0.00	0.0%	ND
0551-1	T	3.3E-04	1.1E-04	4.8E-04	No	3.5E-04	1.47	85.7%	NT
0554A	T	6.1E-03	1.2E-04	1.3E-02	No	7.8E-04	2.05	98.8%	I
0555A	T	2.2E-04	1.1E-04	1.9E-04	No	1.8E-04	0.89	90.7%	PI
0561-1	T	1.5E-04	1.1E-04	9.4E-05	No	1.5E-04	0.63	95.1%	I
0564-1	T	3.9E-04	3.8E-04	8.1E-05	Yes	-5.2E-04	0.21	99.6%	ND
0565-1	T	2.4E-04	1.3E-04	1.6E-04	No	-1.1E-04	0.65	88.2%	S
0568-1	T	2.4E-04	1.1E-04	1.8E-04	No	-3.5E-04	0.73	99.4%	D
0569-1	T	3.0E-04	2.5E-04	2.2E-04	No	-1.2E-04	0.74	90.1%	PD
0570-1	T	2.9E-04	1.3E-04	4.4E-04	No	-6.9E-05	1.53	71.5%	NT
0572-1	T	2.6E-04	1.2E-04	3.9E-04	No	-1.1E-04	1.49	81.6%	NT
0573-1	T	1.5E-04	1.1E-04	8.0E-05	Yes	-1.7E-04	0.54	98.1%	ND
0574-1	T	1.2E-03	1.3E-03	7.5E-04	No	-2.9E-04	0.62	97.1%	D
0575-1	T	1.4E-03	1.4E-03	6.0E-04	No	-2.4E-04	0.44	98.5%	D
0576-1	T	4.8E-02	4.2E-02	2.7E-02	No	6.0E-05	0.56	62.1%	NT
0577-1	T	4.1E-04	1.1E-04	7.7E-04	No	4.7E-04	1.88	98.7%	I
0578-1	T	1.9E-04	1.1E-04	2.5E-04	No	2.1E-05	1.27	55.8%	NT
0579-1	T	1.2E-04	1.1E-04	2.8E-05	Yes	-3.4E-06	0.23	100.0%	ND
0580-1	T	1.4E-02	1.2E-04	3.0E-02	No	9.1E-04	2.08	95.9%	I
0581-1	T	1.7E-03	1.3E-04	3.9E-03	No	5.2E-04	2.33	94.8%	PI
0582-1	T	4.5E-03	3.0E-04	8.4E-03	No	5.2E-04	1.87	89.4%	NT
0583-1	T	3.1E-04	1.3E-04	2.8E-04	No	1.9E-04	0.91	87.1%	NT
0584-1	T	2.3E-03	1.2E-03	4.9E-03	No	-3.1E-04	2.13	86.6%	NT
0585-1	T	3.5E-03	3.8E-03	2.3E-03	No	-5.0E-04	0.64	97.4%	D
0586-1	T	9.6E-04	3.3E-04	2.4E-03	No	-2.6E-04	2.44	84.0%	NT
0587-1	T	5.0E-04	3.3E-04	4.3E-04	No	2.8E-04	0.86	91.3%	PI
0588-1	T	9.4E-04	1.4E-04	2.3E-03	No	2.4E-05	2.50	53.3%	NT
541	T	1.2E-03	1.4E-03	6.3E-04	No	1.8E-04	0.50	68.8%	NT
S30B	S	2.9E-03	1.4E-04	1.1E-02	No	-6.2E-04	3.67	99.7%	D
S35B	S	2.5E-02	2.7E-03	5.3E-02	No	2.9E-04	2.17	77.3%	NT
S67B	T	7.3E-02	7.5E-02	2.0E-02	No	-2.0E-04	0.27	100.0%	D
S68B	T	4.1E-04	1.4E-04	6.1E-04	No	8.5E-05	1.48	67.0%	NT
S69B	T	4.0E-04	1.2E-04	4.8E-04	No	-3.0E-04	1.21	89.5%	NT
S70B	T	4.9E-03	5.0E-04	7.8E-03	No	1.4E-03	1.61	100.0%	I
S71B	T	1.3E-03	3.2E-04	2.1E-03	No	6.6E-04	1.62	98.8%	I
S73B	T	1.9E-03	2.8E-04	5.2E-03	No	-8.7E-06	2.77	100.0%	D
cis-1,2-DICHLOROETHYLENE									

Project: Pinellas_Layer1 **User Name:** C. Collins

Location: Pinellas **State:** Florida

Well	Source/Tail	Average Conc (mg/L)	Median Conc (mg/L)	Standard Deviation	All Samples "ND" ?	Ln Slope	Coefficient of Variation	Confidence in Trend	Concentration Trend
cis-1,2-DICHLOROETHYLENE									
0541	T	2.3E-03	1.9E-03	1.2E-03	No	-6.3E-04	0.54	99.9%	D
0550-1	T	4.6E-04	1.5E-04	8.5E-04	No	-1.6E-03	1.85	98.1%	D
0551-1	T	1.4E-04	7.5E-05	1.1E-04	Yes	-4.2E-04	0.81	99.8%	ND
0554A	T	2.4E-04	7.5E-05	6.3E-04	No	-1.7E-04	2.61	96.8%	D
0555A	T	1.2E-04	7.5E-05	9.4E-05	Yes	-1.6E-04	0.79	99.0%	ND
0561-1	T	1.1E-04	7.5E-05	8.5E-05	Yes	-8.1E-05	0.75	88.3%	ND
0564-1	T	1.4E-04	7.5E-05	1.2E-04	Yes	-1.2E-03	0.84	96.6%	ND
0565-1	T	1.9E-04	7.5E-05	1.6E-04	No	2.5E-05	0.86	60.4%	NT
0568-1	T	9.9E-05	7.5E-05	7.3E-05	Yes	-1.3E-04	0.74	90.3%	ND
0569-1	T	4.1E-04	7.5E-05	1.3E-03	No	-2.3E-04	3.19	94.7%	PD
0570-1	T	8.6E-05	7.5E-05	5.2E-05	Yes	1.1E-04	0.61	98.9%	ND
0572-1	T	1.5E-04	7.5E-05	1.8E-04	No	2.5E-05	1.22	58.5%	NT
0573-1	T	1.3E-04	7.5E-05	1.4E-04	Yes	9.0E-05	1.12	77.4%	ND
0574-1	T	3.1E-02	9.2E-03	4.0E-02	No	-7.9E-04	1.28	99.1%	D
0575-1	T	1.2E-04	7.5E-05	1.2E-04	Yes	1.6E-04	1.00	98.3%	ND
0576-1	T	2.7E-03	1.5E-03	2.9E-03	No	-1.1E-03	1.06	100.0%	D
0577-1	T	9.2E-05	7.5E-05	6.9E-05	No	2.0E-04	0.75	99.3%	I
0578-1	T	1.1E-04	7.5E-05	1.4E-04	Yes	2.8E-04	1.30	99.3%	ND
0579-1	T	1.1E-04	7.5E-05	1.4E-04	Yes	2.8E-04	1.30	99.3%	ND
0580-1	T	1.4E-04	7.5E-05	1.4E-04	No	2.0E-05	1.01	56.1%	NT
0581-1	T	1.2E-04	7.5E-05	1.3E-04	No	1.4E-04	1.13	90.2%	PI
0582-1	T	5.4E-04	7.5E-05	1.4E-03	No	1.0E-04	2.60	65.2%	NT
0583-1	T	2.3E-04	7.5E-05	4.3E-04	No	4.4E-04	1.84	99.3%	I
0584-1	T	3.0E-04	7.5E-05	6.4E-04	No	1.5E-04	2.14	75.9%	NT
0585-1	T	9.0E-03	1.2E-03	1.7E-02	No	-1.4E-03	1.91	99.9%	D
0586-1	T	3.4E-04	2.8E-04	2.7E-04	No	-3.8E-04	0.80	99.5%	D
0587-1	T	7.2E-02	1.2E-04	1.9E-01	No	-1.8E-03	2.66	99.9%	D
0588-1	T	2.3E-04	2.1E-04	1.5E-04	No	-2.3E-04	0.66	95.3%	D
511	T	4.2E-04	5.0E-04	1.3E-04	Yes	-4.3E-04	0.30	99.9%	ND
521	T	1.8E-03	1.6E-03	1.3E-03	No	-7.9E-05	0.75	71.3%	S
531	T	1.1E-03	8.1E-04	1.0E-03	No	-9.1E-04	0.93	90.9%	PD
541	T	3.7E-04	3.3E-04	2.7E-04	No	-6.2E-06	0.73	100.0%	D
S30B	S	4.4E+00	5.0E-02	7.2E+00	No	-1.1E-03	1.63	100.0%	D
S31B	T	7.4E-04	8.3E-04	3.7E-04	No	-3.7E-04	0.50	97.8%	D
S32B	T	4.3E-02	4.6E-03	1.2E-01	No	-2.2E-03	2.73	100.0%	D
S35B	S	4.7E+01	4.6E+01	2.7E+01	No	-6.5E-04	0.57	100.0%	D
S36B	S	3.6E-04	3.3E-04	2.4E-04	No	-2.9E-04	0.67	99.1%	D
S37B	S	1.5E-01	5.6E-02	2.1E-01	No	-3.3E-04	1.42	67.2%	NT
S67B	T	2.0E-02	1.7E-02	1.4E-02	No	-3.8E-04	0.67	100.0%	D
S68B	T	2.1E-04	1.6E-04	1.5E-04	No	-1.8E-04	0.73	100.0%	D
S69B	T	2.1E-04	1.7E-04	1.4E-04	No	-2.4E-04	0.70	100.0%	D
S70B	T	1.6E-02	1.5E-02	8.6E-03	No	-3.4E-04	0.54	100.0%	D
S71B	T	1.2E-03	2.5E-04	2.4E-03	No	-4.1E-04	1.99	100.0%	D
S73B	T	4.6E-04	2.5E-04	8.6E-04	No	-2.1E-04	1.87	99.9%	D
trans-1,2-DICHLOROETHENE									
0541	T	8.4E-04	8.9E-04	3.9E-04	No	4.0E-04	0.46	86.6%	NT
0550-1	T	1.5E-04	1.5E-04	7.3E-05	Yes	-7.2E-04	0.49	97.7%	ND
0551-1	T	1.1E-04	7.5E-05	6.5E-05	Yes	-3.1E-04	0.58	99.8%	ND
0554A	T	1.6E-04	7.5E-05	1.6E-04	No	3.1E-05	0.98	65.5%	NT

Project: Pinellas_Layer1 **User Name:** C. Collins

Location: Pinellas **State:** Florida

Well	Source/Tail	Average Conc (mg/L)	Median Conc (mg/L)	Standard Deviation	All Samples "ND" ?	Ln Slope	Coefficient of Variation	Confidence in Trend	Concentration Trend
trans-1,2-DICHLOROETHENE									
0555A	T	1.0E-04	7.5E-05	5.7E-05	Yes	-9.8E-05	0.55	96.6%	ND
0561-1	T	1.0E-04	7.5E-05	5.5E-05	Yes	-2.3E-05	0.54	66.2%	ND
0564-1	T	1.1E-04	7.5E-05	6.7E-05	Yes	-9.1E-04	0.60	96.6%	ND
0565-1	T	1.4E-04	7.5E-05	1.4E-04	No	4.6E-05	1.05	71.5%	NT
0568-1	T	9.4E-05	7.5E-05	5.8E-05	Yes	-9.8E-05	0.62	87.4%	ND
0569-1	T	8.9E-05	7.5E-05	4.0E-05	Yes	4.8E-05	0.45	87.7%	ND
0570-1	T	8.8E-05	7.5E-05	6.3E-05	Yes	1.2E-04	0.71	98.9%	ND
0572-1	T	1.2E-04	7.5E-05	1.5E-04	Yes	1.6E-04	1.24	96.3%	ND
0573-1	T	1.3E-04	7.5E-05	1.7E-04	Yes	1.0E-04	1.23	79.9%	ND
0574-1	T	4.1E-04	2.2E-04	4.0E-04	No	1.1E-04	0.98	80.0%	NT
0575-1	T	1.3E-04	7.5E-05	1.4E-04	Yes	1.8E-04	1.09	98.9%	ND
0576-1	T	3.9E-04	1.6E-04	4.9E-04	No	4.2E-04	1.25	97.8%	I
0577-1	T	8.2E-05	7.5E-05	2.8E-05	Yes	1.2E-04	0.34	99.3%	ND
0578-1	T	1.2E-04	7.5E-05	1.7E-04	Yes	2.9E-04	1.44	99.3%	ND
0579-1	T	1.2E-04	7.5E-05	1.7E-04	Yes	2.9E-04	1.44	99.3%	ND
0580-1	T	2.8E-04	7.5E-05	4.9E-04	No	4.1E-04	1.75	98.3%	I
0581-1	T	1.8E-04	7.5E-05	2.0E-04	No	4.9E-04	1.13	100.0%	I
0582-1	T	4.3E-04	7.5E-05	6.5E-04	No	5.1E-04	1.52	98.5%	I
0583-1	T	1.1E-04	7.5E-05	1.2E-04	No	2.3E-04	1.02	98.4%	I
0584-1	T	9.2E-05	7.5E-05	3.9E-05	No	1.7E-04	0.43	99.6%	I
0585-1	T	9.1E-04	4.1E-04	1.3E-03	No	1.1E-04	1.38	67.0%	NT
0586-1	T	9.9E-05	7.5E-05	5.9E-05	No	2.0E-04	0.60	99.5%	I
0587-1	T	7.2E-04	1.6E-04	1.6E-03	No	-6.1E-04	2.19	99.0%	D
0588-1	T	1.0E-04	7.5E-05	6.1E-05	Yes	6.0E-05	0.61	75.4%	ND
511	T	4.2E-04	5.0E-04	1.3E-04	Yes	-4.3E-04	0.30	99.9%	ND
521	T	3.2E-04	2.5E-04	1.6E-04	No	-1.6E-04	0.49	95.4%	D
531	T	1.7E-04	2.2E-04	7.5E-05	Yes	-1.0E-03	0.45	99.6%	ND
541	T	1.1E-04	7.5E-05	6.2E-05	Yes	-2.8E-04	0.58	100.0%	ND
S30B	S	3.8E-01	7.2E-03	1.2E+00	No	-8.6E-04	3.26	100.0%	D
S31B	T	3.7E-04	3.4E-04	1.4E-04	No	-3.7E-04	0.37	100.0%	D
S32B	T	1.9E-03	5.0E-04	3.3E-03	No	-1.4E-03	1.74	100.0%	D
S35B	S	5.6E+00	5.9E+00	2.9E+00	No	-3.7E-04	0.52	100.0%	D
S36B	S	3.0E-04	2.5E-04	1.6E-04	No	-4.7E-04	0.54	100.0%	D
S37B	S	2.4E-03	1.2E-03	3.9E-03	No	-7.3E-04	1.60	95.9%	D
S67B	T	3.8E-03	3.4E-03	1.4E-03	No	-1.0E-04	0.38	99.9%	D
S68B	T	2.0E-04	7.5E-05	1.6E-04	Yes	-2.5E-04	0.82	100.0%	ND
S69B	T	2.1E-04	1.3E-04	1.7E-04	Yes	-2.8E-04	0.80	100.0%	ND
S70B	T	4.5E-04	4.7E-04	1.9E-04	No	-1.0E-04	0.43	99.7%	D
S71B	T	4.9E-04	1.9E-04	8.8E-04	No	-3.5E-04	1.80	100.0%	D
S73B	T	2.8E-04	2.0E-04	3.1E-04	No	-2.5E-04	1.13	100.0%	D
TRICHLOROETHYLENE (TCE)									
0541	T	1.1E-04	8.0E-05	3.6E-05	Yes	4.1E-04	0.33	100.0%	ND
0550-1	T	1.6E-04	1.6E-04	8.5E-05	Yes	-7.8E-04	0.52	98.0%	ND
0551-1	T	1.2E-04	8.0E-05	7.6E-05	Yes	-3.3E-04	0.62	99.8%	ND
0554A	T	1.6E-04	8.0E-05	2.8E-04	No	-1.6E-04	1.76	98.8%	D
0555A	T	1.1E-04	8.0E-05	6.4E-05	Yes	-1.2E-04	0.58	98.8%	ND
0561-1	T	1.1E-04	8.0E-05	5.9E-05	Yes	-5.9E-05	0.55	86.4%	ND
0564-1	T	1.2E-04	8.0E-05	7.9E-05	Yes	-9.6E-04	0.64	96.6%	ND
0565-1	T	1.3E-04	8.0E-05	1.2E-04	Yes	6.8E-06	0.91	100.0%	ND

Project: Pinellas_Layer1 **User Name:** C. Collins

Location: Pinellas **State:** Florida

Well	Source/Tail	Average Conc (mg/L)	Median Conc (mg/L)	Standard Deviation	All Samples "ND" ?	Ln Slope	Coefficient of Variation	Confidence in Trend	Concentration Trend
TRICHLOROETHYLENE (TCE)									
0568-1	T	1.0E-04	8.0E-05	6.4E-05	Yes	-1.0E-04	0.64	88.0%	ND
0569-1	T	9.2E-05	8.0E-05	3.7E-05	Yes	1.9E-05	0.41	70.0%	ND
0570-1	T	9.0E-05	8.0E-05	4.7E-05	Yes	9.7E-05	0.52	98.9%	ND
0572-1	T	1.2E-04	8.0E-05	1.2E-04	Yes	1.3E-04	1.02	93.9%	ND
0573-1	T	1.3E-04	8.0E-05	1.4E-04	Yes	7.6E-05	1.03	74.4%	ND
0574-1	T	1.2E-04	8.0E-05	1.1E-04	Yes	1.2E-04	0.91	96.1%	ND
0575-1	T	1.2E-04	8.0E-05	1.1E-04	Yes	1.4E-04	0.92	97.3%	ND
0576-1	T	8.7E-05	8.0E-05	2.2E-05	Yes	1.0E-04	0.25	99.8%	ND
0577-1	T	8.4E-05	8.0E-05	1.8E-05	Yes	8.0E-05	0.21	99.3%	ND
0578-1	T	1.1E-04	8.0E-05	1.3E-04	Yes	2.6E-04	1.16	99.3%	ND
0579-1	T	1.3E-04	8.0E-05	1.4E-04	No	2.1E-04	1.09	94.8%	PI
0580-1	T	8.7E-05	8.0E-05	2.2E-05	Yes	9.3E-05	0.25	99.5%	ND
0581-1	T	1.1E-04	8.0E-05	1.2E-04	Yes	2.0E-04	1.06	99.1%	ND
0582-1	T	8.7E-05	8.0E-05	2.2E-05	Yes	1.0E-04	0.25	99.8%	ND
0583-1	T	8.8E-05	8.0E-05	2.3E-05	Yes	1.1E-04	0.26	99.8%	ND
0584-1	T	8.7E-05	8.0E-05	2.2E-05	Yes	1.0E-04	0.25	99.8%	ND
0585-1	T	7.5E-04	8.0E-05	1.4E-03	No	-6.5E-04	1.92	99.4%	D
0586-1	T	8.8E-05	8.0E-05	2.3E-05	Yes	1.1E-04	0.26	99.8%	ND
0587-1	T	1.7E-04	8.0E-05	3.1E-04	No	-9.0E-05	1.87	73.1%	NT
0588-1	T	1.0E-04	8.0E-05	5.9E-05	Yes	1.3E-05	0.58	56.5%	ND
511	T	4.2E-04	5.0E-04	1.3E-04	Yes	-4.3E-04	0.30	99.9%	ND
521	T	1.0E-03	6.6E-04	1.1E-03	No	2.2E-06	1.09	100.0%	I
531	T	1.9E-04	2.5E-04	8.8E-05	Yes	-1.1E-03	0.47	99.6%	ND
541	T	1.2E-04	8.0E-05	7.3E-05	Yes	-3.0E-04	0.61	100.0%	ND
S30B	S	2.5E+00	1.7E-02	6.1E+00	No	-1.1E-03	2.48	100.0%	D
S31B	T	5.2E-04	2.7E-04	3.8E-04	No	-6.1E-04	0.74	100.0%	D
S32B	T	8.7E-04	3.6E-04	1.4E-03	No	-8.6E-04	1.58	99.9%	D
S35B	S	2.1E+01	1.6E+01	1.9E+01	No	-5.5E-04	0.91	100.0%	D
S36B	S	2.8E-04	2.5E-04	1.6E-04	No	-3.3E-04	0.56	99.8%	D
S37B	S	6.1E-03	9.2E-04	1.6E-02	No	-1.1E-03	2.65	97.8%	D
S67B	T	1.3E-03	2.5E-04	1.9E-03	No	-3.7E-04	1.49	100.0%	D
S68B	T	2.0E-04	8.0E-05	1.6E-04	Yes	-2.5E-04	0.79	100.0%	ND
S69B	T	2.1E-04	1.2E-04	1.6E-04	Yes	-2.8E-04	0.77	100.0%	ND
S70B	T	2.3E-04	8.0E-05	2.4E-04	No	-2.6E-04	1.05	100.0%	D
S71B	T	2.1E-04	8.0E-05	1.7E-04	No	-2.6E-04	0.80	100.0%	D
S73B	T	2.3E-04	1.5E-04	2.3E-04	No	-2.5E-04	0.97	100.0%	D
VINYL CHLORIDE									
0541	T	1.1E-02	1.0E-02	5.1E-03	No	4.1E-04	0.47	91.4%	PI
0550-1	T	1.8E-04	2.0E-04	8.7E-05	Yes	-1.1E-03	0.49	99.4%	ND
0551-1	T	1.6E-04	5.0E-05	1.6E-04	No	-1.7E-04	1.02	76.9%	NT
0554A	T	7.3E-04	2.0E-04	1.7E-03	No	3.8E-04	2.34	99.0%	I
0555A	T	1.0E-04	5.0E-05	8.6E-05	Yes	-2.0E-04	0.84	98.9%	ND
0561-1	T	1.0E-04	5.0E-05	8.8E-05	Yes	-8.7E-05	0.84	81.7%	ND
0564-1	T	1.6E-04	2.0E-04	9.0E-05	Yes	-1.9E-03	0.58	99.9%	ND
0565-1	T	1.5E-04	5.0E-05	1.9E-04	No	7.4E-08	1.25	100.0%	I
0568-1	T	9.0E-05	5.0E-05	7.2E-05	Yes	-4.0E-04	0.80	99.9%	ND
0569-1	T	2.2E-04	5.0E-05	4.2E-04	No	-1.6E-04	1.91	86.9%	NT
0570-1	T	8.4E-05	5.0E-05	1.0E-04	Yes	4.0E-05	1.22	65.5%	ND
0572-1	T	2.2E-04	5.0E-05	4.1E-04	No	1.1E-04	1.83	71.7%	NT

Project: Pinellas_Layer1 **User Name:** C. Collins

Location: Pinellas **State:** Florida

Well	Source/Tail	Average Conc (mg/L)	Median Conc (mg/L)	Standard Deviation	All Samples "ND" ?	Ln Slope	Coefficient of Variation	Confidence in Trend	Concentration Trend
VINYL CHLORIDE									
0573-1	T	1.2E-04	5.0E-05	2.2E-04	Yes	1.7E-04	1.89	88.1%	ND
0574-1	T	2.1E-02	1.4E-02	1.7E-02	No	-2.8E-04	0.82	93.9%	PD
0575-1	T	9.1E-04	2.3E-04	1.2E-03	No	1.0E-03	1.28	100.0%	I
0576-1	T	7.7E-03	5.4E-03	8.4E-03	No	-1.0E-03	1.10	99.5%	D
0577-1	T	6.3E-05	5.0E-05	5.1E-05	Yes	2.1E-04	0.82	99.3%	ND
0578-1	T	1.1E-04	5.0E-05	2.4E-04	Yes	3.8E-04	2.17	99.3%	ND
0579-1	T	1.1E-04	5.0E-05	2.4E-04	Yes	3.8E-04	2.17	99.3%	ND
0580-1	T	9.1E-04	5.0E-05	1.7E-03	No	4.4E-04	1.85	89.7%	NT
0581-1	T	7.4E-04	1.2E-04	1.3E-03	No	8.1E-04	1.69	99.7%	I
0582-1	T	5.5E-03	1.1E-03	1.2E-02	No	6.1E-04	2.12	89.0%	NT
0583-1	T	3.9E-04	5.0E-05	7.2E-04	No	4.9E-04	1.84	96.1%	I
0584-1	T	1.1E-03	2.5E-04	2.3E-03	No	3.5E-04	2.06	84.2%	NT
0585-1	T	1.8E-02	3.7E-03	4.0E-02	No	-6.3E-05	2.23	56.7%	NT
0586-1	T	8.1E-04	4.5E-04	1.0E-03	No	1.6E-04	1.23	68.3%	NT
0587-1	T	3.7E-02	2.0E-04	9.1E-02	No	-1.6E-03	2.47	99.7%	D
0588-1	T	6.7E-04	6.3E-04	4.4E-04	No	1.0E-04	0.65	68.8%	NT
511	T	4.2E-04	5.0E-04	1.3E-04	Yes	-4.3E-04	0.30	99.9%	ND
521	T	1.1E-03	9.0E-04	8.6E-04	No	-2.1E-04	0.79	89.0%	S
531	T	2.1E-04	2.5E-04	6.9E-05	Yes	-8.4E-04	0.33	96.9%	ND
541	T	1.4E-04	5.0E-05	1.1E-04	No	-2.7E-04	0.83	96.0%	D
S30B	S	3.7E-01	6.1E-02	6.4E-01	No	-4.4E-04	1.72	100.0%	D
S31B	T	8.4E-04	5.0E-04	1.2E-03	No	-6.8E-04	1.48	99.5%	D
S32B	T	1.8E-02	1.4E-03	3.8E-02	No	-2.4E-03	2.08	100.0%	D
S35B	S	1.1E+01	1.1E+01	5.4E+00	No	-5.1E-04	0.49	100.0%	D
S36B	S	4.3E-04	2.5E-04	4.8E-04	No	-4.9E-04	1.13	100.0%	D
S37B	S	8.5E-02	5.3E-02	9.2E-02	No	-4.6E-04	1.08	82.6%	NT
S67B	T	3.2E-01	3.1E-01	1.6E-01	No	-2.3E-04	0.48	100.0%	D
S68B	T	2.7E-04	2.5E-04	2.1E-04	No	-1.2E-04	0.78	95.9%	D
S69B	T	2.1E-04	2.3E-04	1.8E-04	Yes	-3.5E-04	0.85	100.0%	ND
S70B	T	1.2E-02	7.7E-03	9.5E-03	No	-2.5E-04	0.78	100.0%	D
S71B	T	4.0E-04	2.5E-04	5.8E-04	No	-1.3E-04	1.46	93.4%	PD
S73B	T	1.9E-03	4.6E-04	7.2E-03	No	2.7E-05	3.85	63.7%	NT

Note: Increasing (I); Probably Increasing (PI); Stable (S); Probably Decreasing (PD); Decreasing (D); No Trend (NT); Non-detect (ND); Not Applicable (N/A) - Due to insufficient Data (< 4 sampling events); COV = Coefficient of Variation

MAROS Linear Regression Statistics Summary

Project: Pinellas_Layer2 **User Name:** C. Collins

Location: Pinellas **State:** Florida

Time Period: 1/7/2000 **to** 3/5/2024 11:
Consolidation Period: No Time Consolidation
Consolidation Type: Median
Duplicate Consolidation: Average
ND Values: 1/2 Detection Limit
J Flag Values : Actual Value

Well	Source/Tail	Average Conc (mg/L)	Median Conc (mg/L)	Standard Deviation	All Samples "ND" ?	Ln Slope	Coefficient of Variation	Confidence in Trend	Concentration Trend
1,4-DIOXANE (P-DIOXANE)									
0542	T	1.9E-02	2.2E-02	1.1E-02	No	1.4E-03	0.58	99.8%	I
0550-2	T	3.0E-04	3.0E-04	3.5E-05	Yes	0.0E+00	0.00	0.0%	ND
0551-2	T	2.4E-03	6.1E-04	3.5E-03	No	4.2E-04	1.47	95.0%	I
0554B	T	1.9E-02	8.2E-03	2.0E-02	No	8.8E-04	1.07	100.0%	I
0555B	T	5.4E-04	1.1E-04	1.7E-03	No	2.2E-04	3.07	84.7%	NT
0561-2	S	1.5E-04	1.1E-04	8.4E-05	No	1.3E-04	0.56	89.8%	NT
0564-2	T	3.9E-04	3.8E-04	8.1E-05	Yes	-5.2E-04	0.21	99.6%	ND
0565-2	T	4.5E-04	3.2E-04	5.2E-04	No	-5.7E-05	1.14	67.0%	NT
0568-2	T	1.5E-03	9.0E-04	2.6E-03	No	-7.2E-05	1.68	60.1%	NT
0569-2	T	1.8E-03	1.8E-03	8.1E-04	No	-8.1E-05	0.46	85.5%	S
0570-2	T	1.0E-03	9.9E-04	6.2E-04	No	3.0E-05	0.61	60.0%	NT
0572-2	T	1.7E-03	1.7E-03	1.1E-03	No	-1.6E-04	0.64	87.9%	S
0573-2	T	3.7E-04	3.3E-04	2.3E-04	No	1.7E-04	0.63	95.4%	I
0574-2	T	1.3E-03	1.3E-03	9.4E-04	No	1.2E-04	0.72	75.0%	NT
0575-2	T	7.9E-04	7.5E-04	7.5E-04	No	-4.1E-05	0.95	59.6%	S
0576-2	T	7.1E-02	5.8E-02	5.5E-02	No	3.9E-04	0.78	100.0%	I
0577-2	T	1.5E-03	4.4E-04	2.4E-03	No	9.0E-04	1.61	100.0%	I
0578-2	T	3.2E-04	1.4E-04	4.1E-04	No	-2.0E-04	1.30	86.2%	NT
0579-2	T	2.9E-04	1.2E-04	4.9E-04	No	3.9E-05	1.73	59.6%	NT
0580-2	T	1.4E-01	1.5E-01	4.2E-02	No	-2.0E-04	0.31	100.0%	D
0581-2	T	1.0E-01	1.1E-01	7.4E-02	No	1.0E-03	0.73	100.0%	I
0582-2	T	1.3E-01	1.0E-01	1.2E-01	No	-9.2E-04	0.92	100.0%	D
0583-2	T	4.2E-03	3.8E-03	2.2E-03	No	1.1E-04	0.52	84.7%	NT
0584-2	S	1.5E-03	1.2E-03	1.2E-03	No	4.2E-04	0.80	99.1%	I
0585-2	S	5.5E-03	5.1E-03	3.2E-03	No	1.0E-04	0.59	74.2%	NT
0586-2	T	1.7E-03	1.2E-03	1.3E-03	No	3.7E-04	0.77	97.1%	I
0587-2	T	4.5E-03	3.5E-03	3.7E-03	No	2.2E-04	0.82	83.4%	NT
0588-2	T	5.2E-03	3.5E-03	4.1E-03	No	-3.6E-04	0.79	99.8%	D
542	T	1.9E-03	1.9E-03	8.9E-04	No	1.3E-04	0.46	65.6%	NT
cis-1,2-DICHLOROETHYLENE									
0542	T	3.6E-03	4.2E-03	2.3E-03	No	-7.4E-04	0.64	81.7%	S
0550-2	T	1.9E-04	1.5E-04	1.3E-04	Yes	-1.1E-03	0.65	98.9%	ND
0551-2	T	1.5E-04	7.5E-05	1.5E-04	No	-3.1E-05	0.97	65.2%	S
0554B	T	6.4E-04	3.3E-04	7.5E-04	No	6.2E-06	1.18	100.0%	I
0555B	T	1.2E-04	7.5E-05	9.5E-05	Yes	-1.6E-04	0.79	98.7%	ND
0561-2	S	1.1E-04	7.5E-05	8.6E-05	Yes	-1.3E-04	0.78	95.9%	ND
0564-2	T	1.5E-04	7.5E-05	1.1E-04	No	-1.5E-03	0.76	99.1%	D
0565-2	T	4.3E-04	3.8E-04	1.8E-04	No	-6.3E-05	0.41	82.2%	S

Project: Pinellas_Layer2 **User Name:** C. Collins

Location: Pinellas **State:** Florida

Well	Source/Tail	Average Conc (mg/L)	Median Conc (mg/L)	Standard Deviation	All Samples "ND" ?	Ln Slope	Coefficient of Variation	Confidence in Trend	Concentration Trend
cis-1,2-DICHLOROETHYLENE									
0568-2	T	1.3E-04	7.5E-05	2.1E-04	No	-2.9E-04	1.58	98.1%	D
0569-2	T	1.5E-01	1.1E-03	4.0E-01	No	-1.8E-03	2.68	100.0%	D
0570-2	T	1.4E-04	7.5E-05	1.7E-04	No	3.5E-04	1.19	100.0%	I
0572-2	T	3.7E-02	6.2E-04	7.1E-02	No	-1.7E-03	1.93	100.0%	D
0573-2	T	1.4E-04	7.5E-05	1.3E-04	No	1.7E-04	0.93	97.7%	I
0574-2	T	4.8E-02	1.1E-02	8.9E-02	No	-1.6E-03	1.85	100.0%	D
0575-2	T	1.8E-04	1.6E-04	1.4E-04	No	2.2E-04	0.76	99.3%	I
0576-2	T	4.3E-03	4.5E-03	3.3E-03	No	-9.3E-04	0.78	100.0%	D
0577-2	T	2.7E-04	7.5E-05	5.5E-04	No	4.9E-04	1.99	100.0%	I
0578-2	T	1.1E-04	7.5E-05	1.4E-04	Yes	2.6E-04	1.28	99.3%	ND
0579-2	T	1.1E-04	7.5E-05	1.4E-04	Yes	2.5E-04	1.22	99.6%	ND
0580-2	T	7.7E-03	2.5E-03	8.4E-03	No	-1.5E-03	1.09	100.0%	D
0581-2	T	2.7E-03	2.1E-03	2.4E-03	No	-8.9E-04	0.89	100.0%	D
0582-2	T	6.5E-03	1.1E-03	8.2E-03	No	-8.5E-04	1.27	98.9%	D
0583-2	T	2.8E-03	2.3E-03	2.6E-03	No	1.2E-03	0.94	100.0%	I
0584-2	S	5.0E-01	1.4E-03	1.2E+00	No	-3.9E-04	2.39	74.8%	NT
0585-2	S	3.4E+00	3.6E+00	2.9E+00	No	-2.8E-03	0.85	100.0%	D
0586-2	T	7.6E-03	3.0E-03	1.2E-02	No	-1.3E-03	1.62	100.0%	D
0587-2	T	9.3E-01	3.1E-02	2.1E+00	No	-2.3E-03	2.22	100.0%	D
0588-2	T	4.7E-03	1.3E-03	6.3E-03	No	-1.0E-03	1.36	100.0%	D
512	T	4.1E-04	5.0E-04	1.3E-04	Yes	-5.2E-04	0.32	99.9%	ND
522	S	1.3E-03	5.0E-04	3.6E-03	No	-5.5E-04	2.81	99.2%	D
532	T	3.0E-03	1.5E-03	3.0E-03	No	-1.7E-03	1.00	94.8%	PD
542	T	8.7E-04	6.6E-04	7.2E-04	No	-2.6E-04	0.84	95.2%	D
trans-1,2-DICHLOROETHENE									
0542	T	1.1E-03	1.2E-03	5.4E-04	No	8.6E-04	0.49	99.6%	I
0550-2	T	1.5E-04	1.5E-04	7.3E-05	Yes	-7.2E-04	0.49	97.7%	ND
0551-2	T	1.3E-04	7.5E-05	1.3E-04	No	1.8E-05	0.99	60.3%	NT
0554B	T	7.7E-04	2.2E-04	1.1E-03	No	5.3E-04	1.47	100.0%	I
0555B	T	1.0E-04	7.5E-05	5.8E-05	Yes	-9.9E-05	0.56	95.7%	ND
0561-2	S	9.9E-05	7.5E-05	5.3E-05	Yes	-6.9E-05	0.54	88.6%	ND
0564-2	T	1.1E-04	7.5E-05	6.7E-05	Yes	-9.1E-04	0.60	96.6%	ND
0565-2	T	1.4E-04	7.5E-05	9.4E-05	No	-1.3E-04	0.66	93.6%	PD
0568-2	T	8.2E-05	7.5E-05	3.2E-05	Yes	-7.9E-05	0.39	93.1%	ND
0569-2	T	1.3E-03	7.5E-05	3.0E-03	No	-7.8E-04	2.24	100.0%	D
0570-2	T	1.1E-04	7.5E-05	1.4E-04	Yes	1.8E-04	1.29	99.6%	ND
0572-2	T	4.1E-04	7.5E-05	5.8E-04	No	-2.8E-04	1.43	92.7%	PD
0573-2	T	1.3E-04	7.5E-05	1.5E-04	Yes	1.2E-04	1.09	91.4%	ND
0574-2	T	6.8E-04	3.0E-04	8.8E-04	No	-2.1E-04	1.28	90.4%	PD
0575-2	T	1.3E-04	7.5E-05	1.4E-04	Yes	1.8E-04	1.09	98.9%	ND
0576-2	T	1.9E-03	6.6E-04	2.3E-03	No	9.7E-04	1.20	100.0%	I
0577-2	T	1.5E-04	7.5E-05	2.0E-04	Yes	3.4E-04	1.35	99.9%	ND
0578-2	T	1.1E-04	7.5E-05	1.6E-04	Yes	2.8E-04	1.43	99.3%	ND
0579-2	T	1.2E-04	7.5E-05	1.6E-04	Yes	2.7E-04	1.35	99.6%	ND
0580-2	T	5.6E-03	5.0E-03	1.6E-03	No	-1.5E-04	0.29	100.0%	D
0581-2	T	3.0E-03	3.3E-03	2.5E-03	No	9.2E-04	0.83	100.0%	I
0582-2	T	5.5E-03	5.8E-03	3.0E-03	No	-3.0E-04	0.55	98.8%	D
0583-2	T	1.5E-03	1.7E-03	8.4E-04	No	1.8E-04	0.56	86.9%	NT
0584-2	S	3.6E-03	1.9E-04	6.9E-03	No	6.6E-05	1.89	57.1%	NT

Project: Pinellas_Layer2 **User Name:** C. Collins

Location: Pinellas **State:** Florida

Well	Source/Tail	Average Conc (mg/L)	Median Conc (mg/L)	Standard Deviation	All Samples "ND" ?	Ln Slope	Coefficient of Variation	Confidence in Trend	Concentration Trend
trans-1,2-DICHLOROETHENE									
0585-2	S	3.9E-02	4.0E-02	3.4E-02	No	-9.4E-04	0.87	100.0%	D
0586-2	T	2.2E-04	7.5E-05	4.2E-04	No	2.8E-04	1.88	97.6%	I
0587-2	T	1.0E-02	3.7E-03	1.5E-02	No	-1.3E-03	1.43	100.0%	D
0588-2	T	1.4E-04	7.5E-05	1.4E-04	No	1.1E-04	0.98	79.7%	NT
512	T	4.1E-04	5.0E-04	1.3E-04	Yes	-5.2E-04	0.32	99.9%	ND
522	S	4.4E-04	5.0E-04	1.6E-04	Yes	-3.5E-04	0.37	100.0%	ND
532	T	1.8E-04	2.2E-04	6.6E-05	No	-5.8E-04	0.36	91.2%	PD
542	T	1.2E-04	7.5E-05	7.4E-05	Yes	-2.8E-04	0.63	99.9%	ND
TRICHLOROETHYLENE (TCE)									
0542	T	9.6E-05	8.0E-05	3.1E-05	Yes	3.3E-04	0.32	99.3%	ND
0550-2	T	1.6E-04	1.6E-04	8.5E-05	Yes	-7.8E-04	0.52	98.0%	ND
0551-2	T	1.3E-04	8.0E-05	1.4E-04	Yes	-4.2E-05	1.06	73.6%	ND
0554B	T	1.5E-04	8.0E-05	2.0E-04	No	-1.1E-04	1.39	97.1%	D
0555B	T	1.1E-04	8.0E-05	6.5E-05	Yes	-1.3E-04	0.58	98.5%	ND
0561-2	S	1.1E-04	8.0E-05	5.9E-05	Yes	-9.5E-05	0.56	95.3%	ND
0564-2	T	1.2E-04	8.0E-05	7.9E-05	Yes	-9.6E-04	0.64	96.6%	ND
0565-2	T	1.2E-04	8.0E-05	8.6E-05	No	-7.3E-05	0.69	83.8%	S
0568-2	T	8.9E-05	8.0E-05	3.8E-05	Yes	-8.3E-05	0.43	93.1%	ND
0569-2	T	1.1E-04	8.0E-05	7.1E-05	Yes	-8.4E-05	0.62	92.7%	ND
0570-2	T	1.0E-04	8.0E-05	1.1E-04	Yes	1.5E-04	1.02	99.5%	ND
0572-2	T	1.2E-04	8.0E-05	1.2E-04	Yes	9.6E-05	1.02	87.3%	ND
0573-2	T	1.3E-04	8.0E-05	1.2E-04	Yes	7.0E-05	0.93	82.0%	ND
0574-2	T	1.1E-04	8.0E-05	1.1E-04	Yes	1.7E-04	0.93	99.7%	ND
0575-2	T	1.2E-04	8.0E-05	1.1E-04	Yes	1.4E-04	0.92	97.3%	ND
0576-2	T	9.6E-05	8.0E-05	3.0E-05	Yes	1.3E-04	0.32	99.9%	ND
0577-2	T	1.6E-04	8.0E-05	1.7E-04	No	2.2E-04	1.11	97.5%	I
0578-2	T	1.1E-04	8.0E-05	1.3E-04	Yes	2.5E-04	1.14	99.3%	ND
0579-2	T	1.2E-04	8.0E-05	1.3E-04	No	1.8E-04	1.04	95.8%	I
0580-2	T	9.6E-05	8.0E-05	3.1E-05	Yes	1.2E-04	0.32	99.6%	ND
0581-2	T	1.2E-04	8.0E-05	9.1E-05	Yes	2.2E-05	0.77	59.5%	ND
0582-2	T	9.3E-05	8.0E-05	2.7E-05	No	5.2E-05	0.29	84.7%	NT
0583-2	T	8.7E-05	8.0E-05	2.2E-05	Yes	9.2E-05	0.25	99.6%	ND
0584-2	S	5.6E-04	8.0E-05	1.6E-03	Yes	1.7E-04	2.83	79.6%	ND
0585-2	S	5.5E-01	1.3E-01	7.3E-01	No	-2.4E-03	1.32	100.0%	D
0586-2	T	9.2E-05	8.0E-05	2.7E-05	Yes	1.3E-04	0.29	100.0%	ND
0587-2	T	2.9E-02	4.0E-04	9.3E-02	No	-1.4E-03	3.18	99.9%	D
0588-2	T	8.7E-05	8.0E-05	2.2E-05	Yes	1.0E-04	0.25	99.8%	ND
512	T	4.1E-04	5.0E-04	1.3E-04	Yes	-5.2E-04	0.32	99.9%	ND
522	S	4.6E-04	5.0E-04	1.8E-04	No	-3.3E-04	0.39	100.0%	D
532	T	1.9E-04	2.5E-04	8.8E-05	Yes	-1.1E-03	0.47	99.6%	ND
542	T	1.3E-04	8.0E-05	8.4E-05	Yes	-3.0E-04	0.65	99.9%	ND
VINYL CHLORIDE									
0542	T	1.0E-02	1.2E-02	5.1E-03	No	9.1E-04	0.50	98.3%	I
0550-2	T	1.8E-04	2.0E-04	8.7E-05	Yes	-1.1E-03	0.49	99.4%	ND
0551-2	T	1.2E-03	2.5E-04	2.9E-03	No	4.3E-04	2.31	98.8%	I
0554B	T	3.6E-03	1.4E-03	5.0E-03	No	5.9E-04	1.41	99.9%	I
0555B	T	1.0E-04	5.0E-05	8.7E-05	Yes	-2.0E-04	0.84	98.5%	ND
0561-2	S	9.8E-05	5.0E-05	8.4E-05	Yes	-1.7E-04	0.85	96.2%	ND

Project: Pinellas_Layer2 **User Name:** C. Collins

Location: Pinellas **State:** Florida

Well	Source/Tail	Average Conc (mg/L)	Median Conc (mg/L)	Standard Deviation	All Samples "ND" ?	Ln Slope	Coefficient of Variation	Confidence in Trend	Concentration Trend
VINYL CHLORIDE									
0564-2	T	1.6E-04	2.0E-04	9.0E-05	Yes	-1.9E-03	0.58	99.9%	ND
0565-2	T	2.0E-04	2.0E-04	1.5E-04	No	-1.3E-04	0.72	85.1%	S
0568-2	T	8.3E-05	5.0E-05	6.7E-05	Yes	-3.8E-04	0.82	100.0%	ND
0569-2	T	3.5E-02	4.2E-03	7.0E-02	No	-1.0E-03	1.98	100.0%	D
0570-2	T	6.3E-04	5.9E-04	4.7E-04	No	1.4E-04	0.74	78.7%	NT
0572-2	T	1.4E-02	8.2E-03	1.6E-02	No	-1.5E-03	1.11	100.0%	D
0573-2	T	3.5E-04	2.0E-04	3.7E-04	No	6.4E-04	1.04	100.0%	I
0574-2	T	1.9E-02	1.4E-02	2.2E-02	No	-1.3E-03	1.15	100.0%	D
0575-2	T	2.1E-03	1.7E-03	1.4E-03	No	2.7E-04	0.69	99.8%	I
0576-2	T	2.2E-02	1.7E-02	2.3E-02	No	-3.4E-04	1.06	86.8%	NT
0577-2	T	3.8E-04	5.0E-05	9.8E-04	No	6.1E-04	2.59	99.9%	I
0578-2	T	1.1E-04	5.0E-05	2.3E-04	Yes	3.6E-04	2.18	99.3%	ND
0579-2	T	1.1E-04	5.0E-05	2.3E-04	Yes	3.9E-04	1.98	99.7%	ND
0580-2	T	1.0E-01	1.2E-01	7.8E-02	No	-1.8E-03	0.77	100.0%	D
0581-2	T	3.6E-02	2.2E-02	4.1E-02	No	-1.5E-05	1.13	52.3%	NT
0582-2	T	9.2E-02	6.2E-02	7.4E-02	No	-6.6E-04	0.80	100.0%	D
0583-2	T	9.9E-03	1.1E-02	4.8E-03	No	-1.7E-04	0.48	76.0%	S
0584-2	S	1.7E-01	8.9E-03	3.0E-01	No	-9.8E-05	1.73	58.3%	NT
0585-2	S	1.4E+00	1.2E+00	1.3E+00	No	-2.0E-03	0.96	100.0%	D
0586-2	T	8.9E-03	5.6E-03	1.7E-02	No	-1.1E-03	1.91	99.9%	D
0587-2	T	3.1E-01	7.3E-02	5.4E-01	No	-2.4E-03	1.75	100.0%	D
0588-2	T	6.3E-03	3.5E-03	6.8E-03	No	-8.7E-04	1.08	99.9%	D
512	T	4.1E-04	5.0E-04	1.3E-04	Yes	-5.2E-04	0.32	99.9%	ND
522	S	5.0E-03	5.0E-04	1.1E-02	No	-1.1E-03	2.12	99.8%	D
532	T	5.8E-03	5.2E-03	5.3E-03	No	-2.2E-03	0.90	97.4%	D
542	T	1.3E-04	5.0E-05	9.6E-05	No	-3.9E-04	0.76	99.8%	D

Note: Increasing (I); Probably Increasing (PI); Stable (S); Probably Decreasing (PD); Decreasing (D); No Trend (NT); Non-detect (ND); Not Applicable (N/A) - Due to insufficient Data (< 4 sampling events); COV = Coefficient of Variation

MAROS Linear Regression Statistics Summary

Project: Pinellas_Layer3 **User Name:** C. Collins

Location: Pinellas **State:** Florida

Time Period: 1/7/2000 **to** 3/20/2024 4:
Consolidation Period: No Time Consolidation
Consolidation Type: Median
Duplicate Consolidation: Average
ND Values: 1/2 Detection Limit
J Flag Values : Actual Value

Well	Source/Tail	Average Conc (mg/L)	Median Conc (mg/L)	Standard Deviation	All Samples "ND" ?	Ln Slope	Coefficient of Variation	Confidence in Trend	Concentration Trend
1,4-DIOXANE (P-DIOXANE)									
0550-3	T	3.0E-04	3.0E-04	3.5E-05	Yes	0.0E+00	0.00	0.0%	ND
0551-3	T	2.7E-04	2.7E-04	0.0E+00	Yes	0.0E+00	0.00	0.0%	ND
0554C	T	8.6E-02	7.3E-02	5.0E-02	No	5.9E-05	0.58	81.4%	NT
0555C	T	3.9E-04	3.3E-04	3.9E-04	No	4.3E-05	1.00	60.0%	NT
0561-3	T	4.3E-04	4.6E-04	2.7E-04	No	1.2E-04	0.63	73.1%	NT
0564-3	T	3.9E-04	3.8E-04	8.1E-05	Yes	-5.2E-04	0.21	99.6%	ND
0565-3	T	3.4E-04	1.4E-04	6.0E-04	No	-3.2E-04	1.77	99.7%	D
0568-3	T	3.3E-04	1.1E-04	4.7E-04	Yes	-2.9E-04	1.44	93.9%	ND
0569-3	T	1.4E-03	1.4E-03	8.5E-04	No	-1.6E-04	0.60	93.4%	PD
0570-3	T	1.2E-03	1.1E-03	7.0E-04	No	-9.5E-05	0.59	78.8%	S
0573-3	T	2.9E-04	2.2E-04	2.1E-04	No	1.1E-04	0.73	78.4%	NT
0574-3	T	3.5E-04	1.8E-04	3.3E-04	No	7.4E-06	0.92	100.0%	I
0576-3	T	3.9E-03	1.0E-03	5.6E-03	No	1.2E-03	1.43	100.0%	I
0577-3	T	1.4E-03	1.2E-04	4.9E-03	No	1.1E-04	3.49	65.3%	NT
0578-3	T	3.5E-04	1.2E-04	5.1E-04	No	1.2E-04	1.45	74.8%	NT
0579-3	T	1.9E-04	1.1E-04	1.7E-04	No	6.1E-05	0.90	68.1%	NT
0580-3	T	3.6E-02	3.5E-02	6.3E-03	No	7.8E-05	0.18	98.9%	I
0581-3	T	6.6E-03	4.9E-03	6.1E-03	No	9.0E-04	0.93	100.0%	I
0582-3	T	1.3E-02	1.0E-02	1.1E-02	No	1.0E-03	0.86	100.0%	I
0583-3	T	3.1E-04	1.4E-04	2.7E-04	No	-9.2E-05	0.87	68.4%	S
0584-3	S	1.4E-03	1.2E-03	1.2E-03	No	9.4E-04	0.89	100.0%	I
0585-3	S	2.4E-03	2.6E-03	1.2E-03	No	3.3E-04	0.49	93.3%	PI
0586-3	T	6.4E-04	4.7E-04	5.4E-04	No	-8.1E-05	0.84	64.8%	S
0587-3	T	1.3E-03	1.0E-03	1.2E-03	No	-3.7E-04	0.90	88.8%	S
0588-3	T	6.3E-04	4.4E-04	6.9E-04	No	-1.2E-04	1.10	71.3%	NT
543	T	3.7E-04	3.8E-04	8.6E-05	Yes	1.2E-04	0.23	61.5%	ND
S33C	S	2.8E-04	1.2E-04	3.1E-04	No	9.1E-06	1.09	100.0%	I
S67C	T	3.4E-02	2.5E-02	3.3E-02	No	2.0E-05	0.97	52.4%	NT
S67D	T	2.1E-03	1.9E-03	1.4E-03	No	1.1E-04	0.69	73.6%	NT
S68C	T	4.3E-03	3.7E-03	2.1E-03	No	-2.2E-04	0.48	98.6%	D
S68D	T	2.4E-03	1.9E-03	1.3E-03	No	-5.0E-04	0.55	99.4%	D
S69C	T	2.1E-03	1.7E-03	1.7E-03	No	4.4E-04	0.80	99.4%	I
S69D	T	1.2E-03	3.8E-04	3.0E-03	No	-1.4E-05	2.42	52.1%	NT
S70C	T	2.2E-02	1.9E-02	1.1E-02	No	2.4E-04	0.48	89.4%	NT
S70D	T	1.9E-02	1.9E-02	4.8E-03	No	1.7E-04	0.25	100.0%	I
S71B	T	2.8E-03	1.5E-03	2.9E-03	No	5.7E-05	1.03	52.8%	NT
S71C	T	2.9E-02	2.7E-02	9.0E-03	No	4.1E-05	0.32	71.9%	NT
S71D	T	1.2E-02	9.9E-03	6.8E-03	No	7.4E-06	0.55	100.0%	I
S73C	T	4.5E-02	2.3E-02	4.5E-02	No	-9.2E-04	1.01	100.0%	D

Project: Pinellas_Layer3 **User Name:** C. Collins

Location: Pinellas **State:** Florida

Well	Source/Tail	Average Conc (mg/L)	Median Conc (mg/L)	Standard Deviation	All Samples "ND" ?	Ln Slope	Coefficient of Variation	Confidence in Trend	Concentration Trend
cis-1,2-DICHLOROETHYLENE									
cis-1,2-DICHLOROETHYLENE									
0550-3	T	1.9E-04	7.5E-05	1.3E-04	Yes	-1.3E-03	0.71	99.9%	ND
0551-3	T	2.0E-04	2.0E-04	1.3E-04	Yes	-1.5E-03	0.67	99.7%	ND
0554C	T	1.6E-02	1.5E-02	1.1E-02	No	-6.2E-06	0.72	100.0%	D
0555C	T	1.3E-03	1.3E-03	3.9E-04	No	1.4E-06	0.29	100.0%	I
0561-3	T	2.5E-04	7.5E-05	6.5E-04	No	-2.2E-04	2.63	96.4%	D
0564-3	T	1.4E-04	7.5E-05	1.2E-04	Yes	-1.2E-03	0.84	96.6%	ND
0565-3	T	2.9E-04	3.0E-04	1.9E-04	No	-2.9E-04	0.65	99.7%	D
0568-3	T	8.8E-05	7.5E-05	5.6E-05	Yes	-1.1E-04	0.64	93.1%	ND
0569-3	T	2.2E-01	2.0E-02	4.0E-01	No	-2.2E-03	1.86	100.0%	D
0570-3	T	1.1E-04	7.5E-05	1.2E-04	No	1.6E-04	1.07	98.9%	I
0573-3	T	9.4E-05	7.5E-05	5.4E-05	Yes	5.4E-05	0.57	81.6%	ND
0574-3	T	4.8E-04	2.1E-04	1.0E-03	No	-3.3E-04	2.14	99.1%	D
0576-3	T	2.5E-04	2.3E-04	1.8E-04	No	-2.6E-04	0.70	97.4%	D
0577-3	T	1.1E-04	7.5E-05	1.4E-04	Yes	2.5E-04	1.22	99.6%	ND
0578-3	T	1.1E-04	7.5E-05	1.4E-04	Yes	2.5E-04	1.22	99.6%	ND
0579-3	T	1.2E-04	7.5E-05	1.5E-04	Yes	2.0E-04	1.20	93.0%	ND
0580-3	T	1.4E-02	1.6E-02	5.5E-03	No	-4.7E-04	0.40	100.0%	D
0581-3	T	4.7E-04	3.9E-04	3.5E-04	No	-1.2E-04	0.76	78.1%	S
0582-3	T	4.3E-04	1.6E-04	4.9E-04	No	-5.7E-04	1.13	99.9%	D
0583-3	T	1.0E-04	7.5E-05	7.4E-05	No	2.3E-04	0.71	99.1%	I
0584-3	S	5.6E-04	3.5E-04	5.2E-04	No	-2.7E-04	0.93	89.2%	S
0585-3	S	8.9E-02	2.9E-03	1.7E-01	No	-1.9E-03	1.89	100.0%	D
0586-3	T	1.3E-04	7.5E-05	1.2E-04	No	-2.6E-05	0.96	58.2%	S
0587-3	T	4.9E-02	3.7E-04	1.0E-01	No	-1.5E-03	2.13	98.3%	D
0588-3	T	2.5E-04	1.8E-04	2.2E-04	No	-2.5E-04	0.89	94.0%	PD
513	T	9.9E-03	8.1E-03	1.0E-02	No	-1.5E-03	1.02	100.0%	D
523	S	4.5E-03	1.2E-03	7.9E-03	No	2.8E-04	1.73	80.2%	NT
533	T	2.3E-04	3.3E-04	1.3E-04	Yes	-1.4E-03	0.56	99.6%	ND
543	T	7.4E-03	3.1E-03	9.1E-03	No	-3.2E-03	1.22	97.9%	D
S29C	S	3.0E-03	3.3E-04	5.6E-03	No	-1.3E-04	1.88	59.4%	NT
S33C	S	8.8E-01	7.2E-01	1.0E+00	No	1.6E-04	1.15	97.8%	I
S67C	T	1.9E-01	1.1E-01	2.1E-01	No	-8.9E-04	1.10	100.0%	D
S67D	T	4.8E-02	1.3E-02	5.8E-02	No	-8.2E-04	1.21	100.0%	D
S68C	T	6.2E-03	3.9E-03	6.3E-03	No	-1.8E-04	1.01	94.2%	PD
S68D	T	5.4E-02	5.3E-02	2.4E-02	No	-1.5E-04	0.44	99.5%	D
S69C	T	5.0E-04	5.0E-04	2.7E-04	No	6.4E-05	0.53	93.4%	PI
S69D	T	5.0E-04	4.6E-04	3.0E-04	No	-9.8E-05	0.60	98.7%	D
S70C	T	1.4E-02	1.2E-02	1.2E-02	No	-7.5E-04	0.82	100.0%	D
S70D	T	1.4E-02	1.3E-02	6.3E-03	No	-6.0E-05	0.44	96.6%	D
S71B	T	2.9E-04	2.1E-04	2.4E-04	No	-9.9E-06	0.83	100.0%	D
S71C	T	3.1E-02	1.9E-02	3.8E-02	No	-7.8E-04	1.20	100.0%	D
S71D	T	8.6E-03	4.1E-03	1.0E-02	No	-4.3E-04	1.17	100.0%	D
S73C	T	1.1E-02	5.1E-03	1.4E-02	No	-6.0E-04	1.23	100.0%	D
trans-1,2-DICHLOROETHENE									
0550-3	T	1.4E-04	7.5E-05	7.6E-05	Yes	-9.7E-04	0.55	99.9%	ND
0551-3	T	1.5E-04	1.5E-04	7.8E-05	Yes	-1.1E-03	0.53	99.7%	ND
0554C	T	6.7E-03	4.7E-03	6.8E-03	No	2.8E-04	1.01	99.9%	I

Project: Pinellas_Layer3 **User Name:** C. Collins

Location: Pinellas **State:** Florida

Well	Source/Tail	Average Conc (mg/L)	Median Conc (mg/L)	Standard Deviation	All Samples "ND" ?	Ln Slope	Coefficient of Variation	Confidence in Trend	Concentration Trend
trans-1,2-DICHLOROETHENE									
0555C	T	5.3E-04	4.7E-04	3.1E-04	No	-1.2E-04	0.58	98.2%	D
0561-3	T	9.9E-05	7.5E-05	5.3E-05	Yes	-6.9E-05	0.54	88.6%	ND
0564-3	T	1.1E-04	7.5E-05	6.7E-05	Yes	-9.1E-04	0.60	96.6%	ND
0565-3	T	1.4E-04	7.5E-05	7.9E-05	No	-1.0E-04	0.58	91.7%	PD
0568-3	T	8.2E-05	7.5E-05	3.2E-05	Yes	-7.9E-05	0.39	93.1%	ND
0569-3	T	1.9E-03	3.4E-04	2.9E-03	No	-9.0E-04	1.57	100.0%	D
0570-3	T	1.1E-04	7.5E-05	1.4E-04	Yes	1.8E-04	1.29	99.6%	ND
0573-3	T	9.6E-05	7.5E-05	5.7E-05	Yes	7.3E-05	0.59	87.4%	ND
0574-3	T	1.0E-04	7.5E-05	5.6E-05	No	1.3E-04	0.55	99.4%	I
0576-3	T	9.1E-05	7.5E-05	3.8E-05	No	1.3E-04	0.42	98.6%	I
0577-3	T	1.2E-04	7.5E-05	1.6E-04	Yes	2.7E-04	1.35	99.6%	ND
0578-3	T	1.2E-04	7.5E-05	1.6E-04	Yes	2.7E-04	1.35	99.6%	ND
0579-3	T	1.3E-04	7.5E-05	1.7E-04	Yes	2.1E-04	1.32	93.8%	ND
0580-3	T	3.3E-03	3.4E-03	7.8E-04	No	3.8E-05	0.24	70.1%	NT
0581-3	T	9.5E-05	7.5E-05	4.4E-05	No	8.9E-05	0.46	89.9%	NT
0582-3	T	2.0E-04	1.9E-04	1.5E-04	No	-1.1E-05	0.77	53.4%	S
0583-3	T	9.6E-05	7.5E-05	4.4E-05	No	1.8E-04	0.45	98.7%	I
0584-3	S	1.5E-04	7.5E-05	1.7E-04	No	2.1E-04	1.17	93.1%	PI
0585-3	S	3.4E-03	1.3E-03	3.4E-03	No	-9.0E-04	1.01	100.0%	D
0586-3	T	9.1E-05	7.5E-05	4.0E-05	Yes	1.5E-04	0.44	99.2%	ND
0587-3	T	7.1E-04	2.4E-04	1.2E-03	No	-4.2E-04	1.64	90.7%	PD
0588-3	T	1.2E-04	7.5E-05	1.6E-04	Yes	2.9E-04	1.35	99.6%	ND
513	T	1.3E-03	1.4E-03	7.4E-04	No	-7.2E-04	0.56	100.0%	D
523	S	2.1E-03	5.0E-04	5.2E-03	No	7.5E-04	2.45	99.4%	I
533	T	1.7E-04	2.2E-04	7.5E-05	Yes	-1.0E-03	0.45	99.6%	ND
543	T	1.6E-04	2.2E-04	7.8E-05	Yes	-1.2E-03	0.49	99.3%	ND
S29C	S	4.0E-03	3.6E-03	2.2E-03	No	-6.5E-04	0.55	98.6%	D
S33C	S	4.8E-02	2.9E-02	4.4E-02	No	1.6E-04	0.92	98.5%	I
S67C	T	3.6E-02	2.1E-02	3.7E-02	No	-5.8E-04	1.03	100.0%	D
S67D	T	9.4E-03	3.8E-03	1.0E-02	No	-4.9E-04	1.09	100.0%	D
S68C	T	2.5E-04	2.3E-04	1.4E-04	No	-1.6E-04	0.57	100.0%	D
S68D	T	8.2E-04	7.5E-04	6.5E-04	No	-1.1E-04	0.79	89.1%	S
S69C	T	2.2E-04	2.0E-04	1.3E-04	No	-1.4E-04	0.60	100.0%	D
S69D	T	2.0E-04	7.5E-05	1.6E-04	Yes	-2.5E-04	0.81	100.0%	ND
S70C	T	5.0E-03	3.9E-03	4.6E-03	No	-6.0E-04	0.93	100.0%	D
S70D	T	5.2E-03	4.8E-03	2.4E-03	No	-2.6E-05	0.46	75.7%	S
S71B	T	1.4E-04	7.5E-05	9.4E-05	No	3.1E-04	0.67	80.1%	NT
S71C	T	1.8E-02	1.1E-02	2.0E-02	No	-6.4E-04	1.13	100.0%	D
S71D	T	4.3E-03	1.6E-03	5.0E-03	No	-2.1E-04	1.18	96.9%	D
S73C	T	7.5E-03	6.4E-03	6.1E-03	No	-3.6E-04	0.82	100.0%	D
TRICHLOROETHYLENE (TCE)									
0550-3	T	1.6E-04	8.0E-05	9.0E-05	Yes	-1.0E-03	0.58	99.9%	ND
0551-3	T	1.7E-04	1.7E-04	9.1E-05	Yes	-1.2E-03	0.55	99.7%	ND
0554C	T	1.3E-04	8.0E-05	7.9E-05	No	-1.6E-05	0.61	63.8%	S
0555C	T	1.1E-04	8.0E-05	6.3E-05	Yes	-9.0E-05	0.57	95.8%	ND
0561-3	T	1.1E-04	8.0E-05	5.9E-05	Yes	-9.5E-05	0.56	95.3%	ND
0564-3	T	1.2E-04	8.0E-05	7.9E-05	Yes	-9.6E-04	0.64	96.6%	ND
0565-3	T	1.1E-04	8.0E-05	7.7E-05	Yes	-9.6E-05	0.67	93.7%	ND
0568-3	T	8.9E-05	8.0E-05	3.8E-05	Yes	-8.3E-05	0.43	93.1%	ND

Project: Pinellas_Layer3 **User Name:** C. Collins

Location: Pinellas **State:** Florida

Well	Source/Tail	Average Conc (mg/L)	Median Conc (mg/L)	Standard Deviation	All Samples "ND" ?	Ln Slope	Coefficient of Variation	Confidence in Trend	Concentration Trend
TRICHLOROETHYLENE (TCE)									
0569-3	T	1.5E-04	8.0E-05	1.5E-04	Yes	-5.0E-05	1.02	72.8%	ND
0570-3	T	1.0E-04	8.0E-05	1.1E-04	Yes	1.5E-04	1.02	99.5%	ND
0573-3	T	9.8E-05	8.0E-05	5.5E-05	Yes	3.7E-05	0.56	74.3%	ND
0574-3	T	9.9E-05	8.0E-05	5.0E-05	Yes	1.2E-04	0.51	99.7%	ND
0576-3	T	9.2E-05	8.0E-05	2.8E-05	No	8.7E-05	0.31	96.8%	I
0577-3	T	1.3E-04	8.0E-05	1.4E-04	No	1.6E-04	1.08	92.1%	PI
0578-3	T	1.1E-04	8.0E-05	1.2E-04	Yes	2.3E-04	1.09	99.5%	ND
0579-3	T	1.3E-04	8.0E-05	1.4E-04	No	1.3E-04	1.03	83.2%	NT
0580-3	T	1.0E-04	8.0E-05	5.8E-05	Yes	1.4E-04	0.58	97.6%	ND
0581-3	T	9.0E-05	8.0E-05	2.6E-05	Yes	4.4E-05	0.29	83.1%	ND
0582-3	T	9.2E-05	8.0E-05	2.7E-05	Yes	1.3E-04	0.29	100.0%	ND
0583-3	T	8.9E-05	8.0E-05	2.5E-05	Yes	1.6E-04	0.28	100.0%	ND
0584-3	S	1.2E-04	8.0E-05	1.3E-04	Yes	1.9E-04	1.02	96.1%	ND
0585-3	S	5.0E-03	8.3E-04	8.9E-03	No	-8.4E-04	1.79	98.5%	D
0586-3	T	9.0E-05	8.0E-05	2.5E-05	Yes	1.0E-04	0.28	99.2%	ND
0587-3	T	2.5E-04	8.0E-05	3.4E-04	No	-1.2E-04	1.34	69.3%	NT
0588-3	T	1.1E-04	8.0E-05	1.2E-04	Yes	2.4E-04	1.09	99.5%	ND
513	T	3.6E-04	2.5E-04	2.2E-04	No	-2.6E-04	0.62	99.8%	D
523	S	4.1E-04	3.8E-04	2.4E-04	No	9.7E-05	0.57	72.1%	NT
533	T	1.9E-04	2.5E-04	8.8E-05	Yes	-1.1E-03	0.47	99.6%	ND
543	T	1.8E-04	2.5E-04	9.1E-05	Yes	-1.3E-03	0.51	99.3%	ND
S29C	S	4.4E-04	5.0E-04	2.7E-04	Yes	-4.2E-04	0.62	99.8%	ND
S33C	S	1.0E-01	6.2E-02	1.2E-01	No	4.1E-04	1.20	100.0%	I
S67C	T	1.3E-03	2.5E-04	2.0E-03	No	-4.2E-04	1.53	100.0%	D
S67D	T	3.1E-04	1.5E-04	3.7E-04	No	-2.4E-04	1.21	100.0%	D
S68C	T	2.0E-04	8.0E-05	1.6E-04	Yes	-2.5E-04	0.79	100.0%	ND
S68D	T	2.5E-04	2.5E-04	1.7E-04	Yes	-3.5E-04	0.68	100.0%	ND
S69C	T	2.0E-04	8.0E-05	1.6E-04	Yes	-2.3E-04	0.79	100.0%	ND
S69D	T	2.0E-04	8.0E-05	1.6E-04	Yes	-2.5E-04	0.79	100.0%	ND
S70C	T	2.5E-04	1.2E-04	3.6E-04	No	-2.3E-04	1.45	100.0%	D
S70D	T	4.1E-04	1.5E-04	1.3E-03	No	-2.6E-04	3.07	100.0%	D
S71B	T	1.0E-04	8.0E-05	3.4E-05	Yes	3.3E-04	0.34	98.7%	ND
S71C	T	2.8E-04	1.2E-04	3.3E-04	No	-3.0E-04	1.19	100.0%	D
S71D	T	2.1E-04	8.0E-05	1.9E-04	No	-2.2E-04	0.89	100.0%	D
S73C	T	2.7E-04	2.5E-04	2.2E-04	Yes	-2.7E-04	0.84	100.0%	ND
VINYL CHLORIDE									
0550-3	T	1.7E-04	2.0E-04	9.4E-05	Yes	-1.3E-03	0.55	99.9%	ND
0551-3	T	1.9E-04	2.3E-04	8.8E-05	Yes	-1.3E-03	0.47	99.3%	ND
0554C	T	7.4E-02	7.1E-02	3.9E-02	No	1.4E-04	0.52	89.8%	NT
0555C	T	1.4E-04	5.0E-05	1.6E-04	No	7.8E-06	1.11	100.0%	I
0561-3	T	4.2E-04	5.0E-05	1.5E-03	No	-3.0E-04	3.65	96.8%	D
0564-3	T	1.6E-04	2.0E-04	9.0E-05	Yes	-1.9E-03	0.58	99.9%	ND
0565-3	T	1.2E-04	5.0E-05	8.1E-05	No	-2.2E-04	0.68	99.2%	D
0568-3	T	8.3E-05	5.0E-05	6.7E-05	Yes	-3.8E-04	0.82	100.0%	ND
0569-3	T	6.9E-02	3.0E-02	1.0E-01	No	-1.5E-03	1.50	100.0%	D
0570-3	T	2.9E-03	2.9E-03	8.7E-04	No	-1.1E-04	0.30	98.6%	D
0573-3	T	2.7E-04	5.0E-05	3.8E-04	No	7.2E-04	1.41	100.0%	I
0574-3	T	1.9E-03	7.2E-04	3.0E-03	No	-3.7E-04	1.55	94.2%	PD
0576-3	T	5.1E-04	4.3E-04	4.4E-04	No	-5.5E-04	0.85	99.3%	D

Project: Pinellas_Layer3 **User Name:** C. Collins

Location: Pinellas **State:** Florida

Well	Source/Tail	Average Conc (mg/L)	Median Conc (mg/L)	Standard Deviation	All Samples "ND" ?	Ln Slope	Coefficient of Variation	Confidence in Trend	Concentration Trend
VINYL CHLORIDE									
0577-3	T	1.1E-04	5.0E-05	2.3E-04	Yes	3.9E-04	1.98	99.7%	ND
0578-3	T	1.1E-04	5.0E-05	2.3E-04	Yes	3.9E-04	1.98	99.7%	ND
0579-3	T	1.1E-04	5.0E-05	2.3E-04	Yes	3.0E-04	2.01	96.1%	ND
0580-3	T	3.7E-02	4.0E-02	1.3E-02	No	-2.4E-04	0.34	99.4%	D
0581-3	T	1.5E-03	1.1E-03	1.3E-03	No	3.9E-04	0.87	91.8%	PI
0582-3	T	2.7E-03	1.1E-03	3.9E-03	No	-9.3E-04	1.43	100.0%	D
0583-3	T	2.4E-04	5.0E-05	3.1E-04	No	2.3E-04	1.28	79.4%	NT
0584-3	S	9.7E-03	1.0E-03	1.9E-02	No	-1.2E-03	1.91	99.4%	D
0585-3	S	3.0E-01	2.1E-02	4.7E-01	No	-2.4E-03	1.56	100.0%	D
0586-3	T	2.1E-03	1.7E-03	2.2E-03	No	-1.1E-03	1.02	100.0%	D
0587-3	T	7.7E-02	2.1E-02	1.6E-01	No	-1.9E-03	2.00	99.2%	D
0588-3	T	1.0E-03	8.2E-04	6.8E-04	No	-4.2E-04	0.68	99.3%	D
513	T	1.9E-02	1.2E-02	1.8E-02	No	-1.7E-03	0.98	100.0%	D
523	S	2.4E-03	5.1E-04	4.9E-03	No	2.5E-04	2.03	76.9%	NT
533	T	2.1E-04	2.5E-04	6.9E-05	Yes	-8.4E-04	0.33	96.9%	ND
543	T	2.5E-03	2.5E-03	1.8E-03	No	-1.4E-03	0.73	95.9%	D
S29C	S	3.1E-02	9.4E-03	4.0E-02	No	-1.9E-04	1.29	61.0%	NT
S33C	S	4.6E-01	2.8E-01	5.6E-01	No	-1.9E-04	1.21	97.5%	D
S67C	T	1.5E-01	1.3E-01	1.1E-01	No	-3.1E-04	0.74	100.0%	D
S67D	T	3.9E-02	1.8E-02	3.7E-02	No	-5.5E-04	0.94	100.0%	D
S68C	T	6.3E-03	5.5E-03	4.8E-03	No	-1.4E-04	0.77	93.5%	PD
S68D	T	4.7E-02	4.4E-02	2.6E-02	No	-2.6E-04	0.56	100.0%	D
S69C	T	3.9E-04	2.9E-04	2.9E-04	No	-9.4E-05	0.73	94.6%	PD
S69D	T	3.6E-04	3.5E-04	1.9E-04	No	-9.1E-05	0.53	94.5%	PD
S70C	T	1.0E-02	6.8E-03	9.1E-03	No	-3.5E-04	0.88	100.0%	D
S70D	T	9.6E-03	1.1E-02	5.4E-03	No	2.4E-04	0.56	100.0%	I
S71B	T	9.4E-04	3.5E-04	1.0E-03	No	1.6E-04	1.06	57.4%	NT
S71C	T	4.1E-02	3.5E-02	3.5E-02	No	-4.1E-04	0.85	100.0%	D
S71D	T	1.7E-02	1.2E-02	1.7E-02	No	2.6E-04	0.98	99.8%	I
S73C	T	3.3E-02	1.3E-02	4.6E-02	No	-9.2E-05	1.42	89.6%	NT

Note: Increasing (I); Probably Increasing (PI); Stable (S); Probably Decreasing (PD); Decreasing (D); No Trend (NT); Non-detect (ND); Not Applicable (N/A) - Due to insufficient Data (< 4 sampling events); COV = Coefficient of Variation

MAROS Sampling Frequency Optimization Results

Project: Pinellas_Layer1 **User Name:** C. Collins

Location: Pinellas **State:** Florida

The Overall Number of Sampling Events: 400

"Recent Period" defined by events: **From** Sample Event 213 **To** Sample Event 400

1/13/2016 3/20/2024 8:29:00 P

"Rate of Change" parameters used:

Constituent	Cleanup Goal	Low Rate	Medium Rate	High Rate
1,4-DIOXANE (P-DIOXANE)	0.0032	0.0016	0.0032	0.0064
cis-1,2-DICHLOROETHYLENE	0.07	0.035	0.07	0.14
trans-1,2-DICHLOROETHENE	0.1	0.05	0.1	0.2
TRICHLOROETHYLENE (TCE)	0.003	0.0015	0.003	0.006
VINYL CHLORIDE	0.001	0.0005	0.001	0.002

Units: Cleanup Goal is in mg/L; all rate parameters are in mg/L/year.

Well	Recommended Sampling Frequency	Frequency Based on Recent Data	Frequency Based on Overall Data
1,4-DIOXANE (P-DIOXANE)			
0541	Quarterly	Quarterly	Quarterly
0551-1	SemiAnnual	SemiAnnual	SemiAnnual
0554A	Annual	Annual	Annual
0555A	Annual	Annual	Annual
0561-1	Biennial	Annual	Annual
0565-1	Biennial	Annual	Annual
0568-1	Biennial	Annual	Annual
0569-1	Biennial	Annual	Annual
0570-1	Annual	Annual	Annual
0572-1	Annual	Annual	Annual
0573-1	Biennial	Annual	Annual
0574-1	Annual	Annual	Annual
0575-1	Annual	Annual	Annual
0576-1	SemiAnnual	SemiAnnual	SemiAnnual
0577-1	Annual	Annual	Annual
0578-1	Biennial	Annual	Annual
0579-1	Biennial	Annual	Annual
0580-1	SemiAnnual	Annual	SemiAnnual
0581-1	Annual	Annual	Annual
0582-1	Annual	Annual	Annual

Project: Pinellas_Layer1 **User Name:** C. Collins

Location: Pinellas **State:** Florida

Well	Recommended Sampling Frequency	Frequency Based on Recent Data	Frequency Based on Overall Data
0583-1	Biennial	Annual	Annual
0584-1	Annual	Annual	Annual
0585-1	Annual	Annual	Annual
0586-1	Biennial	Annual	Annual
0587-1	Biennial	Annual	Annual
0588-1	Annual	Annual	Annual
541	Annual	Annual	Annual
S30B	Biennial	Annual	Annual
S35B	Annual	Annual	Annual
S67B	Annual	Annual	Annual
S68B	Annual	Annual	Annual
S69B	Biennial	Annual	Annual
S70B	SemiAnnual	SemiAnnual	SemiAnnual
S71B	Annual	Annual	Annual
S73B	Annual	Annual	Annual
cis-1,2-DICHLOROETHYLENE			
0541	Biennial	Annual	Annual
0551-1	Annual	Annual	Annual
0554A	Biennial	Annual	Annual
0555A	Biennial	Annual	Annual
0561-1	Biennial	Annual	Annual
0565-1	Biennial	Annual	Annual
0568-1	Biennial	Annual	Annual
0569-1	Biennial	Annual	Annual
0570-1	Biennial	Annual	Annual
0572-1	Biennial	Annual	Annual
0573-1	Biennial	Annual	Annual
0574-1	Annual	Annual	Annual
0575-1	Annual	Annual	Annual
0576-1	Biennial	Annual	Annual
0577-1	Biennial	Annual	Annual
0578-1	Biennial	Annual	Annual
0579-1	Biennial	Annual	Annual
0580-1	Biennial	Annual	Annual
0581-1	Biennial	Annual	Annual
0582-1	Biennial	Annual	Annual
0583-1	Annual	Annual	Annual

Project: Pinellas_Layer1 **User Name:** C. Collins

Location: Pinellas **State:** Florida

Well	Recommended Sampling Frequency	Frequency Based on Recent Data	Frequency Based on Overall Data
0584-1	Biennial	Annual	Annual
0585-1	Annual	Annual	Annual
0586-1	Biennial	Annual	Annual
0587-1	Biennial	Annual	Annual
0588-1	Biennial	Annual	Annual
541	Annual	Annual	Annual
S30B	Annual	Annual	Annual
S35B	Annual	Annual	Annual
S67B	Biennial	Annual	Annual
S68B	Biennial	Annual	Annual
S69B	Biennial	Annual	Annual
S70B	Biennial	Annual	Annual
S71B	Annual	Annual	Annual
S73B	Biennial	Annual	Annual
trans-1,2-DICHLOROETHENE			
0541	Biennial	Annual	Annual
0551-1	Annual	Annual	Annual
0554A	Biennial	Annual	Annual
0555A	Biennial	Annual	Annual
0561-1	Biennial	Annual	Annual
0565-1	Biennial	Annual	Annual
0568-1	Biennial	Annual	Annual
0569-1	Biennial	Annual	Annual
0570-1	Biennial	Annual	Annual
0572-1	Biennial	Annual	Annual
0573-1	Biennial	Annual	Annual
0574-1	Biennial	Annual	Annual
0575-1	Annual	Annual	Annual
0576-1	Biennial	Annual	Annual
0577-1	Biennial	Annual	Annual
0578-1	Biennial	Annual	Annual
0579-1	Biennial	Annual	Annual
0580-1	Biennial	Annual	Annual
0581-1	Annual	Annual	Annual
0582-1	Biennial	Annual	Annual
0583-1	Biennial	Annual	Annual
0584-1	Biennial	Annual	Annual

Project: Pinellas_Layer1 **User Name:** C. Collins

Location: Pinellas **State:** Florida

Well	Recommended Sampling Frequency	Frequency Based on Recent Data	Frequency Based on Overall Data
0585-1	Biennial	Annual	Annual
0586-1	Biennial	Annual	Annual
0587-1	Biennial	Annual	Annual
0588-1	Biennial	Annual	Annual
541	Biennial	Annual	Annual
S30B	Biennial	Annual	Annual
S35B	Annual	Annual	Annual
S67B	Biennial	Annual	Annual
S68B	Biennial	Annual	Annual
S69B	Biennial	Annual	Annual
S70B	Biennial	Annual	Annual
S71B	Biennial	Annual	Annual
S73B	Biennial	Annual	Annual
TRICHLOROETHYLENE (TCE)			
0541	Annual	Annual	Annual
0551-1	Annual	Annual	Annual
0554A	Biennial	Annual	Annual
0555A	Biennial	Annual	Annual
0561-1	Biennial	Annual	Annual
0565-1	Biennial	Annual	Annual
0568-1	Biennial	Annual	Annual
0569-1	Biennial	Annual	Annual
0570-1	Biennial	Annual	Annual
0572-1	Biennial	Annual	Annual
0573-1	Biennial	Annual	Annual
0574-1	Annual	Annual	Annual
0575-1	Annual	Annual	Annual
0576-1	Biennial	Annual	Annual
0577-1	Biennial	Annual	Annual
0578-1	Biennial	Annual	Annual
0579-1	Biennial	Annual	Annual
0580-1	Biennial	Annual	Annual
0581-1	Biennial	Annual	Annual
0582-1	Biennial	Annual	Annual
0583-1	Biennial	Annual	Annual
0584-1	Biennial	Annual	Annual
0585-1	Annual	Annual	Annual

Project: Pinellas_Layer1 **User Name:** C. Collins

Location: Pinellas **State:** Florida

Well	Recommended Sampling Frequency	Frequency Based on Recent Data	Frequency Based on Overall Data
0586-1	Biennial	Annual	Annual
0587-1	Biennial	Annual	Annual
0588-1	Biennial	Annual	Annual
541	Biennial	Annual	Annual
S30B	Annual	Annual	Annual
S35B	Annual	Annual	Annual
S67B	Annual	Annual	Annual
S68B	Biennial	Annual	Annual
S69B	Biennial	Annual	Annual
S70B	Biennial	Annual	Annual
S71B	Biennial	Annual	Annual
S73B	Biennial	Annual	Annual
VINYL CHLORIDE			
0541	Annual	Annual	Annual
0551-1	SemiAnnual	SemiAnnual	SemiAnnual
0554A	Annual	Annual	Annual
0555A	Biennial	Annual	Annual
0561-1	Biennial	Annual	Annual
0565-1	Annual	Annual	Annual
0568-1	Biennial	Annual	Annual
0569-1	Annual	Annual	Annual
0570-1	Annual	Annual	Annual
0572-1	Annual	Annual	Annual
0573-1	Annual	Annual	Annual
0574-1	Annual	Annual	Annual
0575-1	Annual	Annual	Annual
0576-1	Annual	Annual	Annual
0577-1	Biennial	Annual	Annual
0578-1	Annual	Annual	Annual
0579-1	Annual	Annual	Annual
0580-1	Annual	Annual	Annual
0581-1	Annual	Annual	Annual
0582-1	Annual	Annual	Annual
0583-1	Annual	Annual	Annual
0584-1	Annual	Annual	Annual
0585-1	SemiAnnual	Annual	SemiAnnual
0586-1	Annual	Annual	Annual

Project: Pinellas_Layer1 **User Name:** C. Collins

Location: Pinellas **State:** Florida

Well	Recommended Sampling Frequency	Frequency Based on Recent Data	Frequency Based on Overall Data
0587-1	Biennial	Annual	Annual
0588-1	Annual	Annual	Annual
541	Biennial	Annual	Annual
S30B	Annual	Annual	Annual
S35B	Annual	Annual	Annual
S67B	Annual	Annual	Annual
S68B	Annual	Annual	Annual
S69B	Biennial	Annual	Annual
S70B	Annual	Annual	Annual
S71B	Annual	Annual	Annual
S73B	Annual	Annual	Annual

Note: Sampling frequency is determined considering both recent and overall concentration trends. Sampling Frequency is the final recommendation; Frequency Based on Recent Data is the frequency determined using recent (short) period of monitoring data; Frequency Based on Overall Data is the frequency determined using overall (long) period of monitoring data. If the "recent period" is defined using a different series of sampling events, the results could be different.

MAROS Sampling Frequency Optimization Results

Project: Pinellas_Layer2 **User Name:** C. Collins

Location: Pinellas **State:** Florida

The Overall Number of Sampling Events: 333

"Recent Period" defined by events: **From** Sample Event 141 **To** Sample Event 334

1/13/2016 3/5/2024 11:10:00 A

"Rate of Change" parameters used:

Constituent	Cleanup Goal	Low Rate	Medium Rate	High Rate
1,4-DIOXANE (P-DIOXANE)	0.0032	0.0016	0.0032	0.0064
cis-1,2-DICHLOROETHYLENE	0.07	0.035	0.07	0.14
trans-1,2-DICHLOROETHENE	0.1	0.05	0.1	0.2
TRICHLOROETHYLENE (TCE)	0.003	0.0015	0.003	0.006
VINYL CHLORIDE	0.001	0.0005	0.001	0.002

Units: Cleanup Goal is in mg/L; all rate parameters are in mg/L/year.

Well	Recommended Sampling Frequency	Frequency Based on Recent Data	Frequency Based on Overall Data
1,4-DIOXANE (P-DIOXANE)			
0542	Quarterly	Quarterly	Quarterly
0551-2	Annual	Annual	Annual
0554B	SemiAnnual	SemiAnnual	SemiAnnual
0555B	Annual	Annual	Annual
0561-2	Annual	Annual	Annual
0565-2	Biennial	Annual	Annual
0568-2	SemiAnnual	SemiAnnual	Annual
0569-2	Annual	Annual	Annual
0570-2	Annual	Annual	Annual
0572-2	Annual	Annual	Annual
0573-2	Biennial	Annual	Annual
0574-2	Annual	Annual	Annual
0575-2	Annual	Annual	Annual
0576-2	Quarterly	Quarterly	Quarterly
0577-2	Annual	Annual	Annual
0578-2	Biennial	Annual	Annual
0579-2	Annual	Annual	Annual
0580-2	Annual	Annual	Annual
0581-2	Quarterly	Quarterly	Quarterly
0582-2	Annual	Annual	Annual

Project: Pinellas_Layer2 **User Name:** C. Collins

Location: Pinellas **State:** Florida

Well	Recommended Sampling Frequency	Frequency Based on Recent Data	Frequency Based on Overall Data
0583-2	Annual	Annual	Annual
0584-2	Annual	Annual	Annual
0585-2	Annual	Annual	Annual
0586-2	Annual	Annual	Annual
0587-2	Annual	Annual	Annual
0588-2	Annual	Annual	Annual
542	Annual	Annual	Annual
cis-1,2-DICHLOROETHYLENE			
0542	Biennial	Annual	Annual
0551-2	Biennial	Annual	Annual
0554B	Biennial	Annual	Annual
0555B	Biennial	Annual	Annual
0561-2	Biennial	Annual	Annual
0565-2	Biennial	Annual	Annual
0568-2	Biennial	Annual	Annual
0569-2	Biennial	Annual	Annual
0570-2	Annual	Annual	Annual
0572-2	Biennial	Annual	Annual
0573-2	Annual	Annual	Annual
0574-2	Annual	Annual	Annual
0575-2	Biennial	Annual	Annual
0576-2	Biennial	Annual	Annual
0577-2	Annual	Annual	Annual
0578-2	Biennial	Annual	Annual
0579-2	Biennial	Annual	Annual
0580-2	Biennial	Annual	Annual
0581-2	Biennial	Annual	Annual
0582-2	Biennial	Annual	Annual
0583-2	Annual	Annual	Annual
0584-2	Annual	Annual	Annual
0585-2	Annual	Annual	Annual
0586-2	Annual	Annual	Annual
0587-2	Annual	Annual	Annual
0588-2	Biennial	Annual	Annual
542	Annual	Annual	Annual
trans-1,2-DICHLOROETHENE			

Project: Pinellas_Layer2 **User Name:** C. Collins

Location: Pinellas **State:** Florida

Well	Recommended Sampling Frequency	Frequency Based on Recent Data	Frequency Based on Overall Data
0542	Annual	Annual	Annual
0551-2	Biennial	Annual	Annual
0554B	Annual	Annual	Annual
0555B	Biennial	Annual	Annual
0561-2	Biennial	Annual	Annual
0565-2	Biennial	Annual	Annual
0568-2	Biennial	Annual	Annual
0569-2	Biennial	Annual	Annual
0570-2	Biennial	Annual	Annual
0572-2	Biennial	Annual	Annual
0573-2	Annual	Annual	Annual
0574-2	Biennial	Annual	Annual
0575-2	Annual	Annual	Annual
0576-2	Annual	Annual	Annual
0577-2	Annual	Annual	Annual
0578-2	Biennial	Annual	Annual
0579-2	Biennial	Annual	Annual
0580-2	Biennial	Annual	Annual
0581-2	Annual	Annual	Annual
0582-2	Biennial	Annual	Annual
0583-2	Biennial	Annual	Annual
0584-2	Biennial	Annual	Annual
0585-2	Annual	Annual	Annual
0586-2	Biennial	Annual	Annual
0587-2	Biennial	Annual	Annual
0588-2	Biennial	Annual	Annual
542	Biennial	Annual	Annual
TRICHLOROETHYLENE (TCE)			
0542	Biennial	Annual	Annual
0551-2	Biennial	Annual	Annual
0554B	Annual	Annual	Annual
0555B	Biennial	Annual	Annual
0561-2	Biennial	Annual	Annual
0565-2	Biennial	Annual	Annual
0568-2	Biennial	Annual	Annual
0569-2	Biennial	Annual	Annual
0570-2	Biennial	Annual	Annual

Project: Pinellas_Layer2 **User Name:** C. Collins

Location: Pinellas **State:** Florida

Well	Recommended Sampling Frequency	Frequency Based on Recent Data	Frequency Based on Overall Data
0572-2	Biennial	Annual	Annual
0573-2	Annual	Annual	Annual
0574-2	Annual	Annual	Annual
0575-2	Annual	Annual	Annual
0576-2	Annual	Annual	Annual
0577-2	Annual	Annual	Annual
0578-2	Biennial	Annual	Annual
0579-2	Biennial	Annual	Annual
0580-2	Biennial	Annual	Annual
0581-2	Biennial	Annual	Annual
0582-2	Biennial	Annual	Annual
0583-2	Biennial	Annual	Annual
0584-2	Annual	Annual	Annual
0585-2	Annual	Annual	Annual
0586-2	Annual	Annual	Annual
0587-2	Annual	Annual	Annual
0588-2	Biennial	Annual	Annual
542	Biennial	Annual	Annual
VINYL CHLORIDE			
0542	SemiAnnual	SemiAnnual	SemiAnnual
0551-2	Annual	Annual	Annual
0554B	SemiAnnual	Annual	SemiAnnual
0555B	Biennial	Annual	Annual
0561-2	Biennial	Annual	Annual
0565-2	Annual	Annual	Annual
0568-2	Biennial	Annual	Annual
0569-2	Annual	Annual	Annual
0570-2	Annual	Annual	Annual
0572-2	Annual	Annual	Annual
0573-2	Annual	Annual	Annual
0574-2	Annual	Annual	Annual
0575-2	Annual	Annual	Annual
0576-2	Quarterly	Quarterly	Quarterly
0577-2	Annual	Annual	Annual
0578-2	Annual	Annual	Annual
0579-2	Annual	Annual	Annual
0580-2	Annual	Annual	Annual

Project: Pinellas_Layer2 **User Name:** C. Collins

Location: Pinellas **State:** Florida

Well	Recommended Sampling Frequency	Frequency Based on Recent Data	Frequency Based on Overall Data
0581-2	Quarterly	Annual	Quarterly
0582-2	Annual	Annual	Annual
0583-2	Annual	Annual	Annual
0584-2	Annual	Annual	Annual
0585-2	Annual	Annual	Annual
0586-2	Annual	Annual	Annual
0587-2	Annual	Annual	Annual
0588-2	Annual	Annual	Annual
542	Biennial	Annual	Annual

Note: Sampling frequency is determined considering both recent and overall concentration trends. Sampling Frequency is the final recommendation; Frequency Based on Recent Data is the frequency determined using recent (short) period of monitoring data; Frequency Based on Overall Data is the frequency determined using overall (long) period of monitoring data. If the "recent period" is defined using a different series of sampling events, the results could be different.

MAROS Sampling Frequency Optimization Results

Project: Pinellas_Layer3 **User Name:** C. Collins

Location: Pinellas **State:** Florida

The Overall Number of Sampling Events: 413

"Recent Period" defined by events: **From** Sample Event 220 **To** Sample Event 414

1/13/2016 3/20/2024 4:52:00 P

"Rate of Change" parameters used:

Constituent	Cleanup Goal	Low Rate	Medium Rate	High Rate
1,4-DIOXANE (P-DIOXANE)	0.0032	0.0016	0.0032	0.0064
cis-1,2-DICHLOROETHYLENE	0.07	0.035	0.07	0.14
trans-1,2-DICHLOROETHENE	0.1	0.05	0.1	0.2
TRICHLOROETHYLENE (TCE)	0.003	0.0015	0.003	0.006
VINYL CHLORIDE	0.001	0.0005	0.001	0.002

Units: Cleanup Goal is in mg/L; all rate parameters are in mg/L/year.

Well	Recommended Sampling Frequency	Frequency Based on Recent Data	Frequency Based on Overall Data
1,4-DIOXANE (P-DIOXANE)			
0554C	Annual	Annual	Annual
0555C	Biennial	Annual	Annual
0561-3	Biennial	Annual	Annual
0565-3	Biennial	Annual	Annual
0568-3	Annual	Annual	Annual
0569-3	Biennial	Annual	Annual
0570-3	Annual	Annual	Annual
0573-3	Biennial	Annual	Annual
0574-3	Biennial	Annual	Annual
0576-3	SemiAnnual	SemiAnnual	Annual
0577-3	Annual	Annual	Annual
0578-3	Annual	Annual	Annual
0579-3	Biennial	Annual	Annual
0580-3	Annual	Annual	Annual
0581-3	SemiAnnual	SemiAnnual	Annual
0582-3	SemiAnnual	SemiAnnual	SemiAnnual
0583-3	Biennial	Annual	Annual
0584-3	Annual	Annual	Annual
0585-3	Annual	Annual	Annual
0586-3	Annual	Annual	Annual

Project: Pinellas_Layer3 **User Name:** C. Collins

Location: Pinellas **State:** Florida

Well	Recommended Sampling Frequency	Frequency Based on Recent Data	Frequency Based on Overall Data
0587-3	Annual	Annual	Annual
0588-3	Biennial	Annual	Annual
S33C	Biennial	Annual	Annual
S67C	Annual	Annual	Annual
S67D	Annual	Annual	Annual
S68C	Annual	Annual	Annual
S68D	Annual	Annual	Annual
S69C	Annual	Annual	Annual
S69D	Annual	Annual	Annual
S70C	SemiAnnual	SemiAnnual	SemiAnnual
S70D	Annual	Annual	Annual
S71B	Annual	Annual	Annual
S71C	Annual	Annual	Annual
S71D	Annual	Annual	Annual
S73C	Annual	Annual	Annual
cis-1,2-DICHLOROETHYLENE			
0554C	Annual	Annual	Annual
0555C	Annual	Annual	Annual
0561-3	Biennial	Annual	Annual
0565-3	Annual	Annual	Annual
0568-3	Biennial	Annual	Annual
0569-3	Biennial	Annual	Annual
0570-3	Biennial	Annual	Annual
0573-3	Biennial	Annual	Annual
0574-3	Biennial	Annual	Annual
0576-3	Annual	Annual	Annual
0577-3	Biennial	Annual	Annual
0578-3	Biennial	Annual	Annual
0579-3	Biennial	Annual	Annual
0580-3	Biennial	Annual	Annual
0581-3	Biennial	Annual	Annual
0582-3	Biennial	Annual	Annual
0583-3	Biennial	Annual	Annual
0584-3	Biennial	Annual	Annual
0585-3	Biennial	Annual	Annual
0586-3	Biennial	Annual	Annual
0587-3	Biennial	Annual	Annual

Project: Pinellas_Layer3 **User Name:** C. Collins

Location: Pinellas **State:** Florida

Well	Recommended Sampling Frequency	Frequency Based on Recent Data	Frequency Based on Overall Data
0588-3	Biennial	Annual	Annual
S33C	Quarterly	Quarterly	SemiAnnual
S67C	Biennial	Annual	Annual
S67D	Biennial	Annual	Annual
S68C	Biennial	Annual	Annual
S68D	Annual	Annual	Annual
S69C	Biennial	Annual	Annual
S69D	Biennial	Annual	Annual
S70C	Biennial	Annual	Annual
S70D	Biennial	Annual	Annual
S71B	Biennial	Annual	Annual
S71C	Biennial	Annual	Annual
S71D	Biennial	Annual	Annual
S73C	Biennial	Annual	Annual
trans-1,2-DICHLOROETHENE			
0554C	Annual	Annual	Annual
0555C	Annual	Annual	Annual
0561-3	Biennial	Annual	Annual
0565-3	Biennial	Annual	Annual
0568-3	Biennial	Annual	Annual
0569-3	Biennial	Annual	Annual
0570-3	Biennial	Annual	Annual
0573-3	Biennial	Annual	Annual
0574-3	Annual	Annual	Annual
0576-3	Biennial	Annual	Annual
0577-3	Biennial	Annual	Annual
0578-3	Biennial	Annual	Annual
0579-3	Biennial	Annual	Annual
0580-3	Biennial	Annual	Annual
0581-3	Biennial	Annual	Annual
0582-3	Annual	Annual	Annual
0583-3	Biennial	Annual	Annual
0584-3	Biennial	Annual	Annual
0585-3	Biennial	Annual	Annual
0586-3	Biennial	Annual	Annual
0587-3	Biennial	Annual	Annual
0588-3	Biennial	Annual	Annual

Project: Pinellas_Layer3 **User Name:** C. Collins

Location: Pinellas **State:** Florida

Well	Recommended Sampling Frequency	Frequency Based on Recent Data	Frequency Based on Overall Data
S33C	Annual	Annual	Annual
S67C	Annual	Annual	Annual
S67D	Biennial	Annual	Annual
S68C	Biennial	Annual	Annual
S68D	Biennial	Annual	Annual
S69C	Biennial	Annual	Annual
S69D	Biennial	Annual	Annual
S70C	Biennial	Annual	Annual
S70D	Biennial	Annual	Annual
S71B	Biennial	Annual	Annual
S71C	Biennial	Annual	Annual
S71D	Biennial	Annual	Annual
S73C	Biennial	Annual	Annual
TRICHLOROETHYLENE (TCE)			
0554C	Annual	Annual	Annual
0555C	Biennial	Annual	Annual
0561-3	Biennial	Annual	Annual
0565-3	Biennial	Annual	Annual
0568-3	Biennial	Annual	Annual
0569-3	Biennial	Annual	Annual
0570-3	Biennial	Annual	Annual
0573-3	Biennial	Annual	Annual
0574-3	Annual	Annual	Annual
0576-3	Biennial	Annual	Annual
0577-3	Biennial	Annual	Annual
0578-3	Biennial	Annual	Annual
0579-3	Biennial	Annual	Annual
0580-3	Biennial	Annual	Annual
0581-3	Biennial	Annual	Annual
0582-3	Annual	Annual	Annual
0583-3	Biennial	Annual	Annual
0584-3	Biennial	Annual	Annual
0585-3	Annual	Annual	Annual
0586-3	Biennial	Annual	Annual
0587-3	Biennial	Annual	Annual
0588-3	Biennial	Annual	Annual
S33C	Quarterly	Quarterly	Quarterly

Project: Pinellas_Layer3 **User Name:** C. Collins

Location: Pinellas **State:** Florida

Well	Recommended Sampling Frequency	Frequency Based on Recent Data	Frequency Based on Overall Data
S67C	Annual	Annual	Annual
S67D	Biennial	Annual	Annual
S68C	Biennial	Annual	Annual
S68D	Biennial	Annual	Annual
S69C	Annual	Annual	Annual
S69D	Biennial	Annual	Annual
S70C	Annual	Annual	Annual
S70D	Biennial	Annual	Annual
S71B	Biennial	Annual	Annual
S71C	Biennial	Annual	Annual
S71D	Annual	Annual	Annual
S73C	Biennial	Annual	Annual
VINYL CHLORIDE			
0554C	Quarterly	Quarterly	Quarterly
0555C	Annual	Annual	Annual
0561-3	Biennial	Annual	Annual
0565-3	Biennial	Annual	Annual
0568-3	Biennial	Annual	Annual
0569-3	Annual	Annual	Annual
0570-3	Annual	Annual	Annual
0573-3	Annual	Annual	Annual
0574-3	Annual	Annual	Annual
0576-3	Annual	Annual	Annual
0577-3	Annual	Annual	Annual
0578-3	Annual	Annual	Annual
0579-3	Annual	Annual	Annual
0580-3	Annual	Annual	Annual
0581-3	Annual	Annual	Annual
0582-3	Annual	Annual	Annual
0583-3	Annual	Annual	Annual
0584-3	Annual	Annual	Annual
0585-3	Annual	Annual	Annual
0586-3	Annual	Annual	Annual
0587-3	Annual	Annual	Annual
0588-3	Annual	Annual	Annual
S33C	Quarterly	Quarterly	Annual
S67C	Annual	Annual	Annual

Project: Pinellas_Layer3 **User Name:** C. Collins

Location: Pinellas **State:** Florida

Well	Recommended Sampling Frequency	Frequency Based on Recent Data	Frequency Based on Overall Data
S67D	Annual	Annual	Annual
S68C	Annual	Annual	Annual
S68D	Annual	Annual	Annual
S69C	Annual	Annual	Annual
S69D	Annual	Annual	Annual
S70C	Annual	Annual	Annual
S70D	Annual	Annual	Annual
S71B	Annual	Annual	Annual
S71C	Annual	Annual	Annual
S71D	Annual	Annual	Annual
S73C	Annual	Annual	Annual

Note: Sampling frequency is determined considering both recent and overall concentration trends. Sampling Frequency is the final recommendation; Frequency Based on Recent Data is the frequency determined using recent (short) period of monitoring data; Frequency Based on Overall Data is the frequency determined using overall (long) period of monitoring data. If the "recent period" is defined using a different series of sampling events, the results could be different.