LMS/MND/51728

Vapor Intrusion Assessment: Phase II Characterization Data Evaluation Report Mound, Ohio, Site

November 2025

U.S. DEPARTMENT OF ENERGY | Legacy Management

This document is designed for online viewing.

Contents

Figures

Tables

Appendixes

Abbreviations

COC	chain of custody
DCA	dichloroethane
EMP	environmental monitoring procedure
EPA	U.S. Environmental Protection Agency
ft	feet
LEL	lower explosive limit
MCL	maximum contaminant level
µg/L	micrograms per liter
$\mu g/m^3$	micrograms per cubic meter
mL/min	milliliters per minute
O_2	oxygen
Ohio EPA	Ohio Environmental Protection Agency
OU-1	Operable Unit 1
PCE	tetrachloroethene
PID	photoionization detector
QAPP	Quality Assurance Project Plan
QC	quality control
QSM	Quality Systems Manual
SAP	Sampling and Analysis Plan
TCE	trichloroethene
VC	vinyl chloride
VI	vapor intrusion
VISL	vapor intrusion screening level
VOC	volatile organic compound

Executive Summary

This report provides a comprehensive overview of the Phase II soil-gas and groundwater sampling events that were performed to support the vapor intrusion (VI) assessment at the Mound, Ohio, Site. The purpose of this report is to document the field sampling effort, summarize the data results, and identify vapor-forming chemicals that may result in a potential health concern. This information was evaluated to identify areas that may result in unacceptable VI exposures to existing and future building occupants.

Three risk-based target values were developed to evaluate the soil-gas and groundwater data.

- **Screening level:** Excess lifetime cancer risk (ELCR) = 10^{-6} and Hazard Quotient (HQ) = 0.1. The screening level represents the lowest concentrations that can be present and result in no additional sampling or characterization.
- **Threshold level:** ELCR = 10^{-5} and HQ = 1. The threshold level represents concentrations that might warrant further evaluation. If concentrations are verified to be below the threshold level, then additional investigation or risk estimation is not considered to be warranted.
- **Action level:** ELCR = 10^{-4} and HQ = 3. The action level represents concentrations that require more immediate and in-depth evaluation to determine the potential for risk.

The results of the data review and evaluation determined that the vapor-forming chemicals of interest at the Mound site consist of chlorinated volatile organic compounds (VOCs). Figure ES-1 shows three areas identified where the concentrations of contaminants in soil gas exceed the threshold and action levels and could result in potential health concerns if a complete exposure pathway into an occupied building were present. The areas and the relevant contaminants are as follows:

- Area 1: trichloroethene (TCE)
- Area 4: tetrachloroethene, TCE, and vinyl chloride (VC)
- Area 7: TCE, VC, and benzene

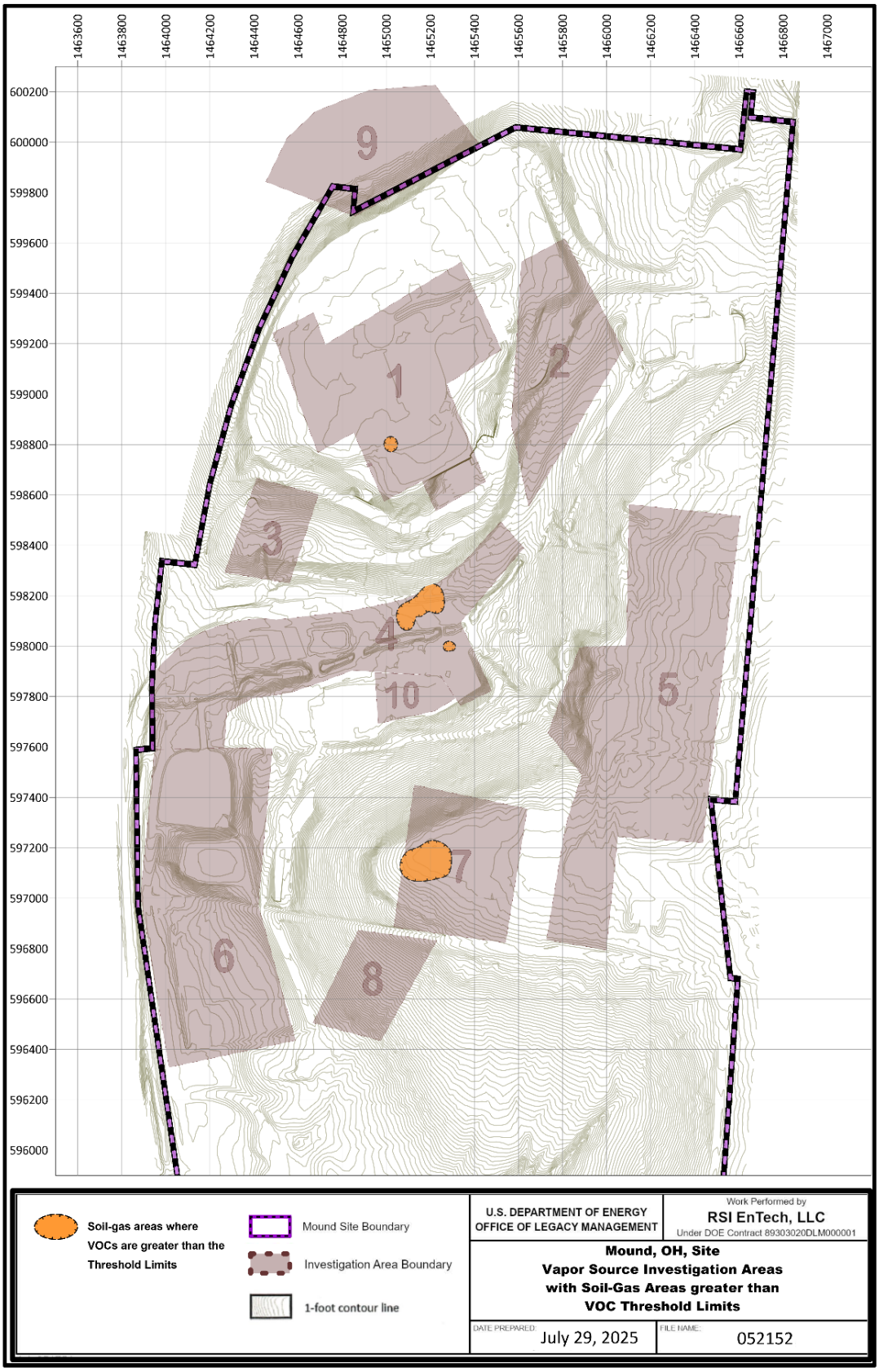

Figure ES-1. Vapor Source Investigation Area with Soil-Gas Areas Greater than VOC Threshold Levels

1.0 Introduction

As documented in the *Fourth Five-Year Review for the Mound, Ohio, Site, Miamisburg, Ohio* (DOE 2016), a review of historical sampling data at the Mound, Ohio, Site indicated the presence of subsurface vapor-forming chemicals, at least as of the date of sampling. Some samples were taken before environmental remediation of the Mound site; therefore, they would not be representative of current site conditions, as many contamination sources have since been removed. Information reviewed at the time of the Fourth Five-Year Review was not sufficient to evaluate the existence of complete exposure pathways under current or reasonably expected future conditions. The information reviewed did not prompt any immediate response actions but did require that an assessment report be provided to the Mound Core Team to summarize the historical data and determine whether future actions are required and, if actions are required, to include a schedule for that work.

The *Vapor Intrusion Assessment Work Plan at the Mound, Ohio, Site* (DOE 2017), hereafter called the VI Assessment Work Plan, presented the approach taken to ascertain whether complete vapor intrusion (VI) exposure pathways exist at the Mound site and, if so, whether exposures pose a risk to occupants in existing or future buildings. Because of the many variables that can influence the migration of vapors from the subsurface into buildings and structures, multiple lines of evidence are used to adequately evaluate whether VI pathways are complete. The VI assessment uses a phased approach to identify the locations of potential vapor sources (in soil and groundwater) and pathways that may warrant additional characterization.

Based on the results of the preliminary screening presented in *Vapor Intrusion Assessment: Phase I Preliminary Screening and Conceptual Model for the Mound, Ohio, Site* (DOE 2019), hereafter referred to as the Phase I Assessment Report, nine areas were identified for evaluation as part of Phase II (vapor source characterization and exposure pathway assessment) to determine the occurrence and concentration of soil vapor in these potential VI source areas. The Phase I Assessment Report provides the selection criteria that quantify why and how the investigation areas were defined, as well as the rationale for not sampling in some of these areas.

This *Vapor Intrusion Assessment: Phase II Characterization Data Evaluation Report, Mound, Ohio, Site* will document the result of the sampling outlined in the *Vapor Intrusion Assessment: Phase II Vapor Source Characterization Sampling and Analysis Plan for the Mound, Ohio, Site* (DOE 2023c), hereafter called the Phase II SAP, and identify areas where source strength might result in a potential health concern and where complete exposure pathways are likely for existing and future buildings.

The methodology used to assess the potential for exposure in existing and future buildings and structures was modeled after the following guidance documents:

- *OSWER Technical Guide for Assessing and Mitigating the Vapor Intrusion Pathway from Subsurface Vapor Sources to Indoor Air* (EPA 2015a)
- *Vapor Intrusion Pathway: A Practical Guideline* (ITRC 2007), an Interstate Technology and Regulatory Council Technical and Regulatory Guidance
- *Sample Collection and Evaluation of Vapor Intrusion to Indoor Air for Remedial Response, Resource Conservation and Recovery Act and Voluntary Action Programs* (Ohio EPA 2020)

2.0 Characterization Approach

Nine areas (Figure 1) were identified in the Phase I Assessment Report as potential vapor source areas that required additional investigation to evaluate VI pathways. The boundaries shown in Figure 1 indicate general areas where additional investigation was necessary to better determine the occurrence and concentration (source strength) of vapor-forming chemicals in the subsurface. Areas identified for additional investigation include those: (1) with a large number of soil samples with detectable concentrations of vapor-forming chemicals, (2) with groundwater or soil-gas values that exceed vapor intrusion screening level (VISL) calculator screening levels (EPA 2025), and (3) within or in close proximity to processing, storage, or disposal areas that could be considered sources of contamination to soil and groundwater. A more detailed explanation about the delineation of these areas is presented in the Phase I Assessment Report (DOE 2019).

An additional area adjacent to Area 4, designated as Area 10 (Figure 1), was identified for further investigation. This area was established to determine if there was a complete exposure pathway from two nearby areas identified through this sampling effort that could be considered possible vapor sources to a nearby building.

The following areas noted in Figure 1 were not included in the Phase II sampling effort:

- The Operable Unit 1 (OU-1) landfill and groundwater area (Area 6), which was addressed as part of the 2023 OU-1 Record of Decision amendment (DOE 2023a)
- Offsite seeps (Area 9), where concentrations in water did not exceed risk-based screening levels

2.1 Purpose

The purpose of this report is to document the field sampling effort and summarize the data for the Phase II sampling effort. The purpose of the sampling effort was to better determine the occurrence and concentration of vapor-forming chemicals in the subsurface. Limited soil-gas data were available for the Mound site to adequately determine if concentrations of vapor-forming chemicals in soil vapor (if present) occur at levels that could result in unacceptable exposures from VI to occupants of existing and future buildings. This sampling event was designed to collect data where the preliminary screening of historical data indicated the presence of vapor-forming chemicals above detection limits in the subsurface soil and above U.S. Environmental Protection Agency (EPA) and Ohio Environmental Protection Agency (Ohio EPA) screening levels in groundwater and soil gas.

2.2 Objective

The results obtained from the soil-gas and groundwater samples collected as part of the Phase II sampling effort were used to identify areas where source strength may result in a potential health concern and where complete exposure pathways are likely to affect occupants of existing and future buildings. Data were also evaluated to determine if additional sampling was required to better delineate areas where elevated soil-gas results were measured.

2.3 Sampling Approach

Four types of samples were collected under this program: grid samples, targeted samples, verification samples, and delineation samples. The grid and targeted samples were planned samples outlined in the Phase II SAP. Verification samples were samples collected at previously sampled locations to verify the concentrations of a contaminant from the initial samples. Delineation samples were additional samples collected to better define the areal or vertical extent of contamination in soil gas where elevated values were measured. The requirement for verification and delineation sampling was determined from the from the initial evaluation of the data from the grid or targeted samples as outlined in the Phase II SAP. Delineation sampling was also discussed with the Core Team before the work was executed in the field.

Historical data from groundwater samples indicate there are several areas where concentrations of vapor-forming chemicals are present in groundwater that may result in the generation of vapors at levels greater than target levels. Routine sampling data from wells in Area 4, Area 7, and Area 8 were collected as outlined in the Phase II SAP. In situ groundwater samples were collected during a one-time sampling event from locations in Area 4 in an area where historical data indicated elevated levels of volatile organic compounds (VOCs).

3.0 Analytical Results

Sampling was performed in eight areas (Figure 1) of the Mound site that were selected for additional investigation to evaluate the VI pathway. The boundaries shown in Figure 1 indicate general areas where it was decided that additional investigation was necessary to better determine the occurrence and concentration (source strength) of vapor-forming chemicals in the subsurface. Areas identified for additional investigation during the Phase I preliminary screening include those: (1) with a large number of soil samples with detectable concentrations of vapor-forming chemicals, (2) with groundwater or soil-gas values that exceed EPA VISL calculator screening levels, and (3) that are within or in close proximity to processing, storage, or disposal areas that could be considered sources of contamination to soil and groundwater. A more detailed explanation about the delineation of these areas is presented in the Phase I Assessment Report.

An additional area was sampled adjacent to Area 4 and was designated as Area 10 (Figure 1). This area was sampled to determine if there was a complete exposure pathway from two areas that could be considered possible vapor sources and a potential for unacceptable exposure to occupants in a nearby building.

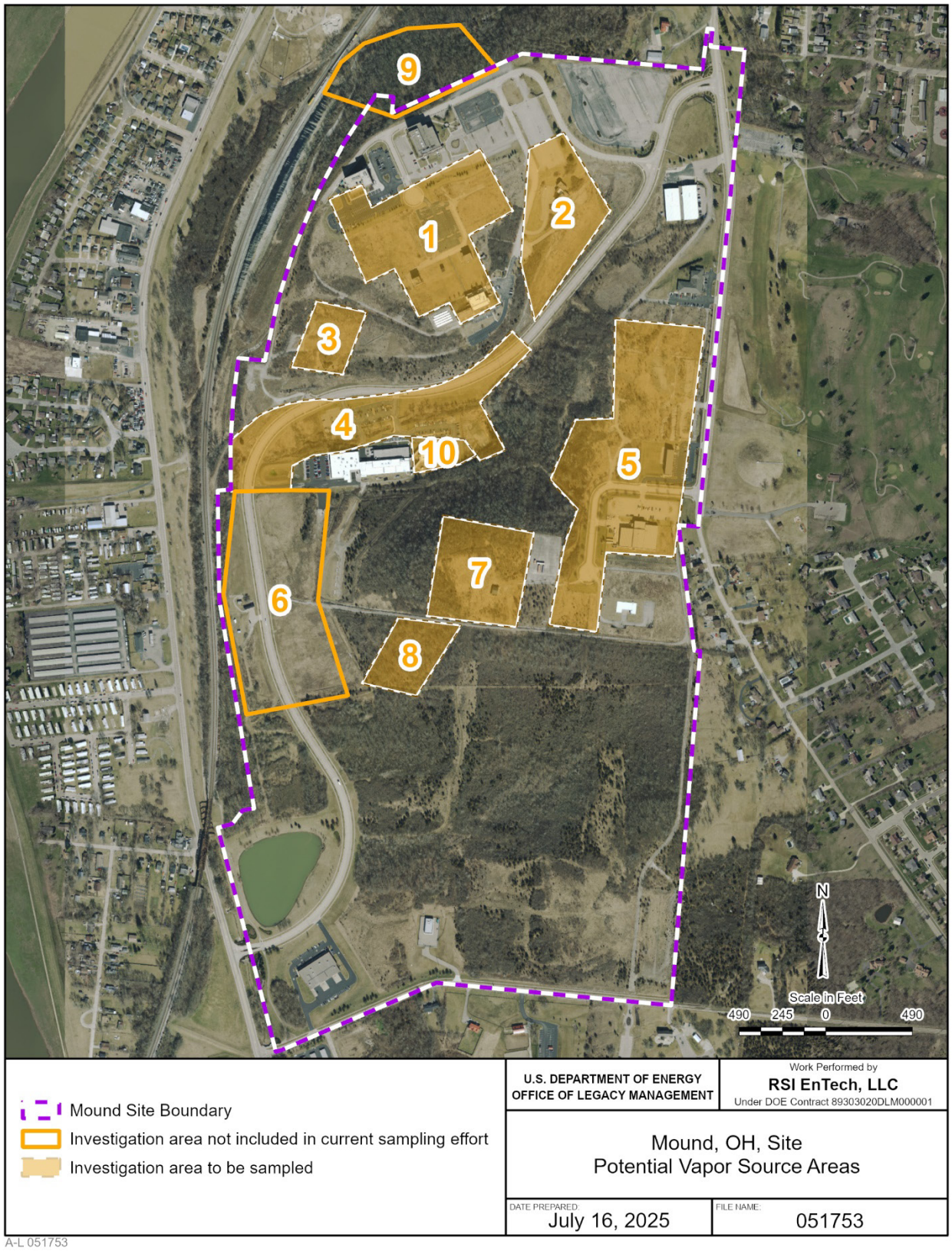

Figure 1. Soil-Gas Investigation Areas

3.1 Soil Gas

Appendix A contains a summary of the locations for soil-gas sampling in each area. Tables have been prepared for each area that include the respective sample IDs, sample intervals, coordinates, and sample types (grid, targeted, and delineation). Appendix A also includes figures prepared for each area that depict sampling locations, the 200 × 200-foot (ft) grid, and the boundaries of the Mound Development Corporation building lots.

Before sampling, locations were staked in the field and surveyed; this applied to all grid, targeted, and delineation sample locations. A walkover was also performed before sampling by the field lead and the site operations manager to determine whether offsets were necessary due to access (e.g., excessive vegetation or steep slopes) or utilities and buildings. Offsets greater than 25 ft were approved by the operations and project leads during the planning stages before sampling efforts were started. No changes to locations were made during sampling activities that required approval. Offset sampling points were surveyed at the end of the project. The summary tables in Appendix A provide notes on changes to locations made during the planning stage of the sampling effort.

Soil-gas sampling was performed using Summa canisters as outlined in Section 4.1.1, "Soil-Gas Sampling," of the Phase II SAP. Samples were submitted for analysis at an offsite contract laboratory for the following contaminants:

- Benzene
- Carbon tetrachloride
- Chloroform
- Ethylbenzene
- Naphthalene
- Tetrachloroethene (PCE)
- Trichloroethene (TCE)
- Toluene
- Xylenes
- Vinyl chloride (VC)
- 1,2-dichloroethane (1,2-DCA)
- 2-butanone
- 2-hexanone

Appendix B contains summary tables of soil-gas data from each area. Tables have been prepared for each area that include sample locations, sample intervals, analytical results, detection limits, and any laboratory or validation qualifiers.

3.2 Groundwater

Groundwater sampling was performed in Areas 4, 7, and 8. Appendix C contains a summary of the locations where groundwater was sampled in each area. Samples were collected from specific monitoring wells or from in situ sampling points in areas where no monitoring wells were present. Appendix C includes a map showing the locations of monitoring wells and in situ sampling points. These data were assessed to determine if concentrations of vapor-forming chemicals in groundwater are sufficient to be considered a possible vapor source.

Appendix D contains summary tables of groundwater data collected in 2023 and 2024 from each area. Groundwater samples were analyzed for the same contaminants listed for the soil-gas samples. Tables for each area include sample location, analytical results, detection limits, and any laboratory or validation qualifiers.

4.0 Data Evaluation

A data evaluation process was developed in the Phase II SAP. Data were compared to risk-based screening levels to identify areas where additional evaluation may be necessary and areas where no further evaluation is warranted. Data that were considered to represent possible vapor sources were furthered sampled and evaluated to determine if there was a potential for unacceptable exposures to occupants of existing or future buildings and if further evaluation of complete exposure pathways was necessary. If it was decided, after reviewing the data, that vapor sources that could result in unacceptable exposures were present, it was determined whether complete exposure pathways warrant additional characterization, such as the sampling of vapors around and beneath buildings.

4.1 Risk-Based Target Values

Three risk-based target values were developed for evaluation of data (DOE 2023c). Table 1 outlines the risk-based criteria for each level and defines what these levels represent.

Table 1. Risk-Based Comparison Value Definitions

Comparison Level	Risk-Based Criteria		Notes
	ELCR	HQ	
Screening level	1×10^{-6}	0.1	Represents the lowest concentrations that can be present and result in no additional sampling or characterization. The screening level takes into account the cumulative risk from multiple contaminants.
Threshold level	1×10^{-5}	1	Represents concentrations that might warrant further evaluation, such as source delineation or exposure pathway review. If concentrations are less than the threshold level, then additional investigation or risk estimation is not considered to be warranted (Ohio EPA 2020).

Table 1. Risk-Based Comparison Value Definitions (continued)

Comparison Level	Risk-Based Criteria		Notes
	ELCR	HQ	
Action level	1×10^{-4}	3	Represents concentrations that require more immediate and in-depth evaluation to determine the potential for risk. The action levels were modeled after the EPA removal management levels, which correspond to ELCR levels of approximately 1×10^{-4} and an HQ of up to 3 for long-term exposure to individual chemicals (EPA 1991). A 1×10^{-4} ELCR level corresponds to the upper end of the ELCR risk management range of 10^{-6} to 10^{-4} as discussed in the National Oil and Hazardous Substances Pollution Contingency Plan (Title 40 *Code of Federal Regulations* Section 300.430 [40 CFR 300.430]).

Abbreviations:
ELCR = excessive lifetime cancer risk
HQ = Hazard Quotient

Table 2 is a summary of the screening, threshold, and action levels for this assessment obtained using the EPA VISL calculator. The values generated using the calculator are chemical-specific risk-based concentrations for individual contaminants. The risk-based target values in the VISL calculator are based on a generic conceptual model for VI that assumes a groundwater or vadose-zone source of volatile vapors diffuses upward through unsaturated soil toward the surface and into buildings. The VISL calculator allows for inputs of site-specific exposure scenarios, target excess lifetime cancer risk levels for carcinogens, target Hazard Quotients for noncarcinogens, and average in situ groundwater temperature. The present and expected future onsite land use is commercial. The average in situ groundwater temperature is 15 °C. The VISL calculator outputs are provided in Appendix E.

Table 2. Screening, Threshold, and Action Levels Used for VI Evaluation of Soil Gas and Groundwater at the Mound Site

Contaminant	Media	Screening Level	Threshold Level	Action Level
Benzene	Soil gas (µg/m^3)	52	524	5,240
	Groundwater (µg/L)	11	107	1,070
Carbon tetrachloride	Soil gas (µg/m^3)	68	681	6,810
	Groundwater (µg/L)	2.8	28	277
Chloroform	Soil gas (µg/m^3)	18	178	854
	Groundwater (µg/L)	5.3	53	256
Ethylbenzene	Soil gas (µg/m^3)	164	1,640	16,400
	Groundwater (µg/L)	27	266	2,660
Naphthalene	Soil gas (µg/m^3)	12	120	1,200
	Groundwater (µg/L)	41	410	4,100
PCE	Soil gas (µg/m^3)	584	5,840	17,500
	Groundwater (µg/L)	41	408	1,220
TCE	Soil gas (µg/m^3)	29	292	876
	Groundwater (µg/L)	3.4	34	103
Toluene	Soil gas (µg/m^3)	73,000	730,000	2,190,000
	Groundwater (µg/L)	13,300	133,000	399,000
Total xylenes	Soil gas (µg/m^3)	1,460	14,600	43,800
	Groundwater (µg/L)	283	2,830	8,480
VC	Soil gas (µg/m^3)	93	929	9,290
	Groundwater (µg/L)	3.1	31	312
1,2-DCA	Soil gas (µg/m^3)	16	157	1,570
	Groundwater (µg/L)	16	155	1,550
1,1,1-trichloroethane	Soil gas (µg/m^3)	73,000	730,000	2,190,000
	Groundwater (µg/L)	4,760	47,600	143,000
2-butanone	Soil gas (µg/m^3)	73,000	730,000	2,190,000
	Groundwater (µg/L)	1,480,000	14,800,000	44,500,000
2-hexanone	Soil gas (µg/m^3)	438	4,380	13,100
	Groundwater (µg/L)	6,150	61,500	185,000

Notes:
Levels are risk-based concentrations developed as outlined in the Phase II SAP (DOE 2023c), and each is based on specific excess lifetime cancer risk and noncancer Hazard Quotients. Values were calculated using the EPA VISL calculator on June 9, 2025.
Groundwater values were determined using an attenuation factor of 0.001, as recommended in EPA VI guidance.

Abbreviations:
µg/L = micrograms per liter
µg/m^3 = micrograms per cubic meter

4.2 Evaluation Process

The results of the soil-gas and groundwater sampling were used to determine if subsurface vapor sources are present that have concentrations of vapor-forming chemicals that may pose an unacceptable risk to human health via VI pathways. Results were reviewed to determine if concentrations were sufficiently low as not to require any further investigation or if they exceeded target levels and therefore required additional evaluation or action.

Results from the samples collected from each location and specified depths as outlined in the Phase II SAP were initially compared to the value of 80% of a screening level for each contaminant provided in Table 2. If a result was less than this value, then no further analysis was required; however, if the result was greater than this value, then the location was typically resampled. The value of 80% of the screening level was incorporated into the evaluation process during the development of the Phase II SAP to address concerns relating to the variability of results caused by seasonality, changes in moisture contents, and other external factors.

Data from those locations that required resampling were evaluated using the flowchart in Figure 2 and risk-based values presented in Table 2 to determine if and where subsurface vapor sources are present that required additional review or evaluation or may result in a potential health concern if a complete exposure pathway were present. The evaluation of the resampled locations progressed by comparing individual sample results to both threshold and action levels provided in Table 2. Three outcomes were possible after this review:

1. If a threshold was not exceeded, then it is concluded that concentrations in soil-gas vapors are acceptable and that a complete VI exposure pathway would not be present; therefore, no additional action is required
2. If a threshold level was exceeded, then additional evaluation was warranted (the actions outlined in the flowchart in Figure 2 are undertaken)
3. If an action level was exceeded, then prompt discussion with the Core Team was initiated, as required in the flowchart

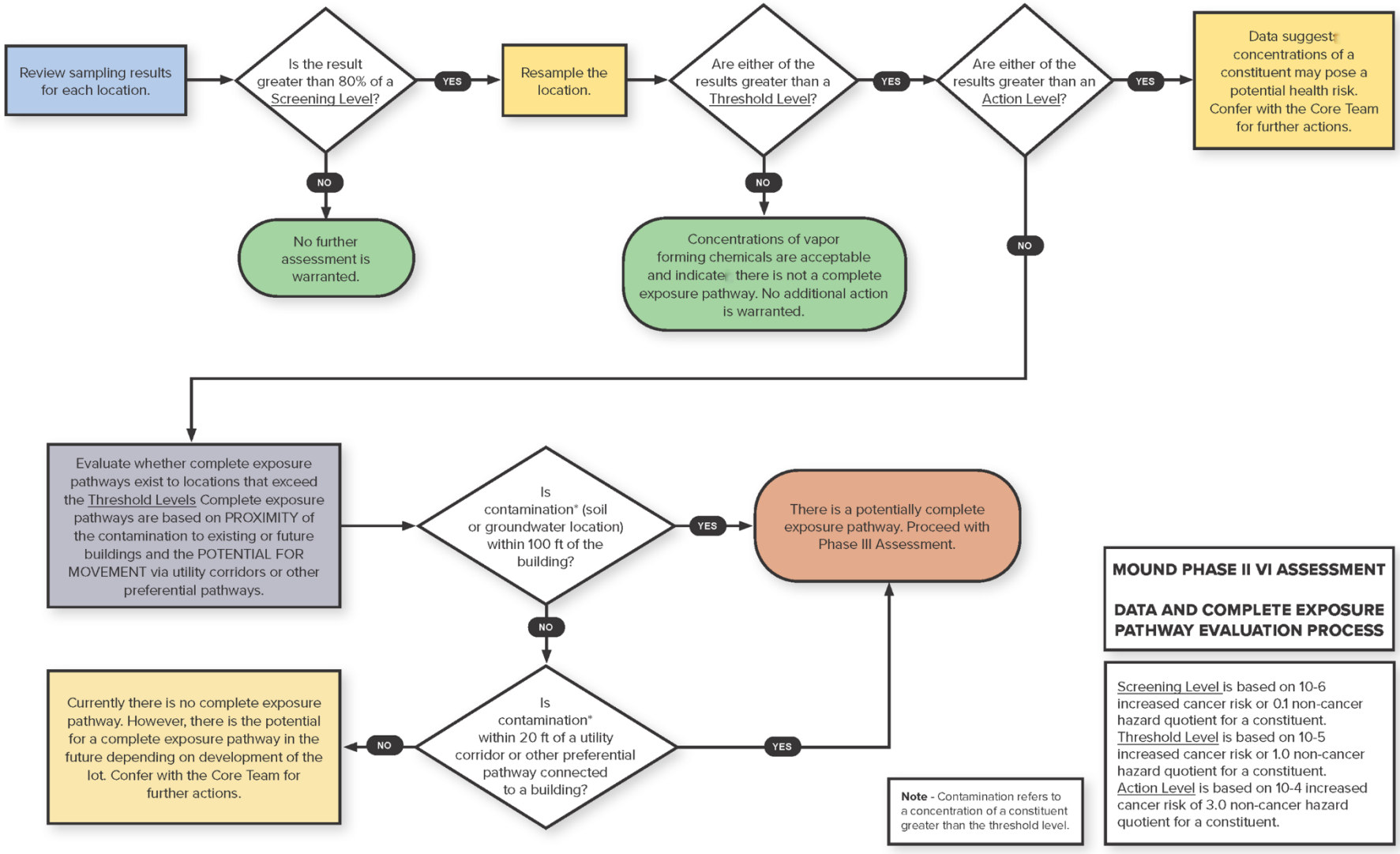

Figure 2. Mound Site Phase II VI Assessment Data and Complete Exposure Pathway Evaluation Process

4.3 Soil-Gas Evaluation Results

The following subsections discuss the sampling results from each area. Tables are provided that summarize locations and contaminants that were of interest as determined from the data evaluation process outlined in the data evaluation flowchart (Figure 2) presented in Section 4.2 and approved for use in the Phase II SAP (DOE 2023c). Tables are presented in Appendix B that summarize the data from each area.

Three categories of sample types are identified in the following evaluations. These categories are:

- **Initial:** Grid and targeted samples identified in the Phase II SAP.
- **Resample:** Samples collected to verify results based on the evaluation process (i.e., typically locations with results greater than 80% of the screening level of a contaminant).
- **Delineation:** Samples collected at additional locations selected to evaluate the lateral or vertical extent of contaminants in subsurface vapors.

Resampling and delineation sampling was discussed with the Core Team before the beginning of fieldwork.

4.3.1 Area 1

The planned locations 0101 through 0117 in Area 1 were initially sampled in August 2023. Resampling of several locations was performed in October 2023 to verify results for those locations with values greater than 80% of the screening level. Delineation sampling was performed in August 2024 at locations 0118 through 0124 in response to elevated TCE results associated with location 0112. Several of these delineation locations were resampled in October 2024 to verify the results for benzene at those locations with values greater than 80% of the screening level. Figure A-2 in Appendix A shows the sampling locations. Based on the evaluation of the data, the following contaminants exceeded target levels:

- Benzene
- Ethylbenzene
- PCE
- TCE
- Naphthalene

4.3.1.1 Benzene

Table 3 summarizes the results of the data evaluation for those locations that exceeded target levels for benzene. It was concluded from the evaluation that benzene does not pose a VI risk within Area 1. None of the samples exceed the threshold level of 524 micrograms per cubic meter ($\mu g/m^3$) for benzene measured in soil gas.

Table 3. Summary of Locations Exceeding Screening, Threshold, and Action Levels for Benzene in Area 1

Location ID	Interval (ft bgs)	Sample Type	Result (µg/m^3)	Notes
SG-VI-0102	4–6	Initial	110 (J)	> 80% screening level; resample location
		Resample	150	< Threshold level
SG-VI-0103	4–6	Initial	120	> 80% screening level; resample location
		Resample	110	< Threshold level
SG-VI-0103	9–11	Initial	210	> 80% screening level; resample location
		Resample	8.5	< Threshold level
SG-VI-0104	4–6	Initial	140	> 80% screening level; resample location
		Resample	130	< Threshold level
SG-VI-0105	4–6	Initial	200	> 80% screening level; resample location
		Resample	38	< Threshold level
SG-VI-0107	4–6	Initial	60	> 80% screening level; resample location
		Resample	22	< Threshold level
SG-VI-0108	9–11	Initial	75	> 80% screening level; resample location
		Resample	120	< Threshold level
SG-VI-0112	9–11	Initial	2.9	< 80% screening level; no action
		Resample[a]	120	> 80% screening level; resample location
		Delineation Resample	23 (J)	< Threshold level
SG-VI-0113	4–6	Initial	88	> 80% screening level; resample location
		Resample	89	< Threshold level
		Delineation Resample	240	< Threshold level
SG-VI-0113	6–8	Delineation Resample	110 (J)	< Threshold level
SG-VI-0122	9–11	Delineation	94 (J)	> 80% screening level; resample location
		Delineation Resample	13	< Threshold level
SG-VI-0123	4–6	Delineation	330	> 80% screening level; resample location
		Delineation Resample	64 (J)	< Threshold level
SG-VI-0124	4–6	Delineation	230	> 80% screening level; resample location
		Delineation Resample	200 (J)	< Threshold level
80% screening level (µg/m^3)			42	
Threshold level (µg/m^3)			524	
Action level (µg/m^3)			5240	

Note:
[a] Location was resampled because the TCE action level was exceeded at this interval.

Abbreviations:
bgs = below ground surface
J = estimated value

4.3.1.2 Ethylbenzene

Table 4 summarizes the results of the data evaluation for those locations that exceeded target levels for ethylbenzene. It was concluded from the evaluation that ethylbenzene does not pose a VI risk within Area 1. None of the samples exceed the threshold level of 1640 µg/m^3 for ethylbenzene measured in soil gas.

Table 4. Summary of Locations Exceeding Screening, Threshold, and Action Levels for Ethylbenzene in Area 1

Location ID	Interval (ft bgs)	Sample Date	Result (µg/m^3)	Notes
SG-VI-0105	4–6	Initial	270	> 80% screening level; resample location
		Resample	72	< Threshold level
SG-VI-0113	4–6	Delineation Resample	290	< Threshold level
SG-VI-0123	4–6	Delineation	440	> 80% screening level; resample location
		Delineation Resample	120	< Threshold level
SG-VI-0124	4–6	Delineation	340	> 80% screening level; resample location
		Delineation Resample	280 (J)	< Threshold level
80% screening level (µg/m^3)			131	
Threshold level (µg/m^3)			1,640	
Action level (µg/m^3)			16,400	

Abbreviations:
bgs = below ground surface
J = estimated value

4.3.1.3 TCE

Table 5 summarizes the results of the data evaluation for those locations that exceeded target levels for TCE. Results from the initial sampling indicated elevated levels of TCE at location 0112 in the 4 to 6 ft interval that exceeded the action level. To address the elevated concentrations of TCE at location 0112, it was decided to perform delineation sampling around the location to determine the extent of TCE in soil gas. Seven new locations (0118 through 0124) were sampled. It was concluded from the sampling that TCE concentrations greater than the threshold and actions levels are only present at location 0112. None of the other locations exceed the threshold level of 292 µg/m^3 for TCE measured in soil gas, and it can be concluded that TCE does not pose a VI risk to the remainder of Area 1.

Table 5. Summary of Locations Exceeding Screening, Threshold, and Action Levels for TCE in Area 1

Location ID	Interval (ft bgs)	Sample Date	Result (µg/m^3)	Notes
SG-VI-0103	9–11	Initial	220	> 80% screening level; resample location
		Resample	6.6	< Threshold level
SG-VI-0104	4–6	Initial	260	> 80% screening level; resample location
		Resample	69	< Threshold level
SG-VI-0105	4–6	Initial	71	> 80% screening level; resample location
		Resample	3.5	< Threshold level
SG-VI-0110	4–6	Initial	24	> 80% screening level; resample location
		Resample	9.8	< Threshold level
SG-VI-0112	**4–6**	**Initial**	**2300**	**> Action level; resample location**
		Resample	**1700**	**> Action level; deferred to Core Team**
		Resample	**2200**	**> Action level; deferred to Core Team**
SG-VI-0112	9–11	Initial	46	> 80% screening level; resample location
		Resample	130 (J)	< Threshold level
		Resample	18	< Threshold level
SG-VI-0121	9–11	Delineation	30	< Threshold level
80% screening level (µg/m^3)			23	
Threshold level (µg/m^3)			292	
Action level (µg/m^3)			876	

Note:
Locations shown in bold and shaded rows exceed action levels.

Abbreviations:
bgs = below ground surface
J = estimated value

The Core Team specifically reviewed the data associated with the 4 to 6 ft interval at location 0112. The results of the sampling indicated that TCE in soil gas exceeds the action level. This has been identified as a discrete zone of TCE impact. The Core Team decided that no additional action was warranted based on the construction of T Building and the location of the TCE impact being in the shallow interval.

4.3.1.4 PCE

Table 6 summarizes the results of the data evaluation for those locations that exceeded target levels for PCE. It was concluded from the evaluation that PCE does not pose a VI risk within Area 1. None of the samples exceed the threshold level of 5840 µg/m^3 for PCE measured in soil gas.

Table 6. Summary of Locations Exceeding Screening, Threshold, and Action Levels for PCE in Area 1

Location ID	Interval (ft bgs)	Sample Date	Result (µg/m^3)	Notes
SG-VI-0105	4–6	Initial	4,000	> 80% screening level; resample location
		Resample	270	< Threshold level
80% screening level (µg/m^3)			467	
Threshold level (µg/m^3)			5,840	
Action level (µg/m^3)			17,500	

Abbreviation:
bgs = below ground surface

4.3.1.5 Naphthalene

Table 7 summarizes the results of the data evaluation for those locations that exceeded target levels for naphthalene. Results indicate that concentrations of naphthalene at location 0123 exceed threshold levels. It was decided that this is a discrete area of impact. It was concluded from the evaluation and review of contaminant distribution that naphthalene does not pose a VI risk within Area 1. None of the samples from the other locations exceed the threshold level of 120 µg/m^3 for naphthalene measured in soil gas.

Table 7. Summary of Locations Exceeding Screening, Threshold, and Action Levels for Naphthalene in Area 1

Location ID	Interval (ft bgs)	Sample Date	Result (µg/m^3)	Notes
SG-VI-0105	4–6	Initial	11	> 80% screening level; resample location
		Resample	6.4	< Threshold level
SG-VI-0112	9–11	Initial	2.2	< 80% screening level
		Resample	23	> 80% screening level; resample location
		Resample	1.1 (J)	< Threshold level
SG-VI-0113	4–6	Initial	37	> 80% screening level; resample location
		Resample	6.0	< Threshold level
SG-VI-0121	9–11	Delineation	23	> 80% screening level < Threshold level
SG-VI-0123	**4–6**	**Delineation**	**1100**	**> Action level; resample location**
		Delineation Resample	170	> Threshold level; evaluated and determined no additional action
SG-VI-0124	4–6	Delineation	10	> 80% screening level; resample location
		Delineation Resample	20	< Threshold level
80% screening level (µg/m^3)			9.6	
Threshold level (µg/m^3)			120	
Action level (µg/m^3)			1200	

Note:
Locations shown in bold and shaded rows exceed action levels.

Abbreviations:
bgs = below ground surface
J = estimated value

4.3.2 Area 2

The planned locations 0201 through 0209 in Area 2 were initially sampled in August 2023. Resampling of several locations was performed in October 2023 to verify results for those locations with values greater than 80% of the screening levels. At the request of the Core Team, location 0209 was resampled again in July 2024 to reverify the results for benzene and ethylbenzene in the 12–14 ft interval. Figure A-3 in Appendix A shows the sampling locations. Based on evaluation of the data, the following contaminants exceeded target levels:

- Benzene
- Ethylbenzene

4.3.2.1 Benzene

Table 8 summarizes the results of the data evaluation for those locations that exceeded target levels for benzene. It was concluded from the evaluation that benzene does not pose a VI risk within Area 2. Only one sample from location 0209 exceeded the threshold level for benzene; the results from the resampling of this location were less than the threshold level. None of the other samples exceed the threshold level of 524 µg/m^3 for benzene measured in soil gas.

Table 8. Summary of Locations Exceeding Screening, Threshold, and Action Levels for Benzene in Area 2

Location ID	Interval (ft bgs)	Sample Date	Result (µg/m^3)	Notes
SG-VI-0203	4–6	Initial	78	> 80% screening level; resample location
		Resample	36	< Threshold level
SG-VI-0204	9–11	Initial	73 (J)	> 80% screening level; resample location
		Resample	78 (J)	< Threshold level
SG-VI-0205	4–6	Initial	130 (J)	> 80% screening level; resample location
		Resample	34	< Threshold level
SG-VI-0207	4–6	Initial	140	> 80% screening level; resample location
		Resample	21	< Threshold level
SG-VI-0207	9–11	Initial	59 (J)	> 80% screening level; resample location
		Resample	50 (J)	< Threshold level
SG-VI-0208	4–6	Initial	150	> 80% screening level; resample location
		Resample	1.1	< Threshold level
SG-VI-0209	12–14	Initial	630	> Threshold level; resample location
		Resample	47	Result significantly different; EPA and Ohio EPA request additional resampling
		Resample	170 (J)	< Threshold level
80% screening level (µg/m^3)			42	
Threshold level (µg/m^3)			524	
Action level (µg/m^3)			5240	

Abbreviations:
bgs = below ground surface
J = estimated value

4.3.2.2 Ethylbenzene

Table 9 summarizes the results of the data evaluation for those locations that exceeded target levels for ethylbenzene. It was concluded from the evaluation that ethylbenzene does not pose a VI risk within Area 2. None of the samples exceed the threshold level of 1640 µg/m^3 for ethylbenzene measured in soil gas.

Table 9. Summary of Locations Exceeding Screening, Threshold, and Action Levels for Ethylbenzene in Area 2

Location ID	Interval (ft bgs)	Sample Date	Result (µg/m^3)	Notes
SG-VI-0209	12–14	Initial	240	> 80% screening level; resample location
		Resample	13	Result significantly different; EPA and Ohio EPA request additional resampling
		Resample	79	< Threshold level
80% screening level (µg/m^3)			131	
Threshold level (µg/m^3)			1,640	
Action level (µg/m^3)			16,400	

Abbreviation:
bgs = below ground surface

4.3.3 Area 3

The planned locations 0301 through 0305 in Area 3 were initially sampled in September 2023. Resampling of several locations was performed in November 2023 to verify results for those locations with values greater than 80% of the screening levels. Figure A-4 in Appendix A shows the sampling locations. Based on the evaluation of the data, the following contaminant exceeded evaluation levels:

- Benzene

4.3.3.1 Benzene

Table 10 summarizes the results of the data evaluation for those locations that exceeded target levels for benzene. It was concluded from the evaluation that benzene does not pose a VI risk within Area 3. None of the samples exceed the threshold level of 524 µg/m^3 for benzene measured in soil gas.

Table 10. Summary of Locations Exceeding Screening, Threshold, and Action Levels for Benzene in Area 3

Location ID	Interval (ft bgs)	Sample Date	Result (µg/m^3)	Notes
SG-VI-0302	9–11	Initial	99	> 80% screening level; resample location
		Resample	3.7	< Threshold level
SG-VI-0303	9–11	Initial	94	> 80% screening level; resample location
		Resample	17	< Threshold level
SG-VI-0304	9–11	Initial	180	> 80% screening level; resample location
		Resample	59	< Threshold level
SG-VI-0305	10–12	Initial	75	> 80% screening level; resample location
		Resample	3.9	< Threshold level
80% screening level (µg/m^3)			42	
Threshold level (µg/m^3)			524	
Action level (µg/m^3)			5240	

Abbreviation:
bgs = below ground surface

4.3.4 Area 4

The planned locations 0401 through 0428 in Area 4 were initially sampled between March 2023 and July 2023. Resampling of several initial locations was performed in November 2023 to verify results for those locations with values greater than 80% of the screening levels. Locations 0416 through 0425 were not included in the resampling event based on the evaluation of the initial data; it was decided that the reported concentrations in the initial samples were sufficiently high to warrant additional evaluation and delineation rather than resampling to verify the initial results. Delineation sampling was performed in October and November 2024 in response to elevated values for several VOCs in two areas within Area 4. Vertical profiling was performed at locations 0407, 0416, 0417, and 0418, and lateral and vertical profiling were performed at additional locations 0429 through 0437. Vertical profiling consisted of collecting samples at 5 ft intervals until refusal on bedrock. Three locations (0438 through 0440) were added in November 2024 to further delineate VOCs north of Vanguard Boulevard; however, no samples were collected at location 0440 due to shallow refusal on bedrock. Figures A-5 and A-6 in Appendix A show the sampling locations. Based on the evaluation of the data, the following contaminants exceeded target levels:

- Benzene
- PCE
- TCE
- VC

4.3.4.1 Benzene

Table 11 summarizes the results of the data evaluation for those locations that exceeded target levels for benzene. It was concluded from the evaluation that benzene does not pose a VI risk within Area 4. None of the samples exceed the threshold value of 524 µg/m^3 for benzene measured in soil gas.

Table 11. Summary of Locations Exceeding Screening, Threshold, and Action Levels for Benzene in Area 4

Location ID	Interval (ft bgs)	Sample Date	Result (µg/m^3)	Notes
SG-VI-0403	9–11	Initial	240	> 80% screening level; resample location
		Resample	21	< Threshold level
SG-VI-0406	4–6	Initial	44	> 80% screening level; resample location
		Resample	7.5	< Threshold level
SG-VI-0406	9–11	Initial	46	> 80% screening level; resample location
		Resample	10	< Threshold level
SG-VI-0407	9–11	Initial	88	> 80% screening level; resample location
		Resample	110 (J)	< Threshold level
SG-VI-0416	14–16	Delineation	310 (J)	< Threshold level
SG-VI-0417	9–11	Delineation	48 (J)	< Threshold level
SG-VI-0417	14–16	Delineation	UJ (< 310)	Estimated detection limit < threshold level
SG-VI-0417	17–19	Initial	UJ (< 340)	Estimated detection limit < threshold level
SG-VI-0418	9–11	Delineation	UJ (< 76)	Estimated detection limit < threshold level
SG-VI-0418	14–16	Delineation	UJ (< 51)	Estimated detection limit < threshold level
SG-VI-0418	17–19	Initial	260	< Threshold level
SG-VI-0419	19–21	Initial	75	< Threshold level
SG-VI-0420	18–20	Initial	200	< Threshold level
SG-VI-0421	12–14	Initial	93 (J)	< Threshold level
SG-VI-0422	10–12	Initial	130 (J)	< Threshold level
SG-VI-0425	11–13	Initial	88	< Threshold level
SG-VI-0432	9–11	Delineation	42 (J)	< Threshold level
SG-VI-0432	14–16	Delineation	74 (J)	< Threshold level
SG-VI-0433	4–6	Delineation	240	< Threshold level
SG-VI-0434	4–6	Delineation	79	< Threshold level
SG-VI-0435	9–11	Delineation	97	< Threshold level
SG-VI-0437	19–21	Delineation	46	< Threshold level
80% screening level (µg/m^3)			42	
Threshold level (µg/m^3)			524	
Action level (µg/m^3)			5240	

Abbreviations:
bgs = below ground surface
J = estimated value
UJ = parameter analyzed for but not detected above estimated value

4.3.4.2 PCE

Table 12 summarizes the results of the data evaluation for those locations that exceeded target levels for PCE. It was concluded from the sampling that there are two areas within Area 4 with VOC contamination that has resulted in elevated concentrations of PCE in soil gas. Samples from five locations have concentrations of PCE in soil gas that exceed the action level of 17,500 µg/m^3.

Table 12. Summary of Locations Exceeding Screening, Threshold, and Action Levels for PCE in Area 4

Location ID	Interval (ft bgs)	Sample Date	Result (µg/m^3)	Notes
SG-VI-0407	**9–11**	**Resample**	**290,000**	**> Action level; additional evaluation and delineation**
SG-VI-0416	8–10	Initial	2,100	< Threshold level
SG-VI-0416	14–16	Delineation	7,800	> Threshold level; additional evaluation or delineation
SG-VI-0416	19–21	Delineation	1,700	< Threshold level
SG-VI-0417	14–16	Delineation	U (< 970)	Estimated detection limit < threshold level
SG-VI-0417	**17–19**	**Initial**	**170,000**	**> Action level; additional evaluation or delineation**
SG-VI-0418	**17–19**	**Initial**	**86,000**	**> Action level; additional evaluation or delineation**
SG-VI-0420	**18–20**	**Initial**	**28,000**	**> Action level; additional evaluation or delineation**
SG-VI-0429	4–6	Delineation	1,100	< Threshold level
SG-VI-0429	9–11	Delineation	700	< Threshold level
SG-VI-0430	4–6	Delineation	4,600	< Threshold level
SG-VI-0430	9–11	Delineation	12,000	> Threshold level; additional evaluation or delineation
SG-VI-0430	**14–16**	**Delineation**	**34,000**	**> Action level; additional evaluation or delineation**
SG-VI-0431	4–6	Delineation	500	< Threshold level
80% screening level (µg/m^3)			467	
Threshold level (µg/m^3)			5,840	
Action level (µg/m^3)			17,500	

Note:
Locations shown in bold and shaded rows exceed action levels.

Abbreviations:
bgs = below ground surface
U = parameter analyzed for but not detected

4.3.4.3 TCE

Table 13 summarizes the results of the data evaluation for those locations that exceeded target levels for TCE. It was concluded from the sampling that there are two areas within Area 4 with VOC contamination that has resulted in elevated concentrations of TCE in soil gas. Samples from nine locations have concentrations of TCE in soil gas that exceed the action level of 876 µg/m^3.

Table 13. Summary of Locations Exceeding Screening, Threshold, and Action Levels for TCE in Area 4

Location ID	Interval (ft bgs)	Sample Type	Result (µg/m^3)	Notes
SG-VI-0407	**9–11**	**Resample**	**250,000**	**> Action level; additional evaluation or delineation**
SG-VI-0407	14–16	Delineation	51	< Threshold level
SG-VI-0416	4–6	Delineation	28 (J)	< Threshold level
SG-VI-0416	**8–10**	**Initial**	**2,600**	**> Action level; additional evaluation or delineation**
SG-VI-0416	**14–16**	**Resample**	**15,000**	**> Action level; additional evaluation or delineation**
SG-VI-0416	**19–21**	**Resample**	**2,100**	**> Action level; additional evaluation or delineation**
SG-VI-0417	9–11	Delineation	280 (J)	< Threshold level
SG-VI-0417	**14–16**	**Delineation**	**5,600**	**> Action level; additional evaluation or delineation**
SG-VI-0417	**17–19**	**Initial**	**200,000**	**> Action level; additional evaluation or delineation**
SG-VI-0418	9–11	Delineation	UJ (< 350)	Estimated detection limit < action level
SG-VI-0418	14–16	Delineation	790 (J)	Estimated detection limit < action level
SG-VI-0418	**17–19**	**Initial**	**66,000**	**> Action level; additional evaluation or delineation**
SG-VI-0419	19–21	Initial	29	< Threshold level
SG-VI-0420	**18–20**	**Initial**	**100,000**	**> Action level; additional evaluation or delineation**
SG-VI-0422	**10–12**	**Initial**	**4,300**	**> Action level; additional evaluation or delineation**
SG-VI-0423	3–5	Initial	120	< Threshold level
SG-VI-0424	11–13	Initial	580	> Threshold level; additional evaluation or delineation
SG-VI-0425	**11–13**	**Initial**	**2,200**	**> Action level; additional evaluation or delineation**
SG-VI-0430	9–11	Delineation	75 (J)	< Threshold level
SG-VI-0430	**14–16**	**Delineation**	**70,000**	**> Action level; additional evaluation or delineation**
SG-VI-0430	**19–21**	**Delineation**	**890**	**> Action level; additional evaluation or delineation**
SG-VI-0435	9–11	Delineation	80	< Threshold level
SG-VI-0437	4–6	Delineation	59	< Threshold level
SG-VI-0437	9–11	Delineation	66	< Threshold level
SG-VI-0437	14–16	Delineation	68	< Threshold level
SG-VI-0437	19–21	Delineation	34	< Threshold level
SG-VI-0437	24–26	Delineation	68	< Threshold level
80% screening level (µg/m^3)			23	
Threshold level (µg/m^3)			292	
Action level (µg/m^3)			876	

Note:
Locations shown in bold and shaded rows exceed action levels.

Abbreviations:
bgs = below ground surface, J = estimated value, UJ = parameter analyzed for but not detected above estimated value

4.3.4.4 VC

Table 14 summarizes the results of the data evaluation for those locations that exceeded target levels for VC. It was concluded from the sampling that there are two areas within Area 4 with VOC contamination that has resulted in elevated concentrations of VC in soil gas. Samples from four locations have concentrations of VC in soil gas that exceed the action level of 9290 µg/m^3.

Table 14. Summary of Locations Exceeding Screening, Threshold, and Action Levels for VC in Area 4

Location ID	Interval (ft bgs)	Sample Type	Result (µg/m^3)	Notes
SG-VI-0407	9–11	Resample	5,200 (J)	> Threshold level
SG-VI-0416	4–6	Delineation	77 (J)	< Threshold level
SG-VI-0416	8–10	Initial	100	> 80% screening level; additional evaluation or delineation
SG-VI-0416	14–16	Delineation	3,000	> Threshold level; additional evaluation or delineation
SG-VI-0416	19–21	Delineation	140	< Threshold level
SG-VI-0417	**9–11**	**Delineation**	**33,000**	**> Action level; additional evaluation or delineation**
SG-VI-0417	**14–16**	**Delineation**	**160,000**	**> Action level; additional evaluation or delineation**
SG-VI-0417	**19–21**	**Initial**	**26,000**	**> Action level; additional evaluation or delineation**
SG-VI-0418	**9–11**	**Delineation**	**66,000**	**> Action level; additional evaluation or delineation**
SG-VI-0418	**14–16**	**Delineation**	**45,000**	**> Action level; additional evaluation or delineation**
SG-VI-0418	**17–19**	**Initial**	**15,000**	**> Action level; additional evaluation or delineation**
SG-VI-0419	19–21	Initial	180	< Threshold level
SG-VI-0420	**18–20**	**Initial**	**63,000**	**> Action level; additional evaluation or delineation**
SG-VI-0421	12–14	Initial	8,600	> Threshold level; additional evaluation or delineation
SG-VI-0422	**10–12**	**Initial**	**120,000**	**> Action level; additional evaluation or delineation**
SG-VI-0424	11–13	Initial	2,700	> Threshold level; additional evaluation or delineation
SG-VI-0425	11–13	Initial	210	> 80% screening level; additional evaluation or delineation
SG-VI-0430	14–16	Delineation	150 (J)	< Threshold level
SG-VI-0437	4–6	Delineation	100	< Threshold level
80% screening level (µg/m^3)			74	
Threshold level (µg/m^3)			929	
Action level (µg/m^3)			9,290	

Note:
Locations shown in bold and shaded rows exceed action levels.

Abbreviations:
bgs = below ground surface
J = estimated values less than the reporting limit

4.3.4.5 Other Vapor-Forming Chemicals

The results of the data evaluation for locations 0417, 0418, 0420, 0421, 0422, and 0430 indicated that the values for the vapor-forming chemicals listed below were reported below estimated detection limits, as indicated by the UJ in the data qualifiers. Several of the estimated detection limits were greater than threshold or action levels. The chemicals and their estimated detection limits as compared to their target values are as follows:

- **Ethylbenzene:** Estimated detection limits are less than threshold levels
- **1,2-DCA:** Estimated detection limits are greater than threshold levels but less than action levels
- **Carbon tetrachloride:** Estimated detection limits are greater than threshold levels but less than action levels
- **Chloroform:** Estimated detection limits are greater than threshold levels but less than action levels
- **Naphthalene:** Estimated detection limits are greater than threshold or action levels
- **2-hexanone:** Estimated detection limits are less than threshold levels

The higher estimated detection limits for these analytes were the result of dilution performed on the samples due to the presence of high-level target species, the presence of high-level nontarget species, or matrix interferences. The contract laboratory reported that, because of high dilution factors resulting in extremely elevated detection limits, the results were qualified with a U as not detected and further qualified with a J as estimated.

It is possible that these vapor-forming chemicals may be present in samples at levels that are greater than threshold or action levels. The results of the current data are inconclusive; however, these locations have been identified as having levels of benzene, TCE, or VC that exceed their respective threshold or action levels.

4.3.5 Area 5

The planned locations 0501 through 0527 in Area 5 were initially sampled in February 2024. Resampling of several locations was performed in July 2024 to verify results for those locations with values greater than 80% of the screening levels. Locations 0520 and 0527 were resampled again in September 2024 to verify the previous results for benzene because of the proximity of Building 101. Location 0506 was added to this resampling event because it had been omitted from the July resampling. Attempts were made to perform vertical delineation at locations 0520 and 0527, but sampler refusal was made 6 ft below the ground surface. Figure A-7 in Appendix A shows the sampling locations. Based on the evaluation of the data, the following contaminants exceeded evaluation levels:

- Benzene
- Ethylbenzene
- TCE

4.3.5.1 Benzene

Table 15 summarizes the results of the data evaluation for those locations that exceeded target levels for benzene. It was concluded from the evaluation that benzene does not pose a VI risk within Area 5. Locations 0520 and 0527 each had results reporting benzene concentrations greater than the threshold value of 524 µg/m^3. The verification result for location 0520 was reported as an estimated value due to poor replication with the field duplicate, which was reported as 140 µg/m^3. The second verification result for 0527 was reported below the threshold level. None of the samples from the remaining locations exceeded the threshold level. It was decided by the Core Team that no additional action was warranted and that benzene does not pose a VI risk in Area 5.

Table 15. Summary of Locations Exceeding Screening, Threshold, and Action Levels for Benzene in Area 5

Location ID	Interval (ft bgs)	Sample Date	Result (µg/m^3)	Notes
SG-VI-0503	4–6	Initial	180 (J)	> 80% screening level; resample location
		Resample	66 (J)	< Threshold level
SG-VI-0506	4–6	Initial	61	> 80% screening level; resample location
		Resample	61	< Threshold level
SG-VI-0506	6–8	Delineation	UJ (< 100)	Estimated detection limit < threshold level
SG-VI-0507	4–6	Initial	65	> 80% screening level; resample location
		Resample	34	< Threshold level
SG-VI-0511	4–6	Initial	110 (J)	> 80% screening level; resample location
		Resample	27	< Threshold level
SG-VI-0511	9–11	Initial	230	> 80% screening level; resample location
		Resample	110	< Threshold level
SG-VI-0513	4–6	Initial	130	> 80% screening level; resample location
		Resample	500	< Threshold level
SG-VI-0514	4–6	Initial	220	> 80% screening level; resample location
		Resample	19	< Threshold level
SG-VI-0515	4–6	Initial	98	> 80% screening level; resample location
		Resample	24	< Threshold level
SG-VI-0519	4–6	Initial	92	> 80% screening level; resample location
		Resample	160	< Threshold level
SG-VI-0520	4–6	Initial	380	> 80% screening level; resample location
		Resample	49 (J)	< Threshold level
		Resample	720 (J)	> Threshold level; deferred to Core Team
SG-VI-0521	4–6	Initial	100	> 80% screening level; resample location
		Resample	110	< Threshold level
SG-VI-0522	3–5	Initial	45	> 80% screening level; resample location
		Resample	6	< Threshold level
SG-VI-0523	28–30	Initial	170 (J)	> 80% screening level; resample location
		Resample	55 (J)	< Threshold level

Table 15. Summary of Locations Exceeding Screening, Threshold, and Action Levels for Benzene in Area 5 (continued)

Location ID	Interval (ft bgs)	Sample Date	Result (µg/m^3)	Notes
SG-VI-0526	5–7	Initial	100	> 80% screening level; resample location
		Resample	76 (J)	< Threshold level
SG-VI-0527	4–6	Initial	360	> 80% screening level; resample location
		Resample	530	> Threshold level; deferred to Core Team; resample
		Resample	270 (J)	< Threshold level
80% screening level (µg/m^3)			42	
Threshold level (µg/m^3)			524	
Action level (µg/m^3)			5240	

Abbreviations:
bgs = below ground surface
J = estimated value
UJ = parameter analyzed for but not detected above estimated value

4.3.5.2 Ethylbenzene

Table 16 summarizes the results of the data evaluation for those locations that exceeded target levels for ethylbenzene. It was concluded from the evaluation that ethylbenzene does not pose a VI risk within Area 5. None of the samples exceed the threshold level of 1640 µg/m^3 for ethylbenzene measured in soil gas.

Table 16. Summary of Locations Exceeding Screening, Threshold, and Action Levels for Ethylbenzene in Area 5

Location ID	Interval (ft bgs)	Sample Date	Result (µg/m^3)	Notes
SG-VI-0506	6–8	Delineation	U (< 240)	Estimated detection limit < threshold level
SG-VI-0513	4–6	Resample	170	< Threshold level
SG-VI-0520	4–6	Resample	140	> 80% screening level; resample location
		Initial	52	< Threshold level
		Resample	330 (J)	< Threshold level
SG-VI-0527	4–6	Initial	130	> 80% screening level; resample location
		Resample	300 (J)	< Threshold level
		Resample	220	< Threshold level
80% screening level (µg/m^3)			131	
Threshold level (µg/m^3)			1,640	
Action level (µg/m^3)			16,400	

Abbreviations:
bgs = below ground surface
J = estimated value
U = parameter analyzed for but not detected

4.3.5.3 TCE

Table 17 summarizes the results of the data evaluation for those locations that exceeded target levels for TCE. It was concluded from the evaluation that TCE does not pose a VI risk within Area 5. None of the locations exceed the threshold level of 292 µg/m^3 for TCE measured in soil gas.

Table 17. Summary of Locations Exceeding Screening, Threshold, and Action Levels for TCE in Area 5

Location ID	Interval (ft bgs)	Sample Date	Result (µg/m^3)	Notes
SG-VI-0503	4.6	Initial	140	> 80% screening level; resample location
		Resample	U (< 1.5)	Estimated detection limit < threshold level
80% screening level (µg/m^3)			23	
Threshold level (µg/m^3)			292	
Action level (µg/m^3)			876	

Abbreviations:
bgs = below ground surface
U = parameter analyzed for but not detected

4.3.5.4 Other Vapor-Forming Chemicals

The results of the data evaluation for location 0506-6-8 indicated that the values for carbon tetrachloride, naphthalene, and 2-hexanone were reported below estimated detection limits, as indicated by the U in the data qualifiers. The estimated detection limits were greater than 80% of the respective screening level but less than the threshold levels. It was concluded from the evaluation that these vapor-forming chemicals do not pose a VI risk within Area 5. None of the samples were reported at levels that exceed the respective threshold levels for carbon tetrachloride, naphthalene, and 2-hexanone measured in soil gas.

The higher estimated detection limits for these analytes were the result of dilution performed on the sample due to the presence of high-level nontarget species. The contract laboratory reported that, because of high dilution factors resulting in extremely elevated detection limits, results were qualified with a U as not detected and further qualified with a J as estimated.

4.3.6 Area 7

The planned locations 0701 through 0707 in Area 7 were initially sampled in July 2024. Resampling of several initial locations was performed in August 2024 to verify results for those locations with values greater than 80% of the screening levels. Delineation sampling was also performed in August 2024 in response to elevated values for several VOCs that exceeded threshold or action levels associated with locations 0702 and 0706. Vertical profiling was performed at locations 0702 through 0706, and lateral and vertical profiling was performed at additional locations 0708 through 0723. Vertical profiling consisted of collecting samples at 5 ft intervals until refusal on bedrock. Three locations (0724 through 0726) were added in November 2024 to further delineate VOCs east and south of location 0706. Figure A-8 in

Appendix A shows the sampling locations. Based on the evaluation of the data, the following contaminants exceeded evaluation levels:

- Benzene
- Toluene
- Ethylbenzene
- Xylenes
- PCE
- TCE
- VC

4.3.6.1 Benzene

Table 18 summarizes the results of the data evaluation for those locations that exceeded target levels for benzene. It was concluded from the sampling that there is an area within Area 7 with VOC contamination that has resulted in elevated levels in soil gas. Results from the initial sampling indicated elevated levels of benzene at location 0702. To address exceedances of action and threshold levels of several VOCs, it was decided to perform additional delineation to determine the extent of VOCs in soil gas. Sixteen new locations were sampled to support delineation of VOCs in soil gas. It was concluded from the sampling that the benzene concentrations greater than the action level of 5240 $\mu g/m^3$ were only present at location 0702 and concentrations greater than the threshold level were present at location 0713. None of the other locations exceed the threshold value of 524 $\mu g/m^3$ for benzene in soil gas.

Table 18. Summary of Locations Exceeding Screening, Threshold, and Action Levels for Benzene in Area 7

Location ID	Interval (ft bgs)	Sample Date	Result ($\mu g/m^3$)	Notes
SG-VI-0702	4–6	Initial	230 (J)	> 80% screening level; resample location
		Resample	170 (J)	< Threshold level
SG-VI-0702	**9–11**	Initial	22,000 (J)	> 80% screening level; resample location
		Resample	**22,000**	**> Action level**
SG-VI-0702	**12–14**	**Delineation**	**6,400**	**> Action level**
SG-VI-0703	4–6	Initial	56	> 80% screening level; resample location
		Resample	37	< Threshold level
SG-VI-0703	6–8	Delineation	150	< Threshold level
SG-VI-0704	4–6	Resample	300 (J)	< Threshold level
SG-VI-0705	4–6	Initial	96	> 80% screening level; resample location
		Resample	46 (J)	< Threshold level
SG-VI-0706	4–6	Resample	80	< Threshold level
SG-VI-0706	9–11	Initial	280	> 80% screening level; resample location
		Resample	250	< Threshold level
SG-VI-0708	4–6	Delineation	47 (J)	< Threshold level
SG-VI-0708	9–11	Delineation	61 (J)	< Threshold level

Table 18. Summary of Locations Exceeding Screening, Threshold, and Action Levels for Benzene in Area 7 (continued)

Location ID	Interval (ft bgs)	Sample Date	Result (µg/m^3)	Notes
SG-VI-0710	4–6	Delineation	62 (J)	< Threshold level
SG-VI-0710	9–11	Delineation	83 (J)	< Threshold level
SG-VI-0711	4–6	Delineation	75 (J)	< Threshold level
SG-VI-0711	9–11	Delineation	57 (J)	< Threshold level
SG-VI-0711	14–16	Delineation	120 (J)	< Threshold level
SG-VI-0712	8–10	Delineation	100 (J)	< Threshold level
SG-VI-0713	4–6	Delineation	110 (J)	< Threshold level
SG-VI-0713	9–11	Delineation	1,400	> Threshold level; < action level
SG-VI-0713	14–16	Delineation	210	< Threshold level
SG-VI-0714	9–11	Delineation	320 (J)	< Threshold level
SG-VI-0714	14–16	Delineation	140	< Threshold level
SG-VI-0715	4–6	Delineation	67	< Threshold level
SG-VI-0715	7–9	Delineation	110	< Threshold level
SG-VI-0716	4–6	Delineation	100	< Threshold level
SG-VI-0716	7–9	Delineation	140	< Threshold level
SG-VI-0717	4–6	Delineation	180	< Threshold level
SG-VI-0718	9–11	Delineation	49	< Threshold level
SG-VI-0719	4–6	Delineation	84	< Threshold level
SG-VI-0719	9–11	Delineation	110	< Threshold level
SG-VI-0719	12–14	Delineation	150	< Threshold level
SG-VI-0720	4–6	Delineation	100	< Threshold level
SG-VI-0720	6–8	Delineation	150	< Threshold level
SG-VI-0721	4–6	Delineation	83 (J)	< Threshold level
SG-VI-0722	9–11	Delineation	55 (J)	< Threshold level
SG-VI-0722	12–14	Delineation	64 (J)	< Threshold level
SG-VI-0723	4–6	Delineation	110 (J)	< Threshold level
SG-VI-0723	9–11	Delineation	170 (J)	< Threshold level
SG-VI-0724	4–6	Delineation	370	< Threshold level
SG-VI-0725	4–6	Delineation	130	< Threshold level
SG-VI-0725	8–10	Delineation	46	< Threshold level
SG-VI-0726	4–6	Delineation	380	< Threshold level
80% screening level (µg/m^3)			42	
Threshold level (µg/m^3)			524	
Action level (µg/m^3)			5,240	

Note:
Locations shown in bold and shaded rows exceed action levels.

Abbreviations:
bgs = below ground surface
J = estimated value

4.3.6.2 Toluene

Table 19 summarizes the results of the data evaluation for those locations that exceeded target levels for toluene. Results from the initial sampling indicated an estimated concentration of toluene at location 0702 that was greater than the threshold level of 730,000 µg/m^3. Delineation sampling was performed in Area 7 to address elevated levels of VOCs. The results of the delineation sampling indicated that location 0702 was the only location to exhibit elevated toluene concentrations in soil gas. The concentration of toluene reported in the verification sample was less than the threshold value. It was concluded from the evaluation that toluene does not pose a VI risk within Area 7. None of the other samples exceed the threshold level of 730,000 µg/m^3 for toluene measured in soil gas.

Table 19. Summary of Locations Exceeding Screening, Threshold, and Action Levels for PCE in Area 7

Location ID	Interval (ft bgs)	Sample Date	Result (µg/m^3)	Notes
SG-VI-0702	9–11	Initial	760,000 (J)	> Threshold level; resample location
		Resample	7,200	< Threshold level
80% screening level (µg/m^3)			58,400	
Threshold level (µg/m^3)			730,000	
Action level (µg/m^3)			2,190,000	

Abbreviations:
bgs = below ground surface
J = estimated value

4.3.6.3 Ethylbenzene

Table 20 summarizes the results of the data evaluation for those locations that exceeded target levels for ethylbenzene. Results from the initial sampling indicated that the values for ethylbenzene at location 0702 were reported below detection limits that were greater than the threshold level. Delineation sampling was performed to address elevated levels of VOCs. The results of the delineation sampling indicated that location 0702 was the only location to potentially exhibit elevated ethylbenzene in soil gas. The result for ethylbenzene reported in the verification sample was indicated to be not detected (as indicated by the U qualifier) at a level that was less than the threshold level. It was concluded from the evaluation that ethylbenzene does not pose a VI risk within Area 7. None of the other samples exceed the threshold level of 1640 µg/m^3 for ethylbenzene measured in soil gas.

Table 20. Summary of Locations Exceeding Screening, Threshold, and Action Levels for Ethylbenzene in Area 7

Location ID	Interval (ft bgs)	Sample Date	Result (µg/m^3)	Notes
SG-VI-0702	9–11	Initial	UJ (< 5,800)	Estimated detection limit > threshold level; resample location
		Resample	U (< 960)	Estimated detection limit < threshold level
SG-VI-0702	12–14	Delineation	U (< 330)	Estimated detection limit < threshold level
SG-VI-0704	4–6	Resample	150	< Threshold level

Table 20. Summary of Locations Exceeding Screening, Threshold, and Action Levels for Ethylbenzene in Area 7 (continued)

Location ID	Interval (ft bgs)	Sample Date	Result (µg/m³)	Notes
SG-VI-0726	4–6	Delineation	150	< Threshold level
80% screening level (µg/m³)			131	
Threshold level (µg/m³)			1,640	
Action level (µg/m³)			16,400	

Abbreviations:
bgs = below ground surface
U = parameter analyzed for but not detected
UJ = parameter analyzed for but not detected above estimated value

4.3.6.4 Xylenes

Table 21 summarizes the results of the data evaluation for those locations that exceeded evaluation levels for xylenes. Results from the initial sampling indicated that xylenes were not detected at location 0702 at a detection limit that was greater than 80% of the screening level of 1168 µg/m^3. Delineation sampling was performed in Area 7 to address elevated levels of VOCs. The results of the delineation sampling indicated that location 0702 was the only location to exhibit elevated xylene concentrations in soil gas. The estimated concentration of xylene reported in the verification sample was less than the threshold value. It was concluded from the evaluation that xylene does not pose a VI risk within Area 7. None of the other samples exceed the threshold level of 1460 µg/m^3 for xylenes measured in soil gas.

Table 21. Summary of Locations Exceeding Screening, Threshold, and Action Levels for Xylenes in Area 7

Location ID	Interval (ft bgs)	Sample Date	Result (µg/m³)	Notes
SG-VI-0702	9–11	Initial	U (< 6,000)	Estimated detection limit > 80% screening level; resample location
		Resample	940 (J)	Estimated detection limit < threshold level
80% screening level (µg/m³)			1,168	
Threshold level (µg/m³)			14,600	
Action level (µg/m³)			43,800	

Abbreviations:
bgs = below ground surface
J = estimated value less than the reporting limit
U = parameter analyzed for but not detected

4.3.6.5 PCE

Table 22 summarizes the results of the data evaluation for those locations that exceeded target levels for PCE. Results from the initial sampling indicated that the value for PCE at location 0702 was reported below a detection limit that was greater than the threshold level of 5840 µg/m^3. Delineation sampling was performed in Area 7 to address elevated levels of VOCs. The results of the delineation sampling indicated that location 0702 was the only location to potentially exhibit elevated PCE in soil gas. The result for PCE reported in the verification

sample was indicated to be not detected (as indicated by the U qualifier) at a level that was less than the threshold level. It was concluded from the evaluation that PCE does not pose a VI risk within Area 7. None of the other samples exceed the threshold level of 5840 µg/m^3 for PCE measured in soil gas.

Table 22. Summary of Locations Exceeding Screening, Threshold, and Action Levels for PCE in Area 7

Location ID	Interval (ft bgs)	Sample Date	Result (µg/m^3)	Notes
SG-VI-0702	9–11	Initial	U (< 10,000)	Estimated detection limit > 80% screening level; resample location
		Resample	U (< 1,300)	Estimated detection limit < threshold level
80% screening level (µg/m^3)			467	
Threshold level (µg/m^3)			5,840	
Action level (µg/m^3)			17,500	

Abbreviations:
bgs = below ground surface
U = parameter analyzed for but not detected

4.3.6.6 TCE

Table 23 summarizes the results of the data evaluation for those locations that exceeded target levels for TCE. It was concluded from the sampling that there are two areas within Area 7 with VOC contamination that has resulted in elevated VOCs in soil gas. Results from the initial sampling indicated levels of TCE that exceed the action level of 876 µg/m^3 in soil gas at locations 0702 and 0706. Delineation sampling was performed in Area 7 to address elevated levels of VOCs. The results of the delineation sampling indicated that locations 0713 and 0714 also exceed the action level for TCE. None of the other locations exceed the threshold level of 292 µg/m^3 for TCE measured in soil gas.

Table 23. Summary of Locations Exceeding Screening, Threshold, and Action Levels for TCE in Area 7

Location ID	Interval (ft bgs)	Sample Date	Result (µg/m^3)	Notes
SG-VI-0702	**4–6**	**Initial**	**2,300**	**> Action level; resample location**
		Resample	**3,300**	**> Action level**
SG-VI-0702	**9–11**	**Initial**	**UJ (< 15,000)**	**Estimated detection limit > action level; resample location**
		Resample	**32,000**	**> Action level**
SG-VI-0702	**12–14**	**Delineation**	**2,600**	**> Action level**
SG-VI-0706	**9–11**	**Initial**	**880**	**> Action level; resample location**
		Resample	220	< Threshold level
SG-VI-0711	14–16	Delineation	180 (J)	< Threshold level
SG-VI-0712	8–10	Delineation	150 (J)	< Threshold level
SG-VI-0713	**4–6**	**Delineation**	**1,100**	**> Action level**
SG-VI-0713	9–11	Delineation	90	< Threshold level
SG-VI-0713	**14–16**	**Delineation**	**5,400**	**> Action level**

Table 23. Summary of Locations Exceeding Screening, Threshold, and Action Levels for TCE in Area 7 (continued)

Location ID	Interval (ft bgs)	Sample Date	Result (µg/m³)	Notes
SG-VI-0714	**9–11**	**Delineation**	**2,100 (J)**	**> Action level**
SG-VI-0714	**14–16**	**Delineation**	**2,300**	**> Action level**
SG-VI-0715	7–9	Delineation	190	< Threshold level
SG-VI-0719	12–14	Delineation	290	< Threshold level
80% screening level (µg/m³)			23	
Threshold level (µg/m³)			292	
Action level (µg/m³)			876	

Note:
Locations shown in bold and shaded rows exceed action levels.

Abbreviations:
bgs = below ground surface
J = estimated value
UJ = parameter analyzed for but not detected above estimated value

4.3.6.7 VC

Table 24 summarizes the results of the data evaluation for those locations that exceeded target levels for VC. It was concluded from the sampling that there are two areas within Area 7 with VOC contamination that has resulted in elevated VOCs in soil gas. Results from the initial sampling indicate levels of VC that exceed the action level of 9290 µg/m³ at locations 0702 and 0706. Delineation sampling was performed in Area 7 to address elevated levels of VOCs. The results of the delineation sampling indicated that location 0714 also exceeds the action level for VC and location 0713 exceeds the threshold level. None of the other locations exceed the threshold level of 929 µg/m³ for VC measured in soil gas.

Table 24. Summary of Locations Exceeding Screening, Threshold, and Action Levels for VC in Area 7

Location ID	Interval (ft bgs)	Sample Date	Result (µg/m³)	Notes
SG-VI-0702	**4–6**	**Initial**	**19,000**	**> Action level; resample location**
		Resample	**8,000**	**> Action level**
SG-VI-0702	**9–11**	**Initial**	**2,600,000 (J)**	**> Action level; resample location**
		Resample	**560,000**	**> Action level**
SG-VI-0702	**12–14**	**Delineation**	**110,000**	**> Action level**
SG-VI-0706	**9–11**	**Initial**	**9,300**	**> Action level; resample location**
		Resample	2,000	> Threshold level; < action level
SG-VI-0712	8–10	Delineation	78	< Threshold level
SG-VI-0713	9–11	Delineation	8,600	> Threshold level; < action level
SG-VI-0713	14–16	Delineation	590 (J)	< Threshold level
SG-VI-0714	**9–11**	**Delineation**	**46,000**	**> Action level**
SG-VI-0714	14–16	Delineation	1,200	> Threshold level; < action level
SG-VI-0715	7-9	Delineation	560	< Threshold level

Table 24. Summary of Locations Exceeding Screening, Threshold, and Action Levels for VC in Area 7 (continued)

Location ID	Interval (ft bgs)	Sample Date	Result (µg/m^3)	Notes
80% screening level (µg/m^3)			74	
Threshold level (µg/m^3)			929	
Action level (µg/m^3)			9,290	

Note:
Locations shown in bold and shaded rows exceed action levels.

Abbreviations:
bgs = below ground surface
J = estimated value

4.3.6.8 Other Vapor-Forming Chemicals

The results of the data evaluation for locations 0702, 0704, 0705, 0706, and 0714 indicated that the values for 1,2-DCA, naphthalene, and 2-hexanone were reported below estimated detection limits, as indicated by the U data qualifiers. The estimated detection limits were greater than 80% of the respective screening level but less than the threshold levels. It was concluded from the evaluation that these vapor-forming chemicals do not pose a VI risk within Area 7. None of the samples were reported at levels that exceed the respective threshold levels for 1,2-DCA, naphthalene, and 2-hexanone measured in soil gas.

4.3.7 Area 10

The planned locations 1001 through 1006 in Area 10 were initially sampled in November 2023. Sampling was also performed in response to elevated values for several VOCs associated with areas approximately 250 ft from Building 3 and extensive utility corridors that cut through the contamination areas. Vertical profiling was performed at all these locations. Vertical profiling consisted of collecting samples at 5 ft intervals until refusal on bedrock. Figure A-6 in Appendix A shows the sampling locations. It was concluded from the evaluation that none of the contaminants pose a VI risk within Area 10. None of the samples exceed the threshold level of for any of the contaminants of interest measured in soil gas.

4.4 Groundwater Evaluation Results

The following subsections discuss the sampling results from each area. Tables are provided that summarize locations and contaminants that were of interest based on the data evaluation process outlined in the Phase II SAP. Tables are presented in Appendix C that summarize all the data from each area.

Groundwater sampling was performed in Areas 4, 7, and 8. Samples were collected from specific monitoring wells or from in situ sampling points in areas where no monitoring wells were present. These data were assessed to determine if concentrations of vapor-forming chemicals in groundwater are sufficient to be considered a possible vapor source.

4.4.1 Area 4

Results from wells 0315, 0347, and 0379; seep 0602; and in-situ sampling points 0401 and 0402 were used evaluate the concentrations of specified vapor-forming contaminants in groundwater within Area 4. A third in-situ sampling point was planned for Area 4, but water was not encountered at the planned sampling interval. Seep 0602 was not originally included in the Phase II SAP; however, this seep is upgradient of an area within Area 4 where delineation has identified the presence of VOCs in soil gas.

Based on the evaluation of the data, TCE is the only contaminant that exceeds evaluation levels. Concentrations of TCE in well 0347 and seep 0602 are routinely measured at levels greater than the screening level of 3.4 micrograms per liter (µg/L) but have not exceeded the threshold level of 34 µg/L. Table 25 summarizes the results of the data evaluation for these locations. It was concluded from the evaluation that TCE in groundwater does not pose a VI risk within Area 4. None of the samples exceed the threshold level of 34 µg/L for TCE in groundwater.

Table 25. Summary of TCE in Area 4 Groundwater

Location ID	Interval (ft bgs)	Sample Type	Result Range (µg/L)	Notes
0315	44–54	Well	U (< 0.33) – 1.0	< Screening level
0347	57–67	Well	U (< 0.33) – 31.5	> Screening level; < threshold level
0379	30–40	Well	0.39 (J) – 0.76 (J)	< Screening level
0401	5–8	In situ point	1.7 (J)	< Screening level
0402	5–8	In situ point	0.79 (J)	< Screening level
0602	Ground surface	Seep	U (< 0.33) – 8.1	> Screening level; < threshold level
Screening level (µg/L)			3.4	
Threshold level (µg/L)			34	
Action level (µg/L)			103	

Abbreviations:
bgs = below ground surface
J = estimated value
U = parameter analyzed for but not detected

4.4.2 Areas 7 and 8

Results from wells 0411 and 0443 and seep 0617 were used to evaluate the concentrations of the contaminants of interest in groundwater within Area 7 and Area 8. These two areas were evaluated together as groundwater originating within Area 7 moves downgradient into Area 8.

Based on evaluation of the data, TCE is the only contaminant that exceeds evaluation levels. Concentrations of TCE in wells 0411 and 0443 and seep 0617 are routinely measured at levels greater than the screening level of 3.4 µg/L but have not exceeded the threshold level of 34 µg/L. Table 26 summarizes the results of the data evaluation for these locations. It was concluded from the evaluation that TCE in groundwater does not pose a VI risk within Area 7 and Area 8. None of the samples exceed the threshold level of 34 µg/L for TCE in groundwater.

Table 26. Summary of TCE in Areas 7 and 8 Groundwater

Location ID	Interval (ft bgs)	Sample Type	Result Range (µg/L)	Notes
0411	28–38	Well	6.3–8.1	< Screening level
0443	28–38	Well	5.2–10.4	> Screening level; < threshold level
0617	Ground surface	Seep	1.3–7.2	> Screening level; < threshold level
Screening level (µg/L)			3.4	
Threshold level (µg/L)			34	
Action level (µg/L)			103	

Abbreviation:
bgs = below ground surface

5.0 Quality Assurance and Quality Control (QC)

The *Quality Assurance Project Plan for the Mound, Ohio, Site Vapor Intrusion Assessment Project* (DOE 2023b), hereafter referred to as the VI QAPP, was prepared to provide assurance that the administrative and technical work will be of sufficient quality to satisfy project objectives. The major objective for Phase II sampling was to identify the existence and concentration of vapor-forming chemicals within designated investigation areas and provide data to determine if concentrations may result in a potential health concern where a likelihood exists for complete exposure pathways for existing and future buildings. The VI QAPP addresses specific activities related to sampling and analyses required for Phase II of the VI assessment.

5.1 Sampling Methods

The environmental sampling activities were performed as outlined in the Phase II SAP and VI QAPP.

5.1.1 Soil Gas

Soil-gas grab samples were collected in accordance with *Soil Gas Sampling – PRT System Operation* (see Appendix A of the Phase II SAP); Summa air sampling canisters were used, in accordance with the manufacturer recommendations in Section 3.0 of the *Eurofins Air Toxics Guide to Air Sampling* (see Appendix B of the Phase II SAP). Use of these samplers provided quantitative soil-gas concentration measurements for the VOCs of interest at required detection limits that were below the screening levels identified in the VI QAPP, unless noted otherwise in the analytical laboratory reports. The field instruction included information about the assembly and testing of the sampling train and purging before the sampling and sampling instructions. Attempts were made to collect samples from all the locations outlined in the Phase II SAP; however, due to shallow refusal of the sampler or intercept with shallow perched water, some intervals were not sampled. Those locations or intervals where samples were not collected are noted in the tables in Appendix A.

5.1.2 In Situ Groundwater

In situ groundwater samples were collected using a Geoprobe Systems SP16 groundwater sampler, in accordance with the *Geoprobe Screen Point 16 Groundwater Sampler Standard Operating Procedure* (see Appendix C of the Phase II SAP). Sampling was performed at the depths specified in the Phase II SAP. Attempts were made to collect samples from all the locations outlined in the Phase II SAP; however, a sample was not collected from location 0402 because water was not encountered at the depth specified. This information is noted in the tables in Appendix C. One groundwater sample was collected from each interval using 3/8-inch outer diameter polyethylene tubing equipped with a stainless steel check ball valve. Sample collection was performed as outlined in Section 6.3.8 of the *Environmental Monitoring Procedures for the Fernald Preserve and Mound, Ohio, Sites* (DOE 2024), hereafter referred to as the EMP. Collection of water quality parameters is not required for sampling performed using this method.

5.1.3 Groundwater and Seeps

Groundwater monitoring wells and seeps will be sampled in accordance with Section 6.0 of the EMP, which incorporates Mound site-specific groundwater sampling requirements outlined in the *Operations and Maintenance Plan for the U.S. Department of Energy Mound, Ohio, Site* (DOE 2015). Groundwater wells will be sampled as outlined in Section 6.3.6, and seeps will be sampled as outlined in Section 6.3.4 of the EMP (DOE 2024). Water quality parameters (pH, conductivity, dissolved oxygen [O_2], oxidation-reduction potential, temperature, and turbidity) will be measured before groundwater samples are collected in accordance with Section 4.0 of the EMP. All wells designated in the Phase II SAP were sampled.

5.1.4 Equipment Decontamination

All down-hole equipment and reusable equipment and tools used to collect or transfer samples was cleaned between boreholes using a pressure washer. The SP16 stainless steel screen, sampler sheath, and associated parts were cleaned using soap (Liquinox, or equivalent) to ensure adequate decontamination between sampling locations. The SP16 was also rinsed using deionized water following washing. Smaller pieces of equipment that were used multiple times during sampling activities at the same location were cleaned using a soap (Liquinox or equivalent) and water mixture. Disposable sampling devices were employed where applicable. Decontamination water was handled as an investigation-derived waste.

Equipment and devices used in the collection of groundwater and soil-gas samples were decontaminated in accordance with Section 6.3.13 of the EMP. Summa canisters required disposable tubing, and the apparatus itself is the collection device; therefore, no device or equipment required decontamination. Equipment and tools were stored during sampling activities to maintain cleanliness and prevent cross-contamination.

5.1.5 Investigation-Derived Wastes

Investigation-derived wastes, such as decontamination water, soil, personal protective equipment, and sanitary waste, were handled in accordance with Section 4.7 of the Phase II SAP. Historical soil and groundwater data postremoval action risk evaluations indicate that these materials are anticipated to be nonhazardous and can be spread on the groundwater surface near

the sampling locations. Exceptions are groundwater from locations where it is known that concentrations exceed the maximum contaminant levels (MCLs) or which have not been sampled previously.

General management and disposition were as follows:

- Pressure washing was performed so that decontamination water was discharged to the ground surface. Efforts were made to allow sheet flow along the ground surface and to prevent water from directly entering stream drainages or ditches.
- Sediments generated from cleaning of the rods were returned to the sampling area unless otherwise directed by the Mound site operations lead. No sediment or soils were removed from the Mound site.
- Soil generated during direct push sampling was placed on the nearby ground surface.
- Water used for decontamination of small tools and equipment was placed on the nearby ground surface.
- Purge water generated during sampling was discharged to the ground surface only if historical data evaluation determined concentrations do not exceed the MCLs. Otherwise, this water was containerized and managed.

Additional investigation-derived waste generated during the investigation included disposable Teflon sample tubing, wipes, nitrile rubber gloves, used containers, packaging, and disposable personal protective equipment. Such material and equipment were collected and disposed of as nonhazardous municipal waste. These materials, as well as additional nonhazardous waste items, were placed into existing waste bins at the site.

5.1.6 Borehole Abandonment

After collection of the samples, boreholes were abandoned in accordance with Section 11.3.13 of the EMP (DOE 2024) using granular bentonite or bentonite pellets. If the borehole extended below the water table, it was allowed to collapse to the top of the water table and then backfilled. Bentonite was poured into the borehole from the ground surface. A weighted tape measure or extension rods were raised and lowered in the borehole to prevent the bentonite from bridging. Use of bentonite grout slurry was not necessary as all boreholes were adequately sealed using granular bentonite.

5.2 Sample Handling and Custody

Sample handling and chain of custody (COC) were maintained as outlined Section 2.0 of the EMP. Sample containers were labeled in the field, sealed, and placed in appropriate containers or coolers for transport to the Mound site field trailer for packaging and shipping to the contract laboratories. COC forms for laboratory samples were completed and placed in the sample coolers or shipping containers. Sample coolers or containers that were prepared for shipment were sealed with COC control seals, which were signed and dated by the shipper. Groundwater samples were packaged and transported to offsite laboratories as outlined in Section 3.0 of the EMP (DOE 2024). Samples in Summa canisters were labeled in the field, sealed, and placed in shipping containers provided by the contractor laboratory (Eurofins Air Toxics, 180 Blue Ravine Road, Folsom, California 95630) in accordance with the laboratory instructions.

5.3 Analytical Methods

All field measurements and laboratory methods were performed as outlined in the Phase II SAP and VI QAPP.

5.3.1 Field Measurements

Field measurements were collected using a Ventis MX4 multigas monitor and an RAE Systems 3000 photoionization detector (PID). Measurements were collected during the air purge phase of the sampling process using the built-in air pumps on the monitors. The parameters collected by the Ventis MX4 multigas monitor were O_2 concentration (reported in percent O_2 by volume) and lower explosive limit (LEL) gas content (reported in a relative percentage). The parameter collected by the PID was a bulk VOC concentration (reported in parts per million).

A shut-out vacuum test was performed before each purging and sampling event to test for leaks in the sampling apparatus and connections. The laboratory-provided gauges and the procedures for their use that were followed were documented on each sample collection log. Each purge volume was calculated based on the volume of exposed soil borehole and sample tubing length (chosen based on sample depth). Purge volumes were measured using a known pumping rate for the MX4 multigas monitor (200 milliliters per minute [mL/min]) and the elapsed time.
Three purge volumes were removed before each sample was collected, and field measurements were recorded for each of the three purge volumes. During purging, the O_2 content was observed and recorded as an indicator of ambient air leaks through the postrun tubing tooling or surrounding soil (or both). LEL and PID results were observed and recorded as potential indicators of the presence of VOC contaminants.

Every Summa canister was equipped with a flow regulator from the laboratory that limited the filling rate of the canister to a maximum of 200 mL/min. The purpose of this flow rate limit was to prevent soil vapor partitioning and obtain accurate and representative samples. Ensuring a controlled flow rate during purging and sampling helped prevent excessive air removal and ambient air dilution, which can affect partitioning.

5.3.2 Laboratory Analyses

Table 27 summarizes the analytical methods and sample collection requirements for soil gas and groundwater collected for this Phase II VI characterization effort.

Table 27. Analyte List for Soil Gas and Groundwater

Analysis	Method	Container	Preservative	Holding Time
Groundwater				
VOCs	EPA SW-846 Method 8260D (low level)	40 mL glass with PTFE septa vial (zero head space)	Cool 4 ºC	7 days
Soil Gas				
VOCs	EPA Method TO-15	Summa canister	None	30 days

Abbreviation:
PTFE = polytetrafluoroethylene

All samples were analyzed using the methods described above to measure the concentrations of the following analytes in soil gas and groundwater:

- Benzene
- Carbon tetrachloride
- Chloroform
- Ethylbenzene
- Naphthalene
- PCE
- TCE
- Toluene
- Total xylenes
- VC
- 1,2-DCA
- 2-butanone
- 2-hexanone

Benz[a]anthracene was identified in the Phase I Assessment Report as an analyte of interest and was included in the Phase II SAP list of analytes. After additional review of the available benz[a]anthracene data, it was decided to remove it from the analyte list. The occurrence of benz[a]anthracene within the investigation areas is limited with many of the detections reported as low-level estimated values. Benz[a]anthracene is indicated through the VISL calculator as being not sufficiently volatile or toxic to be considered a VI risk at the action level risk-based criteria for the commercial land use scenario.

5.3.2.1 Soil Gas

Samples were collected in Summa canisters and were labeled in the field, sealed, and placed in laboratory-provided shipping containers. Samples were analyzed for VOCs using EPA Method TO-15.

5.3.2.2 Groundwater

Samples were collected into 40 mL glass vials. Unpreserved vials were used for this sampling event to eliminate the reaction of fines in the groundwater sample with the hydrochloric acid (preservative). This method is consistent with the routine collection and handling of VOC samples at the Mound site. Samples were labeled in the field and stored in a cooler with ice (or equivalent). Samples were analyzed for VOCs using EPA SW-846 Method 8260D (EPA 2015b).

5.4 Quality Control Requirements

Quality control (QC) requirements were met as outlined the VI QAPP unless otherwise noted in this section.

5.4.1 Field Sampling Quality Control

Field QC samples were collected to ensure data generated are accurate and precise with a minimum bias and that representative samples are submitted for analysis. The types of QC samples collected as part of the sampling event were field duplicates for both soil gas and groundwater and trip blanks for groundwater. Equipment blanks and field blanks were listed in the VI QAPP as possible QC samples to be included with this sampling event. Equipment blanks were not required because dedicated or disposable equipment was used for this sampling program. Field blanks were not collected because soil-gas samples were collected using a manifold, which as part of the purging and sampling process reduces the likelihood of leaks because pressure is monitored as part of the sampling process.

5.4.2 Laboratory Analysis Quality Control

Commercial laboratories provide analytical services in accordance with the *Department of Defense (DoD) Department of Energy (DOE) Consolidated Quality Systems Manual (QSM) for Environmental Laboratories* (DOD and DOE 2021), also called the QSM, to ensure that data are of known and documented quality. The QSM provides a framework for performing, controlling, documenting, and reporting laboratory analyses.

Laboratory QC samples were analyzed to verify that the analytical methods and sample preparation produce reliable data for matrixes encountered. Contract laboratories are required to perform internal QC checks on the samples using the following QC sample types:

- **Method blanks:** Assess contamination introduced during sample preparation
- **Instrument blanks:** Assess the presence or absence of instrument contamination
- **Matrix spikes and duplicates:** Assess the accuracy and precision of laboratory data based on the sample matrix
- **Laboratory control samples and duplicates:** Assess the accuracy and precision of an analytical method

5.4.3 Data Review and Useability

The contract laboratories submitted Level III (or equivalent) reports, and data were validated as specified in the VI QAPP. This process includes reviewing the results of field QC samples, evaluating sample handling and documentation procedures, and assessing laboratory QC data to confirm that the requirements of the VI QAPP were met. Table 28 summarizes the analytical requests that were submitted for the soil-gas sampling effort.

Table 28. Summary of Analytical Requests for Soil-Gas Samples

Requests for 2023	Requests for 2024
MND01-07.2302002	MND01-07.2402017
MND01-07.2302003	MND01-07.2402018
MND01-07.2303004	MND01-07.2403019
MND01-07.2303005	MND01-07.2407020
MND01-07.2307006	MND01-07.2407021
MND01-07.2307007	MND01-07.2408022
MND01-07.2308008	MND01-07.2408023

Table 28. Summary of Analytical Requests for Soil-Gas Samples (continued)

Requests for 2023	Requests for 2024
MND01-07.2308009	MND01-07.2409024
MND01-07.2309010	MND01-07.2409025
MND01-07.2310012	MND01-07.2410026
MND01-07.2310013	MND01-07.2410027
MND01-07.2310014	MND01-07.2410028
MND01-07.2311015	MND01-07.2411029
MND01-07.2311016	MND01-07.2411030
	MND01-07.2411031

The results of the data validation indicated that all analyses were successfully completed. The samples were prepared and analyzed using accepted procedures based on the methods specified. All COC documentation was reviewed for completeness after sample receipt and login by the laboratory. All samples were received intact and analyzed within the applicable holding times. The laboratory analyzed and reported the appropriate QC measures (e.g., method blanks and laboratory control samples). Appendix F contains a summary of each request and includes the sampling dates, field duplicates, and notes regarding the validation results.

6.0 Summary

Sampling was performed as outlined in the Phase II SAP unless otherwise noted in this report. The results obtained from the soil-gas and groundwater samples collected as part of this Phase II sampling effort were sufficient to meet the objectives of identifying areas where:

1. Concentrations in soil-gas vapors within an investigation area are acceptable and it can be concluded there would not be a complete VI exposure pathway present.
2. Concentrations in soil-gas vapors within an investigation area may result in an unacceptable health risk to existing or future building occupants if complete exposure VI pathways are present.

It should be noted that the data review and evaluation did not consider cumulative risk but focused on identifying areas where vapor-forming chemicals are present in soil gas that could pose a VI risk.

Table 29 summarizes the results of the characterization for each investigation area. Contaminants of interest were those vapor-forming chemicals that exceeded the initial target level of 80% of the screening level for a contaminant in soil gas and required resampling. If the results of the resampling were less than the threshold value, then it was concluded that the concentrations of the contaminant were acceptable and that there is not a complete exposure pathway. If data were reported at concentrations greater than the threshold level, then additional evaluation was warranted to determine if a complete exposure pathway to existing or future buildings was present.

Table 29. Summary of the Evaluation of the Phase II Characterization Results

Area	Contaminants of Interest	Results
1	Benzene Ethylbenzene PCE TCE Naphthalene	It was concluded through the evaluation process that benzene, ethylbenzene, and PCE do not pose a VI risk. None of the data exceed threshold levels. It was concluded through the evaluation process that TCE does not pose a VI risk. The Core Team determined that the result at location 0112 that exceeds the action level does not pose a risk because the location of the contamination and the construction of T Building results in an incomplete exposure pathway into T Building. It was concluded through the evaluation process that naphthalene does not pose a VI risk. The result at location 0123 that exceeds the threshold level was determined to be an isolated discrete zone of impact.
2	Benzene Ethylbenzene	It was concluded through the evaluation process that benzene does not pose a VI risk. The result at location 0209 that exceeds the threshold level was determined to be an isolated discrete zone of impact. It was concluded through the evaluation process that ethylbenzene does not pose a VI risk. None of the data exceed the threshold level.
3	Benzene	It was concluded through the evaluation process that benzene does not pose a VI risk. None of the data exceed the threshold level.
4	Benzene PCE TCE VC	It was concluded through the evaluation process that benzene does not pose a VI risk. None of the data exceed the threshold level. It was concluded through the evaluation process that PCE, TCE, and VC are present in soil gas at levels that could pose an unacceptable VI risk to future building occupants. It was concluded from the sampling that there are two distinct areas within Area 4 with elevated concentrations that are greater than the action levels.
5	Benzene Ethylbenzene TCE	It was concluded through the evaluation process that benzene does not pose a VI risk. The result at location 0520 was reported as an estimated value with an elevated result due to matrix interferences; the corresponding field duplicate was reported at a value similar to the initial sample. The results at location 0527 confirm that concentrations of benzene are at the threshold value. It was decided that this represented an isolated, discrete zone of impact. It was concluded through the evaluation process that ethylbenzene and TCE do not pose a VI risk. None of the data exceed threshold levels.
7	Benzene Toluene Ethylbenzene Xylenes PCE TCE VC	It was concluded through the evaluation process that benzene is present in soil gas at levels that could pose an unacceptable VI risk to future building occupants. It was concluded from the sampling that there is one distinct area within Area 7 with elevated concentrations that are greater than the action levels. It was concluded through the evaluation process that toluene, ethylbenzene, and xylenes are present in soil gas at levels that could pose an unacceptable VI risk to future building occupants. It was concluded from the sampling that there is one distinct area within Area 7 with elevated concentrations that are greater than the threshold levels. It was concluded through the evaluation process that TCE and VC are present in soil gas at levels that could pose an unacceptable VI risk to future building occupants. It was concluded from the sampling that there are two distinct areas within Area 7 with elevated concentrations that are greater than the action levels.
8	None	No contaminants of interest were identified.
10	None	No contaminants of interest were identified.

Area 1 was identified as an investigation area where TCE was measured at one location above the action level of 876 µg/m^3. The 4 to 6 ft interval at location 0112 was verified to have soil-gas concentrations between 1700 and 2300 µg/m^3. The concentrations in the 9 to 11 ft interval were measured between 18 and 130 µg/m^3. An attempt was made during delineation sampling to obtain a sample below the 9 to 11 ft interval, but the sampler hit refusal on the T Building roof just past 11 ft. Figure 3 depicts the location where elevated TCE was detected in soil gas. Figure 4 represents TCE concentrations within a cross section of Area 1 that includes location 0112 and illustrates the orientation of the discrete zone with elevated TCE concentration relative to the T Building roof.

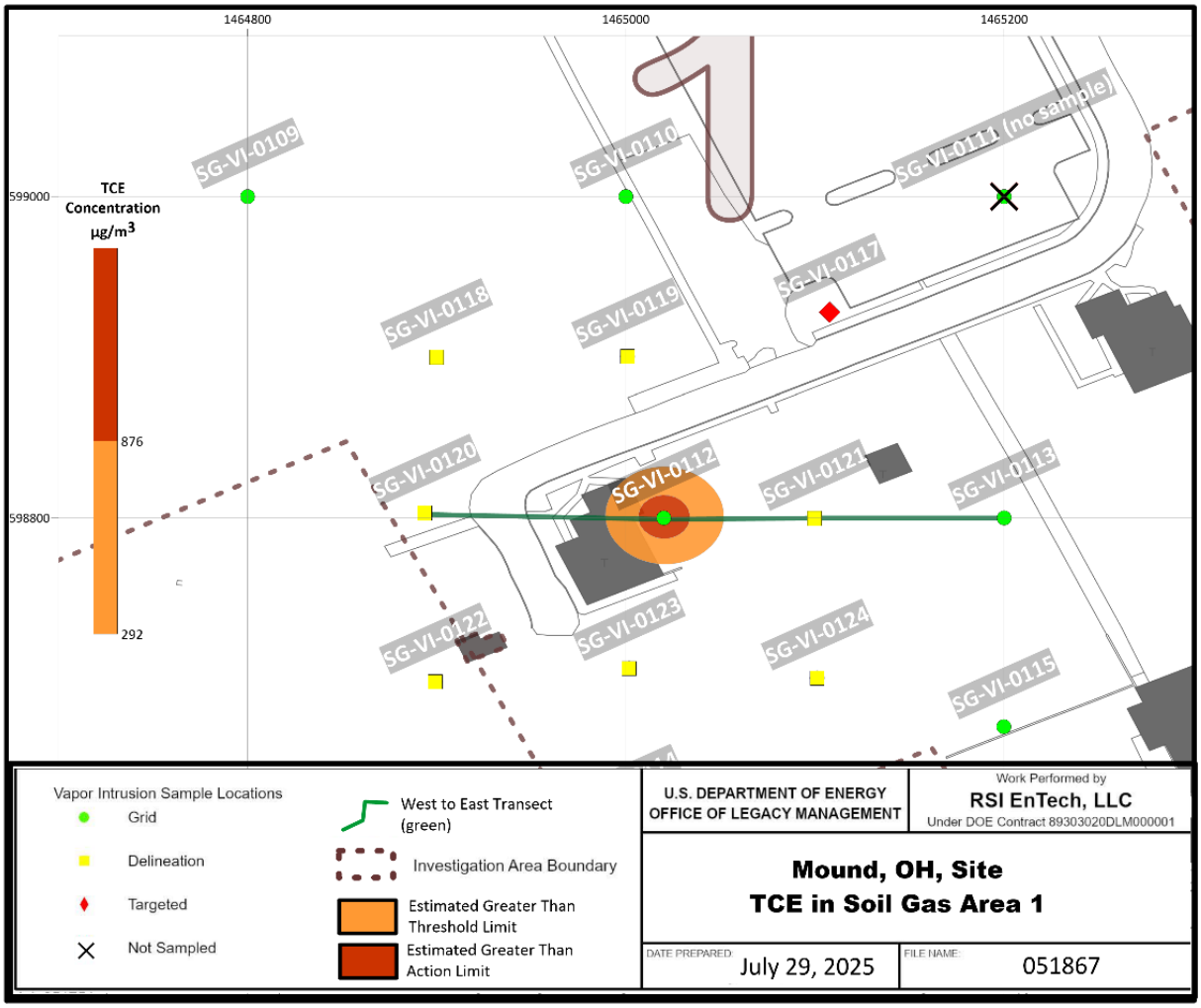

Figure 3. TCE in Soil-Gas Area 1

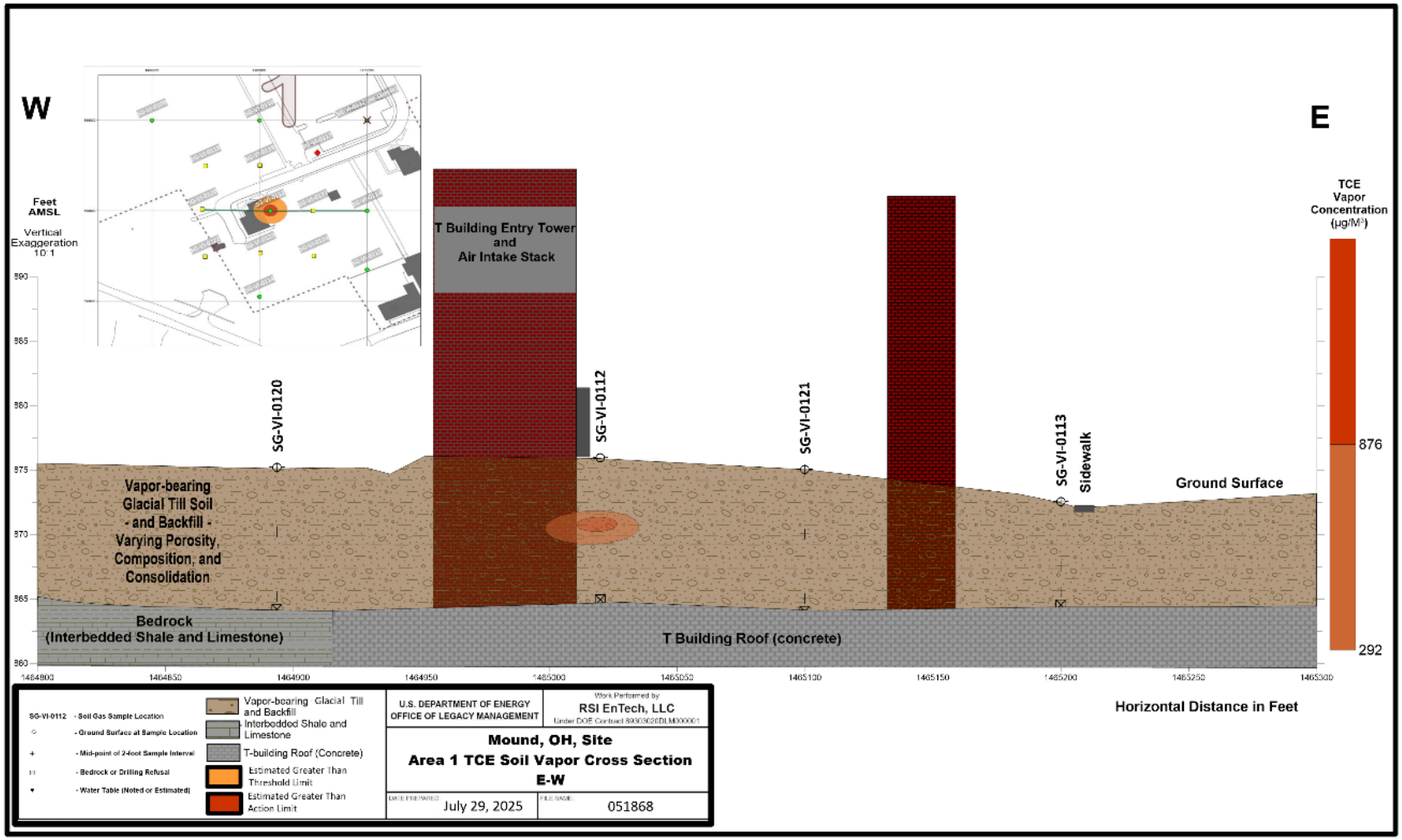

Abbreviation: AMSL = above mean sea level

Figure 4. Area 1 TCE Soil Vapor East-West Cross Section

Area 4 was identified as an investigation area at the Mound site with VOC concentrations in soil gas that could result in an unacceptable VI risk to future building occupants. Concentrations greater than the action level were measured for PCE in five locations, for TCE in nine locations, and for VC in four locations. Figure 5 through Figure 12 depict the distribution of TCE, PCE, and VC that exceed threshold and action levels in Area 4 and cross sections through the north vapor plume in Area 4.

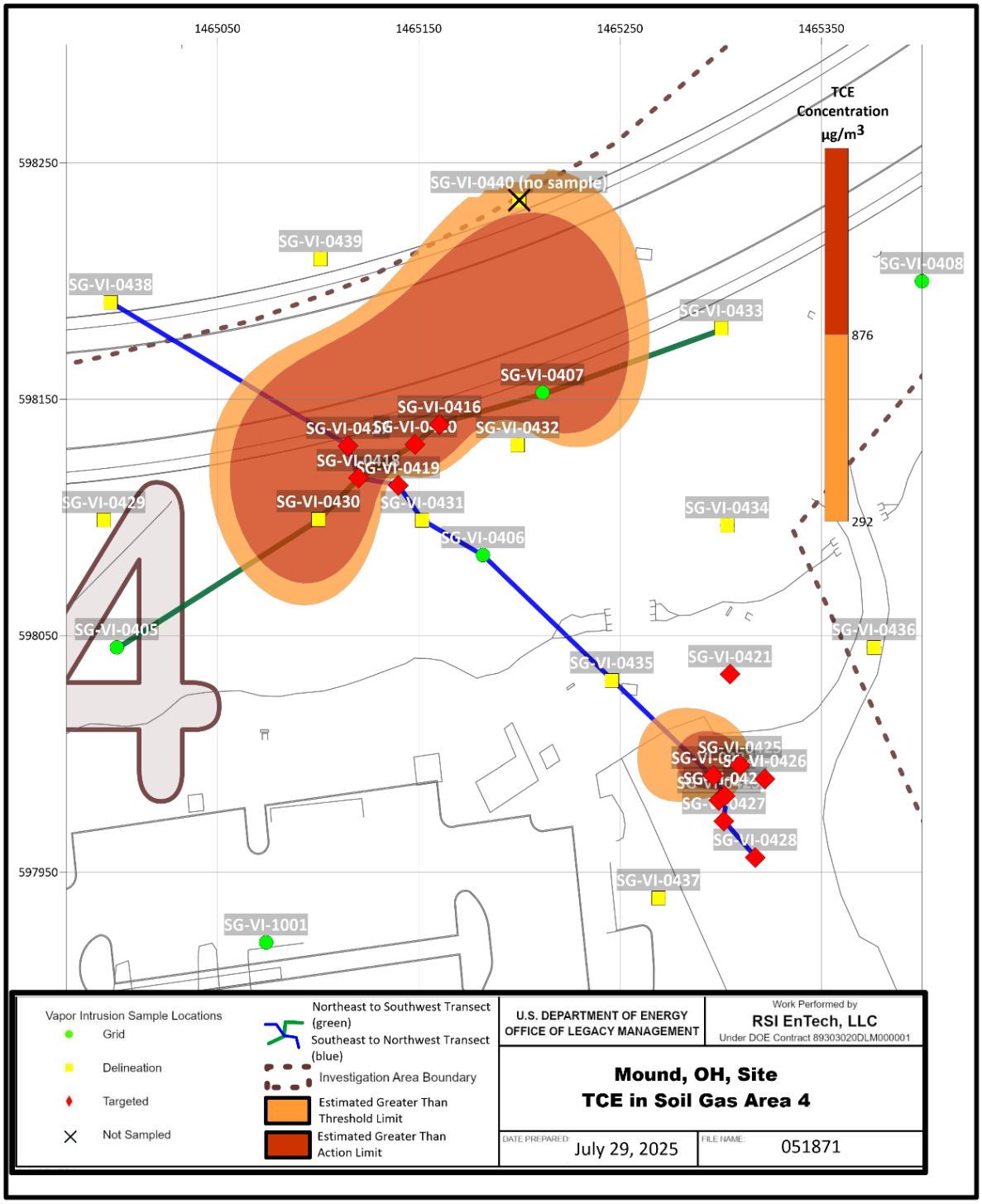

Figure 5. TCE in Soil-Gas Area 4

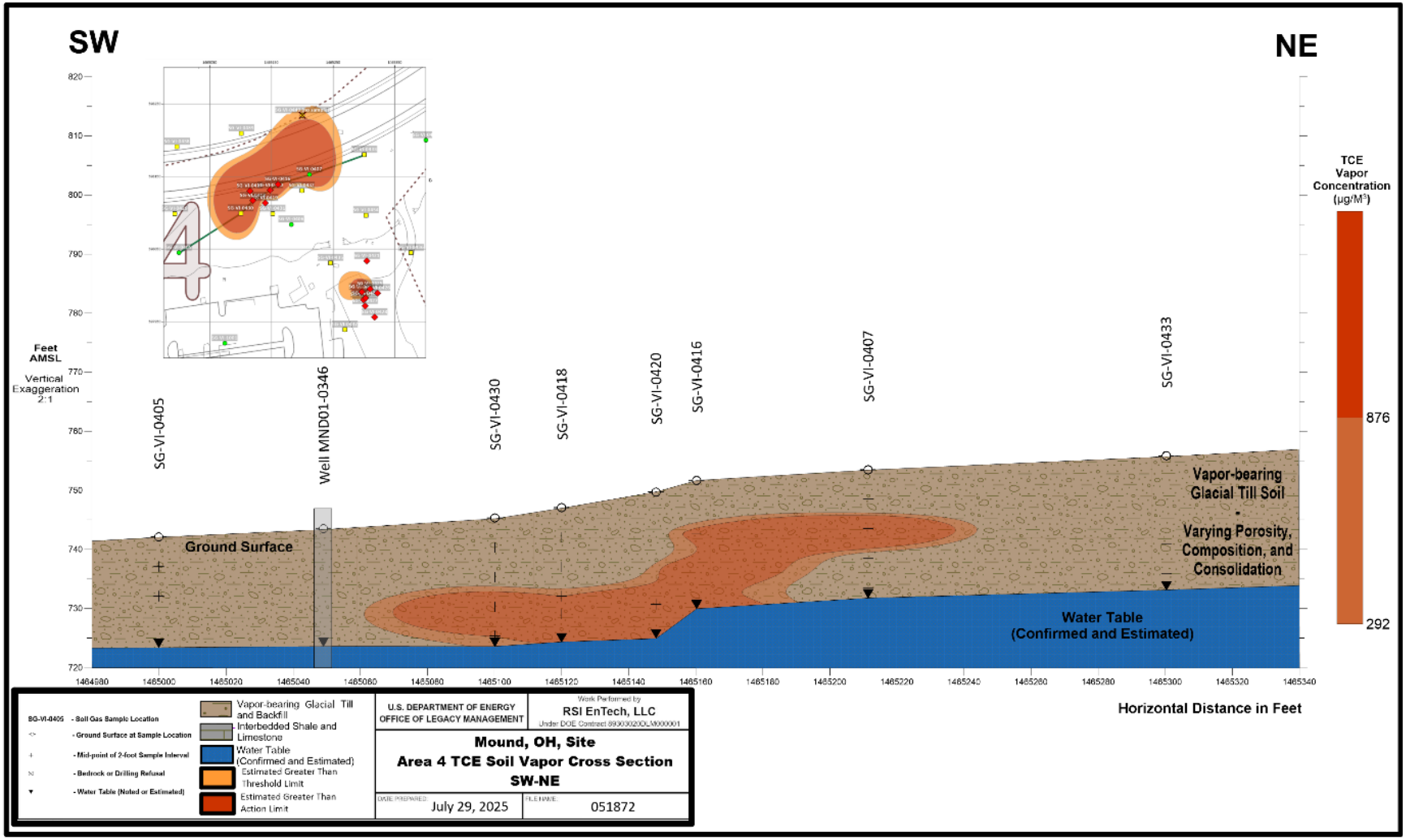

Abbreviation: AMSL = above mean sea level

Figure 6. Area 4 TCE Soil Vapor Southwest-Northeast Cross Section

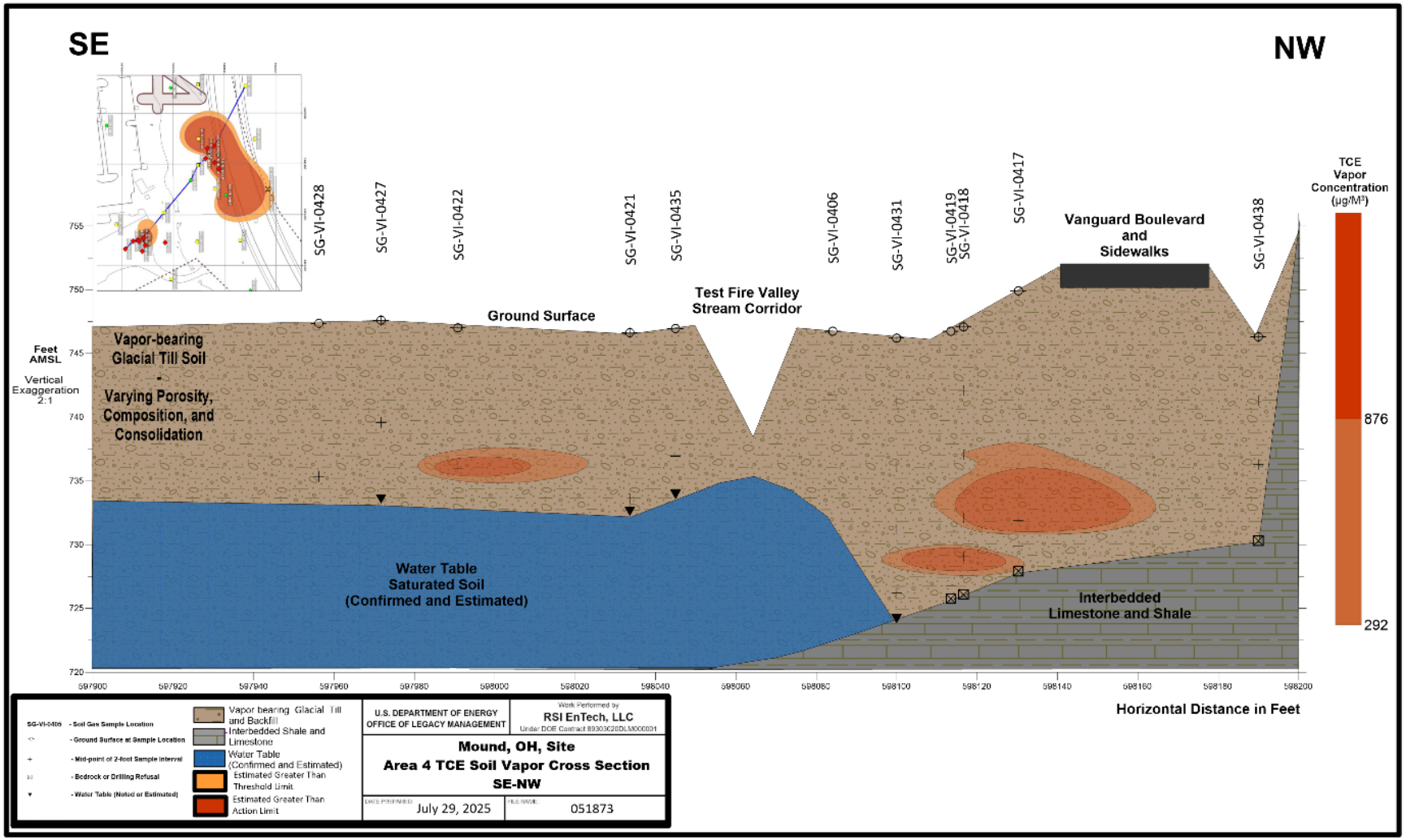

Abbreviation: AMSL = above mean sea level

Figure 7. Area 4 TCE Soil Vapor Southeast-Northwest Cross Section

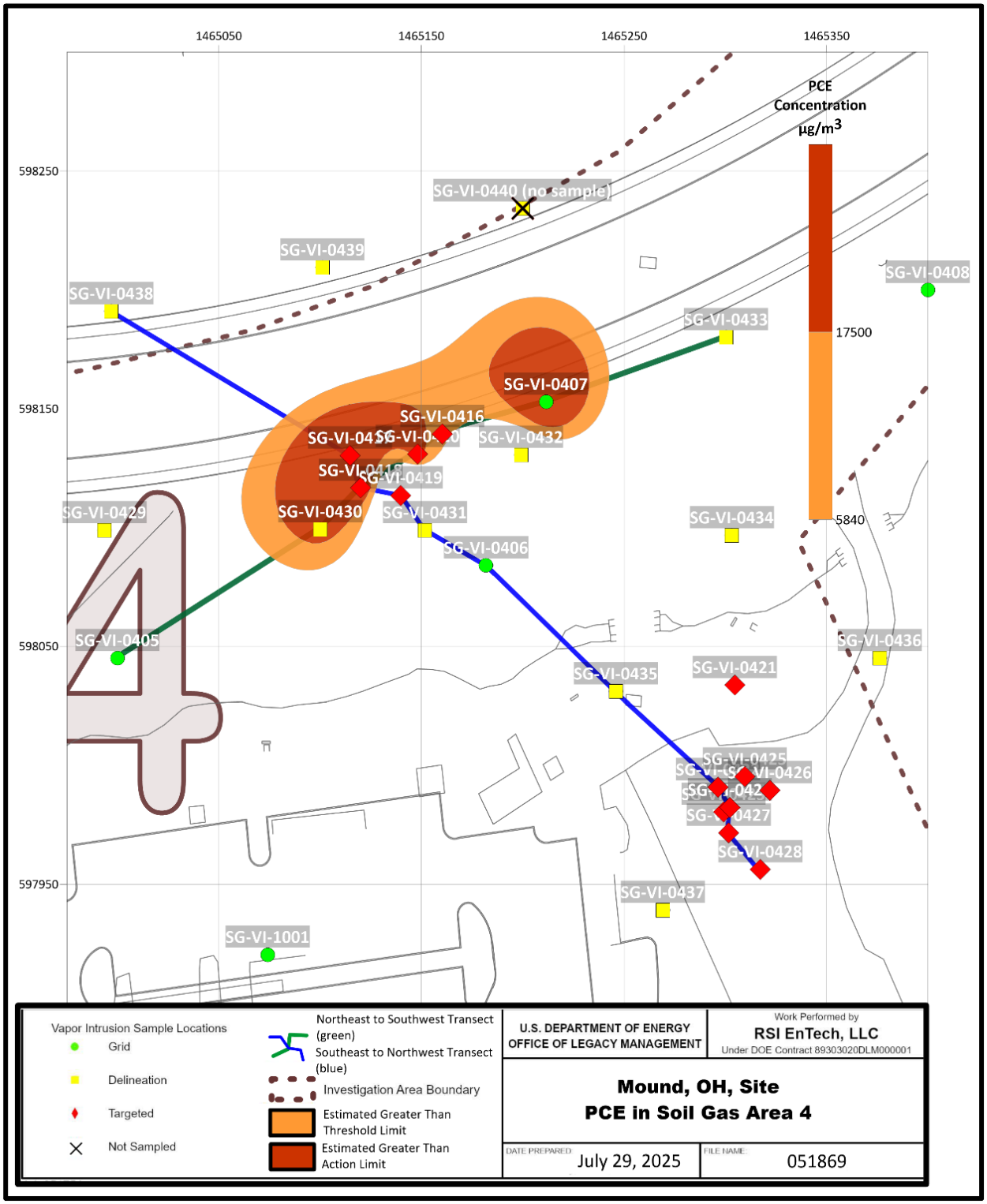

Figure 8. PCE in Soil-Gas Area 4

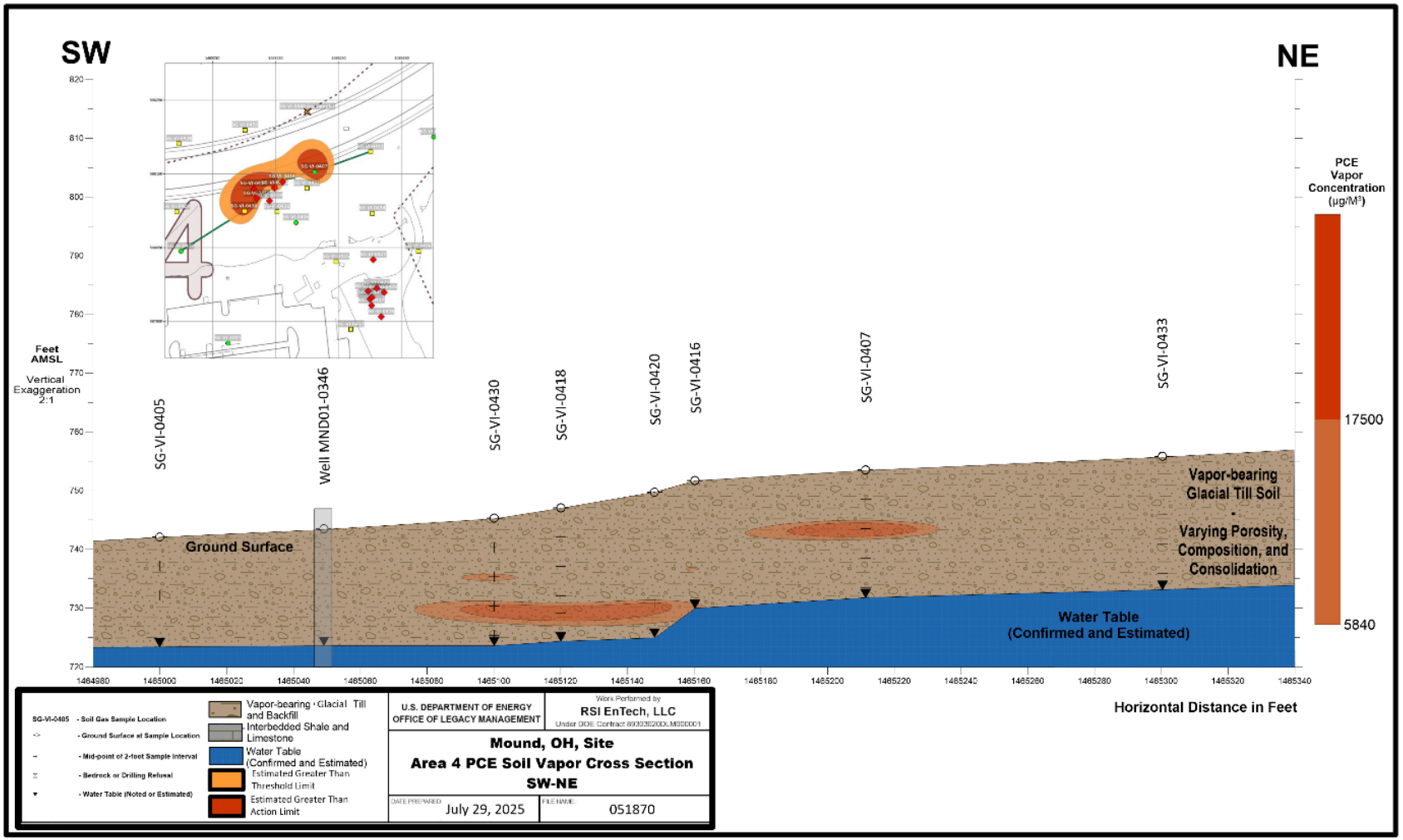

Abbreviation: AMSL = above mean sea level

Figure 9. Area 4 PCE Soil Vapor Southwest-Northeast Cross Section

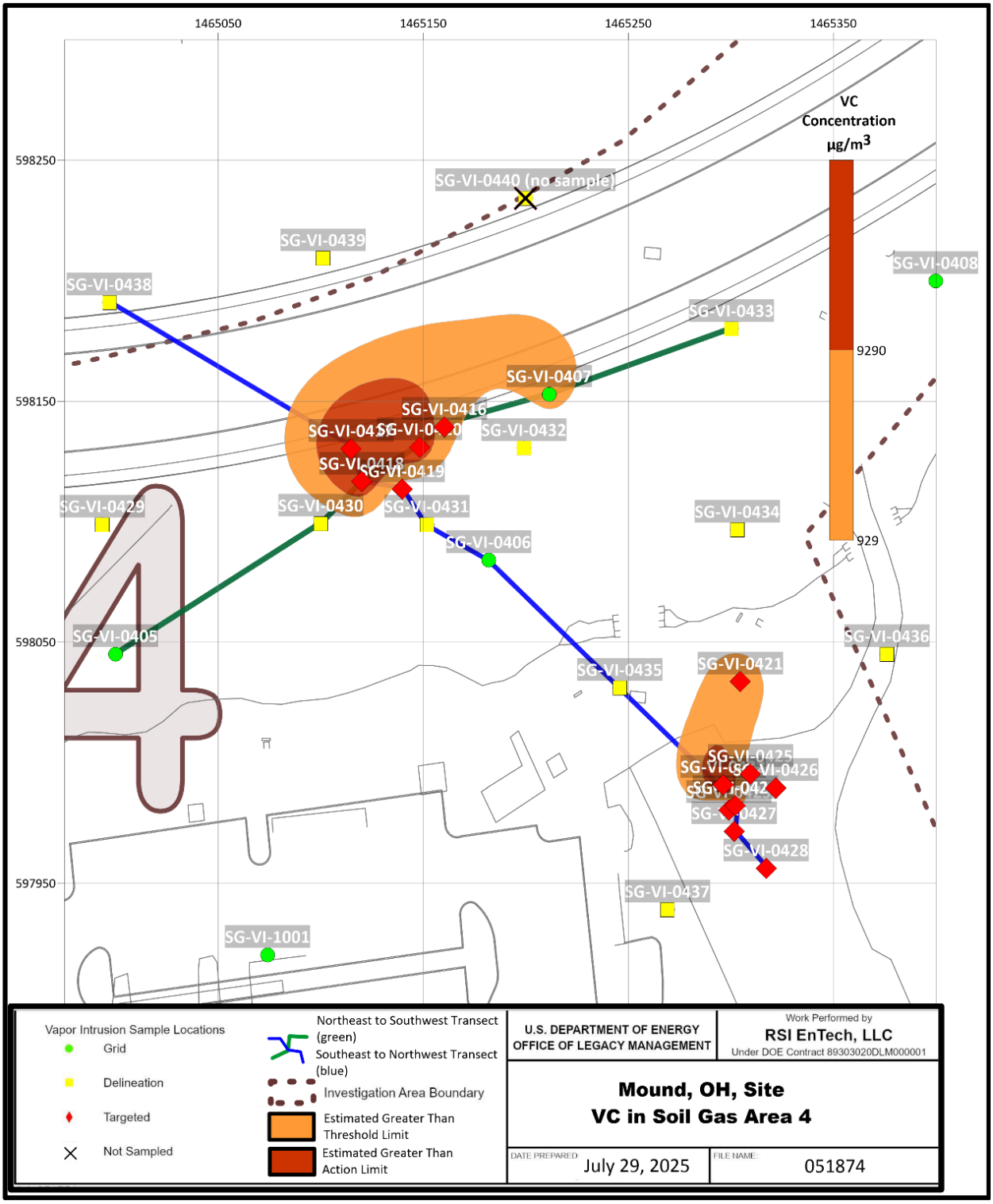

Figure 10. VC in Soil-Gas Area 4

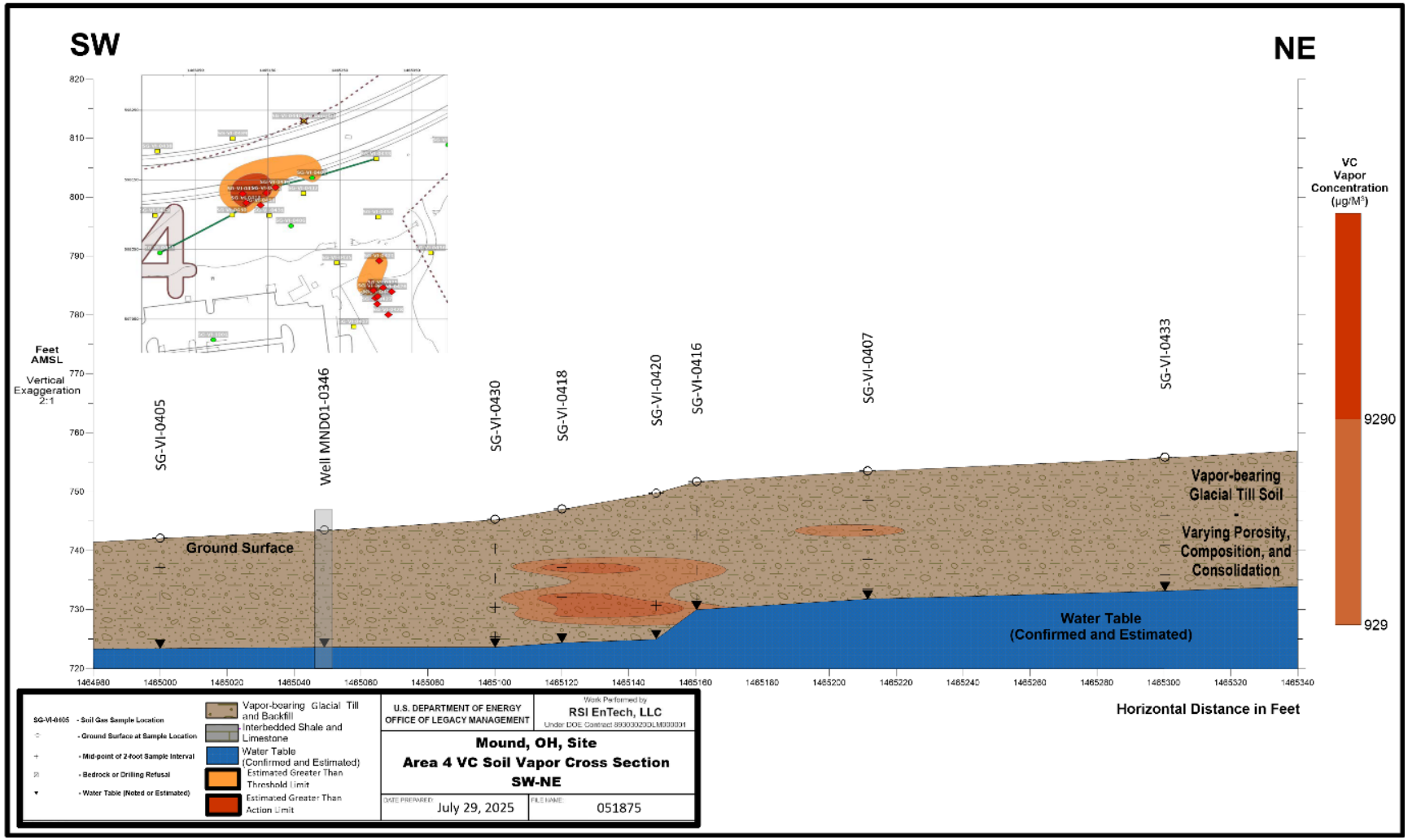

Abbreviation: AMSL = above mean sea level

Figure 11. Area 4 VC Soil Vapor Southwest-Northeast Cross Section

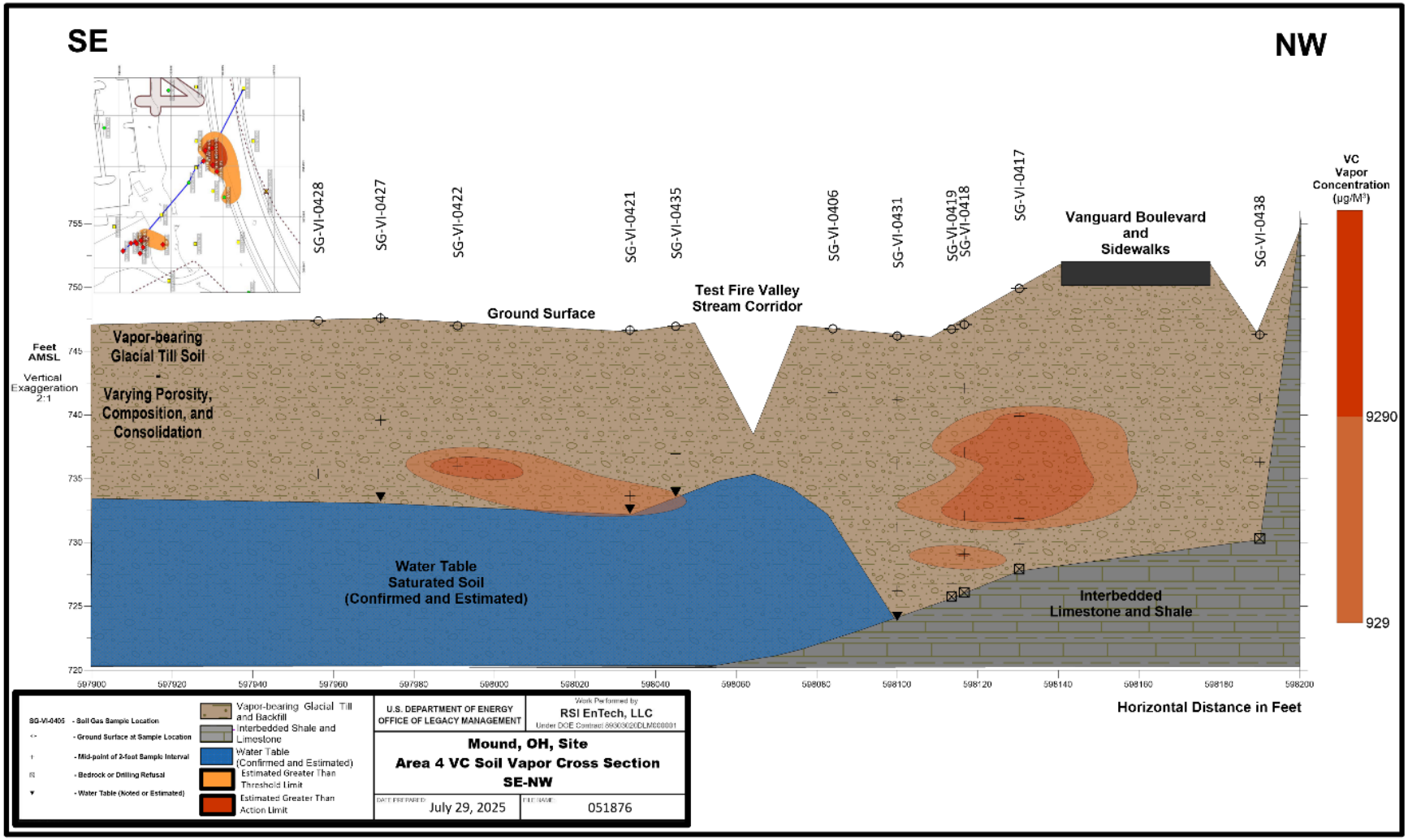

Abbreviation: AMSL = above mean sea level

Figure 12. Area 4 VC Soil Vapor Southeast-Northwest Cross Section

Area 7 was identified as an investigation area at the Mound site with VOC concentrations in soil gas that could result in an unacceptable VI risk to future building occupants. Concentrations greater than the action level were measured for TCE in four locations, for VC in three locations, and for benzene in one location (0702). Figure 13 through Figure 16 depict the distribution of TCE and VC that exceed threshold and action levels in Area 7 and cross sections through the north vapor plume in Area 7.

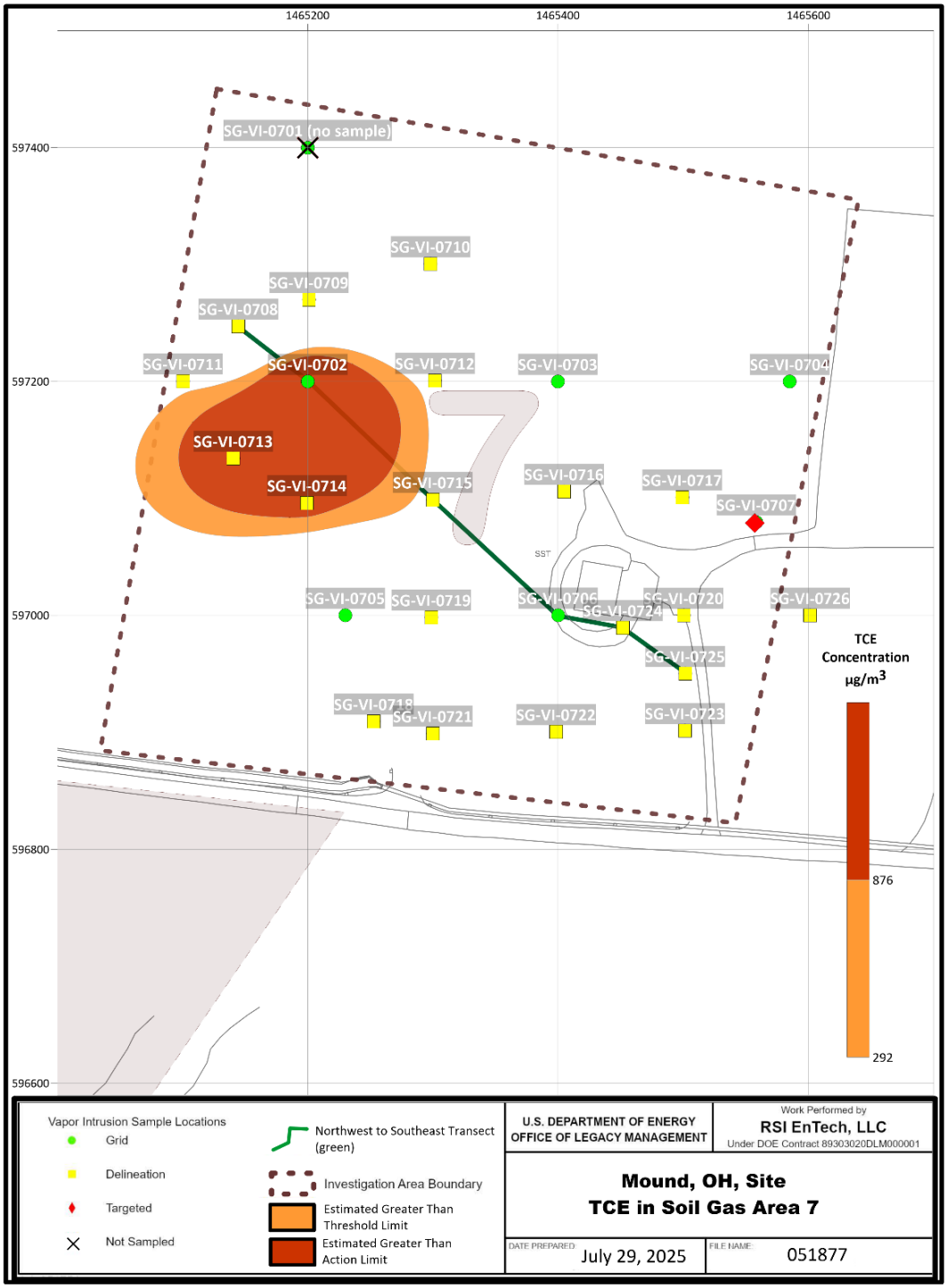

Figure 13. TCE in Soil-Gas Area 7

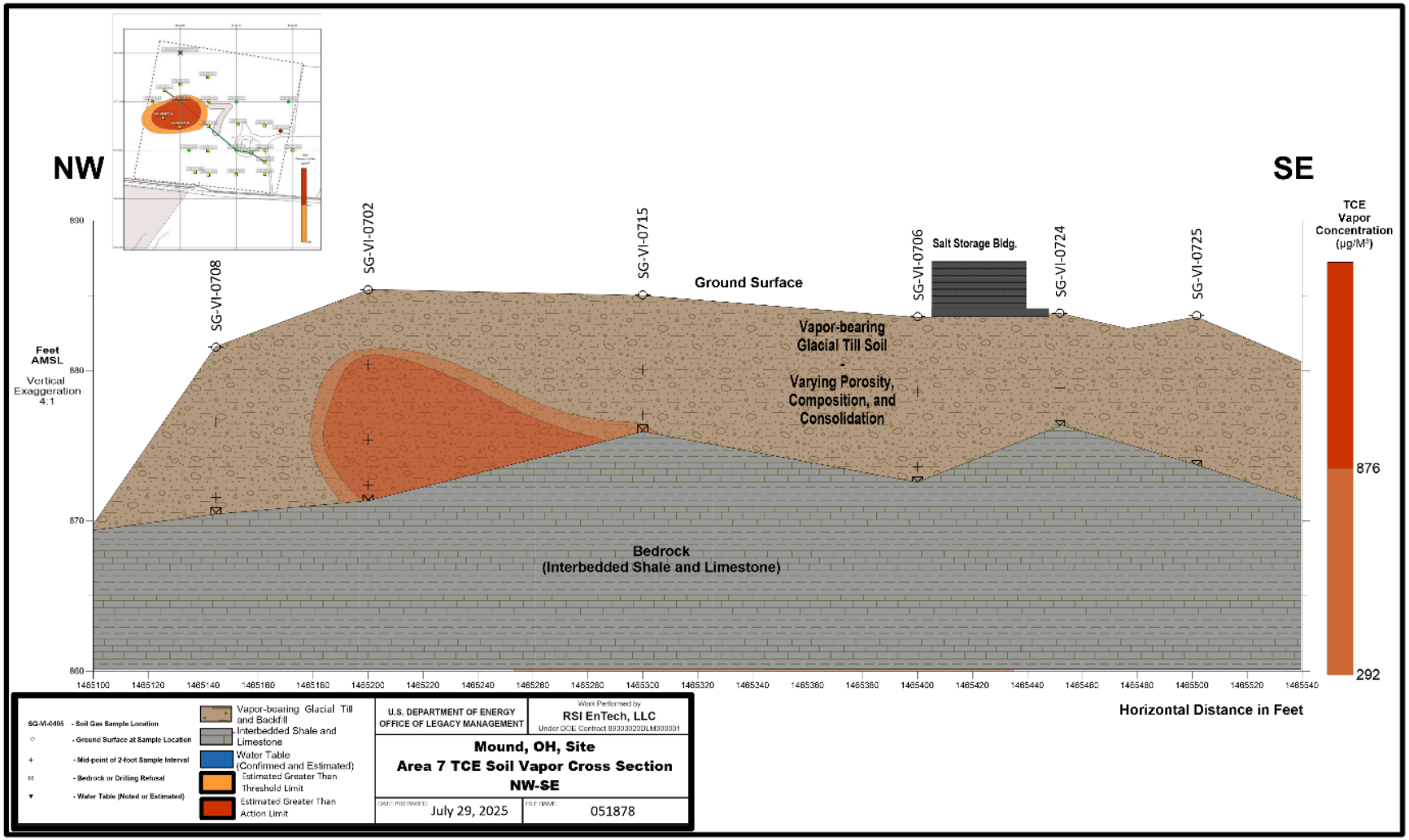

Abbreviations: AMSL = above mean sea level, Bldg. = building

Figure 14. Area 7 TCE Soil Vapor Northwest-Southeast Cross Section

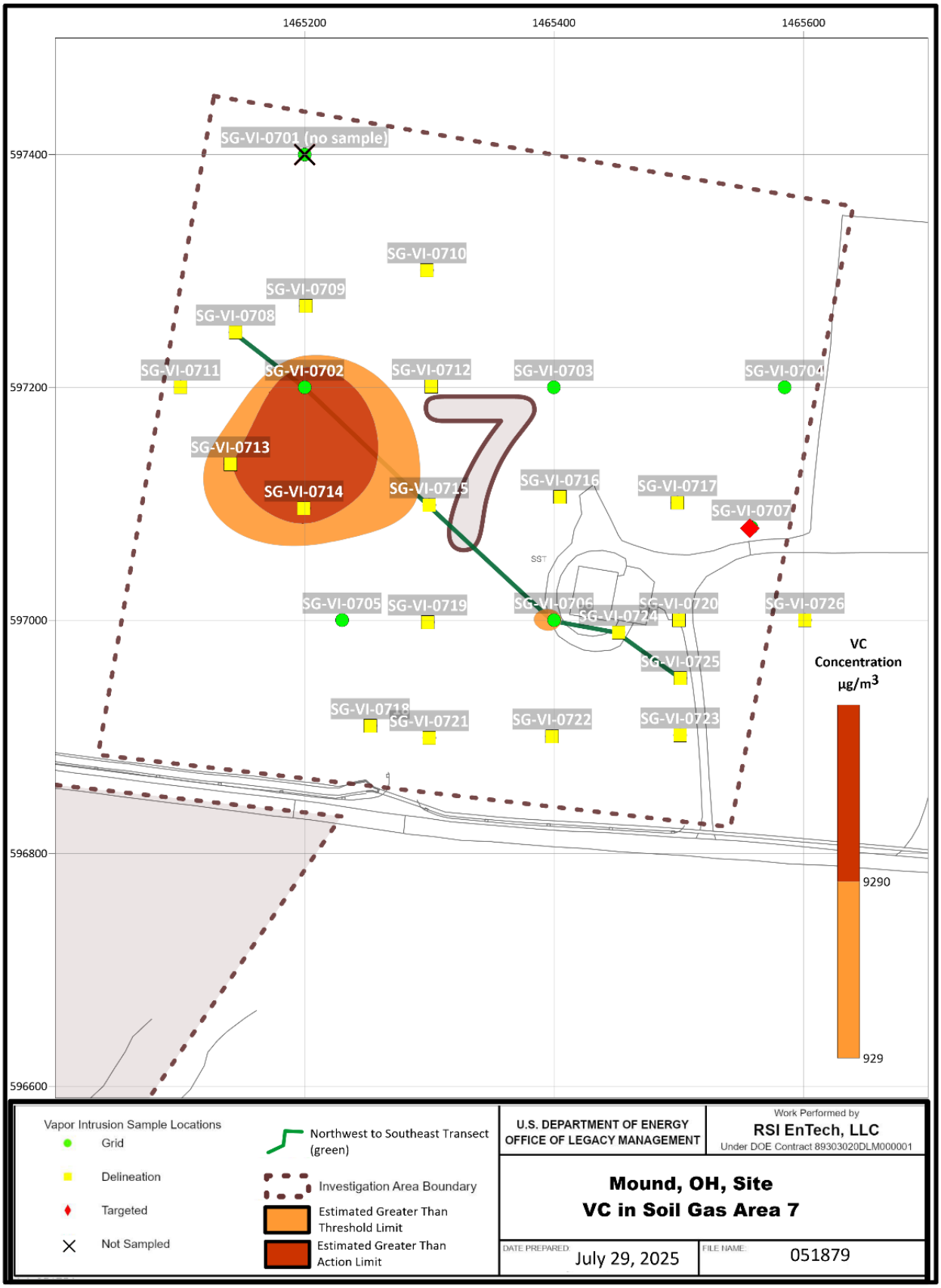

Figure 15. VC in Soil-Gas Area 7

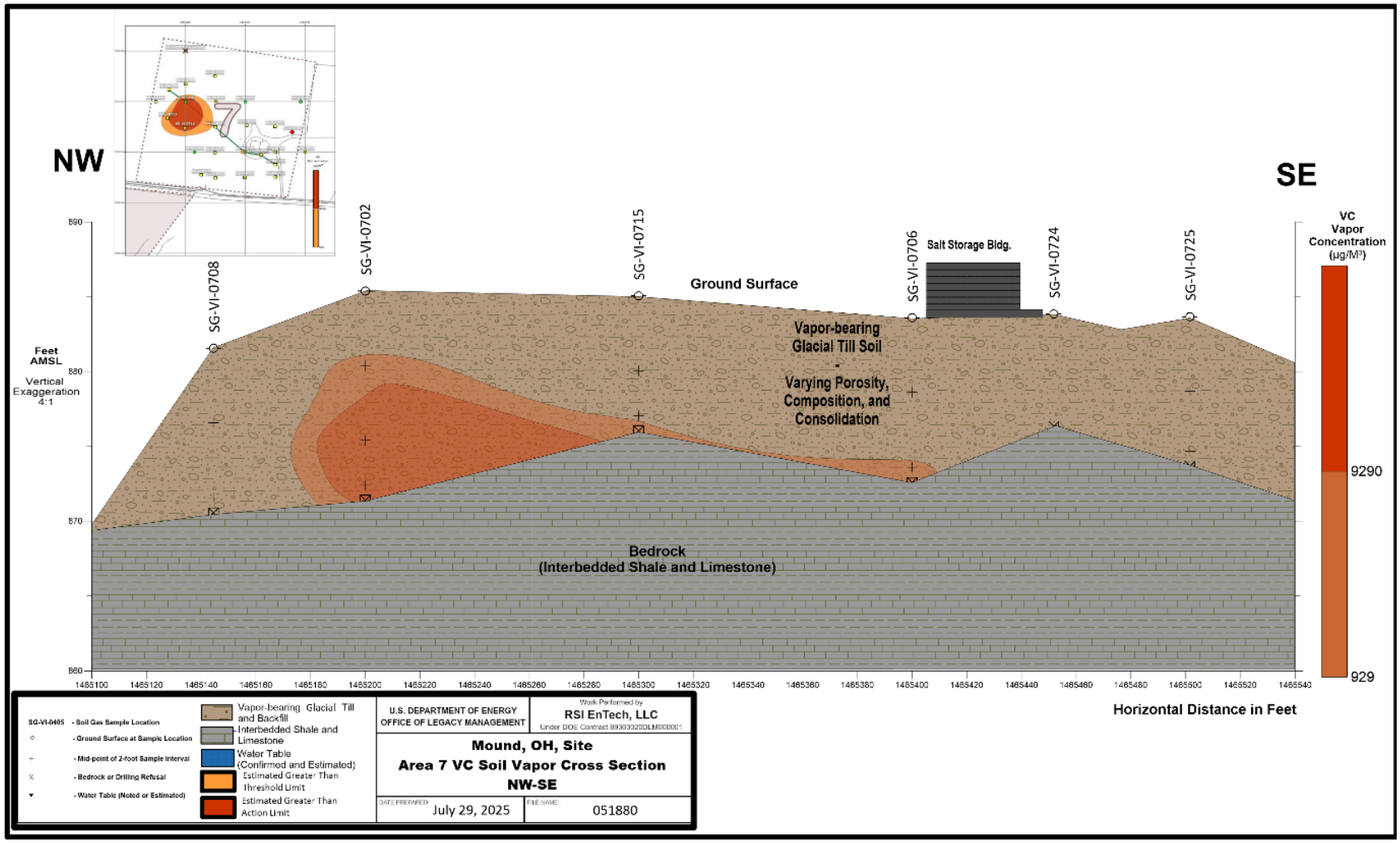

Abbreviations: AMSL = above mean sea level, Bldg. = building

Figure 16. Area 7 VC Soil Vapor Northwest-Southeast Cross Section

7.0 References

40 CFR 300.430. U.S. Environmental Protection Agency, "Remedial Investigation/Feasibility Study and Selection of Remedy," *Code of Federal Regulations*.

DOD (U.S. Department of Defense) and DOE (U.S. Department of Energy), 2021. *Department of Defense (DoD) Department of Energy (DOE) Consolidated Quality Systems Manual (QSM) for Environmental Laboratories*, version 5.4, October.

DOE (U.S. Department of Energy), 2015. *Operations and Maintenance Plan for the U.S. Department of Energy Mound, Ohio, Site*, LMS/MND/S08406-1.0, Office of Legacy Management, January.

DOE (U.S. Department of Energy), 2016. *Fourth Five-Year Review for the Mound, Ohio, Site, Miamisburg, Ohio*, LMS/MND/S14085, Office of Legacy Management, September.

DOE (U.S. Department of Energy), 2017. *Vapor Intrusion Assessment Work Plan at the Mound, Ohio, Site*, LMS/MND/S15242, Office of Legacy Management, May.

DOE (U.S. Department of Energy), 2019. *Vapor Intrusion Assessment: Phase I Preliminary Screening and Conceptual Model for the Mound, Ohio, Site*, LMS/MND/S15736, Office of Legacy Management, March.

DOE (U.S. Department of Energy), 2023a. *Amendment to the Record of Decision for Operable Unit 1 of the Mound Site, Miamisburg, Ohio*, LMS/MND/S29546, Office of Legacy Management, September.

DOE (U.S. Department of Energy), 2023b. *Quality Assurance Project Plan for the Mound, Ohio, Site Vapor Intrusion Assessment Project*, LMS/MND/S35030-0.0, Office of Legacy Management, January.

DOE (U.S. Department of Energy), 2023c. *Vapor Intrusion Assessment: Phase II Vapor Source Characterization Sampling and Analysis Plan for the Mound, Ohio, Site*, LMS/MND/S25066, Office of Legacy Management, January.

DOE (U.S. Department of Energy), 2024. *Environmental Monitoring Procedures for the Fernald Preserve and Mound, Ohio, Sites*, LMS/FER/MND/S05277-9.0, Office of Legacy Management, November.

EPA (U.S. Environmental Protection Agency), 1991. *Risk Assessment Guidance for Superfund: Volume 1 – Human Health Evaluation Manual (Part B, Development of Risk-Based Preliminary Remediation Goals)*, EPA/540/R-92/003, December.

EPA (U.S. Environmental Protection Agency), 2015a. *OSWER Technical Guide for Assessing and Mitigating the Vapor Intrusion Pathway from Subsurface Vapor Sources to Indoor Air*, OSWER Publication 9200.2-154, Office of Solid Waste and Emergency Response, June.

EPA (U.S. Environmental Protection Agency), 2015b. *Test Methods for Evaluating Solid Waste, Physical/Chemical Methods*, EPA publication SW-846, Third Edition, Final Updates I–V.

EPA (U.S. Environmental Protection Agency), 2025. "Vapor Intrusion Screening Level Calculator," https://www.epa.gov/vaporintrusion/vapor-intrusion-screening-level-calculator, accessed June 9.

ITRC (Interstate Technology and Regulatory Council), 2007. *Vapor Intrusion Pathway: A Practical Guideline*, Technical and Regulatory Guidance, January.

Ohio EPA (Ohio Environmental Protection Agency), 2020. *Sample Collection and Evaluation of Vapor Intrusion to Indoor Air for Remedial Response, Resource Conservation and Recovery Act and Voluntary Action Programs*, Division of Environmental Response and Revitalization, March.

Appendix A

Soil-Gas Sampling Locations Tables and Figures

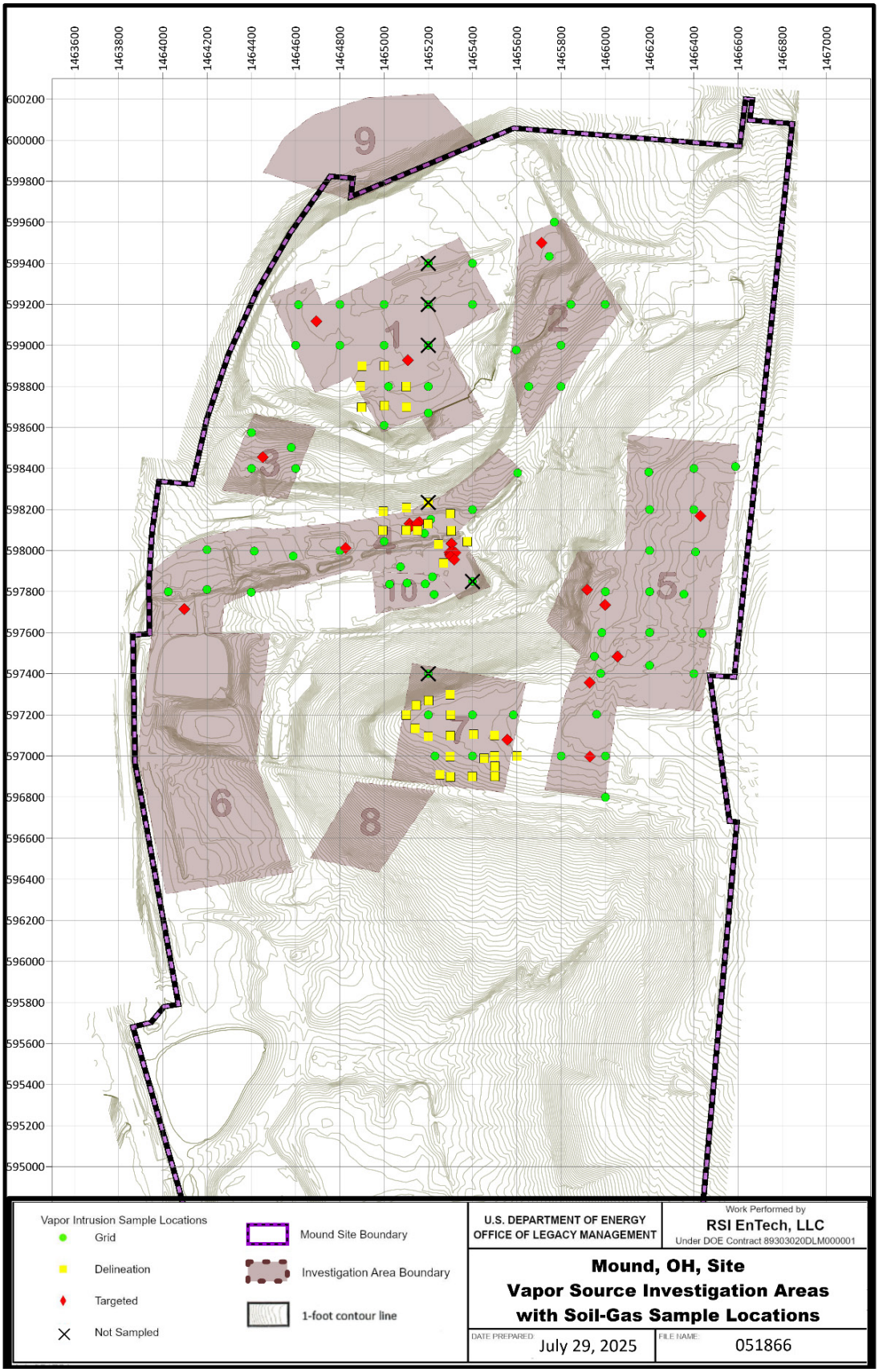

Figure A-1. Vapor Source Investigation Areas with Soil-Gas Sample Locations

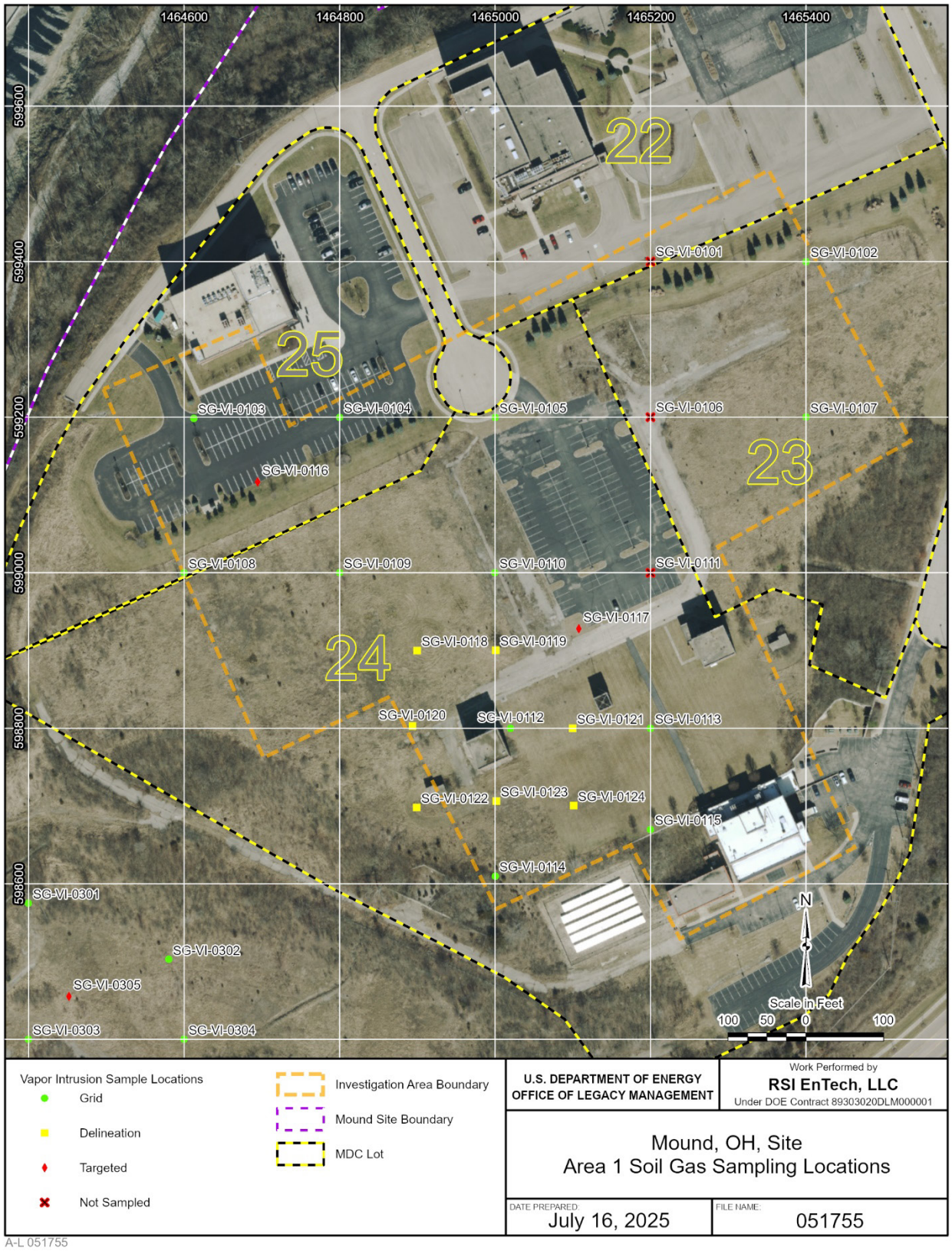

Abbreviation: MDC = Mound Development Corporation

Figure A-2. Area 1 Soil-Gas Sampling Locations

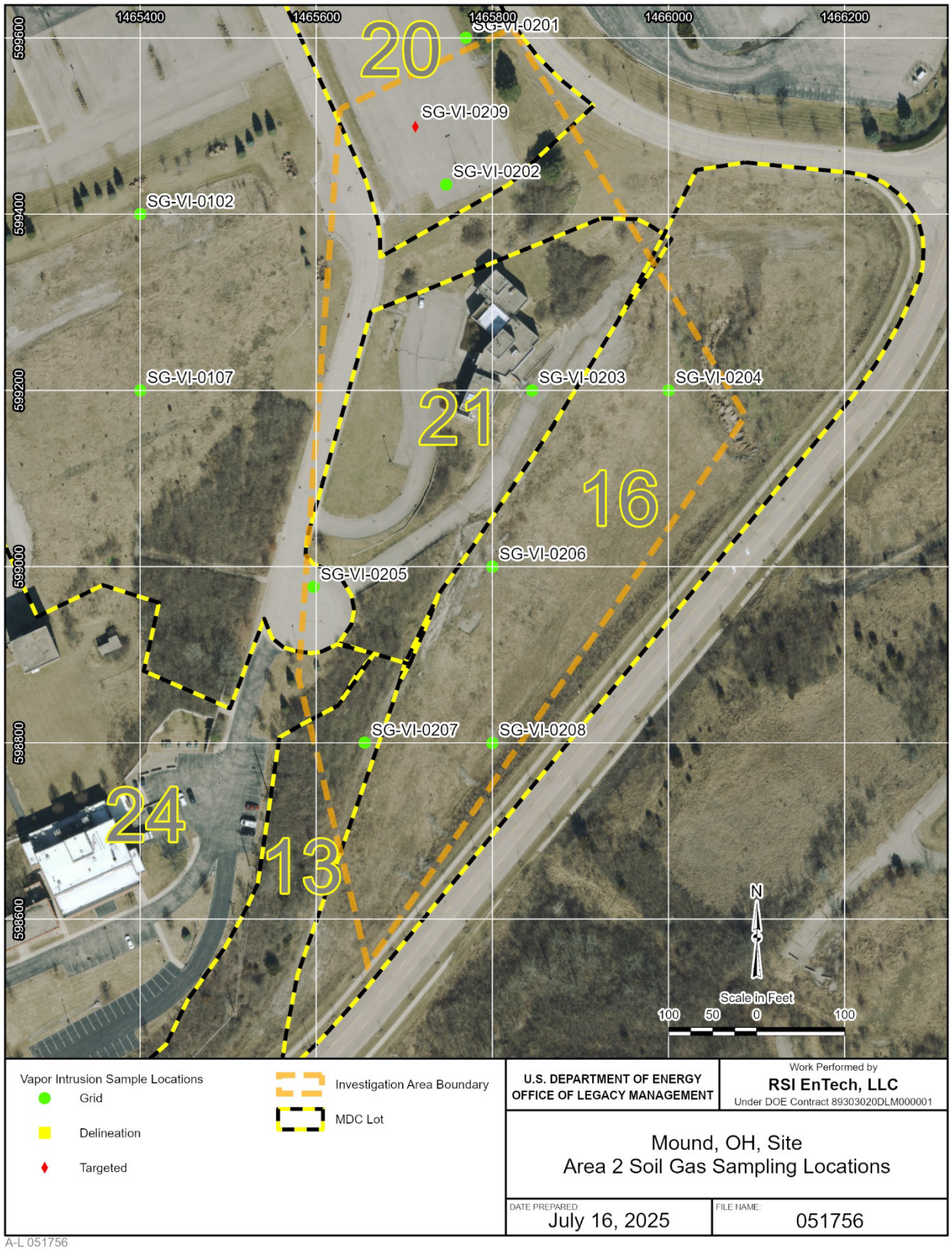

Abbreviation: MDC = Mound Development Corporation

Figure A-3. Area 2 Soil-Gas Sampling Locations

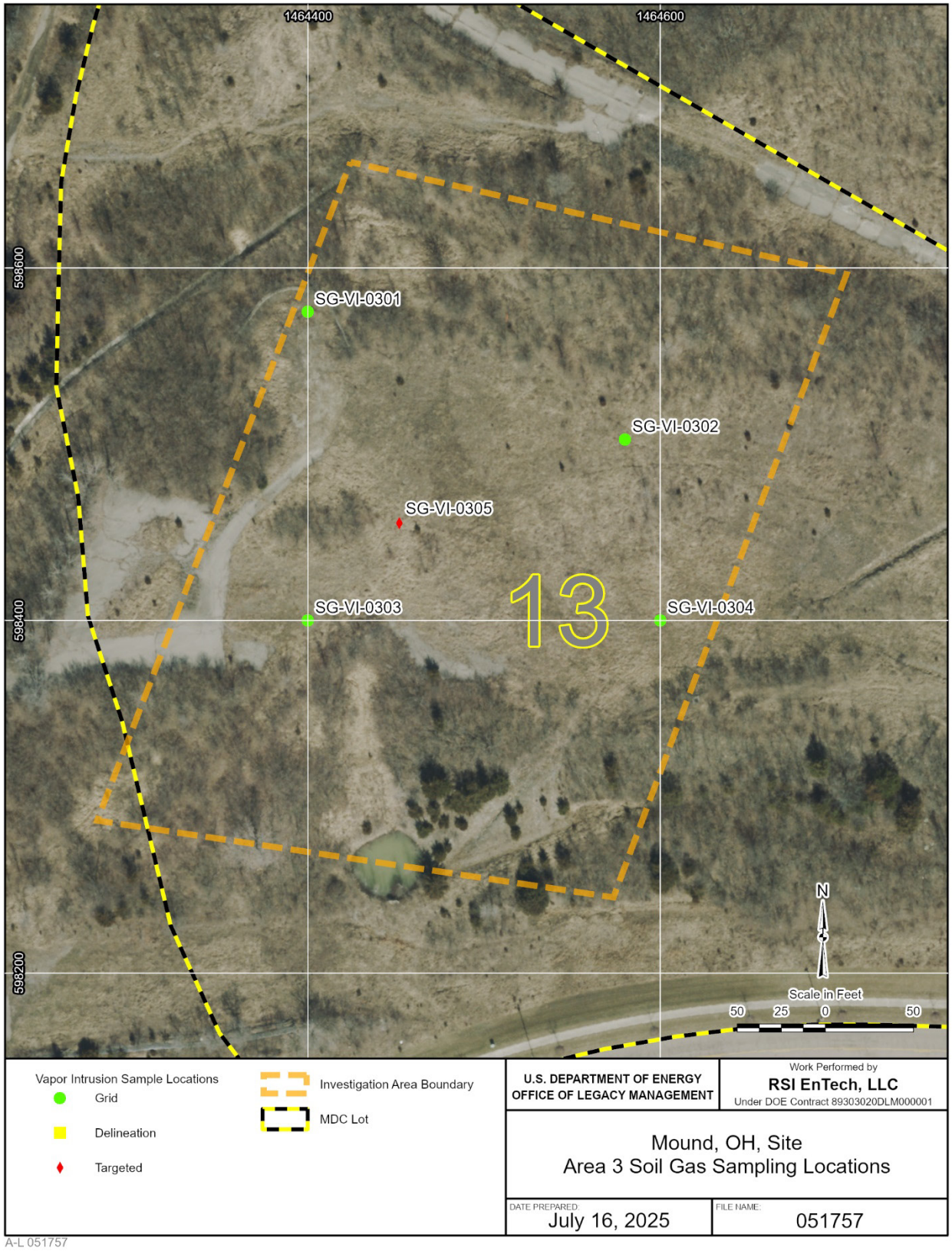

Abbreviation: MDC = Mound Development Corporation

Figure A-4. Area 3 Soil-Gas Sampling Locations

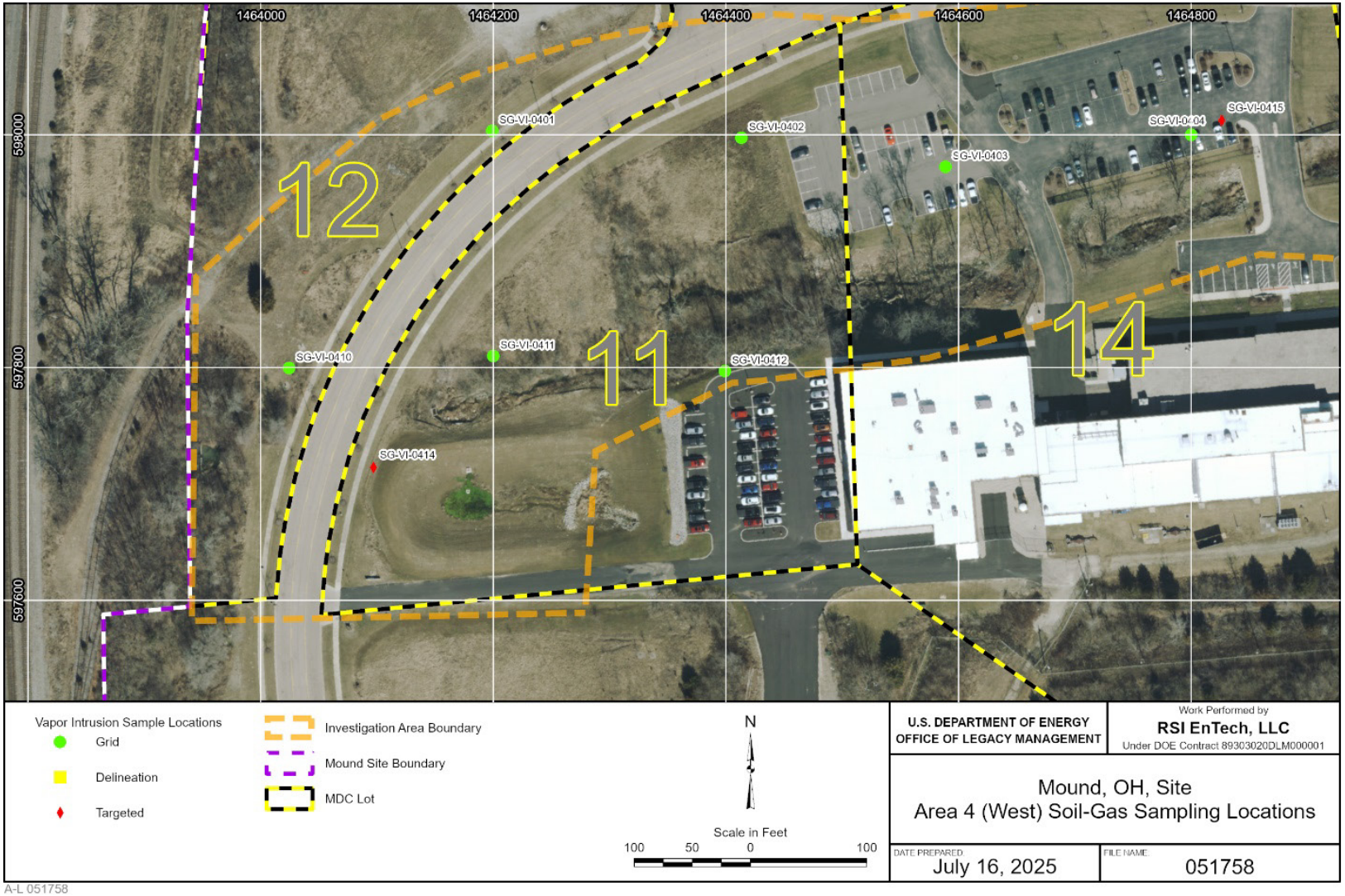

A-L 051758

Abbreviation: MDC = Mound Development Corporation

Figure A-5. Area 4 (West) Soil-Gas Sampling Locations

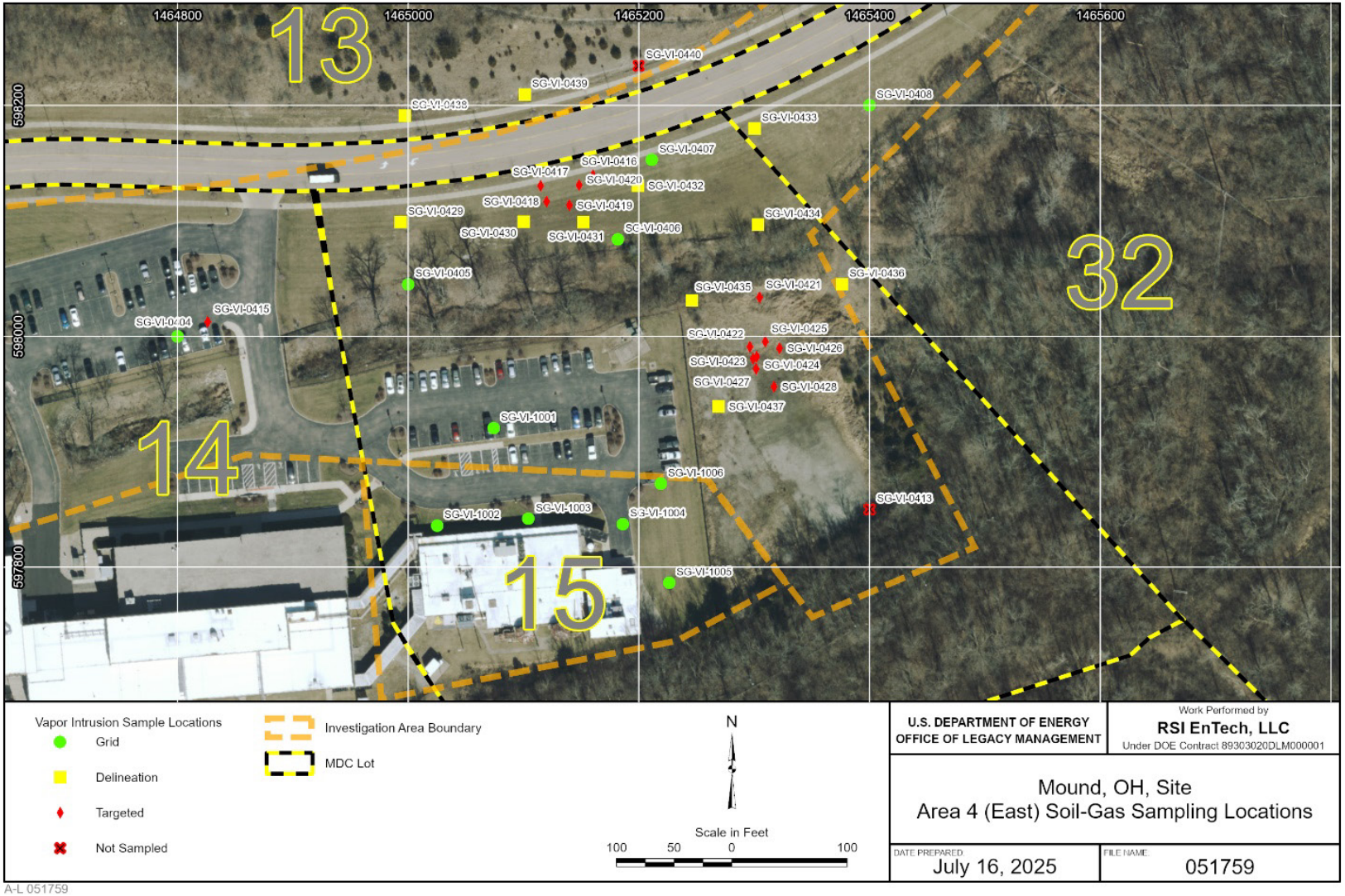

Abbreviation: MDC = Mound Development Corporation

Figure A-6. Area 4 (East) and Area 10 Soil-Gas Sampling Locations

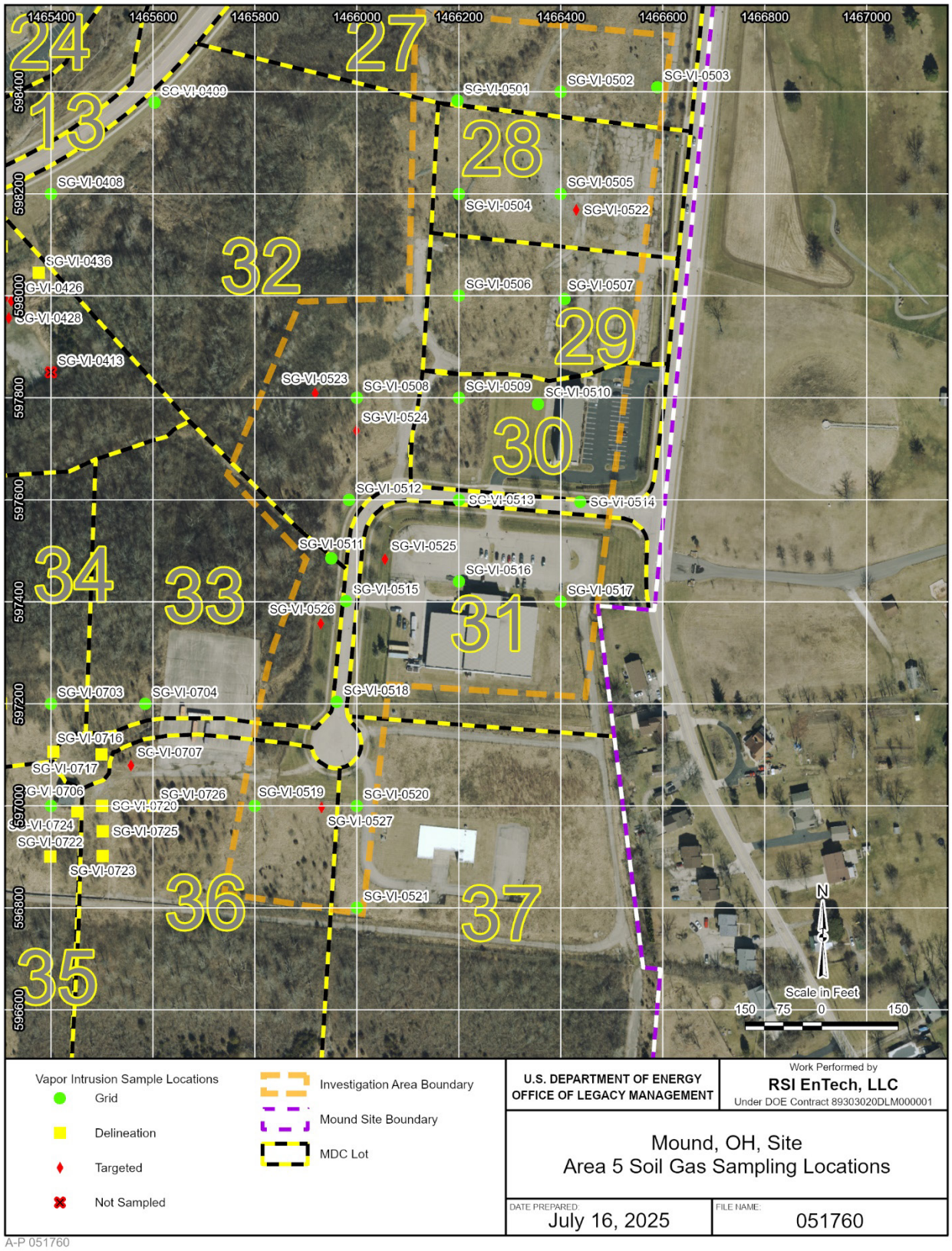

Abbreviation: MDC = Mound Development Corporation

Figure A-7. Area 5 Soil-Gas Sampling Locations

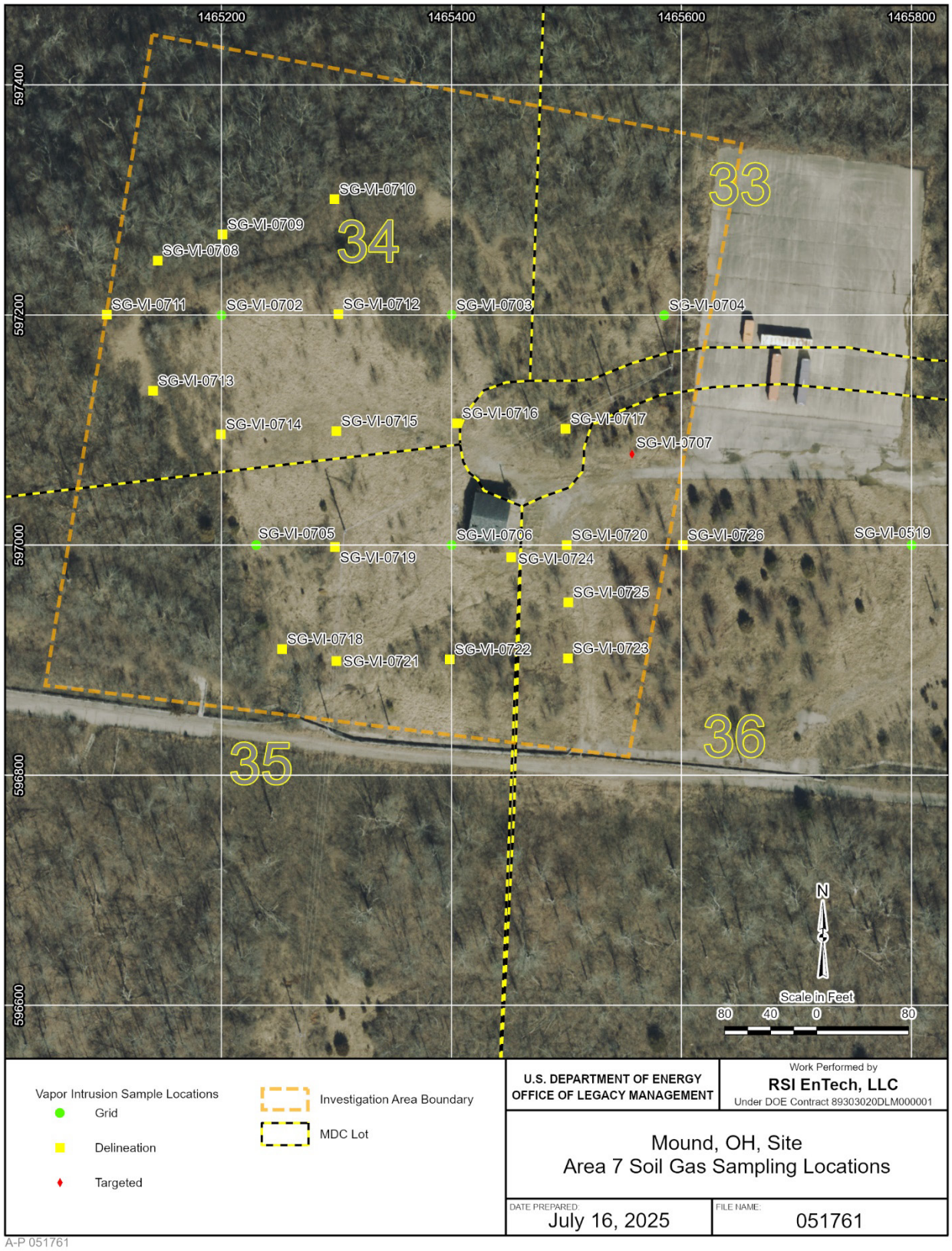

Abbreviation: MDC = Mound Development Corporation

Figure A-8. Area 7 Soil-Gas Sampling Locations

Table A-1. Soil-Gas Sampling Locations for Area 1

Sample ID	Northing	Easting	Ground Elevation (ft AMSL)	Sampled Interval Depth (ft bgs)	Sample Type	Field Changes[a]
SG-VI-0101	599399.94	1465200.01	876.10	Not sampled[b]	Grid sample	None
SG-VI-0102	599400.00	1465400.04	875.31	4–6[c]	Grid sample	None
SG-VI-0103	599198.70	1464612.38	875.86	4–6 9–11	Grid sample	Location moved 12.5 ft E to avoid buried utilities
SG-VI-0104	599199.92	1464799.91	876.43	4–6[c]	Grid sample	None
SG-VI-0105	599199.97	1465000.05	877.62	4–6[c]	Grid sample	None
SG-VI-0106	599200.02	1465200.02	875.85	Not sampled[b]	Grid sample	None
SG-VI-0107	599200.03	1465399.98	875.71	4–6[c]	Grid sample	None
SG-VI-0108	598999.96	1464599.99	874.55	4–6 9–11	Grid sample	None
SG-VI-0109	599000.02	1464800.00	875.56	4–6[c]	Grid sample	None
SG-VI-0110	599000.02	1464999.98	876.73	4–6[c]	Grid sample	None
SG-VI-0111	599000.00	1465199.99	875.61	Not sampled[b]	Grid sample	None
SG-VI-0112	598800.01	1465020.02	875.94	4–6 9–11	Grid sample	Location moved 20.0 ft W to avoid building
SG-VI-0113	598799.96	1465199.99	872.53	4–6 6–8	Grid sample	None
SG-VI-0114	598610.00	1465000.00	866.88	4–6 9–11	Grid sample	Location moved 10 ft N to avoid inaccessible terrain
SG-VI-0115	598670.00	1465199.95	869.31	4–6[c]	Grid sample	Location moved 70 ft N to avoid inaccessible terrain and utilities
SG-VI-0116	599116.73	1464694.64	876.63	9–11	Targeted	None
SG-VI-0117	598927.98	1465107.74	876.22	7–9	Targeted	None
SG-VI-0118	598899.86	1464899.85	876.21	4–6[c]	Delineation	None
SG-VI-0119	598900.24	1465000.92	876.09	4–6 9–11	Delineation	None
SG-VI-0120	598803.02	1464893.64	875.20	4–6 9–11	Delineation	None
SG-VI-0121	598799.80	1465099.83	875.03	4–6 9–11	Delineation	None
SG-VI-0122	598698.11	1464899.20	862.83	4–6 9–11	Delineation	None

Table A-1. Soil-Gas Sampling Locations for Area 1 (continued)

Sample ID	Northing	Easting	Ground Elevation (ft AMSL)	Sampled Interval Depth (ft bgs)	Sample Type	Field Changes[a]
SG-VI-0123	598706.39	1465001.78	869.05	4–6[c]	Delineation	None
SG-VI-0124	598700.50	1465101.21	871.71	4–6[c]	Delineation	None

Notes:

[a] If sample was moved, original coordinates are published in the *Vapor Intrusion Assessment: Phase II Vapor Source Characterization Sampling and Analysis Plan for the Mound, Ohio, Site* (DOE 2023c).

[b] Sampler refusal at depth less than 5 ft bgs.

[c] Planned 9–11 ft interval not collected due to sampler refusal at a depth less than 9 ft bgs.

Abbreviations:

AMSL = above mean sea level
bgs = below ground surface
ft = feet

Table A-2. Soil-Gas Sampling Locations for Area 2

Sample ID	Northing	Easting	Ground Elevation (ft AMSL)	Sampled Interval Depth (ft bgs)	Sample Type	Field Changes[a]
SG-VI-0201	599600.05	1465770.04	862.46	4–6 9–11	Grid sample	Location moved 30.0 ft W to avoid inaccessible terrain
SG-VI-0202	599433.76	1465747.41	860.43	4–6 9–11	Grid sample	Location moved 62.5 ft NE to avoid buried utilities
SG-VI-0203	599200.07	1465844.91	814.65	4–6 9–11	Grid sample	Location moved 44.9 ft E to avoid a building
SG-VI-0204	599200.10	1465999.92	804.64	4–6 9–11	Grid sample	None
SG-VI-0205	598976.94	1465596.84	829.29	4–6 9–11	Grid sample	Location moved 23.3 ft SSW to avoid buried utilities
SGVI-0206	598999.94	1465800.09	804.48	4–6 9–11	Grid sample	None
SG-VI-0207	598800.00	1465655.04	792.23	4–6 9–11	Grid sample	Location moved 55.0 ft E to avoid inaccessible terrain
SG-VI-0208	598799.96	1465799.99	785.58	4–6 9–11	Grid sample	None
SG-VI-0209	599499.18	1465712.55	862.49	12–14	Targeted	Location moved 25.1 ft SW to avoid buried utilities

Note:
[a] If sample was moved, original coordinates are published in the *Vapor Intrusion Assessment: Phase II Vapor Source Characterization Sampling and Analysis Plan for the Mound, Ohio, Site* (DOE 2023c).

Abbreviations:
AMSL = above mean sea level
bgs = below ground surface
ft = feet

Table A-3. Soil-Gas Sampling Locations for Area 3

Sample ID	Northing	Easting	Ground Elevation (ft AMSL)	Sampled Interval Depth (ft bgs)	Sample Type	Field Changes[a]
SG-VI-0301	598575.04	1464399.98	802.17	4–6 9–11	Grid sample	Location moved 25.0 ft S to avoid inaccessible terrain
SG-VI-0302	598502.75	1464580.04	795.08	4–6 9–11	Grid sample	Location moved 99.3 ft SSW to avoid inaccessible terrain
SG-VI-0303	598400.08	1464399.93	788.00	4–6 9–11	Grid sample	None
SG-VI-0304	598400.07	1464600.05	780.67	4–6 9–11	Grid sample	None
SG-VI-0305	598455.18	1464451.85	792.95	10–12	Targeted	None

Note:
[a] If sample was moved, original coordinates are published in the *Vapor Intrusion Assessment: Phase II Vapor Source Characterization Sampling and Analysis Plan for the Mound, Ohio, Site* (DOE 2023c).

Abbreviations:
AMSL = above mean sea level
bgs = below ground surface
ft = feet

Table A-4. Soil-Gas Sampling Locations for Area 4

Sample ID	Northing	Easting	Ground Elevation (ft AMSL)	Sampled Interval Depth (ft bgs)	Sample Type	Field Changes[a]
SG-VI-0401	598003.55	1464198.87	728.42	4–6 9–11	Grid sample	Location moved 3.7 ft NW to avoid buried utilities
SG-VI-0402	597997.52	1464413.46	733.90	4–6 9–11	Grid sample	Location moved 13.7 ft ESE to avoid inaccessible terrain
SG-VI-0403	597972.65	1464588.66	737.52	4–6 9–11	Grid sample	Location moved 29.6 ft SW to avoid buried utilities
SG-VI-0404	597999.92	1464799.92	740.58	4–6 9–11	Grid sample	None
SG-VI-0405	598045.05	1464999.95	742.13	4–6 9–11	Grid sample	Location moved 45.0 ft N to avoid inaccessible terrain
SG-VI-0406	598084.04	1465181.89	746.75	4–6 9–11	Grid sample	Location moved 86.0 ft NNW to avoid inaccessible terrain
SG-VI-0407	598152.85	1465211.42	753.51	4–6 9–11 14–16 19–21	Grid sample Delineation	Location moved 48.5 ft SSE to avoid Vanguard Boulevard
SG-VI-0408	598199.95	1465399.94	756.49	4–6 9–11	Grid sample	None
SG-VI-0409	598378.48	1465602.79	773.19	4–6 9–11	Grid sample	Location moved 21.7 ft SSE to avoid Vanguard Boulevard
SG-VI-0410	597799.56	1464024.46	723.04	4–6 9–11	Grid sample	Location moved 24.5 ft E to avoid buried utilities
SG-VI-0411	597809.98	1464199.94	722.10	4–6 9–11	Grid sample	Location moved 10.0 ft N to avoid inaccessible terrain
SG-VI-0412	597797.02	1464398.91	734.97	4–6 9–11	Grid sample	Location moved 3.2 ft SW to avoid inaccessible terrain
SG-VI-0413	597839.98	1465400.05	747.09	Not sampled[b]	Grid sample	None
SG-VI-0414	597714.14	1464097.02	714.84	4–6	Targeted	None
SG-VI-0415	598012.36	1464826.28	740.88	5–7	Targeted	None
SG-VI-0416	598139.32	1465156.00	751.70	8–10 4–6 9–11 14–16 19–21	Targeted Delineation	Location moved 20.3 ft SSE to avoid Vanguard Boulevard

Table A-4. Soil-Gas Sampling Locations for Area 4 (continued)

Sample ID	Northing	Easting	Ground Elevation (ft AMSL)	Sampled Interval Depth (ft bgs)	Sample Type	Field Changes[a]
SG-VI-0417	598130.27	1465114.80	749.91	4–6 9–11 14–16 17–19 19–21	Targeted Delineation	None
SG-VI-0418	598116.64	1465120.05	747.08	4–6 9–11 14–16 17–19 19–21	Targeted Delineation	None
SG-VI-0419	598113.48	1465139.76	746.74	19–21	Targeted	None
SG-VI-0420	598130.93	1465148.20	749.72	18–20	Targeted	None
SG-VI-0421	598033.64	1465304.65	746.64	12–14	Targeted	None
SG-VI-0422	597990.80	1465296.27	747.00	10–12	Targeted	None
SG-VI-0423	597980.46	1465299.07	747.20	3–5	Targeted	Location moved 5.7 ft NE to avoid buried utilities
SG-VI-0424	597982.25	1465302.20	747.15	11–13	Targeted	None
SG-VI-0425	597995.31	1465309.61	747.28	11–13	Targeted	None
SG-VI-0426	597989.56	1465321.96	747.34	11–13	Targeted	None
SG-VI-0427	597971.66	1465301.62	747.59	7–9	Targeted	Location moved 15.9 ft NE to avoid buried utilities
SG-VI-0428	597956.25	1465317.20	747.36	11–13	Targeted	None
SG-VI-0429	598098.85	1464993.51	744.38	4–6 9–11 14–16 19–21	Delineation	None
SG-VI-0430	598099.24	1465100.11	745.32	4–6 9–11 14–16 19–21	Delineation	None
SG-VI-0431	598098.84	1465151.77	746.20	4–6 9–11 14–16 19–21	Delineation	None

Table A-4. Soil-Gas Sampling Locations for Area 4 (continued)

Sample ID	Northing	Easting	Ground Elevation (ft AMSL)	Sampled Interval Depth (ft bgs)	Sample Type	Field Changes[a]
SG-VI-0432	598130.57	1465199.13	748.72	4–6 9–11 14–16 19–21	Delineation	None
SG-VI-0433	598180.05	1465300.32	755.88	4–6 9–11 14–16 19–21	Delineation	None
SG-VI-0434	598096.68	1465303.19	748.87	4–6 9–11	Delineation	None
SG-VI-0435	598031.02	1465245.88	746.95	4–6 9–11	Delineation	None
SG-VI-0436	598045.02	1465376.16	748.50	4–6 9–11 14–16 19–21	Delineation	None
SG-VI-0437	597939.18	1465269.06	746.41	4–6 9–11 14–16 19–21	Delineation	None
SG-VI-0438	598191.01	1464996.94	746.30	4–6 9–11 14–16	Delineation	None
SG-VI-0439	598209.38	1465101.17	750.51	4–6	Delineation	None
SG-VI-0440	598234.28	1465199.85	754.69	Not sampled[b]	Delineation	None

Notes:

[a] If sample was moved, original coordinates are published in the *Vapor Intrusion Assessment: Phase II Vapor Source Characterization Sampling and Analysis Plan for the Mound, Ohio, Site* (DOE 2023c).

[b] Sampler refusal at depth less than 5 ft bgs.

Abbreviations:

AMSL = above mean sea level
bgs = below ground surface
ft = feet

Table A-5. Soil-Gas Sampling Locations for Area 5

Sample ID	Northing	Easting	Ground Elevation (ft AMSL)	Sampled Interval Depth (ft bgs)	Sample Type	Field Changes[a]
SG-VI-0501	598382.19	1466197.06	872.09	4–6 9–11	Grid sample	Location moved 18.1 ft SSW to avoid inaccessible terrain
SG-VI-0502	598400.00	1466400.07	883.38	4–6[b]	Grid sample	None
SG-VI-0503	598408.99	1466589.04	882.46	4–6[b]	Grid sample	Location moved 14.2 ft NW to avoid buried utilities
SG-VI-0504	598199.91	1466199.98	873.14	4–6[b]	Grid sample	None
SG-VI-0505	598199.95	1466400.04	884.04	4–6[b]	Grid sample	None
SG-VI-0506	597999.97	1466199.99	877.66	4–6[b] 6–8	Grid sample Delineation	None
SG-VI-0507	597993.71	1466407.55	887.67	4–6 9–11	Grid sample	Location moved 9.9 ft SE to avoid inaccessible terrain
SG-VI-0508	597800.04	1466000.03	873.10	4–6 9–11	Grid sample	None
SG-VI-0509	597800.07	1466199.88	881.79	4–6[b]	Grid sample	None
SG-VI-0510	597787.91	1466355.73	887.64	4–6 9–11	Grid sample	Location moved 45.9 ft WSW to avoid a building and buried utilities
SG-VI-0511	597484.98	1465950.05	876.95	4–6 9–11	Grid sample	Location moved 189.1 ft SE to avoid inaccessible terrain
SG-VI-0512	597599.92	1465984.93	875.60	4–6 9–11	Grid sample	Location moved 15.1 ft W to avoid buried utilities
SG-VI-0513	597599.97	1466199.99	881.39	4–6[b]	Grid sample	None
SG-VI-0514	597595.78	1466437.76	892.43	4–6[b]	Grid sample	Location moved 38.0 ft ESE to avoid buried utilities
SG-VI-0515	597401.73	1465979.08	883.55	4–6[b]	Grid sample	Location moved 21.0 ft W to avoid buried utilities
SG-VI-0516	597440.00	1466200.02	886.91	4–6[c]	Grid sample	Location moved 40.0 ft N to avoid a building and buried utilities
SG-VI-0517	597400.05	1466400.06	891.01	4–6[b]	Grid sample	None
SG-VI-0518	597203.84	1465960.24	894.05	4–6[b]	Grid sample	Location moved 40.0 ft W to avoid buried utilities
SG-VI-0519	597000.02	1465800.13	890.31	4–6[b]	Grid sample	None
SG-VI-0520	596999.92	1466000.01	892.07	4–6[b]	Grid sample	None
SG-VI-0521	596800.01	1466000.05	877.47	4–6[b]	Grid sample	None

Table A-5. Soil-Gas Sampling Locations for Area 5 (continued)

Sample ID	Northing	Easting	Ground Elevation (ft AMSL)	Sampled Interval Depth (ft bgs)	Sample Type	Field Changes[a]
SG-VI-0522	598168.08	1466430.35	884.68	3–5	Targeted	None
SG-VI-0523	597808.81	1465918.18	863.47	28–30	Targeted	Location moved 60.0 ft E to avoid inaccessible terrain
SG-VI-0524	597735.56	1465999.12	874.09	14–16	Targeted	None
SG-VI-0525	597483.27	1466055.17	883.49	3–5	Targeted	Location moved 10.1 ft E to avoid buried utilities
SG-VI-0526	597357.05	1465929.12	884.77	5–7	Targeted	Location moved 15.0 ft W to avoid buried utilities
SG-VI-0527	596996.69	1465930.71	891.24	4–6 6–8	Targeted Delineation	Location moved 9.9 ft S to avoid buried utilities

Notes:

[a] If sample was moved, original coordinates are published the *Vapor Intrusion Assessment: Phase II Vapor Source Characterization Sampling and Analysis Plan for the Mound, Ohio, Site* (DOE 2023c).

[b] Planned 9–11 ft interval not collected due to sampler refusal at a depth less than 9 ft bgs.

[c] Sampler refusal at depth less than 5 ft bgs.

Abbreviations:

AMSL = above mean sea level
bgs = below ground surface
ft = feet

Table A-6. Soil-Gas Sampling Locations for Area 7

Sample ID	Northing	Easting	Ground Elevation (ft AMSL)	Sampled Interval Depth (ft bgs)	Sample Type	Field Changes[a]
SG-VI-0701	597400	1465200	No survey	Not sampled[b]	Grid sample	None
SG-VI-0702	597199.95	1465200.08	885.39	4–6 9–11 12–14	Grid sample Delineation	None
SG-VI-0703	597199.99	1465399.95	889.17	4–6[c] 6–8	Grid sample Delineation	None
SG-VI-0704	597199.91	1465584.96	888.54	4–6[b]	Grid sample	Location moved 15.0 ft W to avoid inaccessible terrain
SG-VI-0705	596999.99	1465230.04	876.30	4–6 9–11	Grid sample	Location moved 30.0 ft E to avoid inaccessible terrain
SG-VI-0706	597000.08	1465400.07	883.60	4–6 9–11	Grid sample	None
SG-VI-0707	597079.78	1465558.28	888.38	6–8	Targeted	None
SG-VI-0708	597247.29	1465144.58	881.56	4–6 9–11	Delineation	None
SG-VI-0709	597269.95	1465201.00	881.28	4–6 9–11	Delineation	None
SG-VI-0710	597300.61	1465298.18	881.43	4–6 9–11	Delineation	None
SG-VI-0711	597200.28	1465100.38	882.07	4–6 9–11 14–16	Delineation	None
SG-VI-0712	597200.73	1465301.73	887.66	4–6 8–10	Delineation	None
SG-VI-0713	597134.16	1465140.52	883.55	4–6 9–11 14–16	Delineation	None
SG-VI-0714	597096.23	1465199.44	883.51	4–6 9–11 14–16	Delineation	None
SG-VI-0715	597099.00	1465299.95	885.05	4–6 7–9	Delineation	None
SG-VI-0716	597105.88	1465404.89	885.80	4–6 7–9	Delineation	None

Table A-6. Soil-Gas Sampling Locations for Area 7 (continued)

Sample ID	Northing	Easting	Ground Elevation (ft AMSL)	Sampled Interval Depth (ft bgs)	Sample Type	Field Changes[a]
SG-VI-0717	597101.00	1465499.17	886.38	4–6	Delineation	None
SG-VI-0718	596909.53	1465252.74	867.93	4–6 9–11	Delineation	None
SG-VI-0719	596998.31	1465298.74	880.89	4–6 9–11 12–14	Delineation	None
SG-VI-0720	596999.99	1465500.23	885.03	4–6 6–8	Delineation	None
SG-VI-0721	596899.20	1465299.95	871.82	4–6 9–11 12–14	Delineation	None
SG-VI-0722	596900.64	1465398.55	876.14	4–6 9–11 12–14	Delineation	None
SG-VI-0723	596901.60	1465501.36	880.50	4–6 9–11	Delineation	None
SG-VI-0724	596989.39	1465451.86	883.85	4–6 8–10	Delineation	None
SG-VI-0725	596950.21	1465501.59	883.68	4–6	Delineation	None
SG-VI-0726	597000.01	1465601.29	888.05	4–6	Delineation	None

Notes:

[a] If sample was moved, original coordinates are published in the *Vapor Intrusion Assessment: Phase II Vapor Source Characterization Sampling and Analysis Plan for the Mound, Ohio, Site* (DOE 2023c).

[b] Sampler refusal at depth less than 5 ft bgs.

[c] Planned 9–11 ft interval not collected due to sampler refusal at a depth less than 9 ft bgs.

Abbreviations:

AMSL = above mean sea level
bgs = below ground surface
ft = feet

Table A-7. Soil-Gas Sampling Locations for Area 10

Sample ID	Northing	Easting	Ground Elevation (ft AMSL)	Sampled Interval Depth (ft bgs)	Sample Type	Field Changes[a]
SG-VI-1001	597920.32	1465074.10	744.17	4–6 9–11 19–21	Delineation	None
SG-VI-1002	597835.97	1465025.18	746.45	4–6 9–11 19–21	Delineation	None
SG-VI-1003	597841.79	1465104.28	746.54	4–6 9–11 19–21	Delineation	None
SG-VI-1004	597837.34	1465186.09	745.70	4–6 9–11 19–21	Delineation	None
SG-VI-1005	597786.40	1465226.42	746.00	4–6 9–11 19–21	Delineation	None
SG-VI-1006	597872.21	1465219.01	746.10	4–6 9–11 19–21	Delineation	None

Note:
[a] If sample was moved, original coordinates are published in the *Vapor Intrusion Assessment: Phase II Vapor Source Characterization Sampling and Analysis Plan for the Mound, Ohio, Site* (DOE 2023c).

Abbreviations:
AMSL = above mean sea level
bgs = below ground surface
ft = feet

Appendix B

Soil-Gas Sampling Results

Table B-1. Area 1 Soil-Gas Results

Sample ID	Sample Date	Analyte	Result (μg/m³)	Validation Qualifier	Laboratory Qualifiers	Method Detection Limit (μg/m³)	Reporting Detection Limit (μg/m³)	Sample Type
SG-VI-0102-4-6	8/3/2023	1,1,1-Trichloroethane	< 2.9	U	J	1.1	5.9	F
SG-VI-0102-4-6	10/10/2023	1,1,1-Trichloroethane	1.8		J	0.3	1.9	F
SG-VI-0102-4-6	8/3/2023	1,2-Dichloroethane	< 1		U	1	4.4	F
SG-VI-0102-4-6	10/10/2023	1,2-Dichloroethane	< 0.32		U	0.32	1.4	F
SG-VI-0102-4-6	8/3/2023	2-Butanone	56			1.6	16	F
SG-VI-0102-4-6	10/10/2023	2-Butanone	52			0.4	5.3	F
SG-VI-0102-4-6	8/3/2023	2-Hexanone	< 5		U	5	22	F
SG-VI-0102-4-6	10/10/2023	2-Hexanone	< 0.67		U	0.67	7.3	F
SG-VI-0102-4-6	8/3/2023	Benzene	110	J		0.51	3.4	F
SG-VI-0102-4-6	10/10/2023	Benzene	150			0.093	1.1	F
SG-VI-0102-4-6	8/3/2023	Carbon tetrachloride	< 1.4		U	1.4	6.8	F
SG-VI-0102-4-6	10/10/2023	Carbon tetrachloride	< 0.43		U	0.43	2.2	F
SG-VI-0102-4-6	8/3/2023	Chloroform	< 1.1		U	1.1	5.3	F
SG-VI-0102-4-6	10/10/2023	Chloroform	< 0.3		U	0.3	1.7	F
SG-VI-0102-4-6	8/3/2023	Ethylbenzene	46			1.1	4.7	F
SG-VI-0102-4-6	10/10/2023	Ethylbenzene	69			0.098	1.6	F
SG-VI-0102-4-6	8/3/2023	m,p-Xylene	34			2	4.7	F
SG-VI-0102-4-6	10/10/2023	m,p-Xylene	69			0.16	1.6	F
SG-VI-0102-4-6	8/3/2023	Naphthalene	< 3.4		U	3.4	11	F
SG-VI-0102-4-6	10/10/2023	Naphthalene	1.8		J	0.17	3.7	F
SG-VI-0102-4-6	8/3/2023	o-Xylene	14			1.4	4.7	F
SG-VI-0102-4-6	10/10/2023	o-Xylene	30			0.19	1.6	F
SG-VI-0102-4-6	8/3/2023	Tetrachloroethene	< 1.8		U	1.8	7.3	F
SG-VI-0102-4-6	10/10/2023	Tetrachloroethene	< 1.3	U	J	0.31	2.4	F
SG-VI-0102-4-6	8/3/2023	Toluene	140	J		0.71	4.1	F
SG-VI-0102-4-6	10/10/2023	Toluene	210			0.21	1.3	F
SG-VI-0102-4-6	8/3/2023	Trichloroethene	< 0.68		U	0.68	5.8	F
SG-VI-0102-4-6	10/10/2023	Trichloroethene	< 0.31		U	0.31	1.9	F

Table B-1. Area 1 Soil-Gas Results (continued)

Sample ID	Sample Date	Analyte	Result (μg/m³)	Validation Qualifier	Laboratory Qualifiers	Method Detection Limit (μg/m³)	Reporting Detection Limit (μg/m³)	Sample Type
SG-VI-0102-4-6	8/3/2023	Vinyl chloride	< 0.65		U	0.65	2.8	F
SG-VI-0102-4-6	10/10/2023	Vinyl chloride	< 0.13		U	0.13	0.91	F
SG-VI-0103-4-6	8/8/2023	1,1,1-Trichloroethane	< 0.77		U	0.77	4.9	F
SG-VI-0103-4-6	10/23/2023	1,1,1-Trichloroethane	< 0.44		U	0.44	2.5	F
SG-VI-0103-4-6	8/8/2023	1,2-Dichloroethane	< 0.81		U	0.81	3.6	F
SG-VI-0103-4-6	10/23/2023	1,2-Dichloroethane	< 0.36		U	0.36	1.9	F
SG-VI-0103-4-6	8/8/2023	2-Butanone	39			1	13	F
SG-VI-0103-4-6	10/23/2023	2-Butanone	31			0.63	6.8	F
SG-VI-0103-4-6	8/8/2023	2-Hexanone	4.4		J	1.7	18	F
SG-VI-0103-4-6	10/23/2023	2-Hexanone	4.1	J	J	1.4	9.4	F
SG-VI-0103-4-6	8/8/2023	Benzene	120			0.23	2.9	F
SG-VI-0103-4-6	10/23/2023	Benzene	110			0.19	1.5	F
SG-VI-0103-4-6	8/8/2023	Carbon tetrachloride	< 1.1		U	1.1	5.7	F
SG-VI-0103-4-6	10/23/2023	Carbon tetrachloride	< 0.62		U	0.62	2.9	F
SG-VI-0103-4-6	8/8/2023	Chloroform	< 0.77		U	0.77	4.4	F
SG-VI-0103-4-6	10/23/2023	Chloroform	< 0.4		U	0.4	2.2	F
SG-VI-0103-4-6	8/8/2023	Ethylbenzene	110			0.25	3.9	F
SG-VI-0103-4-6	10/23/2023	Ethylbenzene	73			0.42	2	F
SG-VI-0103-4-6	8/8/2023	m,p-Xylene	100			0.41	3.9	F
SG-VI-0103-4-6	10/23/2023	m,p-Xylene	64			0.19	2	F
SG-VI-0103-4-6	8/8/2023	Naphthalene	9		J	0.42	9.4	F
SG-VI-0103-4-6	10/23/2023	Naphthalene	4.5		J	0.41	4.8	F
SG-VI-0103-4-6	8/8/2023	o-Xylene	44			0.49	3.9	F
SG-VI-0103-4-6	10/23/2023	o-Xylene	27			0.33	2	F
SG-VI-0103-4-6	8/8/2023	Tetrachloroethene	52			0.79	6.1	F
SG-VI-0103-4-6	10/23/2023	Tetrachloroethene	< 10	U		0.19	3.1	F
SG-VI-0103-4-6	8/8/2023	Toluene	230			0.54	3.4	F
SG-VI-0103-4-6	10/23/2023	Toluene	200			0.25	1.7	F

Table B-1. Area 1 Soil-Gas Results (continued)

Sample ID	Sample Date	Analyte	Result (μg/m³)	Validation Qualifier	Laboratory Qualifiers	Method Detection Limit (μg/m³)	Reporting Detection Limit (μg/m³)	Sample Type
SG-VI-0103-4-6	8/8/2023	Trichloroethene	13	J		0.77	4.8	F
SG-VI-0103-4-6	10/23/2023	Trichloroethene	22	J		0.71	2.5	F
SG-VI-0103-4-6	8/8/2023	Vinyl chloride	< 0.32		U	0.32	2.3	F
SG-VI-0103-4-6	10/23/2023	Vinyl chloride	< 0.14		U	0.14	1.2	F
SG-VI-0103-9-11	8/8/2023	1,1,1-Trichloroethane	< 10		U	10	55	F
SG-VI-0103-9-11	10/23/2023	1,1,1-Trichloroethane	< 0.2		U	0.2	1.1	F
SG-VI-0103-9-11	8/8/2023	1,2-Dichloroethane	< 9.4		U	9.4	41	F
SG-VI-0103-9-11	10/23/2023	1,2-Dichloroethane	< 0.16		U	0.16	0.84	F
SG-VI-0103-9-11	8/8/2023	2-Butanone	72	J	J	14	120	F
SG-VI-0103-9-11	10/23/2023	2-Butanone	15			0.29	3.1	F
SG-VI-0103-9-11	8/8/2023	2-Hexanone	< 59		U	59	160	F
SG-VI-0103-9-11	10/23/2023	2-Hexanone	1.2	J	J	0.65	4.3	F
SG-VI-0103-9-11	8/8/2023	Benzene	210			7.1	32	F
SG-VI-0103-9-11	10/23/2023	Benzene	8.5	J		0.085	0.66	F
SG-VI-0103-9-11	8/8/2023	Carbon tetrachloride	< 12		U	12	64	F
SG-VI-0103-9-11	10/23/2023	Carbon tetrachloride	< 0.38	U	J	0.28	1.3	F
SG-VI-0103-9-11	8/8/2023	Chloroform	< 7.6		U	7.6	49	F
SG-VI-0103-9-11	10/23/2023	Chloroform	< 0.18		U	0.18	1	F
SG-VI-0103-9-11	8/8/2023	Ethylbenzene	110			9.8	44	F
SG-VI-0103-9-11	10/23/2023	Ethylbenzene	3.6			0.19	0.9	F
SG-VI-0103-9-11	8/8/2023	m,p-Xylene	100			15	88	F
SG-VI-0103-9-11	10/23/2023	m,p-Xylene	5.9			0.088	0.9	F
SG-VI-0103-9-11	8/8/2023	Naphthalene	< 13		U	13	100	F
SG-VI-0103-9-11	10/23/2023	Naphthalene	0.61	J	J	0.18	2.2	F
SG-VI-0103-9-11	8/8/2023	o-Xylene	40		J	8.1	44	F
SG-VI-0103-9-11	10/23/2023	o-Xylene	3			0.15	0.9	F
SG-VI-0103-9-11	8/8/2023	Tetrachloroethene	< 13		U	13	68	F
SG-VI-0103-9-11	10/23/2023	Tetrachloroethene	< 0.24	U	J	0.086	1.4	F

Table B-1. Area 1 Soil-Gas Results (continued)

Sample ID	Sample Date	Analyte	Result (µg/m³)	Validation Qualifier	Laboratory Qualifiers	Method Detection Limit (µg/m³)	Reporting Detection Limit (µg/m³)	Sample Type
SG-VI-0103-9-11	8/8/2023	Toluene	400			9.8	76	F
SG-VI-0103-9-11	10/23/2023	Toluene	54			0.11	0.78	F
SG-VI-0103-9-11	8/8/2023	Trichloroethene	220			12	54	F
SG-VI-0103-9-11	10/23/2023	Trichloroethene	6.6	J		0.32	1.1	F
SG-VI-0103-9-11	8/8/2023	Vinyl chloride	< 6.1		U	6.1	26	F
SG-VI-0103-9-11	10/23/2023	Vinyl chloride	< 0.062		U	0.062	0.53	F
SG-VI-0104-4-6	8/9/2023	1,1,1-Trichloroethane	< 2.8		U	2.8	15	F
SG-VI-0104-4-6	10/11/2023	1,1,1-Trichloroethane	< 0.18		U	0.18	1.2	F
SG-VI-0104-4-6	8/9/2023	1,2-Dichloroethane	< 2.5		U	2.5	11	F
SG-VI-0104-4-6	10/11/2023	1,2-Dichloroethane	< 0.19		U	0.19	0.86	F
SG-VI-0104-4-6	8/9/2023	2-Butanone	56			3.9	32	F
SG-VI-0104-4-6	10/11/2023	2-Butanone	62			0.23	3.1	F
SG-VI-0104-4-6	8/9/2023	2-Hexanone	< 16		U	16	45	F
SG-VI-0104-4-6	10/11/2023	2-Hexanone	< 0.4		U	0.4	4.3	F
SG-VI-0104-4-6	8/9/2023	Benzene	140			1.9	8.8	F
SG-VI-0104-4-6	10/11/2023	Benzene	130			0.055	0.68	F
SG-VI-0104-4-6	8/9/2023	Carbon tetrachloride	< 3.2		U	3.2	17	F
SG-VI-0104-4-6	10/11/2023	Carbon tetrachloride	< 0.25		U	0.25	1.3	F
SG-VI-0104-4-6	8/9/2023	Chloroform	< 2.1		U	2.1	13	F
SG-VI-0104-4-6	10/11/2023	Chloroform	< 0.18		U	0.18	1	F
SG-VI-0104-4-6	8/9/2023	Ethylbenzene	75			2.6	12	F
SG-VI-0104-4-6	10/11/2023	Ethylbenzene	59			0.058	0.92	F
SG-VI-0104-4-6	8/9/2023	m,p-Xylene	84			4.2	24	F
SG-VI-0104-4-6	10/11/2023	m,p-Xylene	56			0.097	0.92	F
SG-VI-0104-4-6	8/9/2023	Naphthalene	6.5	J	J	3.5	29	F
SG-VI-0104-4-6	10/11/2023	Naphthalene	2.3			0.1	2.2	F
SG-VI-0104-4-6	8/9/2023	o-Xylene	31			2.2	12	F
SG-VI-0104-4-6	10/11/2023	o-Xylene	24			0.11	0.92	F

Table B-1. Area 1 Soil-Gas Results (continued)

Sample ID	Sample Date	Analyte	Result (µg/m³)	Validation Qualifier	Laboratory Qualifiers	Method Detection Limit (µg/m³)	Reporting Detection Limit (µg/m³)	Sample Type
SG-VI-0104-4-6	8/9/2023	Tetrachloroethene	< 3.5		U	3.5	18	F
SG-VI-0104-4-6	10/11/2023	Tetrachloroethene	< 0.89	U	J	0.18	1.4	F
SG-VI-0104-4-6	8/9/2023	Toluene	250			2.7	21	F
SG-VI-0104-4-6	10/11/2023	Toluene	180			0.13	0.8	F
SG-VI-0104-4-6	8/9/2023	Trichloroethene	260			3.2	15	F
SG-VI-0104-4-6	10/11/2023	Trichloroethene	69			0.18	1.1	F
SG-VI-0104-4-6	8/9/2023	Vinyl chloride	< 1.7		U	1.7	7	F
SG-VI-0104-4-6	10/11/2023	Vinyl chloride	2.1	J		0.076	0.54	F
SG-VI-0105-4-6	8/3/2023	1,1,1-Trichloroethane	< 3.6	U	J	2.3	12	F
SG-VI-0105-4-6	10/10/2023	1,1,1-Trichloroethane	< 0.27		U	0.27	1.7	F
SG-VI-0105-4-6	10/10/2023	1,1,1-Trichloroethane	< 0.16		U	0.16	0.99	D
SG-VI-0105-4-6	8/3/2023	1,2-Dichloroethane	< 2.1		U	2.1	8.7	F
SG-VI-0105-4-6	10/10/2023	1,2-Dichloroethane	< 0.28		U	0.28	1.3	F
SG-VI-0105-4-6	10/10/2023	1,2-Dichloroethane	< 0.16		U	0.16	0.74	D
SG-VI-0105-4-6	8/3/2023	2-Butanone	55			3.2	32	F
SG-VI-0105-4-6	10/10/2023	2-Butanone	44			0.34	4.6	F
SG-VI-0105-4-6	10/10/2023	2-Butanone	44			0.2	2.7	D
SG-VI-0105-4-6	8/3/2023	2-Hexanone	< 9.9		U	9.9	44	F
SG-VI-0105-4-6	10/10/2023	2-Hexanone	< 0.59	J	U	0.59	6.4	F
SG-VI-0105-4-6	10/10/2023	2-Hexanone	5.1	J		0.34	3.7	D
SG-VI-0105-4-6	8/3/2023	Benzene	200			1	6.9	F
SG-VI-0105-4-6	10/10/2023	Benzene	38	J		0.081	1	F
SG-VI-0105-4-6	10/10/2023	Benzene	28	J		0.047	0.58	D
SG-VI-0105-4-6	8/3/2023	Carbon tetrachloride	< 2.8		U	2.8	14	F
SG-VI-0105-4-6	10/10/2023	Carbon tetrachloride	< 0.43	U	J	0.37	2	F
SG-VI-0105-4-6	10/10/2023	Carbon tetrachloride	< 0.38	U	J	0.22	1.1	D
SG-VI-0105-4-6	8/3/2023	Chloroform	< 2.3		U	2.3	10	F
SG-VI-0105-4-6	10/10/2023	Chloroform	< 0.27		U	0.27	1.5	F

Table B-1. Area 1 Soil-Gas Results (continued)

Sample ID	Sample Date	Analyte	Result (µg/m³)	Validation Qualifier	Laboratory Qualifiers	Method Detection Limit (µg/m³)	Reporting Detection Limit (µg/m³)	Sample Type
SG-VI-0105-4-6	10/10/2023	Chloroform	< 0.16		U	0.16	0.89	D
SG-VI-0105-4-6	8/3/2023	Ethylbenzene	270			2.1	9.3	F
SG-VI-0105-4-6	10/10/2023	Ethylbenzene	72	J		0.086	1.4	F
SG-VI-0105-4-6	10/10/2023	Ethylbenzene	58	J		0.05	0.79	D
SG-VI-0105-4-6	8/3/2023	m,p-Xylene	340			4	9.3	F
SG-VI-0105-4-6	10/10/2023	m,p-Xylene	85	J		0.14	1.4	F
SG-VI-0105-4-6	10/10/2023	m,p-Xylene	69	J		0.083	0.79	D
SG-VI-0105-4-6	8/3/2023	Naphthalene	11	J	J	6.8	22	F
SG-VI-0105-4-6	10/10/2023	Naphthalene	6.4			0.15	3.3	F
SG-VI-0105-4-6	10/10/2023	Naphthalene	5.9			0.086	1.9	D
SG-VI-0105-4-6	8/3/2023	o-Xylene	150			2.9	9.3	F
SG-VI-0105-4-6	10/10/2023	o-Xylene	42	J		0.17	1.4	F
SG-VI-0105-4-6	10/10/2023	o-Xylene	34	J		0.099	0.79	D
SG-VI-0105-4-6	8/3/2023	Tetrachloroethene	4000			3.5	14	F
SG-VI-0105-4-6	10/10/2023	Tetrachloroethene	270	J		0.27	2.1	F
SG-VI-0105-4-6	10/10/2023	Tetrachloroethene	160	J		0.16	1.2	D
SG-VI-0105-4-6	8/3/2023	Toluene	660			1.4	8.1	F
SG-VI-0105-4-6	10/10/2023	Toluene	140	J		0.19	1.2	F
SG-VI-0105-4-6	10/10/2023	Toluene	110	J		0.11	0.68	D
SG-VI-0105-4-6	8/3/2023	Trichloroethene	71			1.4	12	F
SG-VI-0105-4-6	10/10/2023	Trichloroethene	3.5	J		0.27	1.7	F
SG-VI-0105-4-6	10/10/2023	Trichloroethene	< 1.5	JU		0.16	0.98	D
SG-VI-0105-4-6	8/3/2023	Vinyl chloride	< 1.3		U	1.3	5.5	F
SG-VI-0105-4-6	10/10/2023	Vinyl chloride	< 0.11		U	0.11	0.8	F
SG-VI-0105-4-6	10/10/2023	Vinyl chloride	< 0.065		U	0.065	0.46	D
SG-VI-0107-4-6	8/2/2023	1,1,1-Trichloroethane	< 0.22		U	0.22	1.1	F
SG-VI-0107-4-6	10/11/2023	1,1,1-Trichloroethane	< 0.19		U	0.19	1.2	F
SG-VI-0107-4-6	8/2/2023	1,2-Dichloroethane	< 0.2		U	0.2	0.83	F

Table B-1. Area 1 Soil-Gas Results (continued)

Sample ID	Sample Date	Analyte	Result (μg/m³)	Validation Qualifier	Laboratory Qualifiers	Method Detection Limit (μg/m³)	Reporting Detection Limit (μg/m³)	Sample Type
SG-VI-0107-4-6	10/11/2023	1,2-Dichloroethane	< 0.2		U	0.2	0.9	F
SG-VI-0107-4-6	8/2/2023	2-Butanone	15			0.3	3	F
SG-VI-0107-4-6	10/11/2023	2-Butanone	8.6			0.24	3.3	F
SG-VI-0107-4-6	8/2/2023	2-Hexanone	1.2		J	0.95	4.2	F
SG-VI-0107-4-6	10/11/2023	2-Hexanone	< 0.42		U	0.42	4.5	F
SG-VI-0107-4-6	8/2/2023	Benzene	60			0.097	0.66	F
SG-VI-0107-4-6	10/11/2023	Benzene	22			0.058	0.71	F
SG-VI-0107-4-6	8/2/2023	Carbon tetrachloride	< 0.27		U	0.27	1.3	F
SG-VI-0107-4-6	10/11/2023	Carbon tetrachloride	< 0.27		U	0.27	1.4	F
SG-VI-0107-4-6	8/2/2023	Chloroform	< 0.22		U	0.22	1	F
SG-VI-0107-4-6	10/11/2023	Chloroform	7.6	J		0.19	1.1	F
SG-VI-0107-4-6	8/2/2023	Ethylbenzene	52			0.2	0.89	F
SG-VI-0107-4-6	10/11/2023	Ethylbenzene	27			0.061	0.96	F
SG-VI-0107-4-6	8/2/2023	m,p-Xylene	62			0.38	0.89	F
SG-VI-0107-4-6	10/11/2023	m,p-Xylene	32			0.1	0.96	F
SG-VI-0107-4-6	8/2/2023	Naphthalene	1.4	J	J	0.65	2.2	F
SG-VI-0107-4-6	10/11/2023	Naphthalene	1.1		J	0.1	2.3	F
SG-VI-0107-4-6	8/2/2023	o-Xylene	30			0.28	0.89	F
SG-VI-0107-4-6	10/11/2023	o-Xylene	15			0.12	0.96	F
SG-VI-0107-4-6	8/2/2023	Tetrachloroethene	28			0.34	1.4	F
SG-VI-0107-4-6	10/11/2023	Tetrachloroethene	32			0.19	1.5	F
SG-VI-0107-4-6	8/2/2023	Toluene	120			0.14	0.78	F
SG-VI-0107-4-6	10/11/2023	Toluene	61			0.13	0.84	F
SG-VI-0107-4-6	8/2/2023	Trichloroethene	< 0.13		U	0.13	1.1	F
SG-VI-0107-4-6	10/11/2023	Trichloroethene	< 0.31	U	J	0.19	1.2	F
SG-VI-0107-4-6	8/2/2023	Vinyl chloride	< 0.12		U	0.12	0.53	F
SG-VI-0107-4-6	10/11/2023	Vinyl chloride	< 0.079		U	0.079	0.57	F
SG-VI-0107-9-11	8/2/2023	1,1,1-Trichloroethane	< 0.21		U	0.21	1.1	F

Table B-1. Area 1 Soil-Gas Results (continued)

Sample ID	Sample Date	Analyte	Result (µg/m³)	Validation Qualifier	Laboratory Qualifiers	Method Detection Limit (µg/m³)	Reporting Detection Limit (µg/m³)	Sample Type
SG-VI-0107-9-11	8/2/2023	1,2-Dichloroethane	< 0.19		U	0.19	0.8	F
SG-VI-0107-9-11	8/2/2023	2-Butanone	8.2			0.29	2.9	F
SG-VI-0107-9-11	8/2/2023	2-Hexanone	< 0.91		U	0.91	4	F
SG-VI-0107-9-11	8/2/2023	Benzene	21			0.093	0.63	F
SG-VI-0107-9-11	8/2/2023	Carbon tetrachloride	< 0.26		U	0.26	1.2	F
SG-VI-0107-9-11	8/2/2023	Chloroform	< 0.21		U	0.21	0.97	F
SG-VI-0107-9-11	8/2/2023	Ethylbenzene	13			0.2	0.86	F
SG-VI-0107-9-11	8/2/2023	m,p-Xylene	12			0.37	0.86	F
SG-VI-0107-9-11	8/2/2023	Naphthalene	< 0.62		U	0.62	2.1	F
SG-VI-0107-9-11	8/2/2023	o-Xylene	5			0.26	0.86	F
SG-VI-0107-9-11	8/2/2023	Tetrachloroethene	29			0.32	1.3	F
SG-VI-0107-9-11	8/2/2023	Toluene	34			0.13	0.75	F
SG-VI-0107-9-11	8/2/2023	Trichloroethene	< 0.12		U	0.12	1.1	F
SG-VI-0107-9-11	8/2/2023	Vinyl chloride	< 0.12		U	0.12	0.51	F
SG-VI-0108-4-6	8/9/2023	1,1,1-Trichloroethane	< 0.23		U	0.23	1.5	F
SG-VI-0108-4-6	8/9/2023	1,2-Dichloroethane	< 0.24		U	0.24	1.1	F
SG-VI-0108-4-6	8/9/2023	2-Butanone	16			0.3	4	F
SG-VI-0108-4-6	8/9/2023	2-Hexanone	2.1		J	0.51	5.5	F
SG-VI-0108-4-6	8/9/2023	Benzene	20			0.07	0.86	F
SG-VI-0108-4-6	8/9/2023	Carbon tetrachloride	< 0.32		U	0.32	1.7	F
SG-VI-0108-4-6	8/9/2023	Chloroform	< 0.23		U	0.23	1.3	F
SG-VI-0108-4-6	8/9/2023	Ethylbenzene	19			0.074	1.2	F
SG-VI-0108-4-6	8/9/2023	m,p-Xylene	23			0.12	1.2	F
SG-VI-0108-4-6	8/9/2023	Naphthalene	1.7		J	0.13	2.8	F
SG-VI-0108-4-6	8/9/2023	o-Xylene	10			0.14	1.2	F
SG-VI-0108-4-6	8/9/2023	Tetrachloroethene	1.2		J	0.24	1.8	F
SG-VI-0108-4-6	8/9/2023	Toluene	44			0.16	1	F
SG-VI-0108-4-6	8/9/2023	Trichloroethene	< 0.23		U	0.23	1.4	F

Table B-1. Area 1 Soil-Gas Results (continued)

Sample ID	Sample Date	Analyte	Result (µg/m³)	Validation Qualifier	Laboratory Qualifiers	Method Detection Limit (µg/m³)	Reporting Detection Limit (µg/m³)	Sample Type
SG-VI-0108-4-6	8/9/2023	Vinyl chloride	< 0.096		U	0.096	0.69	F
SG-VI-0108-9-11	8/9/2023	1,1,1-Trichloroethane	0.6	J	J	0.23	1.5	F
SG-VI-0108-9-11	10/11/2023	1,1,1-Trichloroethane	< 0.29		U	0.29	1.9	F
SG-VI-0108-9-11	8/9/2023	1,2-Dichloroethane	< 0.24		U	0.24	1.1	F
SG-VI-0108-9-11	10/11/2023	1,2-Dichloroethane	< 0.31		U	0.31	1.4	F
SG-VI-0108-9-11	8/9/2023	2-Butanone	33			0.3	4	F
SG-VI-0108-9-11	10/11/2023	2-Butanone	42			0.38	5	F
SG-VI-0108-9-11	8/9/2023	2-Hexanone	4.2		J	0.51	5.5	F
SG-VI-0108-9-11	10/11/2023	2-Hexanone	< 0.64		U	0.64	7	F
SG-VI-0108-9-11	8/9/2023	Benzene	75			0.07	0.86	F
SG-VI-0108-9-11	10/11/2023	Benzene	120			0.089	1.1	F
SG-VI-0108-9-11	8/9/2023	Carbon tetrachloride	< 0.32		U	0.32	1.7	F
SG-VI-0108-9-11	10/11/2023	Carbon tetrachloride	< 0.41		U	0.41	2.2	F
SG-VI-0108-9-11	8/9/2023	Chloroform	< 0.23		U	0.23	1.3	F
SG-VI-0108-9-11	10/11/2023	Chloroform	< 0.29		U	0.29	1.7	F
SG-VI-0108-9-11	8/9/2023	Ethylbenzene	47			0.074	1.2	F
SG-VI-0108-9-11	10/11/2023	Ethylbenzene	68			0.094	1.5	F
SG-VI-0108-9-11	8/9/2023	m,p-Xylene	44			0.12	1.2	F
SG-VI-0108-9-11	10/11/2023	m,p-Xylene	65			0.16	1.5	F
SG-VI-0108-9-11	8/9/2023	Naphthalene	2		J	0.13	2.8	F
SG-VI-0108-9-11	10/11/2023	Naphthalene	1.4	J	J	0.16	3.6	F
SG-VI-0108-9-11	8/9/2023	o-Xylene	20			0.14	1.2	F
SG-VI-0108-9-11	10/11/2023	o-Xylene	29			0.18	1.5	F
SG-VI-0108-9-11	8/9/2023	Tetrachloroethene	6.1			0.24	1.8	F
SG-VI-0108-9-11	10/11/2023	Tetrachloroethene	< 4.6	U		0.3	2.3	F
SG-VI-0108-9-11	8/9/2023	Toluene	120			0.16	1	F
SG-VI-0108-9-11	10/11/2023	Toluene	190			0.2	1.3	F
SG-VI-0108-9-11	8/9/2023	Trichloroethene	6.1	J		0.23	1.4	F

Table B-1. Area 1 Soil-Gas Results (continued)

Sample ID	Sample Date	Analyte	Result (µg/m³)	Validation Qualifier	Laboratory Qualifiers	Method Detection Limit (µg/m³)	Reporting Detection Limit (µg/m³)	Sample Type
SG-VI-0108-9-11	10/11/2023	Trichloroethene	< 1.8	U		0.29	1.8	F
SG-VI-0108-9-11	8/9/2023	Vinyl chloride	< 0.096		U	0.096	0.69	F
SG-VI-0108-9-11	10/11/2023	Vinyl chloride	< 0.12		U	0.12	0.87	F
SG-VI-0109-4-6	8/8/2023	1,1,1-Trichloroethane	< 0.18		U	0.18	1.2	F
SG-VI-0109-4-6	8/8/2023	1,2-Dichloroethane	< 0.19		U	0.19	0.87	F
SG-VI-0109-4-6	8/8/2023	2-Butanone	0.98		J	0.24	3.2	F
SG-VI-0109-4-6	8/8/2023	2-Hexanone	0.57		J	0.4	4.4	F
SG-VI-0109-4-6	8/8/2023	Benzene	14			0.056	0.69	F
SG-VI-0109-4-6	8/8/2023	Carbon tetrachloride	< 0.26		U	0.26	1.4	F
SG-VI-0109-4-6	8/8/2023	Chloroform	< 0.18		U	0.18	1	F
SG-VI-0109-4-6	8/8/2023	Ethylbenzene	8.2			0.059	0.93	F
SG-VI-0109-4-6	8/8/2023	m,p-Xylene	10			0.098	0.93	F
SG-VI-0109-4-6	8/8/2023	Naphthalene	0.46	J	J	0.1	2.2	F
SG-VI-0109-4-6	8/8/2023	o-Xylene	4.3			0.12	0.93	F
SG-VI-0109-4-6	8/8/2023	Tetrachloroethene	0.76		J	0.19	1.4	F
SG-VI-0109-4-6	8/8/2023	Toluene	23			0.13	0.81	F
SG-VI-0109-4-6	8/8/2023	Trichloroethene	0.28	J	J	0.18	1.2	F
SG-VI-0109-4-6	8/8/2023	Vinyl chloride	< 0.077		U	0.077	0.55	F
SG-VI-0110-4-6	8/8/2023	1,1,1-Trichloroethane	3.4			0.19	1.2	F
SG-VI-0110-4-6	8/8/2023	1,1,1-Trichloroethane	3.5			0.19	1.2	D
SG-VI-0110-4-6	10/11/2023	1,1,1-Trichloroethane	2			0.18	1.1	F
SG-VI-0110-4-6	10/11/2023	1,1,1-Trichloroethane	1.9			0.17	1.1	D
SG-VI-0110-4-6	8/8/2023	1,2-Dichloroethane	< 0.2		U	0.2	0.91	F
SG-VI-0110-4-6	8/8/2023	1,2-Dichloroethane	< 0.2		U	0.2	0.89	D
SG-VI-0110-4-6	10/11/2023	1,2-Dichloroethane	< 0.18		U	0.18	0.84	F
SG-VI-0110-4-6	10/11/2023	1,2-Dichloroethane	< 0.18		U	0.18	0.82	D
SG-VI-0110-4-6	8/8/2023	2-Butanone	8.8			0.25	3.3	F
SG-VI-0110-4-6	8/8/2023	2-Butanone	10			0.24	3.2	D

Table B-1. Area 1 Soil-Gas Results (continued)

Sample ID	Sample Date	Analyte	Result (µg/m³)	Validation Qualifier	Laboratory Qualifiers	Method Detection Limit (µg/m³)	Reporting Detection Limit (µg/m³)	Sample Type
SG-VI-0110-4-6	10/11/2023	2-Butanone	3.7			0.23	3	F
SG-VI-0110-4-6	10/11/2023	2-Butanone	3.8			0.22	3	D
SG-VI-0110-4-6	8/8/2023	2-Hexanone	1.2		J	0.42	4.6	F
SG-VI-0110-4-6	8/8/2023	2-Hexanone	1.6		J	0.41	4.5	D
SG-VI-0110-4-6	10/11/2023	2-Hexanone	< 0.39		U	0.39	4.2	F
SG-VI-0110-4-6	10/11/2023	2-Hexanone	0.4	J	J	0.38	4.2	D
SG-VI-0110-4-6	8/8/2023	Benzene	10			0.058	0.72	F
SG-VI-0110-4-6	8/8/2023	Benzene	8.4			0.057	0.7	D
SG-VI-0110-4-6	10/11/2023	Benzene	8.5			0.054	0.66	F
SG-VI-0110-4-6	10/11/2023	Benzene	7.8			0.053	0.65	D
SG-VI-0110-4-6	8/8/2023	Carbon tetrachloride	< 0.27		U	0.27	1.4	F
SG-VI-0110-4-6	8/8/2023	Carbon tetrachloride	< 0.3	U	J	0.26	1.4	D
SG-VI-0110-4-6	10/11/2023	Carbon tetrachloride	< 0.25		U	0.25	1.3	F
SG-VI-0110-4-6	10/11/2023	Carbon tetrachloride	< 0.24		U	0.24	1.3	D
SG-VI-0110-4-6	8/8/2023	Chloroform	< 0.19		U	0.19	1.1	F
SG-VI-0110-4-6	8/8/2023	Chloroform	< 0.19		U	0.19	1.1	D
SG-VI-0110-4-6	10/11/2023	Chloroform	< 0.18		U	0.18	1	F
SG-VI-0110-4-6	10/11/2023	Chloroform	< 0.17		U	0.17	0.99	D
SG-VI-0110-4-6	8/8/2023	Ethylbenzene	7.4			0.062	0.97	F
SG-VI-0110-4-6	8/8/2023	Ethylbenzene	6.8			0.06	0.95	D
SG-VI-0110-4-6	10/11/2023	Ethylbenzene	5.5			0.057	0.9	F
SG-VI-0110-4-6	10/11/2023	Ethylbenzene	5.1			0.056	0.88	D
SG-VI-0110-4-6	8/8/2023	m,p-Xylene	7.8			0.1	0.97	F
SG-VI-0110-4-6	8/8/2023	m,p-Xylene	7.5			0.1	0.95	D
SG-VI-0110-4-6	10/11/2023	m,p-Xylene	6			0.095	0.9	F
SG-VI-0110-4-6	10/11/2023	m,p-Xylene	5.7			0.093	0.88	D
SG-VI-0110-4-6	8/8/2023	Naphthalene	0.37	J	J	0.1	2.3	F
SG-VI-0110-4-6	8/8/2023	Naphthalene	0.66	J	J	0.1	2.3	D

Table B-1. Area 1 Soil-Gas Results (continued)

Sample ID	Sample Date	Analyte	Result (µg/m³)	Validation Qualifier	Laboratory Qualifiers	Method Detection Limit (µg/m³)	Reporting Detection Limit (µg/m³)	Sample Type
SG-VI-0110-4-6	10/11/2023	Naphthalene	0.49		J	0.097	2.2	F
SG-VI-0110-4-6	10/11/2023	Naphthalene	0.46		J	0.096	2.1	D
SG-VI-0110-4-6	8/8/2023	o-Xylene	3.4			0.12	0.97	F
SG-VI-0110-4-6	8/8/2023	o-Xylene	3.3			0.12	0.95	D
SG-VI-0110-4-6	10/11/2023	o-Xylene	2.6			0.11	0.9	F
SG-VI-0110-4-6	10/11/2023	o-Xylene	2.3			0.11	0.88	D
SG-VI-0110-4-6	8/8/2023	Tetrachloroethene	74			0.2	1.5	F
SG-VI-0110-4-6	8/8/2023	Tetrachloroethene	72			0.19	1.5	D
SG-VI-0110-4-6	10/11/2023	Tetrachloroethene	30			0.18	1.4	F
SG-VI-0110-4-6	10/11/2023	Tetrachloroethene	29			0.18	1.4	D
SG-VI-0110-4-6	8/8/2023	Toluene	20			0.13	0.84	F
SG-VI-0110-4-6	8/8/2023	Toluene	17			0.13	0.82	D
SG-VI-0110-4-6	10/11/2023	Toluene	15			0.12	0.78	F
SG-VI-0110-4-6	10/11/2023	Toluene	14			0.12	0.76	D
SG-VI-0110-4-6	8/8/2023	Trichloroethene	24			0.19	1.2	F
SG-VI-0110-4-6	8/8/2023	Trichloroethene	25			0.19	1.2	D
SG-VI-0110-4-6	10/11/2023	Trichloroethene	9.8			0.18	1.1	F
SG-VI-0110-4-6	10/11/2023	Trichloroethene	8.7			0.17	1.1	D
SG-VI-0110-4-6	8/8/2023	Vinyl chloride	< 0.08		U	0.08	0.57	F
SG-VI-0110-4-6	8/8/2023	Vinyl chloride	< 0.078		U	0.078	0.56	D
SG-VI-0110-4-6	10/11/2023	Vinyl chloride	< 0.074		U	0.074	0.53	F
SG-VI-0110-4-6	10/11/2023	Vinyl chloride	< 0.072		U	0.072	0.52	D
SG-VI-0112-4-6	8/14/2023	1,1,1-Trichloroethane	< 2		U	2	12	F
SG-VI-0112-4-6	10/12/2023	1,1,1-Trichloroethane	< 1.7		U	1.7	11	F
SG-VI-0112-4-6	10/1/2024	1,1,1-Trichloroethane	< 2.4		U	2.4	11	F
SG-VI-0112-4-6	8/14/2023	1,2-Dichloroethane	< 2.2		U	2.2	8.6	F
SG-VI-0112-4-6	10/12/2023	1,2-Dichloroethane	< 1.8		U	1.8	8.2	F
SG-VI-0112-4-6	10/1/2024	1,2-Dichloroethane	< 1.5		U	1.5	7.9	F

Table B-1. Area 1 Soil-Gas Results (continued)

Sample ID	Sample Date	Analyte	Result (μg/m³)	Validation Qualifier	Laboratory Qualifiers	Method Detection Limit (μg/m³)	Reporting Detection Limit (μg/m³)	Sample Type
SG-VI-0112-4-6	8/14/2023	2-Butanone	< 5.4		U	5.4	31	F
SG-VI-0112-4-6	10/12/2023	2-Butanone	8.3		J	2.2	30	F
SG-VI-0112-4-6	10/1/2024	2-Butanone	6.1		J	5.0	29	F
SG-VI-0112-4-6	8/14/2023	2-Hexanone	< 8.3		U	8.3	44	F
SG-VI-0112-4-6	10/12/2023	2-Hexanone	< 3.8		U	3.8	41	F
SG-VI-0112-4-6	10/1/2024	2-Hexanone	< 2.3		U	2.3	40	F
SG-VI-0112-4-6	8/14/2023	Benzene	12			0.62	6.8	F
SG-VI-0112-4-6	10/12/2023	Benzene	12			0.52	6.4	F
SG-VI-0112-4-6	10/1/2024	Benzene	23		J	1.0	25	F
SG-VI-0112-4-6	8/14/2023	Carbon tetrachloride	< 2.3		U	2.3	13	F
SG-VI-0112-4-6	10/12/2023	Carbon tetrachloride	< 2.4		U	2.4	13	F
SG-VI-0112-4-6	10/1/2024	Carbon tetrachloride	< 3.2		U	3.2	12	F
SG-VI-0112-4-6	8/14/2023	Chloroform	< 1.1		U	1.1	10	F
SG-VI-0112-4-6	10/12/2023	Chloroform	< 1.7		U	1.7	9.9	F
SG-VI-0112-4-6	10/1/2024	Chloroform	< 1.9		U	1.9	9.6	F
SG-VI-0112-4-6	8/14/2023	Ethylbenzene	8.6		J	1.8	9.2	F
SG-VI-0112-4-6	10/12/2023	Ethylbenzene	7.8		J	0.56	8.8	F
SG-VI-0112-4-6	10/1/2024	Ethylbenzene	20			2.3	8.5	F
SG-VI-0112-4-6	8/14/2023	m,p-Xylene	11			1.9	9.2	F
SG-VI-0112-4-6	10/12/2023	m,p-Xylene	9.8			0.92	8.8	F
SG-VI-0112-4-6	10/1/2024	m,p-Xylene	24			1.6	8.5	F
SG-VI-0112-4-6	8/14/2023	Naphthalene	< 1.9		U	1.9	22	F
SG-VI-0112-4-6	10/12/2023	Naphthalene	< 0.95		U	0.95	21	F
SG-VI-0112-4-6	10/1/2024	Naphthalene	1.1		J	1.0	20	F
SG-VI-0112-4-6	8/14/2023	o-Xylene	5.1		J	2	9.2	F
SG-VI-0112-4-6	10/12/2023	o-Xylene	4.5		J	1.1	8.8	F
SG-VI-0112-4-6	10/1/2024	o-Xylene	10			1.7	8.5	F
SG-VI-0112-4-6	8/14/2023	Tetrachloroethene	11		J	2	14	F

Table B-1. Area 1 Soil-Gas Results (continued)

Sample ID	Sample Date	Analyte	Result (μg/m³)	Validation Qualifier	Laboratory Qualifiers	Method Detection Limit (μg/m³)	Reporting Detection Limit (μg/m³)	Sample Type
SG-VI-0112-4-6	10/12/2023	Tetrachloroethene	7.8	J	J	1.8	14	F
SG-VI-0112-4-6	10/1/2024	Tetrachloroethene	9.3		J	4.1	13	F
SG-VI-0112-4-6	8/14/2023	Toluene	28			0.71	8	F
SG-VI-0112-4-6	10/12/2023	Toluene	25			1.2	7.6	F
SG-VI-0112-4-6	10/1/2024	Toluene	56			1.6	7.4	F
SG-VI-0112-4-6	8/14/2023	Trichloroethene	2300			3.2	11	F
SG-VI-0112-4-6	10/12/2023	Trichloroethene	1700			1.7	11	F
SG-VI-0112-4-6	10/1/2024	Trichloroethene	2200			2.8	10	F
SG-VI-0112-4-6	8/14/2023	Vinyl chloride	< 0.76		U	0.76	5.4	F
SG-VI-0112-4-6	10/12/2023	Vinyl chloride	< 0.72		U	0.72	5.2	F
SG-VI-0112-4-6	10/1/2024	Vinyl chloride	< 1.4		U	1.4	5.0	F
SG-VI-0112-9-11	8/14/2023	1,1,1-Trichloroethane	< 0.19		U	0.19	1.1	F
SG-VI-0112-9-11	10/12/2023	1,1,1-Trichloroethane	< 0.32		U	0.32	2	F
SG-VI-0112-9-11	10/1/2024	1,1,1-Trichloroethane	< 0.25		U	0.25	1.1	F
SG-VI-0112-9-11	8/14/2023	1,2-Dichloroethane	< 0.2		U	0.2	0.82	F
SG-VI-0112-9-11	10/12/2023	1,2-Dichloroethane	< 0.34		U	0.34	1.5	F
SG-VI-0112-9-11	10/1/2024	1,2-Dichloroethane	< 0.15		U	0.15	0.82	F
SG-VI-0112-9-11	8/14/2023	2-Butanone	16			0.51	3	F
SG-VI-0112-9-11	10/12/2023	2-Butanone	53			0.42	5.6	F
SG-VI-0112-9-11	10/1/2024	2-Butanone	8.6	J		0.52	3.0	F
SG-VI-0112-9-11	8/14/2023	2-Hexanone	1.2	J	J	0.79	4.2	F
SG-VI-0112-9-11	10/12/2023	2-Hexanone	< 0.71		U	0.71	7.7	F
SG-VI-0112-9-11	10/1/2024	2-Hexanone	1.2		J	0.24	4.2	F
SG-VI-0112-9-11	8/14/2023	Benzene	2.9			0.059	0.65	F
SG-VI-0112-9-11	10/12/2023	Benzene	120			0.098	1.2	F
SG-VI-0112-9-11	10/1/2024	Benzene	< 4.5	U		0.11	2.6	F
SG-VI-0112-9-11	8/14/2023	Carbon tetrachloride	0.39		J	0.22	1.3	F
SG-VI-0112-9-11	10/12/2023	Carbon tetrachloride	< 0.45		U	0.45	2.4	F

Table B-1. Area 1 Soil-Gas Results (continued)

Sample ID	Sample Date	Analyte	Result (µg/m³)	Validation Qualifier	Laboratory Qualifiers	Method Detection Limit (µg/m³)	Reporting Detection Limit (µg/m³)	Sample Type
SG-VI-0112-9-11	10/1/2024	Carbon tetrachloride	< 0.36	U	J	0.33	1.3	F
SG-VI-0112-9-11	8/14/2023	Chloroform	< 0.1		U	0.1	0.99	F
SG-VI-0112-9-11	10/12/2023	Chloroform	< 0.32		U	0.32	1.8	F
SG-VI-0112-9-11	10/1/2024	Chloroform	< 0.20		U	0.20	1.0	F
SG-VI-0112-9-11	8/14/2023	Ethylbenzene	2			0.17	0.88	F
SG-VI-0112-9-11	10/12/2023	Ethylbenzene	53			0.1	1.6	F
SG-VI-0112-9-11	10/1/2024	Ethylbenzene	1.2	J		0.24	0.88	F
SG-VI-0112-9-11	8/14/2023	m,p-Xylene	3.5			0.18	0.88	F
SG-VI-0112-9-11	10/12/2023	m,p-Xylene	62			0.17	1.6	F
SG-VI-0112-9-11	10/1/2024	m,p-Xylene	2.1	J		0.16	0.88	F
SG-VI-0112-9-11	8/14/2023	Naphthalene	2.2			0.18	2.1	F
SG-VI-0112-9-11	10/12/2023	Naphthalene	23	J		0.18	4	F
SG-VI-0112-9-11	10/1/2024	Naphthalene	1.1		J	0.11	2.1	F
SG-VI-0112-9-11	8/14/2023	o-Xylene	1.9			0.19	0.88	F
SG-VI-0112-9-11	10/12/2023	o-Xylene	33			0.2	1.6	F
SG-VI-0112-9-11	10/1/2024	o-Xylene	0.85		J	0.18	0.88	F
SG-VI-0112-9-11	8/14/2023	Tetrachloroethene	0.42		J	0.19	1.4	F
SG-VI-0112-9-11	10/12/2023	Tetrachloroethene	< 0.84	U	J	0.33	2.6	F
SG-VI-0112-9-11	10/1/2024	Tetrachloroethene	< 0.43		U	0.43	1.4	F
SG-VI-0112-9-11	8/14/2023	Toluene	22			0.068	0.76	F
SG-VI-0112-9-11	10/12/2023	Toluene	170			0.23	1.4	F
SG-VI-0112-9-11	10/1/2024	Toluene	14			0.17	0.77	F
SG-VI-0112-9-11	8/14/2023	Trichloroethene	46			0.31	1.1	F
SG-VI-0112-9-11	10/12/2023	Trichloroethene	130	J		0.32	2	F
SG-VI-0112-9-11	10/1/2024	Trichloroethene	18			0.30	1.1	F
SG-VI-0112-9-11	8/14/2023	Vinyl chloride	2.3			0.072	0.52	F
SG-VI-0112-9-11	10/12/2023	Vinyl chloride	100			0.13	0.96	F
SG-VI-0112-9-11	10/1/2024	Vinyl chloride	12			0.14	0.52	F

Table B-1. Area 1 Soil-Gas Results (continued)

Sample ID	Sample Date	Analyte	Result (µg/m³)	Validation Qualifier	Laboratory Qualifiers	Method Detection Limit (µg/m³)	Reporting Detection Limit (µg/m³)	Sample Type
SG-VI-0113-4-6	8/14/2023	1,1,1-Trichloroethane	< 1.4	U	J	0.68	4	F
SG-VI-0113-4-6	10/12/2023	1,1,1-Trichloroethane	1	J	J	0.36	2.3	F
SG-VI-0113-4-6	10/1/2024	1,1,1-Trichloroethane	< 2.1	U	J	1.2	5.4	F
SG-VI-0113-4-6	8/14/2023	1,2-Dichloroethane	< 0.75		U	0.75	3	F
SG-VI-0113-4-6	10/12/2023	1,2-Dichloroethane	< 0.37		U	0.37	1.7	F
SG-VI-0113-4-6	10/1/2024	1,2-Dichloroethane	< 0.74		U	0.74	4.0	F
SG-VI-0113-4-6	8/14/2023	2-Butanone	45			1.9	11	F
SG-VI-0113-4-6	10/12/2023	2-Butanone	32			0.46	6.2	F
SG-VI-0113-4-6	10/1/2024	2-Butanone	29			2.5	15	F
SG-VI-0113-4-6	8/14/2023	2-Hexanone	< 2.9		U	2.9	15	F
SG-VI-0113-4-6	10/12/2023	2-Hexanone	< 1.9	U	J	0.79	8.6	F
SG-VI-0113-4-6	10/1/2024	2-Hexanone	6.4		J	1.2	20	F
SG-VI-0113-4-6	8/14/2023	Benzene	88			0.22	2.4	F
SG-VI-0113-4-6	10/12/2023	Benzene	89			0.11	1.3	F
SG-VI-0113-4-6	10/1/2024	Benzene	240			0.53	13	F
SG-VI-0113-4-6	8/14/2023	Carbon tetrachloride	< 0.8		U	0.8	4.6	F
SG-VI-0113-4-6	10/12/2023	Carbon tetrachloride	< 0.5		U	0.5	2.6	F
SG-VI-0113-4-6	10/1/2024	Carbon tetrachloride	< 1.6		U	1.6	6.3	F
SG-VI-0113-4-6	8/14/2023	Chloroform	< 0.38		U	0.38	3.6	F
SG-VI-0113-4-6	10/12/2023	Chloroform	< 0.36		U	0.36	2	F
SG-VI-0113-4-6	10/1/2024	Chloroform	< 0.96		U	0.96	4.9	F
SG-VI-0113-4-6	8/14/2023	Ethylbenzene	85			0.61	3.2	F
SG-VI-0113-4-6	10/12/2023	Ethylbenzene	83			0.12	1.8	F
SG-VI-0113-4-6	10/1/2024	Ethylbenzene	290			1.2	4.3	F
SG-VI-0113-4-6	8/14/2023	m,p-Xylene	98			0.66	3.2	F
SG-VI-0113-4-6	10/12/2023	m,p-Xylene	96			0.19	1.8	F
SG-VI-0113-4-6	10/1/2024	m,p-Xylene	360			0.81	4.3	F
SG-VI-0113-4-6	8/14/2023	Naphthalene	37			0.66	7.8	F

Table B-1. Area 1 Soil-Gas Results (continued)

Sample ID	Sample Date	Analyte	Result (μg/m³)	Validation Qualifier	Laboratory Qualifiers	Method Detection Limit (μg/m³)	Reporting Detection Limit (μg/m³)	Sample Type
SG-VI-0113-4-6	10/12/2023	Naphthalene	6			0.2	4.4	F
SG-VI-0113-4-6	8/14/2023	o-Xylene	43			0.68	3.2	F
SG-VI-0113-4-6	10/12/2023	o-Xylene	44			0.23	1.8	F
SG-VI-0113-4-6	10/1/2024	o-Xylene	160			0.88	4.3	F
SG-VI-0113-4-6	8/14/2023	Tetrachloroethene	17			0.69	5	F
SG-VI-0113-4-6	10/12/2023	Tetrachloroethene	8.5	J		0.36	2.8	F
SG-VI-0113-4-6	10/1/2024	Tetrachloroethene	28	J		2.1	6.8	F
SG-VI-0113-4-6	8/14/2023	Toluene	240			0.25	2.8	F
SG-VI-0113-4-6	10/12/2023	Toluene	220			0.25	1.6	F
SG-VI-0113-4-6	10/1/2024	Toluene	660			0.82	3.8	F
SG-VI-0113-4-6	8/14/2023	Trichloroethene	10			1.1	4	F
SG-VI-0113-4-6	10/12/2023	Trichloroethene	< 6	U		0.36	2.2	F
SG-VI-0113-4-6	10/1/2024	Trichloroethene	17	J		1.4	5.4	F
SG-VI-0113-4-6	8/14/2023	Vinyl chloride	< 0.26		U	0.26	1.9	F
SG-VI-0113-4-6	10/12/2023	Vinyl chloride	< 0.15		U	0.15	1.1	F
SG-VI-0113-4-6	10/1/2024	Vinyl chloride	< 0.69		U	0.69	2.6	F
SG-VI-0113-6-8	10/1/2024	1,1,1-Trichloroethane	< 1.1		U	1.1	4.8	F
SG-VI-0113-6-8	10/1/2024	1,2-Dichloroethane	< 0.65		U	0.65	3.5	F
SG-VI-0113-6-8	10/1/2024	2-Butanone	16			2.2	13	F
SG-VI-0113-6-8	10/1/2024	2-Hexanone	< 1.0		U	1.0	18	F
SG-VI-0113-6-8	10/1/2024	Benzene	110	J		0.46	11	F
SG-VI-0113-6-8	10/1/2024	Carbon tetrachloride	< 1.4		U	1.4	5.5	F
SG-VI-0113-6-8	10/1/2024	Chloroform	< 0.83		U	0.83	4.2	F
SG-VI-0113-6-8	10/1/2024	Ethylbenzene	100			1.0	3.8	F
SG-VI-0113-6-8	10/1/2024	m,p-Xylene	100			0.70	3.8	F
SG-VI-0113-6-8	10/1/2024	Naphthalene	2.8		J	0.46	9.1	F
SG-VI-0113-6-8	10/1/2024	o-Xylene	44			0.77	3.8	F
SG-VI-0113-6-8	10/1/2024	Tetrachloroethene	< 2.3	U	J	1.8	5.9	F

Table B-1. Area 1 Soil-Gas Results (continued)

Sample ID	Sample Date	Analyte	Result (μg/m³)	Validation Qualifier	Laboratory Qualifiers	Method Detection Limit (μg/m³)	Reporting Detection Limit (μg/m³)	Sample Type
SG-VI-0113-6-8	10/1/2024	Toluene	260			0.72	3.3	F
SG-VI-0113-6-8	10/1/2024	Trichloroethene	< 1.3		U	1.3	4.7	F
SG-VI-0113-6-8	10/1/2024	Vinyl chloride	< 0.60		U	0.60	2.2	F
SG-VI-0114-4-6	8/16/2023	1,1,1-Trichloroethane	< 0.66	U	J	0.2	1.2	F
SG-VI-0114-4-6	8/16/2023	1,2-Dichloroethane	< 0.22		U	0.22	0.87	F
SG-VI-0114-4-6	8/16/2023	2-Butanone	26			0.54	3.2	F
SG-VI-0114-4-6	8/16/2023	2-Hexanone	1.2		J	0.83	4.4	F
SG-VI-0114-4-6	8/16/2023	Benzene	11			0.063	0.68	F
SG-VI-0114-4-6	8/16/2023	Carbon tetrachloride	< 0.23		U	0.23	1.3	F
SG-VI-0114-4-6	8/16/2023	Chloroform	< 0.11		U	0.11	1	F
SG-VI-0114-4-6	8/16/2023	Ethylbenzene	6.8			0.18	0.93	F
SG-VI-0114-4-6	8/16/2023	m,p-Xylene	8.6			0.19	0.93	F
SG-VI-0114-4-6	8/16/2023	Naphthalene	< 1	U	J	0.19	2.2	F
SG-VI-0114-4-6	8/16/2023	o-Xylene	3.6			0.2	0.93	F
SG-VI-0114-4-6	8/16/2023	Tetrachloroethene	6.2			0.2	1.4	F
SG-VI-0114-4-6	8/16/2023	Toluene	23			0.071	0.81	F
SG-VI-0114-4-6	8/16/2023	Trichloroethene	< 0.32		U	0.32	1.2	F
SG-VI-0114-4-6	8/16/2023	Vinyl chloride	< 0.076		U	0.076	0.55	F
SG-VI-0114-9-11	8/16/2023	1,1,1-Trichloroethane	< 0.27		U	0.27	1.6	F
SG-VI-0114-9-11	8/16/2023	1,2-Dichloroethane	< 0.3		U	0.3	1.2	F
SG-VI-0114-9-11	8/16/2023	2-Butanone	29			0.74	4.3	F
SG-VI-0114-9-11	8/16/2023	2-Hexanone	2.6		J	1.1	6	F
SG-VI-0114-9-11	8/16/2023	Benzene	23			0.086	0.94	F
SG-VI-0114-9-11	8/16/2023	Carbon tetrachloride	0.34	J	J	0.32	1.8	F
SG-VI-0114-9-11	8/16/2023	Chloroform	< 0.15		U	0.15	1.4	F
SG-VI-0114-9-11	8/16/2023	Ethylbenzene	14			0.24	1.3	F
SG-VI-0114-9-11	8/16/2023	m,p-Xylene	10			0.26	1.3	F
SG-VI-0114-9-11	8/16/2023	Naphthalene	8.8			0.26	3.1	F

Table B-1. Area 1 Soil-Gas Results (continued)

Sample ID	Sample Date	Analyte	Result (µg/m³)	Validation Qualifier	Laboratory Qualifiers	Method Detection Limit (µg/m³)	Reporting Detection Limit (µg/m³)	Sample Type
SG-VI-0114-9-11	8/16/2023	o-Xylene	5.9			0.27	1.3	F
SG-VI-0114-9-11	8/16/2023	Tetrachloroethene	1.4		J	0.28	2	F
SG-VI-0114-9-11	8/16/2023	Toluene	67			0.098	1.1	F
SG-VI-0114-9-11	8/16/2023	Trichloroethene	< 0.44		U	0.44	1.6	F
SG-VI-0114-9-11	8/16/2023	Vinyl chloride	< 0.1		U	0.1	0.75	F
SG-VI-0115-4-6	8/14/2023	1,1,1-Trichloroethane	< 0.34	U	J	0.2	1.2	F
SG-VI-0115-4-6	10/1/2024	1,1,1-Trichloroethane	< 0.78		U	0.78	2.2	F
SG-VI-0115-4-6	10/1/2024	1,1,1-Trichloroethane	< 0.78		U	0.78	2.2	D
SG-VI-0115-4-6	8/14/2023	1,2-Dichloroethane	< 0.21		U	0.21	0.85	F
SG-VI-0115-4-6	10/1/2024	1,2-Dichloroethane	< 0.38		U	0.38	1.6	F
SG-VI-0115-4-6	10/1/2024	1,2-Dichloroethane	< 0.38		U	0.38	1.6	D
SG-VI-0115-4-6	8/14/2023	2-Butanone	25			0.53	3.1	F
SG-VI-0115-4-6	10/1/2024	2-Butanone	36	J		0.85	6.0	F
SG-VI-0115-4-6	10/1/2024	2-Butanone	26	J		0.85	6.0	D
SG-VI-0115-4-6	8/14/2023	2-Hexanone	1.9	J	J	0.82	4.3	F
SG-VI-0115-4-6	10/1/2024	2-Hexanone	3.0		J	1.0	8.4	F
SG-VI-0115-4-6	10/1/2024	2-Hexanone	< 2.3	U	J	1.0	8.4	D
SG-VI-0115-4-6	8/14/2023	Benzene	12			0.062	0.67	F
SG-VI-0115-4-6	10/1/2024	Benzene	25	J		0.53	5.2	F
SG-VI-0115-4-6	10/1/2024	Benzene	26	J		0.53	5.2	D
SG-VI-0115-4-6	8/14/2023	Carbon tetrachloride	< 0.23		U	0.23	1.3	F
SG-VI-0115-4-6	10/1/2024	Carbon tetrachloride	< 1.8		U	1.8	2.6	F
SG-VI-0115-4-6	10/1/2024	Carbon tetrachloride	< 1.8		U	1.8	2.6	D
SG-VI-0115-4-6	8/14/2023	Chloroform	< 0.11		U	0.11	1	F
SG-VI-0115-4-6	10/1/2024	Chloroform	< 0.36		U	0.36	2.0	F
SG-VI-0115-4-6	10/1/2024	Chloroform	< 0.36		U	0.36	2.0	D
SG-VI-0115-4-6	8/14/2023	Ethylbenzene	10			0.17	0.92	F
SG-VI-0115-4-6	10/1/2024	Ethylbenzene	23	J		0.26	1.8	F

Table B-1. Area 1 Soil-Gas Results (continued)

Sample ID	Sample Date	Analyte	Result (µg/m³)	Validation Qualifier	Laboratory Qualifiers	Method Detection Limit (µg/m³)	Reporting Detection Limit (µg/m³)	Sample Type
SG-VI-0115-4-6	10/1/2024	Ethylbenzene	22			0.26	1.8	D
SG-VI-0115-4-6	8/14/2023	m,p-Xylene	13			0.19	0.92	F
SG-VI-0115-4-6	10/1/2024	m,p-Xylene	24			0.27	1.8	F
SG-VI-0115-4-6	10/1/2024	m,p-Xylene	24			0.27	1.8	D
SG-VI-0115-4-6	8/14/2023	Naphthalene	8.5			0.19	2.2	F
SG-VI-0115-4-6	10/1/2024	Naphthalene	2.4		J	0.23	4.3	F
SG-VI-0115-4-6	10/1/2024	Naphthalene	< 0.62	U	J	0.23	4.3	D
SG-VI-0115-4-6	8/14/2023	o-Xylene	5.6			0.19	0.92	F
SG-VI-0115-4-6	10/1/2024	o-Xylene	10			0.25	1.8	F
SG-VI-0115-4-6	10/1/2024	o-Xylene	10			0.25	1.8	D
SG-VI-0115-4-6	8/14/2023	Tetrachloroethene	1.2		J	0.2	1.4	F
SG-VI-0115-4-6	10/1/2024	Tetrachloroethene	< 0.80		U	0.80	2.8	F
SG-VI-0115-4-6	10/1/2024	Tetrachloroethene	2.0		J	0.80	2.8	D
SG-VI-0115-4-6	8/14/2023	Toluene	30			0.07	0.8	F
SG-VI-0115-4-6	10/1/2024	Toluene	64			0.40	1.5	F
SG-VI-0115-4-6	10/1/2024	Toluene	72			0.40	1.5	D
SG-VI-0115-4-6	8/14/2023	Trichloroethene	< 0.32		U	0.32	1.1	F
SG-VI-0115-4-6	10/1/2024	Trichloroethene	< 0.38	J	U	0.38	2.2	F
SG-VI-0115-4-6	10/1/2024	Trichloroethene	4.5	J		0.38	2.2	D
SG-VI-0115-4-6	8/14/2023	Vinyl chloride	< 0.075		U	0.075	0.54	F
SG-VI-0115-4-6	10/1/2024	Vinyl chloride	< 0.27		U	0.27	1.0	F
SG-VI-0115-4-6	10/1/2024	Vinyl chloride	< 0.27		U	0.27	1.0	D
SG-VI-0116-9-11	8/3/2023	1,1,1-Trichloroethane	< 0.21		U	0.21	1.1	F
SG-VI-0116-9-11	8/3/2023	1,2-Dichloroethane	< 0.2		U	0.2	0.82	F
SG-VI-0116-9-11	8/3/2023	2-Butanone	15	J		0.3	3	F
SG-VI-0116-9-11	8/3/2023	2-Hexanone	0.94	J	J	0.93	4.1	F
SG-VI-0116-9-11	8/3/2023	Benzene	8.7			0.095	0.64	F
SG-VI-0116-9-11	8/3/2023	Carbon tetrachloride	0.31	J	J	0.26	1.3	F

Table B-1. Area 1 Soil-Gas Results (continued)

Sample ID	Sample Date	Analyte	Result (µg/m³)	Validation Qualifier	Laboratory Qualifiers	Method Detection Limit (µg/m³)	Reporting Detection Limit (µg/m³)	Sample Type
SG-VI-0116-9-11	8/3/2023	Chloroform	< 0.21		U	0.21	0.99	F
SG-VI-0116-9-11	8/3/2023	Ethylbenzene	5.2			0.2	0.88	F
SG-VI-0116-9-11	8/3/2023	m,p-Xylene	6.1			0.37	0.88	F
SG-VI-0116-9-11	8/3/2023	Naphthalene	< 0.64		U	0.64	2.1	F
SG-VI-0116-9-11	8/3/2023	o-Xylene	2.8			0.27	0.88	F
SG-VI-0116-9-11	8/3/2023	Tetrachloroethene	24			0.33	1.4	F
SG-VI-0116-9-11	8/3/2023	Toluene	27			0.13	0.76	F
SG-VI-0116-9-11	8/3/2023	Trichloroethene	14			0.13	1.1	F
SG-VI-0116-9-11	8/3/2023	Vinyl chloride	< 0.12		U	0.12	0.52	F
SG-VI-0117-7-9	8/16/2023	1,1,1-Trichloroethane	< 0.2		U	0.2	1.2	F
SG-VI-0117-7-9	8/16/2023	1,2-Dichloroethane	< 0.22		U	0.22	0.88	F
SG-VI-0117-7-9	8/16/2023	2-Butanone	17			0.55	3.2	F
SG-VI-0117-7-9	8/16/2023	2-Hexanone	1.7		J	0.85	4.5	F
SG-VI-0117-7-9	8/16/2023	Benzene	18			0.064	0.7	F
SG-VI-0117-7-9	8/16/2023	Carbon tetrachloride	0.39	J	J	0.24	1.4	F
SG-VI-0117-7-9	8/16/2023	Chloroform	< 0.11		U	0.11	1.1	F
SG-VI-0117-7-9	8/16/2023	Ethylbenzene	9			0.18	0.95	F
SG-VI-0117-7-9	8/16/2023	m,p-Xylene	6.6			0.19	0.95	F
SG-VI-0117-7-9	8/16/2023	Naphthalene	3.6			0.19	2.3	F
SG-VI-0117-7-9	8/16/2023	o-Xylene	3			0.2	0.95	F
SG-VI-0117-7-9	8/16/2023	Tetrachloroethene	< 0.2		U	0.2	1.5	F
SG-VI-0117-7-9	8/16/2023	Toluene	29			0.073	0.82	F
SG-VI-0117-7-9	8/16/2023	Trichloroethene	< 0.33		U	0.33	1.2	F
SG-VI-0117-7-9	8/16/2023	Vinyl chloride	< 0.078		U	0.078	0.56	F
SG-VI-0118-4-6	8/7/2024	1,1,1-Trichloroethane	< 0.41		U	0.41	1.2	F
SG-VI-0118-4-6	8/7/2024	1,2-Dichloroethane	< 0.20		U	0.20	0.87	F
SG-VI-0118-4-6	8/7/2024	2-Butanone	42			0.45	3.2	F
SG-VI-0118-4-6	8/7/2024	2-Hexanone	5.0			0.53	4.4	F

Table B-1. Area 1 Soil-Gas Results (continued)

Sample ID	Sample Date	Analyte	Result (µg/m³)	Validation Qualifier	Laboratory Qualifiers	Method Detection Limit (µg/m³)	Reporting Detection Limit (µg/m³)	Sample Type
SG-VI-0118-4-6	8/7/2024	Benzene	18	J		0.28	2.7	F
SG-VI-0118-4-6	8/7/2024	Carbon tetrachloride	< 0.96		U	0.96	1.3	F
SG-VI-0118-4-6	8/7/2024	Chloroform	1.0	J		0.19	1.0	F
SG-VI-0118-4-6	8/7/2024	Ethylbenzene	9.7			0.14	0.93	F
SG-VI-0118-4-6	8/7/2024	m,p-Xylene	11			0.14	0.93	F
SG-VI-0118-4-6	8/7/2024	Naphthalene	1.4		J	0.12	2.2	F
SG-VI-0118-4-6	8/7/2024	o-Xylene	4.8			0.13	0.93	F
SG-VI-0118-4-6	8/7/2024	Tetrachloroethene	< 0.42		U	0.42	1.4	F
SG-VI-0118-4-6	8/7/2024	Toluene	26			0.21	0.81	F
SG-VI-0118-4-6	8/7/2024	Trichloroethene	< 0.23	U	J	0.20	1.2	F
SG-VI-0118-4-6	8/7/2024	Vinyl chloride	< 0.14		U	0.14	0.55	F
SG-VI-0119-4-6	8/7/2024	1,1,1-Trichloroethane	< 0.41		U	0.41	1.2	F
SG-VI-0119-4-6	8/7/2024	1,2-Dichloroethane	< 0.20		U	0.20	0.87	F
SG-VI-0119-4-6	8/7/2024	2-Butanone	13			0.45	3.2	F
SG-VI-0119-4-6	8/7/2024	2-Hexanone	1.9		J	0.53	4.4	F
SG-VI-0119-4-6	8/7/2024	Benzene	11	J		0.28	2.8	F
SG-VI-0119-4-6	8/7/2024	Carbon tetrachloride	< 0.97		U	0.97	1.4	F
SG-VI-0119-4-6	8/7/2024	Chloroform	0.43		J	0.19	1.0	F
SG-VI-0119-4-6	8/7/2024	Ethylbenzene	19			0.14	0.94	F
SG-VI-0119-4-6	8/7/2024	m,p-Xylene	23			0.14	0.94	F
SG-VI-0119-4-6	8/7/2024	Naphthalene	1.1		J	0.12	2.3	F
SG-VI-0119-4-6	8/7/2024	o-Xylene	10			0.13	0.94	F
SG-VI-0119-4-6	8/7/2024	Tetrachloroethene	0.78		J	0.42	1.5	F
SG-VI-0119-4-6	8/7/2024	Toluene	40			0.21	0.81	F
SG-VI-0119-4-6	8/7/2024	Trichloroethene	< 1.0	U	J	0.20	1.2	F
SG-VI-0119-4-6	8/7/2024	Vinyl chloride	< 0.14		U	0.14	0.55	F
SG-VI-0119-9-11	8/7/2024	1,1,1-Trichloroethane	< 5.6	U	J	2.1	5.9	F
SG-VI-0119-9-11	8/7/2024	1,2-Dichloroethane	< 1.0		U	1.0	4.4	F

Table B-1. Area 1 Soil-Gas Results (continued)

Sample ID	Sample Date	Analyte	Result (μg/m³)	Validation Qualifier	Laboratory Qualifiers	Method Detection Limit (μg/m³)	Reporting Detection Limit (μg/m³)	Sample Type
SG-VI-0119-9-11	8/7/2024	2-Butanone	42			2.2	16	F
SG-VI-0119-9-11	8/7/2024	2-Hexanone	5.5		J	2.7	22	F
SG-VI-0119-9-11	8/7/2024	Benzene	15	J		1.4	14	F
SG-VI-0119-9-11	8/7/2024	Carbon tetrachloride	< 4.9		U	4.9	6.8	F
SG-VI-0119-9-11	8/7/2024	Chloroform	< 0.96		U	0.96	5.3	F
SG-VI-0119-9-11	8/7/2024	Ethylbenzene	10			0.69	4.7	F
SG-VI-0119-9-11	8/7/2024	m,p-Xylene	11			0.71	4.7	F
SG-VI-0119-9-11	8/7/2024	Naphthalene	< 0.86	U	J	0.62	11	F
SG-VI-0119-9-11	8/7/2024	o-Xylene	6.9			0.67	4.7	F
SG-VI-0119-9-11	8/7/2024	Tetrachloroethene	33			2.1	7.3	F
SG-VI-0119-9-11	8/7/2024	Toluene	27			1.1	4.1	F
SG-VI-0119-9-11	8/7/2024	Trichloroethene	11	J		1.0	5.8	F
SG-VI-0119-9-11	8/7/2024	Vinyl chloride	< 0.71		U	0.71	2.8	F
SG-VI-0120-4-6	8/7/2024	1,1,1-Trichloroethane	< 0.42		U	0.42	1.2	F
SG-VI-0120-4-6	8/7/2024	1,1,1-Trichloroethane	< 0.41		U	0.41	1.2	D
SG-VI-0120-4-6	8/7/2024	1,2-Dichloroethane	< 0.20		U	0.20	0.88	F
SG-VI-0120-4-6	8/7/2024	1,2-Dichloroethane	< 0.20		U	0.20	0.87	D
SG-VI-0120-4-6	8/7/2024	2-Butanone	42			0.46	3.2	F
SG-VI-0120-4-6	8/7/2024	2-Butanone	37			0.45	3.2	D
SG-VI-0120-4-6	8/7/2024	2-Hexanone	5.6			0.54	4.5	F
SG-VI-0120-4-6	8/7/2024	2-Hexanone	5.4			0.53	4.4	D
SG-VI-0120-4-6	8/7/2024	Benzene	23	J		0.28	2.8	F
SG-VI-0120-4-6	8/7/2024	Benzene	30	J		0.28	2.7	D
SG-VI-0120-4-6	8/7/2024	Carbon tetrachloride	< 0.98		U	0.98	1.4	F
SG-VI-0120-4-6	8/7/2024	Carbon tetrachloride	< 0.96		U	0.96	1.3	D
SG-VI-0120-4-6	8/7/2024	Chloroform	2.0			0.19	1.1	F
SG-VI-0120-4-6	8/7/2024	Chloroform	2.8	J		0.19	1.0	D
SG-VI-0120-4-6	8/7/2024	Ethylbenzene	20			0.14	0.95	F

Table B-1. Area 1 Soil-Gas Results (continued)

Sample ID	Sample Date	Analyte	Result (µg/m³)	Validation Qualifier	Laboratory Qualifiers	Method Detection Limit (µg/m³)	Reporting Detection Limit (µg/m³)	Sample Type
SG-VI-0120-4-6	8/7/2024	Ethylbenzene	24	J		0.14	0.93	D
SG-VI-0120-4-6	8/7/2024	m,p-Xylene	20	J		0.14	0.95	F
SG-VI-0120-4-6	8/7/2024	m,p-Xylene	27	J		0.14	0.93	D
SG-VI-0120-4-6	8/7/2024	Naphthalene	3.3			0.12	2.3	F
SG-VI-0120-4-6	8/7/2024	Naphthalene	3.7			0.12	2.2	D
SG-VI-0120-4-6	8/7/2024	o-Xylene	8.8	J		0.14	0.95	F
SG-VI-0120-4-6	8/7/2024	o-Xylene	11	J		0.13	0.93	D
SG-VI-0120-4-6	8/7/2024	Tetrachloroethene	< 0.43		U	0.43	1.5	F
SG-VI-0120-4-6	8/7/2024	Tetrachloroethene	< 0.42		U	0.42	1.4	D
SG-VI-0120-4-6	8/7/2024	Toluene	51	J		0.22	0.82	F
SG-VI-0120-4-6	8/7/2024	Toluene	67	J		0.21	0.81	D
SG-VI-0120-4-6	8/7/2024	Trichloroethene	< 0.20		U	0.20	1.2	F
SG-VI-0120-4-6	8/7/2024	Trichloroethene	< 0.20		U	0.20	1.2	D
SG-VI-0120-4-6	8/7/2024	Vinyl chloride	< 0.14		U	0.14	0.56	F
SG-VI-0120-4-6	8/7/2024	Vinyl chloride	< 0.14		U	0.14	0.55	D
SG-VI-0120-9-11	8/7/2024	1,1,1-Trichloroethane	< 0.42		U	0.42	1.2	F
SG-VI-0120-9-11	8/7/2024	1,2-Dichloroethane	< 0.20		U	0.20	0.88	F
SG-VI-0120-9-11	8/7/2024	2-Butanone	16			0.46	3.2	F
SG-VI-0120-9-11	8/7/2024	2-Hexanone	2.6		J	0.54	4.5	F
SG-VI-0120-9-11	8/7/2024	Benzene	25	J		0.28	2.8	F
SG-VI-0120-9-11	8/7/2024	Carbon tetrachloride	< 0.98		U	0.98	1.4	F
SG-VI-0120-9-11	8/7/2024	Chloroform	1.2	J		0.19	1.1	F
SG-VI-0120-9-11	8/7/2024	Ethylbenzene	15	J		0.14	0.95	F
SG-VI-0120-9-11	8/7/2024	m,p-Xylene	14			0.14	0.95	F
SG-VI-0120-9-11	8/7/2024	Naphthalene	0.53		J	0.12	2.3	F
SG-VI-0120-9-11	8/7/2024	o-Xylene	6.2			0.14	0.95	F
SG-VI-0120-9-11	8/7/2024	Tetrachloroethene	8.1			0.43	1.5	F
SG-VI-0120-9-11	8/7/2024	Toluene	39			0.22	0.82	F

Table B-1. Area 1 Soil-Gas Results (continued)

Sample ID	Sample Date	Analyte	Result (µg/m³)	Validation Qualifier	Laboratory Qualifiers	Method Detection Limit (µg/m³)	Reporting Detection Limit (µg/m³)	Sample Type
SG-VI-0120-9-11	8/7/2024	Trichloroethene	6.9			0.20	1.2	F
SG-VI-0120-9-11	8/7/2024	Vinyl chloride	< 0.14		U	0.14	0.56	F
SG-VI-0121-4-6	8/8/2024	1,1,1-Trichloroethane	< 0.37		U	0.37	1.0	F
SG-VI-0121-4-6	8/8/2024	1,2-Dichloroethane	< 0.18		U	0.18	0.78	F
SG-VI-0121-4-6	8/8/2024	2-Butanone	40			0.40	2.8	F
SG-VI-0121-4-6	8/8/2024	2-Hexanone	3.8		J	0.47	3.9	F
SG-VI-0121-4-6	8/8/2024	Benzene	25	J		0.25	2.4	F
SG-VI-0121-4-6	8/8/2024	Carbon tetrachloride	< 0.86		U	0.86	1.2	F
SG-VI-0121-4-6	8/8/2024	Chloroform	4.6			0.17	0.94	F
SG-VI-0121-4-6	8/8/2024	Ethylbenzene	19			0.12	0.83	F
SG-VI-0121-4-6	8/8/2024	m,p-Xylene	17			0.13	0.83	F
SG-VI-0121-4-6	8/8/2024	Naphthalene	1.7		J	0.11	2.0	F
SG-VI-0121-4-6	8/8/2024	o-Xylene	7.6			0.12	0.83	F
SG-VI-0121-4-6	8/8/2024	Tetrachloroethene	1.6	J		0.38	1.3	F
SG-VI-0121-4-6	8/8/2024	Toluene	47			0.19	0.72	F
SG-VI-0121-4-6	8/8/2024	Trichloroethene	< 0.18		U	0.18	1.0	F
SG-VI-0121-4-6	8/8/2024	Vinyl chloride	< 0.13		U	0.13	0.49	F
SG-VI-0121-9-11	8/8/2024	1,1,1-Trichloroethane	< 0.41		U	0.41	1.2	F
SG-VI-0121-9-11	8/8/2024	1,2-Dichloroethane	< 0.20		U	0.20	0.87	F
SG-VI-0121-9-11	8/8/2024	2-Butanone	26			0.45	3.2	F
SG-VI-0121-9-11	8/8/2024	2-Hexanone	1.9		J	0.53	4.4	F
SG-VI-0121-9-11	8/8/2024	Benzene	6.2	J		0.28	2.8	F
SG-VI-0121-9-11	8/8/2024	Carbon tetrachloride	< 0.97		U	0.97	1.4	F
SG-VI-0121-9-11	8/8/2024	Chloroform	2.0	J		0.19	1.0	F
SG-VI-0121-9-11	8/8/2024	Ethylbenzene	5.9			0.14	0.94	F
SG-VI-0121-9-11	8/8/2024	m,p-Xylene	3.2			0.14	0.94	F
SG-VI-0121-9-11	8/8/2024	Naphthalene	23			0.12	2.3	F
SG-VI-0121-9-11	8/8/2024	o-Xylene	1.6			0.13	0.94	F

Table B-1. Area 1 Soil-Gas Results (continued)

Sample ID	Sample Date	Analyte	Result (µg/m³)	Validation Qualifier	Laboratory Qualifiers	Method Detection Limit (µg/m³)	Reporting Detection Limit (µg/m³)	Sample Type
SG-VI-0121-9-11	8/8/2024	Tetrachloroethene	4.9			0.42	1.5	F
SG-VI-0121-9-11	8/8/2024	Toluene	11			0.21	0.81	F
SG-VI-0121-9-11	8/8/2024	Trichloroethene	30			0.20	1.2	F
SG-VI-0121-9-11	8/8/2024	Vinyl chloride	< 0.14		U	0.14	0.55	F
SG-VI-0122-4-6	8/8/2024	1,1,1-Trichloroethane	< 0.42		U	0.42	1.2	F
SG-VI-0122-4-6	10/2/2024	1,1,1-Trichloroethane	< 0.35		U	0.35	1.0	F
SG-VI-0122-4-6	8/8/2024	1,2-Dichloroethane	< 0.20		U	0.20	0.88	F
SG-VI-0122-4-6	10/2/2024	1,2-Dichloroethane	< 0.17		U	0.17	0.74	F
SG-VI-0122-4-6	8/8/2024	2-Butanone	22			0.46	3.2	F
SG-VI-0122-4-6	10/2/2024	2-Butanone	10			0.38	2.7	F
SG-VI-0122-4-6	8/8/2024	2-Hexanone	1.9		J	0.54	4.5	F
SG-VI-0122-4-6	10/2/2024	2-Hexanone	1.2		J	0.45	3.7	F
SG-VI-0122-4-6	8/8/2024	Benzene	8.5	J		0.28	2.8	F
SG-VI-0122-4-6	10/2/2024	Benzene	< 0.88	U	J	0.24	2.3	F
SG-VI-0122-4-6	8/8/2024	Carbon tetrachloride	< 0.98		U	0.98	1.4	F
SG-VI-0122-4-6	10/2/2024	Carbon tetrachloride	< 0.82		U	0.82	1.2	F
SG-VI-0122-4-6	8/8/2024	Chloroform	< 0.19		U	0.19	1.1	F
SG-VI-0122-4-6	10/2/2024	Chloroform	< 0.16		U	0.16	0.89	F
SG-VI-0122-4-6	8/8/2024	Ethylbenzene	5.5	J		0.14	0.95	F
SG-VI-0122-4-6	10/2/2024	Ethylbenzene	< 0.70	U	J	0.12	0.79	F
SG-VI-0122-4-6	8/8/2024	m,p-Xylene	5.6			0.14	0.95	F
SG-VI-0122-4-6	10/2/2024	m,p-Xylene	1.5			0.12	0.79	F
SG-VI-0122-4-6	8/8/2024	Naphthalene	0.49		J	0.12	2.3	F
SG-VI-0122-4-6	10/2/2024	Naphthalene	< 0.10		U	0.10	1.9	F
SG-VI-0122-4-6	8/8/2024	o-Xylene	2.6			0.14	0.95	F
SG-VI-0122-4-6	10/2/2024	o-Xylene	0.58		J	0.11	0.79	F
SG-VI-0122-4-6	8/8/2024	Tetrachloroethene	< 0.49	U	J	0.43	1.5	F
SG-VI-0122-4-6	10/2/2024	Tetrachloroethene	< 0.36		U	0.36	1.2	F

Table B-1. Area 1 Soil-Gas Results (continued)

Sample ID	Sample Date	Analyte	Result (µg/m³)	Validation Qualifier	Laboratory Qualifiers	Method Detection Limit (µg/m³)	Reporting Detection Limit (µg/m³)	Sample Type
SG-VI-0122-4-6	8/8/2024	Toluene	16			0.22	0.82	F
SG-VI-0122-4-6	10/2/2024	Toluene	11			0.18	0.69	F
SG-VI-0122-4-6	8/8/2024	Trichloroethene	< 0.60	U	J	0.20	1.2	F
SG-VI-0122-4-6	10/2/2024	Trichloroethene	< 0.17		U	0.17	0.98	F
SG-VI-0122-4-6	8/8/2024	Vinyl chloride	< 0.14		U	0.14	0.56	F
SG-VI-0122-4-6	10/2/2024	Vinyl chloride	< 0.12		U	0.12	0.47	F
SG-VI-0122-9-11	8/12/2024	1,1,1-Trichloroethane	< 2.0		U	2.0	5.7	F
SG-VI-0122-9-11	10/2/2024	1,1,1-Trichloroethane	< 0.39		U	0.39	1.1	F
SG-VI-0122-9-11	8/12/2024	1,2-Dichloroethane	< 0.97		U	0.97	4.2	F
SG-VI-0122-9-11	10/2/2024	1,2-Dichloroethane	< 0.19		U	0.19	0.83	F
SG-VI-0122-9-11	8/12/2024	2-Butanone	61			2.2	15	F
SG-VI-0122-9-11	10/2/2024	2-Butanone	40			0.43	3.0	F
SG-VI-0122-9-11	8/12/2024	2-Hexanone	4.8		J	2.6	22	F
SG-VI-0122-9-11	10/2/2024	2-Hexanone	< 2.1	U	J	0.50	4.2	F
SG-VI-0122-9-11	8/12/2024	Benzene	94	J		1.4	13	F
SG-VI-0122-9-11	10/2/2024	Benzene	13	J		0.26	2.6	F
SG-VI-0122-9-11	8/12/2024	Carbon tetrachloride	< 4.7		U	4.7	6.6	F
SG-VI-0122-9-11	10/2/2024	Carbon tetrachloride	< 0.92		U	0.92	1.3	F
SG-VI-0122-9-11	8/12/2024	Chloroform	< 0.93		U	0.93	5.1	F
SG-VI-0122-9-11	10/2/2024	Chloroform	< 0.18		U	0.18	1.0	F
SG-VI-0122-9-11	8/12/2024	Ethylbenzene	27	J		0.67	4.6	F
SG-VI-0122-9-11	10/2/2024	Ethylbenzene	7.7			0.13	0.89	F
SG-VI-0122-9-11	8/12/2024	m,p-Xylene	25			0.69	4.6	F
SG-VI-0122-9-11	10/2/2024	m,p-Xylene	6.6			0.13	0.89	F
SG-VI-0122-9-11	8/12/2024	Naphthalene	2.8		J	0.60	11	F
SG-VI-0122-9-11	10/2/2024	Naphthalene	< 0.34	U	J	0.12	2.1	F
SG-VI-0122-9-11	8/12/2024	o-Xylene	12			0.65	4.6	F
SG-VI-0122-9-11	10/2/2024	o-Xylene	2.8	J		0.13	0.89	F

Table B-1. Area 1 Soil-Gas Results (continued)

Sample ID	Sample Date	Analyte	Result (µg/m³)	Validation Qualifier	Laboratory Qualifiers	Method Detection Limit (µg/m³)	Reporting Detection Limit (µg/m³)	Sample Type
SG-VI-0122-9-11	8/12/2024	Tetrachloroethene	< 2.0		U	2.0	7.1	F
SG-VI-0122-9-11	10/2/2024	Tetrachloroethene	< 0.40		U	0.40	1.4	F
SG-VI-0122-9-11	8/12/2024	Toluene	140			1.0	4.0	F
SG-VI-0122-9-11	10/2/2024	Toluene	28			0.20	0.77	F
SG-VI-0122-9-11	8/12/2024	Trichloroethene	< 1.5	U	J	0.97	5.6	F
SG-VI-0122-9-11	10/2/2024	Trichloroethene	< 0.19		U	0.19	1.1	F
SG-VI-0122-9-11	8/12/2024	Vinyl chloride	< 0.69		U	0.69	2.7	F
SG-VI-0122-9-11	10/2/2024	Vinyl chloride	< 0.13		U	0.13	0.52	F
SG-VI-0123-4-6	8/13/2024	1,1,1-Trichloroethane	< 7.8		U	7.8	39	F
SG-VI-0123-4-6	10/2/2024	1,1,1-Trichloroethane	< 3.8		U	3.8	11	F
SG-VI-0123-4-6	8/13/2024	1,2-Dichloroethane	< 5.5		U	5.5	29	F
SG-VI-0123-4-6	10/2/2024	1,2-Dichloroethane	< 1.8		U	1.8	8.1	F
SG-VI-0123-4-6	8/13/2024	2-Butanone	63		J	16	84	F
SG-VI-0123-4-6	10/2/2024	2-Butanone	15		J	4.2	29	F
SG-VI-0123-4-6	8/13/2024	2-Hexanone	< 23		U	23	120	F
SG-VI-0123-4-6	10/2/2024	2-Hexanone	< 4.9		U	4.9	41	F
SG-VI-0123-4-6	8/13/2024	Benzene	330			4.0	23	F
SG-VI-0123-4-6	10/2/2024	Benzene	64	J		2.6	26	F
SG-VI-0123-4-6	8/13/2024	Carbon tetrachloride	< 7.8		U	7.8	45	F
SG-VI-0123-4-6	10/2/2024	Carbon tetrachloride	< 9.0		U	9.0	12	F
SG-VI-0123-4-6	8/13/2024	Chloroform	< 7.0		U	7.0	35	F
SG-VI-0123-4-6	10/2/2024	Chloroform	< 1.8		U	1.8	9.8	F
SG-VI-0123-4-6	8/13/2024	Ethylbenzene	440			12	31	F
SG-VI-0123-4-6	10/2/2024	Ethylbenzene	120	J		1.3	8.7	F
SG-VI-0123-4-6	8/13/2024	m,p-Xylene	410			11	62	F
SG-VI-0123-4-6	10/2/2024	m,p-Xylene	76			1.3	8.7	F
SG-VI-0123-4-6	8/13/2024	Naphthalene	1100	J		3.7	75	F
SG-VI-0123-4-6	10/2/2024	Naphthalene	170			1.1	21	F

Table B-1. Area 1 Soil-Gas Results (continued)

Sample ID	Sample Date	Analyte	Result (µg/m³)	Validation Qualifier	Laboratory Qualifiers	Method Detection Limit (µg/m³)	Reporting Detection Limit (µg/m³)	Sample Type
SG-VI-0123-4-6	8/13/2024	o-Xylene	170			11	31	F
SG-VI-0123-4-6	10/2/2024	o-Xylene	31			1.2	8.7	F
SG-VI-0123-4-6	8/13/2024	Tetrachloroethene	< 16		U	16	48	F
SG-VI-0123-4-6	10/2/2024	Tetrachloroethene	< 3.9		U	3.9	14	F
SG-VI-0123-4-6	8/13/2024	Toluene	890			5.9	54	F
SG-VI-0123-4-6	10/2/2024	Toluene	170			2.0	7.5	F
SG-VI-0123-4-6	8/13/2024	Trichloroethene	< 5.6		U	5.6	38	F
SG-VI-0123-4-6	10/2/2024	Trichloroethene	< 1.8		U	1.8	11	F
SG-VI-0123-4-6	8/13/2024	Vinyl chloride	< 8.5		U	8.5	18	F
SG-VI-0123-4-6	10/2/2024	Vinyl chloride	< 1.3		U	1.3	5.1	F
SG-VI-0124-4-6	8/13/2024	1,1,1-Trichloroethane	< 3.7		U	3.7	19	F
SG-VI-0124-4-6	8/13/2024	1,1,1-Trichloroethane	< 4.4		U	4.4	22	D
SG-VI-0124-4-6	10/2/2024	1,1,1-Trichloroethane	< 3.9		U	3.9	11	F
SG-VI-0124-4-6	8/13/2024	1,2-Dichloroethane	< 2.6		U	2.6	14	F
SG-VI-0124-4-6	8/13/2024	1,2-Dichloroethane	< 3.1		U	3.1	16	D
SG-VI-0124-4-6	10/2/2024	1,2-Dichloroethane	< 1.9		U	1.9	8.2	F
SG-VI-0124-4-6	8/13/2024	2-Butanone	30		J	7.4	40	F
SG-VI-0124-4-6	8/13/2024	2-Butanone	32		J	8.8	48	D
SG-VI-0124-4-6	10/2/2024	2-Butanone	30			4.3	30	F
SG-VI-0124-4-6	8/13/2024	2-Hexanone	< 11		U	11	56	F
SG-VI-0124-4-6	8/13/2024	2-Hexanone	< 13		U	13	66	D
SG-VI-0124-4-6	10/2/2024	2-Hexanone	< 5.0		U	5.0	42	F
SG-VI-0124-4-6	8/13/2024	Benzene	230			1.9	11	F
SG-VI-0124-4-6	8/13/2024	Benzene	240			2.2	13	D
SG-VI-0124-4-6	10/2/2024	Benzene	200	J		2.6	26	F
SG-VI-0124-4-6	8/13/2024	Carbon tetrachloride	< 3.7		U	3.7	22	F
SG-VI-0124-4-6	8/13/2024	Carbon tetrachloride	< 4.4		U	4.4	25	D
SG-VI-0124-4-6	10/2/2024	Carbon tetrachloride	< 9.2		U	9.2	13	F

Table B-1. Area 1 Soil-Gas Results (continued)

Sample ID	Sample Date	Analyte	Result (µg/m³)	Validation Qualifier	Laboratory Qualifiers	Method Detection Limit (µg/m³)	Reporting Detection Limit (µg/m³)	Sample Type
SG-VI-0124-4-6	8/13/2024	Chloroform	< 3.3		U	3.3	17	F
SG-VI-0124-4-6	8/13/2024	Chloroform	< 4.0		U	4.0	20	D
SG-VI-0124-4-6	10/2/2024	Chloroform	< 1.8		U	1.8	10	F
SG-VI-0124-4-6	8/13/2024	Ethylbenzene	340			5.6	15	F
SG-VI-0124-4-6	8/13/2024	Ethylbenzene	350			6.7	18	D
SG-VI-0124-4-6	10/2/2024	Ethylbenzene	280	J		1.3	8.8	F
SG-VI-0124-4-6	8/13/2024	m,p-Xylene	360			5.3	30	F
SG-VI-0124-4-6	8/13/2024	m,p-Xylene	380			6.3	35	D
SG-VI-0124-4-6	10/2/2024	m,p-Xylene	320			1.3	8.8	F
SG-VI-0124-4-6	8/13/2024	Naphthalene	10		J	1.8	36	F
SG-VI-0124-4-6	8/13/2024	Naphthalene	13		J	2.1	42	D
SG-VI-0124-4-6	10/2/2024	Naphthalene	20		J	1.2	21	F
SG-VI-0124-4-6	8/13/2024	o-Xylene	160			5.2	15	F
SG-VI-0124-4-6	8/13/2024	o-Xylene	160			6.2	18	D
SG-VI-0124-4-6	10/2/2024	o-Xylene	140			1.3	8.8	F
SG-VI-0124-4-6	8/13/2024	Tetrachloroethene	< 7.7		U	7.7	23	F
SG-VI-0124-4-6	8/13/2024	Tetrachloroethene	< 9.1		U	9.1	27	D
SG-VI-0124-4-6	10/2/2024	Tetrachloroethene	< 4.0		U	4.0	14	F
SG-VI-0124-4-6	8/13/2024	Toluene	730			2.8	26	F
SG-VI-0124-4-6	8/13/2024	Toluene	770			3.4	30	D
SG-VI-0124-4-6	10/2/2024	Toluene	620			2.0	7.7	F
SG-VI-0124-4-6	8/13/2024	Trichloroethene	< 2.7		U	2.7	18	F
SG-VI-0124-4-6	8/13/2024	Trichloroethene	< 3.2		U	3.2	22	D
SG-VI-0124-4-6	10/2/2024	Trichloroethene	< 1.9		U	1.9	11	F

Table B-1. Area 1 Soil-Gas Results (continued)

Sample ID	Sample Date	Analyte	Result (µg/m³)	Validation Qualifier	Laboratory Qualifiers	Method Detection Limit (µg/m³)	Reporting Detection Limit (µg/m³)	Sample Type
SG-VI-0124-4-6	8/13/2024	Vinyl chloride	< 4.1		U	4.1	8.8	F
SG-VI-0124-4-6	8/13/2024	Vinyl chloride	< 4.8		U	4.8	10	D
SG-VI-0124-4-6	10/2/2024	Vinyl chloride	< 1.3		U	1.3	5.2	F

Abbreviations:
D = duplicate sample
F = primary sample
J = estimated value
µg/m³ = micrograms per cubic meter
U = parameter analyzed for but not detected

Table B-2. Area 2 Soil-Gas Results

Sample ID	Sample Date	Parameter	Result	Units
SG-VI-0102-4-6	8/3/2023	Field oxygen	7.8	%vol
SG-VI-0102-4-6	10/10/2023	Field oxygen	17.3	%vol
SG-VI-0102-4-6	8/3/2023	Lower explosive limit	0	%LEL
SG-VI-0102-4-6	10/10/2023	Lower explosive limit	0	%LEL
SG-VI-0102-4-6	8/3/2023	Photoionization detector	0.8	ppm
SG-VI-0102-4-6	10/10/2023	Photoionization detector	4.4	ppm
SG-VI-0103-4-6	8/8/2023	Field oxygen	2.4	%vol
SG-VI-0103-4-6	10/23/2023	Field oxygen	9.9	%vol
SG-VI-0103-4-6	8/8/2023	Lower explosive limit	0	%LEL
SG-VI-0103-4-6	10/23/2023	Lower explosive limit	0	%LEL
SG-VI-0103-4-6	8/8/2023	Photoionization detector	0	ppm
SG-VI-0103-4-6	10/23/2023	Photoionization detector	1.9	ppm
SG-VI-0103-9-11	8/8/2023	Field oxygen	16.4	%vol
SG-VI-0103-9-11	10/23/2023	Field oxygen	20.5	%vol
SG-VI-0103-9-11	8/8/2023	Lower explosive limit	10	%LEL
SG-VI-0103-9-11	10/23/2023	Lower explosive limit	0	%LEL
SG-VI-0103-9-11	8/8/2023	Photoionization detector	7.6	ppm
SG-VI-0103-9-11	10/23/2023	Photoionization detector	0.2	ppm
SG-VI-0104-4-6	8/9/2023	Field oxygen	2.6	%vol
SG-VI-0104-4-6	10/11/2023	Field oxygen	3.8	%vol
SG-VI-0104-4-6	8/9/2023	Lower explosive limit	16	%LEL
SG-VI-0104-4-6	10/11/2023	Lower explosive limit	24	%LEL
SG-VI-0104-4-6	8/9/2023	Photoionization detector	10.6	ppm
SG-VI-0104-4-6	10/11/2023	Photoionization detector	1.3	ppm
SG-VI-0105-4-6	8/3/2023	Field oxygen	16.0	%vol
SG-VI-0105-4-6	10/10/2023	Field oxygen	19.9	%vol
SG-VI-0105-4-6	8/3/2023	Lower explosive limit	0	%LEL
SG-VI-0105-4-6	10/10/2023	Lower explosive limit	0	%LEL
SG-VI-0105-4-6	8/3/2023	Photoionization detector	5.1	ppm

Table B-2. Area 2 Soil-Gas Results (continued)

Sample ID	Sample Date	Parameter	Result	Units
SG-VI-0105-4-6	10/10/2023	Photoionization detector	4.6	ppm
SG-VI-0107-4-6	8/2/2023	Field oxygen	16.8	%vol
SG-VI-0107-4-6	10/11/2023	Field oxygen	16.3	%vol
SG-VI-0107-4-6	8/2/2023	Lower explosive limit	0	%LEL
SG-VI-0107-4-6	10/11/2023	Lower explosive limit	0	%LEL
SG-VI-0107-4-6	8/2/2023	Photoionization detector	0.3	ppm
SG-VI-0107-4-6	10/11/2023	Photoionization detector	1.4	ppm
SG-VI-0107-9-11	8/2/2023	Field oxygen	16.0	%vol
SG-VI-0107-9-11	8/2/2023	Lower explosive limit	0	%LEL
SG-VI-0107-9-11	8/2/2023	Photoionization detector	0	ppm
SG-VI-0108-4-6	8/9/2023	Field oxygen	16.0	%vol
SG-VI-0108-4-6	8/9/2023	Lower explosive limit	0	%LEL
SG-VI-0108-4-6	8/9/2023	Photoionization detector	11.3	ppm
SG-VI-0108-9-11	8/9/2023	Field oxygen	11.1	%vol
SG-VI-0108-9-11	10/11/2023	Field oxygen	13.9	%vol
SG-VI-0108-9-11	8/9/2023	Lower explosive limit	0	%LEL
SG-VI-0108-9-11	10/11/2023	Lower explosive limit	1	%LEL
SG-VI-0108-9-11	8/9/2023	Photoionization detector	4.8	ppm
SG-VI-0108-9-11	10/11/2023	Photoionization detector	3.0	ppm
SG-VI-0109-4-6	8/8/2023	Field oxygen	15.0	%vol
SG-VI-0109-4-6	8/8/2023	Lower explosive limit	0	%LEL
SG-VI-0109-4-6	8/8/2023	Photoionization detector	0	ppm
SG-VI-0110-4-6	8/8/2023	Field oxygen	12.2	%vol
SG-VI-0110-4-6	10/11/2023	Field oxygen	10.8	%vol
SG-VI-0110-4-6	8/8/2023	Lower explosive limit	0	%LEL
SG-VI-0110-4-6	10/11/2023	Lower explosive limit	0	%LEL
SG-VI-0110-4-6	8/8/2023	Photoionization detector	0.1	ppm
SG-VI-0110-4-6	10/11/2023	Photoionization detector	1.4	ppm
SG-VI-0112-4-6	8/14/2023	Field oxygen	18.4	%vol

Table B-2. Area 2 Soil-Gas Results (continued)

Sample ID	Sample Date	Parameter	Result	Units
SG-VI-0112-4-6	10/12/2023	Field oxygen	18.2	%vol
SG-VI-0112-4-6	10/1/2024	Field oxygen	19.6	%vol
SG-VI-0112-4-6	8/14/2023	Lower explosive limit	0	%LEL
SG-VI-0112-4-6	10/12/2023	Lower explosive limit	0	%LEL
SG-VI-0112-4-6	10/1/2024	Lower explosive limit	0	%LEL
SG-VI-0112-4-6	8/14/2023	Photoionization detector	10.1	ppm
SG-VI-0112-4-6	10/12/2023	Photoionization detector	3.3	ppm
SG-VI-0112-4-6	10/1/2024	Photoionization detector	0.8	ppm
SG-VI-0112-9-11	8/14/2023	Field oxygen	20.7	%vol
SG-VI-0112-9-11	10/12/2023	Field oxygen	18.9	%vol
SG-VI-0112-9-11	10/1/2024	Field oxygen	20.3	%vol
SG-VI-0112-9-11	8/14/2023	Lower explosive limit	7	%LEL
SG-VI-0112-9-11	10/12/2023	Lower explosive limit	48	%LEL
SG-VI-0112-9-11	10/1/2024	Lower explosive limit	1000	%LEL
SG-VI-0112-9-11	8/14/2023	Photoionization detector	18.3	ppm
SG-VI-0112-9-11	10/12/2023	Photoionization detector	1.3	ppm
SG-VI-0112-9-11	10/1/2024	Photoionization detector	0.8	ppm
SG-VI-0113-4-6	8/14/2023	Field oxygen	5.4	%vol
SG-VI-0113-4-6	10/12/2023	Field oxygen	20.5	%vol
SG-VI-0113-4-6	10/1/2024	Field oxygen	13.8	%vol
SG-VI-0113-4-6	8/14/2023	Lower explosive limit	0	%LEL
SG-VI-0113-4-6	10/12/2023	Lower explosive limit	0	%LEL
SG-VI-0113-4-6	10/1/2024	Lower explosive limit	0	%LEL
SG-VI-0113-4-6	8/14/2023	Photoionization detector	397.9	ppm
SG-VI-0113-4-6	10/12/2023	Photoionization detector	0	ppm
SG-VI-0113-4-6	10/1/2024	Photoionization detector	3.1	ppm
SG-VI-0113-6-8	10/1/2024	Field oxygen	19.6	%vol
SG-VI-0113-6-8	10/1/2024	Lower explosive limit	0	%LEL
SG-VI-0113-6-8	10/1/2024	Photoionization detector	1.9	ppm

Table B-2. Area 2 Soil-Gas Results (continued)

Sample ID	Sample Date	Parameter	Result	Units
SG-VI-0114-4-6	8/16/2023	Field oxygen	14.2	%vol
SG-VI-0114-4-6	8/16/2023	Lower explosive limit	0	%LEL
SG-VI-0114-4-6	8/16/2023	Photoionization detector	1.4	ppm
SG-VI-0114-9-11	8/16/2023	Field oxygen	17.7	%vol
SG-VI-0114-9-11	8/16/2023	Lower explosive limit	0	%LEL
SG-VI-0114-9-11	8/16/2023	Photoionization detector	0.3	ppm
SG-VI-0115-4-6	8/14/2023	Field oxygen	16.4	%vol
SG-VI-0115-4-6	10/1/2024	Field oxygen	16.8	%vol
SG-VI-0115-4-6	8/14/2023	Lower explosive limit	0	%LEL
SG-VI-0115-4-6	10/1/2024	Lower explosive limit	0	%LEL
SG-VI-0115-4-6	8/14/2023	Photoionization detector	3.7	ppm
SG-VI-0115-4-6	10/1/2024	Photoionization detector	1.0	ppm
SG-VI-0116-9-11	8/3/2023	Field oxygen	13.4	%vol
SG-VI-0116-9-11	8/3/2023	Lower explosive limit	2	%LEL
SG-VI-0116-9-11	8/3/2023	Photoionization detector	0.5	ppm
SG-VI-0117-7-9	8/16/2023	Field oxygen	18.3	%vol
SG-VI-0117-7-9	8/16/2023	Lower explosive limit	3	%LEL
SG-VI-0117-7-9	8/16/2023	Photoionization detector	121.1	ppm
SG-VI-0118-4-6	8/7/2024	Field oxygen	19.9	%vol
SG-VI-0118-4-6	8/7/2024	Lower explosive limit	0	%LEL
SG-VI-0118-4-6	8/7/2024	Photoionization detector	0.8	ppm
SG-VI-0119-4-6	8/7/2024	Field oxygen	19.7	%vol
SG-VI-0119-4-6	8/7/2024	Lower explosive limit	0	%LEL
SG-VI-0119-4-6	8/7/2024	Photoionization detector	0.5	ppm
SG-VI-0119-9-11	8/7/2024	Field oxygen	3.9	%vol
SG-VI-0119-9-11	8/7/2024	Lower explosive limit	0	%LEL
SG-VI-0119-9-11	8/7/2024	Photoionization detector	0.8	ppm
SG-VI-0120-4-6	8/7/2024	Field oxygen	20.5	%vol
SG-VI-0120-4-6	8/7/2024	Lower explosive limit	0	%LEL

Table B-2. Area 2 Soil-Gas Results (continued)

Sample ID	Sample Date	Parameter	Result	Units
SG-VI-0120-4-6	8/7/2024	Photoionization detector	1.0	ppm
SG-VI-0120-9-11	8/7/2024	Field oxygen	18.1	%vol
SG-VI-0120-9-11	8/7/2024	Lower explosive limit	0	%LEL
SG-VI-0120-9-11	8/7/2024	Photoionization detector	0.7	ppm
SG-VI-0121-4-6	8/8/2024	Field oxygen	9.8	%vol
SG-VI-0121-4-6	8/8/2024	Lower explosive limit	0	%LEL
SG-VI-0121-4-6	8/8/2024	Photoionization detector	1.2	ppm
SG-VI-0121-9-11	8/8/2024	Field oxygen	12.3	%vol
SG-VI-0121-9-11	8/8/2024	Lower explosive limit	0	%LEL
SG-VI-0121-9-11	8/8/2024	Photoionization detector	0.3	ppm
SG-VI-0122-4-6	8/8/2024	Field oxygen	5.8	%vol
SG-VI-0122-4-6	10/2/2024	Field oxygen	20.7	%vol
SG-VI-0122-4-6	8/8/2024	Lower explosive limit	0	%LEL
SG-VI-0122-4-6	10/2/2024	Lower explosive limit	0	%LEL
SG-VI-0122-4-6	8/8/2024	Photoionization detector	0.7	ppm
SG-VI-0122-4-6	10/2/2024	Photoionization detector	0.2	ppm
SG-VI-0122-9-11	8/12/2024	Field oxygen	19.3	%vol
SG-VI-0122-9-11	10/2/2024	Field oxygen	20.8	%vol
SG-VI-0122-9-11	8/12/2024	Lower explosive limit	8	%LEL
SG-VI-0122-9-11	10/2/2024	Lower explosive limit	0	%LEL
SG-VI-0122-9-11	8/12/2024	Photoionization detector	4.9	ppm
SG-VI-0122-9-11	10/2/2024	Photoionization detector	0.2	ppm
SG-VI-0123-4-6	8/13/2024	Field oxygen	20.2	%vol
SG-VI-0123-4-6	10/2/2024	Field oxygen	20.7	%vol
SG-VI-0123-4-6	8/13/2024	Lower explosive limit	0	%LEL
SG-VI-0123-4-6	10/2/2024	Lower explosive limit	0	%LEL
SG-VI-0123-4-6	8/13/2024	Photoionization detector	12.5	ppm
SG-VI-0123-4-6	10/2/2024	Photoionization detector	0.5	ppm
SG-VI-0124-4-6	8/13/2024	Field oxygen	16.6	%vol

Table B-2. Area 2 Soil-Gas Results (continued)

Sample ID	Sample Date	Parameter	Result	Units
SG-VI-0124-4-6	10/2/2024	Field oxygen	17.9	%vol
SG-VI-0124-4-6	8/13/2024	Lower explosive limit	1	%LEL
SG-VI-0124-4-6	10/2/2024	Lower explosive limit	0	%LEL
SG-VI-0124-4-6	8/13/2024	Photoionization detector	9.8	ppm
SG-VI-0124-4-6	10/2/2024	Photoionization detector	5.3	ppm

Abbreviations:
%LEL = percent lower explosive limit
ppm = parts per million
%vol = percent volume

Table B-3. Area 3 Soil-Gas Results

Sample ID	Sample Date	Analyte	Result (µg/m³)	Validation Qualifier	Laboratory Qualifiers	Method Detection Limit (µg/m³)	Reporting Detection Limit (µg/m³)	Sample Type
SG-VI-0201-4-6	8/22/2023	1,1,1-Trichloroethane	< 0.22		U	0.22	1.1	D
SG-VI-0201-4-6	8/22/2023	1,2-Dichloroethane	< 0.2		U	0.2	0.85	D
SG-VI-0201-4-6	8/22/2023	2-Butanone	25			0.31	3.1	D
SG-VI-0201-4-6	8/22/2023	2-Hexanone	2.1		J	0.97	4.3	D
SG-VI-0201-4-6	8/22/2023	Benzene	25	J		0.099	0.67	D
SG-VI-0201-4-6	8/22/2023	Carbon tetrachloride	< 0.28		U	0.28	1.3	D
SG-VI-0201-4-6	8/22/2023	Chloroform	< 0.22		U	0.22	1	D
SG-VI-0201-4-6	8/22/2023	Ethylbenzene	22	J	J	14	59	F
SG-VI-0201-4-6	8/22/2023	m,p-Xylene	26	J	J	8.5	120	F
SG-VI-0201-4-6	8/22/2023	m,p-Xylene	22	J		0.39	0.91	D
SG-VI-0201-4-6	8/22/2023	Naphthalene	3.1	J		0.66	2.2	D
SG-VI-0201-4-6	8/22/2023	o-Xylene	5.9			0.28	0.91	D
SG-VI-0201-4-6	8/22/2023	Tetrachloroethene	< 1.2	U	J	0.34	1.4	D
SG-VI-0201-4-6	8/22/2023	Toluene	58		J	13	100	F
SG-VI-0201-4-6	8/22/2023	Toluene	48			0.14	0.79	D
SG-VI-0201-4-6	8/22/2023	Trichloroethene	< 0.13		U	0.13	1.1	D
SG-VI-0201-4-6	8/22/2023	Vinyl chloride	< 0.13		U	0.13	0.54	D
SG-VI-0201-9-11	8/22/2023	1,1,1-Trichloroethane	< 3.2		U	3.2	13	F
SG-VI-0201-9-11	8/22/2023	1,2-Dichloroethane	< 3.3		U	3.3	9.6	F
SG-VI-0201-9-11	8/22/2023	2-Butanone	30			4.7	28	F
SG-VI-0201-9-11	8/22/2023	2-Hexanone	< 11		U	11	39	F
SG-VI-0201-9-11	8/22/2023	Benzene	10	J		1.8	7.6	F
SG-VI-0201-9-11	8/22/2023	Carbon tetrachloride	< 4.8		U	4.8	15	F
SG-VI-0201-9-11	8/22/2023	Chloroform	< 2.6		U	2.6	12	F
SG-VI-0201-9-11	8/22/2023	Ethylbenzene	4.5	J	J	2.5	10	F
SG-VI-0201-9-11	8/22/2023	m,p-Xylene	< 5.3	U	J	1.5	21	F
SG-VI-0201-9-11	8/22/2023	Naphthalene	< 2		U	2	25	F
SG-VI-0201-9-11	8/22/2023	o-Xylene	< 2.5		U	2.5	10	F

Table B-3. Area 3 Soil-Gas Results (continued)

Sample ID	Sample Date	Analyte	Result (µg/m³)	Validation Qualifier	Laboratory Qualifiers	Method Detection Limit (µg/m³)	Reporting Detection Limit (µg/m³)	Sample Type
SG-VI-0201-9-11	8/22/2023	Tetrachloroethene	< 4.2		U	4.2	16	F
SG-VI-0201-9-11	8/22/2023	Toluene	17	J	J	2.2	18	F
SG-VI-0201-9-11	8/22/2023	Trichloroethene	< 3.8		U	3.8	13	F
SG-VI-0201-9-11	8/22/2023	Vinyl chloride	< 5.1		U	5.1	6.1	F
SG-VI-0202-4-6	8/30/2023	1,1,1-Trichloroethane	< 0.19		U	0.19	1.1	F
SG-VI-0202-4-6	8/30/2023	1,2-Dichloroethane	< 0.16		U	0.16	0.81	F
SG-VI-0202-4-6	8/30/2023	2-Butanone	100			0.28	3	F
SG-VI-0202-4-6	8/30/2023	2-Hexanone	< 1	U	J	0.63	4.1	F
SG-VI-0202-4-6	8/30/2023	Benzene	9.2	J		0.082	0.64	F
SG-VI-0202-4-6	8/30/2023	Carbon tetrachloride	< 0.36	U	J	0.27	1.3	F
SG-VI-0202-4-6	8/30/2023	Chloroform	< 0.17		U	0.17	0.98	F
SG-VI-0202-4-6	8/30/2023	Ethylbenzene	4.3			0.18	0.87	F
SG-VI-0202-4-6	8/30/2023	m,p-Xylene	3.4			0.085	0.87	F
SG-VI-0202-4-6	8/30/2023	Naphthalene	< 0.91	U	J	0.18	2.1	F
SG-VI-0202-4-6	8/30/2023	o-Xylene	2.1			0.14	0.87	F
SG-VI-0202-4-6	8/30/2023	Tetrachloroethene	1.2	J	J	0.083	1.4	F
SG-VI-0202-4-6	8/30/2023	Toluene	21			0.11	0.76	F
SG-VI-0202-4-6	8/30/2023	Trichloroethene	< 0.31		U	0.31	1.1	F
SG-VI-0202-4-6	8/30/2023	Vinyl chloride	< 0.06		U	0.06	0.51	F
SG-VI-0202-9-11	8/30/2023	1,1,1-Trichloroethane	< 1		U	1	5.9	F
SG-VI-0202-9-11	8/30/2023	1,2-Dichloroethane	< 0.83		U	0.83	4.4	F
SG-VI-0202-9-11	8/30/2023	2-Butanone	15		J	1.5	16	F
SG-VI-0202-9-11	8/30/2023	2-Hexanone	< 3.4		U	3.4	22	F
SG-VI-0202-9-11	8/30/2023	Benzene	17	J		0.44	3.4	F
SG-VI-0202-9-11	8/30/2023	Carbon tetrachloride	< 1.4		U	1.4	6.8	F
SG-VI-0202-9-11	8/30/2023	Chloroform	< 0.93		U	0.93	5.3	F
SG-VI-0202-9-11	8/30/2023	Ethylbenzene	6.7			0.98	4.7	F
SG-VI-0202-9-11	8/30/2023	m,p-Xylene	6.4	J		0.46	4.7	F

Table B-3. Area 3 Soil-Gas Results (continued)

Sample ID	Sample Date	Analyte	Result (µg/m³)	Validation Qualifier	Laboratory Qualifiers	Method Detection Limit (µg/m³)	Reporting Detection Limit (µg/m³)	Sample Type
SG-VI-0202-9-11	8/30/2023	Naphthalene	4.6	J	J	0.95	11	F
SG-VI-0202-9-11	8/30/2023	o-Xylene	2.8	J	J	0.77	4.7	F
SG-VI-0202-9-11	8/30/2023	Tetrachloroethene	< 0.45		U	0.45	7.3	F
SG-VI-0202-9-11	8/30/2023	Toluene	23			0.58	4.1	F
SG-VI-0202-9-11	8/30/2023	Trichloroethene	< 1.7		U	1.7	5.8	F
SG-VI-0202-9-11	8/30/2023	Vinyl chloride	< 0.32		U	0.32	2.8	F
SG-VI-0203-4-6	8/22/2023	1,1,1-Trichloroethane	< 0.38		U	0.38	2	F
SG-VI-0203-4-6	10/24/2023	1,1,1-Trichloroethane	< 0.19		U	0.19	1.1	F
SG-VI-0203-4-6	8/22/2023	1,2-Dichloroethane	< 0.35		U	0.35	1.4	F
SG-VI-0203-4-6	10/24/2023	1,2-Dichloroethane	< 0.15		U	0.15	0.8	F
SG-VI-0203-4-6	8/22/2023	2-Butanone	40			0.53	5.3	F
SG-VI-0203-4-6	10/24/2023	2-Butanone	45			0.27	2.9	F
SG-VI-0203-4-6	8/22/2023	2-Hexanone	5.7	J	J	1.6	7.4	F
SG-VI-0203-4-6	10/24/2023	2-Hexanone	7.9			0.62	4	F
SG-VI-0203-4-6	8/22/2023	Benzene	78			0.17	1.2	F
SG-VI-0203-4-6	10/24/2023	Benzene	36			0.08	0.63	F
SG-VI-0203-4-6	8/22/2023	Carbon tetrachloride	< 0.47		U	0.47	2.3	F
SG-VI-0203-4-6	10/24/2023	Carbon tetrachloride	< 0.44	U	J	0.26	1.2	F
SG-VI-0203-4-6	8/22/2023	Chloroform	< 0.38		U	0.38	1.8	F
SG-VI-0203-4-6	10/24/2023	Chloroform	< 0.17		U	0.17	0.96	F
SG-VI-0203-4-6	8/22/2023	Ethylbenzene	27			0.36	1.6	F
SG-VI-0203-4-6	10/24/2023	Ethylbenzene	14			0.18	0.86	F
SG-VI-0203-4-6	8/22/2023	m,p-Xylene	27			0.66	1.6	F
SG-VI-0203-4-6	10/24/2023	m,p-Xylene	15			0.083	0.86	F
SG-VI-0203-4-6	8/22/2023	Naphthalene	2.6	J	J	1.1	3.8	F
SG-VI-0203-4-6	10/24/2023	Naphthalene	4			0.17	2.1	F
SG-VI-0203-4-6	8/22/2023	o-Xylene	13			0.48	1.6	F
SG-VI-0203-4-6	10/24/2023	o-Xylene	9.6			0.14	0.86	F

Table B-3. Area 3 Soil-Gas Results (continued)

Sample ID	Sample Date	Analyte	Result (µg/m³)	Validation Qualifier	Laboratory Qualifiers	Method Detection Limit (µg/m³)	Reporting Detection Limit (µg/m³)	Sample Type
SG-VI-0203-4-6	8/22/2023	Tetrachloroethene	< 0.8	U	J	0.59	2.4	F
SG-VI-0203-4-6	10/24/2023	Tetrachloroethene	< 0.43	U	J	0.081	1.3	F
SG-VI-0203-4-6	8/22/2023	Toluene	100			0.24	1.4	F
SG-VI-0203-4-6	10/24/2023	Toluene	56			0.1	0.74	F
SG-VI-0203-4-6	8/22/2023	Trichloroethene	< 0.23		U	0.23	1.9	F
SG-VI-0203-4-6	10/24/2023	Trichloroethene	< 0.3		U	0.3	1	F
SG-VI-0203-4-6	8/22/2023	Vinyl chloride	< 0.22		U	0.22	0.92	F
SG-VI-0203-4-6	10/24/2023	Vinyl chloride	< 0.059		U	0.059	0.5	F
SG-VI-0203-9-11	8/22/2023	1,1,1-Trichloroethane	< 1.8		U	1.8	9.2	F
SG-VI-0203-9-11	8/22/2023	1,2-Dichloroethane	< 1.6		U	1.6	6.8	F
SG-VI-0203-9-11	8/22/2023	2-Butanone	21		J	2.5	25	F
SG-VI-0203-9-11	8/22/2023	2-Hexanone	< 7.7		U	7.7	34	F
SG-VI-0203-9-11	8/22/2023	Benzene	24	J		0.79	5.4	F
SG-VI-0203-9-11	8/22/2023	Carbon tetrachloride	< 2.2		U	2.2	10	F
SG-VI-0203-9-11	8/22/2023	Chloroform	< 1.8		U	1.8	8.2	F
SG-VI-0203-9-11	8/22/2023	Ethylbenzene	4.2		J	1.7	7.3	F
SG-VI-0203-9-11	8/22/2023	m,p-Xylene	4		J	3.1	7.3	F
SG-VI-0203-9-11	8/22/2023	Naphthalene	< 5.3		U	5.3	18	F
SG-VI-0203-9-11	8/22/2023	o-Xylene	2.3		J	2.2	7.3	F
SG-VI-0203-9-11	8/22/2023	Tetrachloroethene	< 2.8		U	2.8	11	F
SG-VI-0203-9-11	8/22/2023	Toluene	29			1.1	6.3	F
SG-VI-0203-9-11	8/22/2023	Trichloroethene	< 1		U	1	9	F
SG-VI-0203-9-11	8/22/2023	Vinyl chloride	< 1		U	1	4.3	F
SG-VI-0204-4-6	8/23/2023	1,1,1-Trichloroethane	< 0.58		U	0.58	3	F
SG-VI-0204-4-6	8/23/2023	1,2-Dichloroethane	< 0.54		U	0.54	2.2	F
SG-VI-0204-4-6	8/23/2023	2-Butanone	33			0.81	8.1	F
SG-VI-0204-4-6	8/23/2023	2-Hexanone	< 2.5		U	2.5	11	F
SG-VI-0204-4-6	8/23/2023	Benzene	14	J		0.26	1.8	F

Table B-3. Area 3 Soil-Gas Results (continued)

Sample ID	Sample Date	Analyte	Result (µg/m³)	Validation Qualifier	Laboratory Qualifiers	Method Detection Limit (µg/m³)	Reporting Detection Limit (µg/m³)	Sample Type
SG-VI-0204-4-6	8/23/2023	Carbon tetrachloride	< 0.72		U	0.72	3.4	F
SG-VI-0204-4-6	8/23/2023	Chloroform	< 0.58		U	0.58	2.7	F
SG-VI-0204-4-6	8/23/2023	Ethylbenzene	13			0.55	2.4	F
SG-VI-0204-4-6	8/23/2023	m,p-Xylene	16			1	2.4	F
SG-VI-0204-4-6	8/23/2023	Naphthalene	< 1.7		U	1.7	5.7	F
SG-VI-0204-4-6	8/23/2023	o-Xylene	6.7			0.73	2.4	F
SG-VI-0204-4-6	8/23/2023	Tetrachloroethene	< 0.9		U	0.9	3.7	F
SG-VI-0204-4-6	8/23/2023	Toluene	48			0.36	2.1	F
SG-VI-0204-4-6	8/23/2023	Trichloroethene	< 0.34		U	0.34	2.9	F
SG-VI-0204-4-6	8/23/2023	Vinyl chloride	< 0.33		U	0.33	1.4	F
SG-VI-0204-9-11	8/23/2023	1,1,1-Trichloroethane	< 5.4		U	5.4	22	F
SG-VI-0204-9-11	10/24/2023	1,1,1-Trichloroethane	< 3.2		U	3.2	18	F
SG-VI-0204-9-11	8/23/2023	1,2-Dichloroethane	< 5.7		U	5.7	16	F
SG-VI-0204-9-11	10/24/2023	1,2-Dichloroethane	< 2.6		U	2.6	13	F
SG-VI-0204-9-11	8/23/2023	2-Butanone	48			8.1	48	F
SG-VI-0204-9-11	10/24/2023	2-Butanone	< 4.6		U	4.6	49	F
SG-VI-0204-9-11	8/23/2023	2-Hexanone	< 19		U	19	67	F
SG-VI-0204-9-11	10/24/2023	2-Hexanone	< 10		U	10	68	F
SG-VI-0204-9-11	8/23/2023	Benzene	73	J		3.1	13	F
SG-VI-0204-9-11	10/24/2023	Benzene	78	J		1.4	11	F
SG-VI-0204-9-11	8/23/2023	Carbon tetrachloride	< 8.2		U	8.2	26	F
SG-VI-0204-9-11	10/24/2023	Carbon tetrachloride	< 4.4		U	4.4	21	F
SG-VI-0204-9-11	8/23/2023	Chloroform	< 4.5		U	4.5	20	F
SG-VI-0204-9-11	10/24/2023	Chloroform	< 2.9		U	2.9	16	F
SG-VI-0204-9-11	8/23/2023	Ethylbenzene	26			4.2	18	F
SG-VI-0204-9-11	10/24/2023	Ethylbenzene	32			3	14	F
SG-VI-0204-9-11	8/23/2023	m,p-Xylene	29		J	2.5	35	F
SG-VI-0204-9-11	10/24/2023	m,p-Xylene	29			1.4	14	F

Table B-3. Area 3 Soil-Gas Results (continued)

Sample ID	Sample Date	Analyte	Result (µg/m³)	Validation Qualifier	Laboratory Qualifiers	Method Detection Limit (µg/m³)	Reporting Detection Limit (µg/m³)	Sample Type
SG-VI-0204-9-11	8/23/2023	Naphthalene	< 3.4		U	3.4	43	F
SG-VI-0204-9-11	10/24/2023	Naphthalene	< 2.9		U	2.9	35	F
SG-VI-0204-9-11	8/23/2023	o-Xylene	14		J	4.2	18	F
SG-VI-0204-9-11	10/24/2023	o-Xylene	13		J	2.4	14	F
SG-VI-0204-9-11	8/23/2023	Tetrachloroethene	< 7.1		U	7.1	28	F
SG-VI-0204-9-11	10/24/2023	Tetrachloroethene	< 1.4		U	1.4	22	F
SG-VI-0204-9-11	8/23/2023	Toluene	100			3.8	31	F
SG-VI-0204-9-11	10/24/2023	Toluene	100			1.8	12	F
SG-VI-0204-9-11	8/23/2023	Trichloroethene	< 6.6		U	6.6	22	F
SG-VI-0204-9-11	10/24/2023	Trichloroethene	< 5.1		U	5.1	18	F
SG-VI-0204-9-11	8/23/2023	Vinyl chloride	< 8.7		U	8.7	10	F
SG-VI-0204-9-11	10/24/2023	Vinyl chloride	4.4	J	J	0.99	8.5	F
SG-VI-0205-4-6	8/30/2023	1,1,1-Trichloroethane	< 0.95		U	0.95	5.4	F
SG-VI-0205-4-6	8/30/2023	1,1,1-Trichloroethane	< 0.24		U	0.24	1.3	D
SG-VI-0205-4-6	10/23/2023	1,1,1-Trichloroethane	< 0.22		U	0.22	1.2	F
SG-VI-0205-4-6	10/23/2023	1,1,1-Trichloroethane	< 0.22		U	0.22	1.2	D
SG-VI-0205-4-6	8/30/2023	1,2-Dichloroethane	< 0.76		U	0.76	4	F
SG-VI-0205-4-6	8/30/2023	1,2-Dichloroethane	< 0.19		U	0.19	0.99	D
SG-VI-0205-4-6	10/23/2023	1,2-Dichloroethane	< 0.18		U	0.18	0.92	F
SG-VI-0205-4-6	10/23/2023	1,2-Dichloroethane	< 0.17		U	0.17	0.91	D
SG-VI-0205-4-6	8/30/2023	2-Butanone	150	J		1.4	14	F
SG-VI-0205-4-6	8/30/2023	2-Butanone	110	J		0.34	3.6	D
SG-VI-0205-4-6	10/23/2023	2-Butanone	120	J		0.31	3.3	F
SG-VI-0205-4-6	10/23/2023	2-Butanone	90	J		0.31	3.3	D
SG-VI-0205-4-6	8/30/2023	2-Hexanone	3.5	J	J	3.1	20	F
SG-VI-0205-4-6	8/30/2023	2-Hexanone	2.8		J	0.77	5	D
SG-VI-0205-4-6	10/23/2023	2-Hexanone	1.9	J	J	0.71	4.6	F
SG-VI-0205-4-6	10/23/2023	2-Hexanone	1.3		J	0.71	4.6	D

Table B-3. Area 3 Soil-Gas Results (continued)

Sample ID	Sample Date	Analyte	Result (µg/m³)	Validation Qualifier	Laboratory Qualifiers	Method Detection Limit (µg/m³)	Reporting Detection Limit (µg/m³)	Sample Type
SG-VI-0205-4-6	8/30/2023	Benzene	130	J		0.4	3.2	F
SG-VI-0205-4-6	8/30/2023	Benzene	36	J		0.1	0.78	D
SG-VI-0205-4-6	10/23/2023	Benzene	34	J		0.092	0.72	F
SG-VI-0205-4-6	10/23/2023	Benzene	13	J		0.092	0.72	D
SG-VI-0205-4-6	8/30/2023	Carbon tetrachloride	< 1.3		U	1.3	6.2	F
SG-VI-0205-4-6	8/30/2023	Carbon tetrachloride	< 0.33		U	0.33	1.5	D
SG-VI-0205-4-6	10/23/2023	Carbon tetrachloride	< 0.3		U	0.3	1.4	F
SG-VI-0205-4-6	10/23/2023	Carbon tetrachloride	< 0.3		U	0.3	1.4	D
SG-VI-0205-4-6	8/30/2023	Chloroform	< 0.85		U	0.85	4.8	F
SG-VI-0205-4-6	8/30/2023	Chloroform	< 0.21		U	0.21	1.2	D
SG-VI-0205-4-6	10/23/2023	Chloroform	< 0.2		U	0.2	1.1	F
SG-VI-0205-4-6	10/23/2023	Chloroform	< 0.19		U	0.19	1.1	D
SG-VI-0205-4-6	8/30/2023	Ethylbenzene	60	J		0.9	4.3	F
SG-VI-0205-4-6	8/30/2023	Ethylbenzene	15	J		0.22	1.1	D
SG-VI-0205-4-6	10/23/2023	Ethylbenzene	20	J		0.21	0.98	F
SG-VI-0205-4-6	10/23/2023	Ethylbenzene	6.6	J		0.2	0.98	D
SG-VI-0205-4-6	8/30/2023	m,p-Xylene	53	J		0.42	4.3	F
SG-VI-0205-4-6	8/30/2023	m,p-Xylene	14	J		0.1	1.1	D
SG-VI-0205-4-6	10/23/2023	m,p-Xylene	24	J		0.096	0.98	F
SG-VI-0205-4-6	10/23/2023	m,p-Xylene	8.5	J		0.096	0.98	D
SG-VI-0205-4-6	8/30/2023	Naphthalene	2.8	J	J	0.87	10	F
SG-VI-0205-4-6	8/30/2023	Naphthalene	2.5		J	0.22	2.6	D
SG-VI-0205-4-6	10/23/2023	Naphthalene	0.53	J	J	0.2	2.4	F
SG-VI-0205-4-6	10/23/2023	Naphthalene	1.1		J	0.2	2.4	D
SG-VI-0205-4-6	8/30/2023	o-Xylene	26	J		0.7	4.3	F
SG-VI-0205-4-6	8/30/2023	o-Xylene	8.1	J		0.17	1.1	D
SG-VI-0205-4-6	10/23/2023	o-Xylene	12	J		0.16	0.98	F
SG-VI-0205-4-6	10/23/2023	o-Xylene	4.6	J		0.16	0.98	D

Table B-3. Area 3 Soil-Gas Results (continued)

Sample ID	Sample Date	Analyte	Result (µg/m³)	Validation Qualifier	Laboratory Qualifiers	Method Detection Limit (µg/m³)	Reporting Detection Limit (µg/m³)	Sample Type
SG-VI-0205-4-6	8/30/2023	Tetrachloroethene	< 1.9	U	J	0.41	6.7	F
SG-VI-0205-4-6	8/30/2023	Tetrachloroethene	1.7	J		0.1	1.7	D
SG-VI-0205-4-6	10/23/2023	Tetrachloroethene	18	J		0.094	1.5	F
SG-VI-0205-4-6	10/23/2023	Tetrachloroethene	1.6	J		0.093	1.5	D
SG-VI-0205-4-6	8/30/2023	Toluene	180	J		0.53	3.7	F
SG-VI-0205-4-6	8/30/2023	Toluene	48	J		0.13	0.92	D
SG-VI-0205-4-6	10/23/2023	Toluene	64	J		0.12	0.86	F
SG-VI-0205-4-6	10/23/2023	Toluene	22	J		0.12	0.85	D
SG-VI-0205-4-6	8/30/2023	Trichloroethene	< 2.1	U	J	1.5	5.3	F
SG-VI-0205-4-6	8/30/2023	Trichloroethene	1.6	J		0.38	1.3	D
SG-VI-0205-4-6	10/23/2023	Trichloroethene	< 1.1	U	J	0.35	1.2	F
SG-VI-0205-4-6	10/23/2023	Trichloroethene	1.5	J		0.35	1.2	D
SG-VI-0205-4-6	8/30/2023	Vinyl chloride	1.3	J	J	0.3	2.5	F
SG-VI-0205-4-6	8/30/2023	Vinyl chloride	1.6			0.073	0.63	D
SG-VI-0205-4-6	10/23/2023	Vinyl chloride	0.7	J		0.068	0.58	F
SG-VI-0205-4-6	10/23/2023	Vinyl chloride	0.87	J		0.067	0.58	D
SG-VI-0205-9-11	8/30/2023	1,1,1-Trichloroethane	< 0.2		U	0.2	1.1	F
SG-VI-0205-9-11	8/30/2023	1,2-Dichloroethane	< 0.16		U	0.16	0.83	F
SG-VI-0205-9-11	8/30/2023	2-Butanone	43			0.28	3	F
SG-VI-0205-9-11	8/30/2023	2-Hexanone	5.8			0.64	4.2	F
SG-VI-0205-9-11	8/30/2023	Benzene	7.9	J		0.084	0.65	F
SG-VI-0205-9-11	8/30/2023	Carbon tetrachloride	< 0.4	U	J	0.28	1.3	F
SG-VI-0205-9-11	8/30/2023	Chloroform	< 0.18		U	0.18	1	F
SG-VI-0205-9-11	8/30/2023	Ethylbenzene	4.3			0.19	0.89	F
SG-VI-0205-9-11	8/30/2023	m,p-Xylene	5.2			0.087	0.89	F
SG-VI-0205-9-11	8/30/2023	Naphthalene	2.3			0.18	2.1	F
SG-VI-0205-9-11	8/30/2023	o-Xylene	2.7			0.14	0.89	F
SG-VI-0205-9-11	8/30/2023	Tetrachloroethene	0.17	J	J	0.085	1.4	F

Table B-3. Area 3 Soil-Gas Results (continued)

Sample ID	Sample Date	Analyte	Result (µg/m³)	Validation Qualifier	Laboratory Qualifiers	Method Detection Limit (µg/m³)	Reporting Detection Limit (µg/m³)	Sample Type
SG-VI-0205-9-11	8/30/2023	Toluene	29			0.11	0.77	F
SG-VI-0205-9-11	8/30/2023	Trichloroethene	< 0.32		U	0.32	1.1	F
SG-VI-0205-9-11	8/30/2023	Vinyl chloride	< 0.061		U	0.061	0.52	F
SG-VI-0206-4-6	8/28/2023	1,1,1-Trichloroethane	< 0.22		U	0.22	1.2	F
SG-VI-0206-4-6	8/28/2023	1,2-Dichloroethane	< 0.18		U	0.18	0.93	F
SG-VI-0206-4-6	8/28/2023	2-Butanone	24			0.32	3.4	F
SG-VI-0206-4-6	8/28/2023	2-Hexanone	1.6	J	J	0.72	4.7	F
SG-VI-0206-4-6	8/28/2023	Benzene	11	J		0.094	0.73	F
SG-VI-0206-4-6	8/28/2023	Carbon tetrachloride	< 0.31		U	0.31	1.4	F
SG-VI-0206-4-6	8/28/2023	Chloroform	< 0.53	U	J	0.2	1.1	F
SG-VI-0206-4-6	8/28/2023	Ethylbenzene	5.7			0.21	1	F
SG-VI-0206-4-6	8/28/2023	m,p-Xylene	5.9			0.097	1	F
SG-VI-0206-4-6	8/28/2023	Naphthalene	1.1		J	0.2	2.4	F
SG-VI-0206-4-6	8/28/2023	o-Xylene	2.9			0.16	1	F
SG-VI-0206-4-6	8/28/2023	Tetrachloroethene	< 2.1	U		0.095	1.6	F
SG-VI-0206-4-6	8/28/2023	Toluene	16			0.12	0.87	F
SG-VI-0206-4-6	8/28/2023	Trichloroethene	7.3			0.36	1.2	F
SG-VI-0206-4-6	8/28/2023	Vinyl chloride	< 0.069		U	0.069	0.59	F
SG-VI-0206-9-11	8/28/2023	1,1,1-Trichloroethane	< 0.56		U	0.56	3.2	F
SG-VI-0206-9-11	8/28/2023	1,2-Dichloroethane	< 0.45		U	0.45	2.4	F
SG-VI-0206-9-11	8/28/2023	2-Butanone	26			0.81	8.7	F
SG-VI-0206-9-11	8/28/2023	2-Hexanone	< 1.8		U	1.8	12	F
SG-VI-0206-9-11	8/28/2023	Benzene	24	J		0.24	1.9	F
SG-VI-0206-9-11	8/28/2023	Carbon tetrachloride	< 0.79		U	0.79	3.7	F
SG-VI-0206-9-11	8/28/2023	Chloroform	< 0.51		U	0.51	2.9	F
SG-VI-0206-9-11	8/28/2023	Ethylbenzene	9.9	J		0.53	2.6	F
SG-VI-0206-9-11	8/28/2023	m,p-Xylene	7.8	J		0.25	2.6	F
SG-VI-0206-9-11	8/28/2023	Naphthalene	1.3	J	J	0.52	6.2	F

Table B-3. Area 3 Soil-Gas Results (continued)

Sample ID	Sample Date	Analyte	Result (µg/m³)	Validation Qualifier	Laboratory Qualifiers	Method Detection Limit (µg/m³)	Reporting Detection Limit (µg/m³)	Sample Type
SG-VI-0206-9-11	8/28/2023	o-Xylene	4.7			0.42	2.6	F
SG-VI-0206-9-11	8/28/2023	Tetrachloroethene	< 0.24		U	0.24	4	F
SG-VI-0206-9-11	8/28/2023	Toluene	30			0.32	2.2	F
SG-VI-0206-9-11	8/28/2023	Trichloroethene	< 0.91		U	0.91	3.2	F
SG-VI-0206-9-11	8/28/2023	Vinyl chloride	< 0.18		U	0.18	1.5	F
SG-VI-0207-4-6	8/28/2023	1,1,1-Trichloroethane	< 0.56		U	0.56	3.2	F
SG-VI-0207-4-6	10/25/2023	1,1,1-Trichloroethane	< 0.88	U	J	0.18	1	F
SG-VI-0207-4-6	8/28/2023	1,2-Dichloroethane	< 0.45		U	0.45	2.4	F
SG-VI-0207-4-6	10/25/2023	1,2-Dichloroethane	< 0.15		U	0.15	0.78	F
SG-VI-0207-4-6	8/28/2023	2-Butanone	37			0.8	8.6	F
SG-VI-0207-4-6	10/25/2023	2-Butanone	17			0.26	2.8	F
SG-VI-0207-4-6	8/28/2023	2-Hexanone	< 3.8	U	J	1.8	12	F
SG-VI-0207-4-6	10/25/2023	2-Hexanone	2.2	J	J	0.6	3.9	F
SG-VI-0207-4-6	8/28/2023	Benzene	140			0.24	1.8	F
SG-VI-0207-4-6	10/25/2023	Benzene	21			0.078	0.61	F
SG-VI-0207-4-6	8/28/2023	Carbon tetrachloride	< 0.78		U	0.78	3.7	F
SG-VI-0207-4-6	10/25/2023	Carbon tetrachloride	< 0.26		U	0.26	1.2	F
SG-VI-0207-4-6	8/28/2023	Chloroform	12	J		0.5	2.8	F
SG-VI-0207-4-6	10/25/2023	Chloroform	76			0.16	0.94	F
SG-VI-0207-4-6	8/28/2023	Ethylbenzene	77			0.53	2.5	F
SG-VI-0207-4-6	10/25/2023	Ethylbenzene	14			0.17	0.83	F
SG-VI-0207-4-6	8/28/2023	m,p-Xylene	89			0.25	2.5	F
SG-VI-0207-4-6	10/25/2023	m,p-Xylene	7.5			0.081	0.83	F
SG-VI-0207-4-6	8/28/2023	Naphthalene	1.6	J	J	0.51	6.1	F
SG-VI-0207-4-6	10/25/2023	Naphthalene	1.5		J	0.17	2	F
SG-VI-0207-4-6	8/28/2023	o-Xylene	42			0.41	2.5	F
SG-VI-0207-4-6	10/25/2023	o-Xylene	3.5			0.14	0.83	F
SG-VI-0207-4-6	8/28/2023	Tetrachloroethene	< 3.8	U	J	0.24	3.9	F

Table B-3. Area 3 Soil-Gas Results (continued)

Sample ID	Sample Date	Analyte	Result (µg/m³)	Validation Qualifier	Laboratory Qualifiers	Method Detection Limit (µg/m³)	Reporting Detection Limit (µg/m³)	Sample Type
SG-VI-0207-4-6	10/25/2023	Tetrachloroethene	8.4	J		0.079	1.3	F
SG-VI-0207-4-6	8/28/2023	Toluene	200			0.31	2.2	F
SG-VI-0207-4-6	10/25/2023	Toluene	28			0.1	0.72	F
SG-VI-0207-4-6	8/28/2023	Trichloroethene	< 0.9		U	0.9	3.1	F
SG-VI-0207-4-6	10/25/2023	Trichloroethene	< 1	U		0.3	1	F
SG-VI-0207-4-6	8/28/2023	Vinyl chloride	5.9			0.17	1.5	F
SG-VI-0207-4-6	10/25/2023	Vinyl chloride	< 0.057		U	0.057	0.49	F
SG-VI-0207-9-11	8/28/2023	1,1,1-Trichloroethane	< 0.99		U	0.99	5.6	F
SG-VI-0207-9-11	10/25/2023	1,1,1-Trichloroethane	< 4.2		U	4.2	24	F
SG-VI-0207-9-11	8/28/2023	1,2-Dichloroethane	< 0.8		U	0.8	4.2	F
SG-VI-0207-9-11	10/25/2023	1,2-Dichloroethane	< 3.4		U	3.4	18	F
SG-VI-0207-9-11	8/28/2023	2-Butanone	56			1.4	15	F
SG-VI-0207-9-11	10/25/2023	2-Butanone	32	J	J	6.1	65	F
SG-VI-0207-9-11	8/28/2023	2-Hexanone	< 5.2	U	J	3.2	21	F
SG-VI-0207-9-11	10/25/2023	2-Hexanone	< 14		U	14	90	F
SG-VI-0207-9-11	8/28/2023	Benzene	59	J		0.42	3.3	F
SG-VI-0207-9-11	10/25/2023	Benzene	< 50	U		1.8	14	F
SG-VI-0207-9-11	8/28/2023	Carbon tetrachloride	< 1.4		U	1.4	6.5	F
SG-VI-0207-9-11	10/25/2023	Carbon tetrachloride	< 5.9		U	5.9	28	F
SG-VI-0207-9-11	8/28/2023	Chloroform	< 0.89		U	0.89	5	F
SG-VI-0207-9-11	10/25/2023	Chloroform	< 3.8		U	3.8	22	F
SG-VI-0207-9-11	8/28/2023	Ethylbenzene	25			0.94	4.5	F
SG-VI-0207-9-11	10/25/2023	Ethylbenzene	22			4	19	F
SG-VI-0207-9-11	8/28/2023	m,p-Xylene	21	J		0.44	4.5	F
SG-VI-0207-9-11	10/25/2023	m,p-Xylene	18	J	J	1.9	19	F
SG-VI-0207-9-11	8/28/2023	Naphthalene	2.8	J	J	0.91	11	F
SG-VI-0207-9-11	10/25/2023	Naphthalene	< 3.9		U	3.9	46	F
SG-VI-0207-9-11	8/28/2023	o-Xylene	8.4			0.73	4.5	F

Table B-3. Area 3 Soil-Gas Results (continued)

Sample ID	Sample Date	Analyte	Result (µg/m³)	Validation Qualifier	Laboratory Qualifiers	Method Detection Limit (µg/m³)	Reporting Detection Limit (µg/m³)	Sample Type
SG-VI-0207-9-11	10/25/2023	o-Xylene	8.4		J	3.1	19	F
SG-VI-0207-9-11	8/28/2023	Tetrachloroethene	< 0.53	U	J	0.42	7	F
SG-VI-0207-9-11	10/25/2023	Tetrachloroethene	< 1.8		U	1.8	30	F
SG-VI-0207-9-11	8/28/2023	Toluene	73			0.55	3.9	F
SG-VI-0207-9-11	10/25/2023	Toluene	64			2.4	17	F
SG-VI-0207-9-11	8/28/2023	Trichloroethene	< 1.6		U	1.6	5.5	F
SG-VI-0207-9-11	10/25/2023	Trichloroethene	< 6.8		U	6.8	24	F
SG-VI-0207-9-11	8/28/2023	Vinyl chloride	6.2			0.31	2.6	F
SG-VI-0207-9-11	10/25/2023	Vinyl chloride	< 1.3		U	1.3	11	F
SG-VI-0208-4-6	8/29/2023	1,1,1-Trichloroethane	< 0.67		U	0.67	3.8	F
SG-VI-0208-4-6	10/25/2023	1,1,1-Trichloroethane	< 0.19		U	0.19	1.1	F
SG-VI-0208-4-6	8/29/2023	1,2-Dichloroethane	< 0.54		U	0.54	2.8	F
SG-VI-0208-4-6	10/25/2023	1,2-Dichloroethane	< 0.16		U	0.16	0.82	F
SG-VI-0208-4-6	8/29/2023	2-Butanone	89			0.96	10	F
SG-VI-0208-4-6	10/25/2023	2-Butanone	6.3			0.28	3	F
SG-VI-0208-4-6	8/29/2023	2-Hexanone	< 4.2	U	J	2.2	14	F
SG-VI-0208-4-6	10/25/2023	2-Hexanone	0.8		J	0.63	4.1	F
SG-VI-0208-4-6	8/29/2023	Benzene	150			0.28	2.2	F
SG-VI-0208-4-6	10/25/2023	Benzene	< 1.1	U		0.082	0.64	F
SG-VI-0208-4-6	8/29/2023	Carbon tetrachloride	< 0.93		U	0.93	4.4	F
SG-VI-0208-4-6	10/25/2023	Carbon tetrachloride	< 0.36	U	J	0.27	1.3	F
SG-VI-0208-4-6	8/29/2023	Chloroform	< 0.6		U	0.6	3.4	F
SG-VI-0208-4-6	10/25/2023	Chloroform	< 0.17		U	0.17	0.99	F
SG-VI-0208-4-6	8/29/2023	Ethylbenzene	52			0.63	3	F
SG-VI-0208-4-6	10/25/2023	Ethylbenzene	0.5		J	0.18	0.88	F
SG-VI-0208-4-6	8/29/2023	m,p-Xylene	36			0.29	3	F
SG-VI-0208-4-6	10/25/2023	m,p-Xylene	0.74		J	0.086	0.88	F
SG-VI-0208-4-6	8/29/2023	Naphthalene	11			0.61	7.3	F

Table B-3. Area 3 Soil-Gas Results (continued)

Sample ID	Sample Date	Analyte	Result (µg/m³)	Validation Qualifier	Laboratory Qualifiers	Method Detection Limit (µg/m³)	Reporting Detection Limit (µg/m³)	Sample Type
SG-VI-0208-4-6	10/25/2023	Naphthalene	< 0.24	U	J	0.18	2.1	F
SG-VI-0208-4-6	8/29/2023	o-Xylene	17			0.49	3	F
SG-VI-0208-4-6	10/25/2023	o-Xylene	0.32	J	J	0.14	0.88	F
SG-VI-0208-4-6	8/29/2023	Tetrachloroethene	4.9	J		0.29	4.7	F
SG-VI-0208-4-6	10/25/2023	Tetrachloroethene	< 0.083		U	0.083	1.4	F
SG-VI-0208-4-6	8/29/2023	Toluene	170			0.37	2.6	F
SG-VI-0208-4-6	10/25/2023	Toluene	2.6			0.11	0.76	F
SG-VI-0208-4-6	8/29/2023	Trichloroethene	39			1.1	3.7	F
SG-VI-0208-4-6	10/25/2023	Trichloroethene	< 0.31		U	0.31	1.1	F
SG-VI-0208-4-6	8/29/2023	Vinyl chloride	< 0.21		U	0.21	1.8	F
SG-VI-0208-4-6	10/25/2023	Vinyl chloride	< 0.06		U	0.06	0.52	F
SG-VI-0208-9-11	8/29/2023	1,1,1-Trichloroethane	< 0.4		U	0.4	2.3	F
SG-VI-0208-9-11	8/29/2023	1,2-Dichloroethane	< 0.32		U	0.32	1.7	F
SG-VI-0208-9-11	8/29/2023	2-Butanone	38			0.57	6.1	F
SG-VI-0208-9-11	8/29/2023	2-Hexanone	1.8	J	J	1.3	8.5	F
SG-VI-0208-9-11	8/29/2023	Benzene	8.1	J		0.17	1.3	F
SG-VI-0208-9-11	8/29/2023	Carbon tetrachloride	< 0.56		U	0.56	2.6	F
SG-VI-0208-9-11	8/29/2023	Chloroform	< 0.36		U	0.36	2	F
SG-VI-0208-9-11	8/29/2023	Ethylbenzene	2.6			0.38	1.8	F
SG-VI-0208-9-11	8/29/2023	m,p-Xylene	2.9	J		0.18	1.8	F
SG-VI-0208-9-11	8/29/2023	Naphthalene	1.5	J	J	0.37	4.4	F
SG-VI-0208-9-11	8/29/2023	o-Xylene	1.6	J	J	0.3	1.8	F
SG-VI-0208-9-11	8/29/2023	Tetrachloroethene	0.2		J	0.17	2.8	F
SG-VI-0208-9-11	8/29/2023	Toluene	12			0.22	1.6	F
SG-VI-0208-9-11	8/29/2023	Trichloroethene	< 0.64	U	U	0.64	2.2	F
SG-VI-0208-9-11	8/29/2023	Vinyl chloride	< 0.12		U	0.12	1.1	F
SG-VI-0209-12-14	8/21/2023	1,1,1-Trichloroethane	< 7.6		U	7.6	31	F
SG-VI-0209-12-14	10/23/2023	1,1,1-Trichloroethane	< 0.2		U	0.2	1.2	F

Table B-3. Area 3 Soil-Gas Results (continued)

Sample ID	Sample Date	Analyte	Result (µg/m³)	Validation Qualifier	Laboratory Qualifiers	Method Detection Limit (µg/m³)	Reporting Detection Limit (µg/m³)	Sample Type
SG-VI-0209-12-14	7/15/2024	1,1,1-Trichloroethane	< 5.4		U	5.4	22	F
SG-VI-0209-12-14	8/21/2023	1,2-Dichloroethane	< 7.9		U	7.9	23	F
SG-VI-0209-12-14	10/23/2023	1,2-Dichloroethane	< 0.16		U	0.16	0.87	F
SG-VI-0209-12-14	7/15/2024	1,2-Dichloroethane	< 5.7		U	5.7	16	F
SG-VI-0209-12-14	8/21/2023	2-Butanone	69			11	67	F
SG-VI-0209-12-14	10/23/2023	2-Butanone	42			0.3	3.2	F
SG-VI-0209-12-14	7/15/2024	2-Butanone	48			8.1	48	F
SG-VI-0209-12-14	8/21/2023	2-Hexanone	< 26		U	26	93	F
SG-VI-0209-12-14	10/23/2023	2-Hexanone	< 2	U	J	0.67	4.4	F
SG-VI-0209-12-14	7/15/2024	2-Hexanone	< 19	J	U	19	67	F
SG-VI-0209-12-14	8/21/2023	Benzene	630			4.3	18	F
SG-VI-0209-12-14	10/23/2023	Benzene	47			0.087	0.68	F
SG-VI-0209-12-14	7/15/2024	Benzene	170	J		3.1	13	F
SG-VI-0209-12-14	8/21/2023	Carbon tetrachloride	< 11		U	11	36	F
SG-VI-0209-12-14	10/23/2023	Carbon tetrachloride	< 0.42	U	J	0.29	1.3	F
SG-VI-0209-12-14	7/15/2024	Carbon tetrachloride	< 8.2		U	8.2	26	F
SG-VI-0209-12-14	8/21/2023	Chloroform	< 6.4		U	6.4	28	F
SG-VI-0209-12-14	10/23/2023	Chloroform	< 0.18		U	0.18	1	F
SG-VI-0209-12-14	7/15/2024	Chloroform	< 4.5		U	4.5	20	F
SG-VI-0209-12-14	8/21/2023	Ethylbenzene	240			5.9	25	F
SG-VI-0209-12-14	10/23/2023	Ethylbenzene	13			0.19	0.93	F
SG-VI-0209-12-14	7/15/2024	Ethylbenzene	79			4.2	18	F
SG-VI-0209-12-14	8/21/2023	m,p-Xylene	170			3.5	50	F
SG-VI-0209-12-14	10/23/2023	m,p-Xylene	11			0.091	0.93	F
SG-VI-0209-12-14	7/15/2024	m,p-Xylene	54	J		2.5	35	F
SG-VI-0209-12-14	8/21/2023	Naphthalene	5.3	J	J	4.7	60	F
SG-VI-0209-12-14	10/23/2023	Naphthalene	0.82	J	J	0.19	2.2	F
SG-VI-0209-12-14	7/15/2024	Naphthalene	< 3.4		U	3.4	43	F

Table B-3. Area 3 Soil-Gas Results (continued)

Sample ID	Sample Date	Analyte	Result (µg/m³)	Validation Qualifier	Laboratory Qualifiers	Method Detection Limit (µg/m³)	Reporting Detection Limit (µg/m³)	Sample Type
SG-VI-0209-12-14	8/21/2023	o-Xylene	74			5.9	25	F
SG-VI-0209-12-14	10/23/2023	o-Xylene	4.8			0.15	0.93	F
SG-VI-0209-12-14	7/15/2024	o-Xylene	< 17	U	J	4.2	18	F
SG-VI-0209-12-14	8/21/2023	Tetrachloroethene	< 9.9		U	9.9	39	F
SG-VI-0209-12-14	10/23/2023	Tetrachloroethene	< 0.088		U	0.088	1.4	F
SG-VI-0209-12-14	7/15/2024	Tetrachloroethene	< 7.1		U	7.1	28	F
SG-VI-0209-12-14	8/21/2023	Toluene	700			5.4	43	F
SG-VI-0209-12-14	10/23/2023	Toluene	56			0.11	0.81	F
SG-VI-0209-12-14	7/15/2024	Toluene	200	J		3.8	31	F
SG-VI-0209-12-14	8/21/2023	Trichloroethene	< 9.2		U	9.2	31	F
SG-VI-0209-12-14	10/23/2023	Trichloroethene	< 0.33		U	0.33	1.2	F
SG-VI-0209-12-14	7/15/2024	Trichloroethene	< 6.5		U	6.5	22	F
SG-VI-0209-12-14	8/21/2023	Vinyl chloride	< 12		U	12	14	F
SG-VI-0209-12-14	10/23/2023	Vinyl chloride	< 0.064		U	0.064	0.55	F
SG-VI-0209-12-14	7/15/2024	Vinyl chloride	< 8.7		U	8.7	10	F

Abbreviations:
D = duplicate sample
F = primary sample
J = estimated value
µg/m³ = micrograms per cubic meter
U = parameter analyzed for but not detected

Table B-4. Area 4 Soil-Gas Results

Sample ID	Sample Date	Parameter	Result	Units
SG-VI-0201-4-6	8/22/2023	Field oxygen	16.9	%vol
SG-VI-0201-4-6	8/22/2023	Lower explosive limit	0	%LEL
SG-VI-0201-4-6	8/22/2023	Photoionization detector	93.1	ppm
SG-VI-0201-9-11	8/22/2023	Field oxygen	16.3	%vol
SG-VI-0201-9-11	8/22/2023	Lower explosive limit	0	%LEL
SG-VI-0201-9-11	8/22/2023	Photoionization detector	13.8	ppm
SG-VI-0202-4-6	8/30/2023	Field oxygen	19.5	%vol
SG-VI-0202-4-6	8/30/2023	Lower explosive limit	30	%LEL
SG-VI-0202-4-6	8/30/2023	Photoionization detector	2.2	ppm
SG-VI-0202-9-11	8/30/2023	Field oxygen	1.6	%vol
SG-VI-0202-9-11	8/30/2023	Lower explosive limit	100	%LEL
SG-VI-0202-9-11	8/30/2023	Photoionization detector	2.2	ppm
SG-VI-0203-4-6	8/22/2023	Field oxygen	20.1	%vol
SG-VI-0203-4-6	10/24/2023	Field oxygen	20.1	%vol
SG-VI-0203-4-6	8/22/2023	Lower explosive limit	0	%LEL
SG-VI-0203-4-6	10/24/2023	Lower explosive limit	0	%LEL
SG-VI-0203-4-6	8/22/2023	Photoionization detector	6.7	ppm
SG-VI-0203-4-6	10/24/2023	Photoionization detector	3.4	ppm
SG-VI-0203-9-11	8/22/2023	Field oxygen	20.9	%vol
SG-VI-0203-9-11	8/22/2023	Lower explosive limit	0	%LEL
SG-VI-0203-9-11	8/22/2023	Photoionization detector	0.6	ppm
SG-VI-0204-4-6	8/23/2023	Field oxygen	0.9	%vol
SG-VI-0204-4-6	8/23/2023	Lower explosive limit	22	%LEL
SG-VI-0204-4-6	8/23/2023	Photoionization detector	0.5	ppm
SG-VI-0204-9-11	8/23/2023	Field oxygen	17.6	%vol
SG-VI-0204-9-11	10/24/2023	Field oxygen	17.8	%vol
SG-VI-0204-9-11	8/23/2023	Lower explosive limit	100	%LEL
SG-VI-0204-9-11	10/24/2023	Lower explosive limit	100	%LEL
SG-VI-0204-9-11	8/23/2023	Photoionization detector	0.2	ppm

Table B-4. Area 4 Soil-Gas Results (continued)

Sample ID	Sample Date	Parameter	Result	Units
SG-VI-0204-9-11	10/24/2023	Photoionization detector	0.1	ppm
SG-VI-0205-4-6	8/30/2023	Field oxygen	17.1	%vol
SG-VI-0205-4-6	10/23/2023	Field oxygen	15.9	%vol
SG-VI-0205-4-6	8/30/2023	Lower explosive limit	68	%LEL
SG-VI-0205-4-6	10/23/2023	Lower explosive limit	46	%LEL
SG-VI-0205-4-6	8/30/2023	Photoionization detector	1.8	ppm
SG-VI-0205-4-6	10/23/2023	Photoionization detector	0.5	ppm
SG-VI-0205-9-11	8/30/2023	Field oxygen	20.9	%vol
SG-VI-0205-9-11	8/30/2023	Lower explosive limit	8	%LEL
SG-VI-0205-9-11	8/30/2023	Photoionization detector	0.6	ppm
SG-VI-0206-4-6	8/28/2023	Field oxygen	7.8	%vol
SG-VI-0206-4-6	8/28/2023	Lower explosive limit	3	%LEL
SG-VI-0206-4-6	8/28/2023	Photoionization detector	1.9	ppm
SG-VI-0206-9-11	8/28/2023	Field oxygen	1.2	%vol
SG-VI-0206-9-11	8/28/2023	Lower explosive limit	100	%LEL
SG-VI-0206-9-11	8/28/2023	Photoionization detector	0.7	ppm
SG-VI-0207-4-6	8/28/2023	Field oxygen	5.4	%vol
SG-VI-0207-4-6	10/25/2023	Field oxygen	12.8	%vol
SG-VI-0207-4-6	8/28/2023	Lower explosive limit	6	%LEL
SG-VI-0207-4-6	10/25/2023	Lower explosive limit	1	%LEL
SG-VI-0207-4-6	8/28/2023	Photoionization detector	1.7	ppm
SG-VI-0207-4-6	10/25/2023	Photoionization detector	1.4	ppm
SG-VI-0207-9-11	8/28/2023	Field oxygen	19.4	%vol
SG-VI-0207-9-11	10/25/2023	Field oxygen	18.1	%vol
SG-VI-0207-9-11	8/28/2023	Lower explosive limit	8	%LEL
SG-VI-0207-9-11	10/25/2023	Lower explosive limit	5	%LEL
SG-VI-0207-9-11	8/28/2023	Photoionization detector	0.8	ppm
SG-VI-0207-9-11	10/25/2023	Photoionization detector	1.3	ppm
SG-VI-0208-4-6	8/29/2023	Field oxygen	19.8	%vol

Table B-4. Area 4 Soil-Gas Results (continued)

Sample ID	Sample Date	Parameter	Result	Units
SG-VI-0208-4-6	10/25/2023	Field oxygen	20.1	%vol
SG-VI-0208-4-6	8/29/2023	Lower explosive limit	6	%LEL
SG-VI-0208-4-6	10/25/2023	Lower explosive limit	0	%LEL
SG-VI-0208-4-6	8/29/2023	Photoionization detector	2.3	ppm
SG-VI-0208-4-6	10/25/2023	Photoionization detector	5.7	ppm
SG-VI-0208-9-11	8/29/2023	Field oxygen	7.9	%vol
SG-VI-0208-9-11	8/29/2023	Lower explosive limit	8	%LEL
SG-VI-0208-9-11	8/29/2023	Photoionization detector	0.1	ppm
SG-VI-0209-12-14	8/21/2023	Field oxygen	20.9	%vol
SG-VI-0209-12-14	10/23/2023	Field oxygen	20	%vol
SG-VI-0209-12-14	7/15/2024	Field oxygen	11.4	%vol
SG-VI-0209-12-14	8/21/2023	Lower explosive limit	0	%LEL
SG-VI-0209-12-14	10/23/2023	Lower explosive limit	6	%LEL
SG-VI-0209-12-14	7/15/2024	Lower explosive limit	91	%LEL
SG-VI-0209-12-14	8/21/2023	Photoionization detector	1.3	ppm
SG-VI-0209-12-14	10/23/2023	Photoionization detector	0.6	ppm
SG-VI-0209-12-14	7/15/2024	Photoionization detector	2.8	ppm

Abbreviations:
%LEL = percent lower explosive limit
ppm = parts per million
%vol = percent volume

Table B-5. Area 5 Soil-Gas Results

Sample ID	Sample Date	Analyte	Result (µg/m³)	Validation Qualifier	Laboratory Qualifiers	Method Detection Limit (µg/m³)	Reporting Detection Limit (µg/m³)	Sample Type
SG-VI-0301-4-6	9/25/2023	Ethylbenzene	7	J		0.2	0.96	F
SG-VI-0301-4-6	9/25/2023	1,2-Dichloroethane	< 0.17		U	0.17	0.89	F
SG-VI-0301-4-6	9/25/2023	Toluene	26	J		0.12	0.83	F
SG-VI-0301-4-6	9/25/2023	Tetrachloroethene	44			0.091	1.5	F
SG-VI-0301-4-6	9/25/2023	m,p-Xylene	6.6	J		0.093	0.96	F
SG-VI-0301-4-6	9/25/2023	Carbon tetrachloride	< 0.3		U	0.3	1.4	F
SG-VI-0301-4-6	9/25/2023	2-Hexanone	< 1.8	U	J	0.69	4.5	F
SG-VI-0301-4-6	9/25/2023	Chloroform	< 0.19		U	0.19	1.1	F
SG-VI-0301-4-6	9/25/2023	Benzene	22	J		0.09	0.7	F
SG-VI-0301-4-6	9/25/2023	1,1,1-Trichloroethane	< 0.31	U	J	0.21	1.2	F
SG-VI-0301-4-6	9/25/2023	Vinyl chloride	< 0.066		U	0.066	0.56	F
SG-VI-0301-4-6	9/25/2023	2-Butanone	20			0.3	3.2	F
SG-VI-0301-4-6	9/25/2023	Trichloroethene	< 0.34		U	0.34	1.2	F
SG-VI-0301-4-6	9/25/2023	Naphthalene	2.3			0.19	2.3	F
SG-VI-0301-4-6	9/25/2023	o-Xylene	4.3	J		0.16	0.96	F
SG-VI-0301-4-6	9/25/2023	Ethylbenzene	9.4	J		0.2	0.96	D
SG-VI-0301-4-6	9/25/2023	1,2-Dichloroethane	< 0.17		U	0.17	0.9	D
SG-VI-0301-4-6	9/25/2023	Toluene	34	J		0.12	0.84	D
SG-VI-0301-4-6	9/25/2023	Tetrachloroethene	44			0.092	1.5	D
SG-VI-0301-4-6	9/25/2023	m,p-Xylene	8.8	J		0.094	0.96	D
SG-VI-0301-4-6	9/25/2023	Carbon tetrachloride	< 0.3		U	0.3	1.4	D
SG-VI-0301-4-6	9/25/2023	2-Hexanone	2	J	J	0.7	4.5	D
SG-VI-0301-4-6	9/25/2023	Chloroform	< 0.19		U	0.19	1.1	D
SG-VI-0301-4-6	9/25/2023	Benzene	29	J		0.09	0.71	D
SG-VI-0301-4-6	9/25/2023	1,1,1-Trichloroethane	< 0.28	U	J	0.21	1.2	D
SG-VI-0301-4-6	9/25/2023	Vinyl chloride	< 0.066		U	0.066	0.57	D
SG-VI-0301-4-6	9/25/2023	2-Butanone	22			0.31	3.3	D
SG-VI-0301-4-6	9/25/2023	Trichloroethene	< 0.34		U	0.34	1.2	D

Table B-5. Area 5 Soil-Gas Results (continued)

Sample ID	Sample Date	Analyte	Result (µg/m³)	Validation Qualifier	Laboratory Qualifiers	Method Detection Limit (µg/m³)	Reporting Detection Limit (µg/m³)	Sample Type
SG-VI-0301-4-6	9/25/2023	Naphthalene	2.8			0.2	2.3	D
SG-VI-0301-4-6	9/25/2023	o-Xylene	5.5	J		0.16	0.96	D
SG-VI-0301-9-11	9/25/2023	Ethylbenzene	2.9			0.58	2.7	F
SG-VI-0301-9-11	9/25/2023	1,2-Dichloroethane	< 0.49		U	0.49	2.6	F
SG-VI-0301-9-11	9/25/2023	Toluene	12			0.34	2.4	F
SG-VI-0301-9-11	9/25/2023	Tetrachloroethene	5.9			0.26	4.3	F
SG-VI-0301-9-11	9/25/2023	m,p-Xylene	3.6			0.27	2.7	F
SG-VI-0301-9-11	9/25/2023	Carbon tetrachloride	< 0.85		U	0.85	4	F
SG-VI-0301-9-11	9/25/2023	2-Hexanone	< 2		U	2	13	F
SG-VI-0301-9-11	9/25/2023	Chloroform	< 0.54		U	0.54	3.1	F
SG-VI-0301-9-11	9/25/2023	Benzene	< 6.5	U		0.26	2	F
SG-VI-0301-9-11	9/25/2023	1,1,1-Trichloroethane	< 0.61		U	0.61	3.4	F
SG-VI-0301-9-11	9/25/2023	Vinyl chloride	1.1	J	J	0.19	1.6	F
SG-VI-0301-9-11	9/25/2023	2-Butanone	13	J		0.87	9.3	F
SG-VI-0301-9-11	9/25/2023	Trichloroethene	20			0.98	3.4	F
SG-VI-0301-9-11	9/25/2023	Naphthalene	< 1.1	U	J	0.56	6.6	F
SG-VI-0301-9-11	9/25/2023	o-Xylene	1.9		J	0.45	2.7	F
SG-VI-0302-4-6	9/26/2023	Ethylbenzene	2.9			0.19	0.91	F
SG-VI-0302-4-6	9/26/2023	1,2-Dichloroethane	< 0.16		U	0.16	0.85	F
SG-VI-0302-4-6	9/26/2023	Toluene	18			0.11	0.79	F
SG-VI-0302-4-6	9/26/2023	Tetrachloroethene	< 0.1	U	J	0.087	1.4	F
SG-VI-0302-4-6	9/26/2023	m,p-Xylene	3.7			0.089	0.91	F
SG-VI-0302-4-6	9/26/2023	Carbon tetrachloride	< 0.3	U	J	0.28	1.3	F
SG-VI-0302-4-6	9/26/2023	2-Hexanone	1.6		J	0.66	4.3	F
SG-VI-0302-4-6	9/26/2023	Chloroform	< 0.18		U	0.18	1	F
SG-VI-0302-4-6	9/26/2023	Benzene	6.7	J		0.086	0.67	F
SG-VI-0302-4-6	9/26/2023	1,1,1-Trichloroethane	< 0.2		U	0.2	1.1	F
SG-VI-0302-4-6	9/26/2023	Vinyl chloride	< 0.063		U	0.063	0.54	F

Table B-5. Area 5 Soil-Gas Results (continued)

Sample ID	Sample Date	Analyte	Result (µg/m³)	Validation Qualifier	Laboratory Qualifiers	Method Detection Limit (µg/m³)	Reporting Detection Limit (µg/m³)	Sample Type
SG-VI-0302-4-6	9/26/2023	2-Butanone	38			0.29	3.1	F
SG-VI-0302-4-6	9/26/2023	Trichloroethene	< 0.32		U	0.32	1.1	F
SG-VI-0302-4-6	9/26/2023	Naphthalene	< 0.6	U	J	0.18	2.2	F
SG-VI-0302-4-6	9/26/2023	o-Xylene	1.8			0.15	0.91	F
SG-VI-0302-9-11	9/26/2023	Ethylbenzene	35			0.32	1.5	F
SG-VI-0302-9-11	9/26/2023	1,2-Dichloroethane	< 0.27		U	0.27	1.4	F
SG-VI-0302-9-11	9/26/2023	Toluene	120			0.19	1.3	F
SG-VI-0302-9-11	9/26/2023	Tetrachloroethene	< 0.38	U	J	0.14	2.4	F
SG-VI-0302-9-11	9/26/2023	m,p-Xylene	36			0.15	1.5	F
SG-VI-0302-9-11	9/26/2023	Carbon tetrachloride	< 0.47		U	0.47	2.2	F
SG-VI-0302-9-11	9/26/2023	2-Hexanone	7.4	J		1.1	7.2	F
SG-VI-0302-9-11	9/26/2023	Chloroform	< 0.3		U	0.3	1.7	F
SG-VI-0302-9-11	9/26/2023	Benzene	99			0.14	1.1	F
SG-VI-0302-9-11	9/26/2023	1,1,1-Trichloroethane	< 0.35	U	J	0.34	1.9	F
SG-VI-0302-9-11	9/26/2023	Vinyl chloride	1.2	J		0.1	0.9	F
SG-VI-0302-9-11	9/26/2023	2-Butanone	95			0.49	5.2	F
SG-VI-0302-9-11	9/26/2023	Trichloroethene	< 0.54		U	0.54	1.9	F
SG-VI-0302-9-11	9/26/2023	Naphthalene	1.2	J	J	0.31	3.7	F
SG-VI-0302-9-11	9/26/2023	o-Xylene	16			0.25	1.5	F
SG-VI-0302-9-11	11/28/2023	Ethylbenzene	3.1			0.18	0.84	F
SG-VI-0302-9-11	11/28/2023	1,2-Dichloroethane	< 0.15		U	0.15	0.78	F
SG-VI-0302-9-11	11/28/2023	Toluene	40			0.1	0.73	F
SG-VI-0302-9-11	11/28/2023	Tetrachloroethene	< 0.08		U	0.08	1.3	F
SG-VI-0302-9-11	11/28/2023	m,p-Xylene	4.8			0.082	0.84	F
SG-VI-0302-9-11	11/28/2023	Carbon tetrachloride	0.32	J	J	0.26	1.2	F
SG-VI-0302-9-11	11/28/2023	2-Hexanone	< 0.61		U	0.61	4	F
SG-VI-0302-9-11	11/28/2023	Chloroform	< 0.17		U	0.17	0.95	F
SG-VI-0302-9-11	11/28/2023	Benzene	3.7	J		0.079	0.62	F

Table B-5. Area 5 Soil-Gas Results (continued)

Sample ID	Sample Date	Analyte	Result (µg/m³)	Validation Qualifier	Laboratory Qualifiers	Method Detection Limit (µg/m³)	Reporting Detection Limit (µg/m³)	Sample Type
SG-VI-0302-9-11	11/28/2023	1,1,1-Trichloroethane	< 0.19		U	0.19	1	F
SG-VI-0302-9-11	11/28/2023	Vinyl chloride	< 0.058		U	0.058	0.5	F
SG-VI-0302-9-11	11/28/2023	2-Butanone	17			0.27	2.9	F
SG-VI-0302-9-11	11/28/2023	Trichloroethene	< 0.3		U	0.3	1	F
SG-VI-0302-9-11	11/28/2023	Naphthalene	< 0.21	U	J	0.17	2	F
SG-VI-0302-9-11	11/28/2023	o-Xylene	2.2			0.14	0.84	F
SG-VI-0303-4-6	9/27/2023	Ethylbenzene	7.6	J		0.22	1	F
SG-VI-0303-4-6	9/27/2023	1,2-Dichloroethane	< 0.19		U	0.19	0.98	F
SG-VI-0303-4-6	9/27/2023	Toluene	23			0.13	0.91	F
SG-VI-0303-4-6	9/27/2023	Tetrachloroethene	19			0.1	1.6	F
SG-VI-0303-4-6	9/27/2023	m,p-Xylene	5.7			0.1	1	F
SG-VI-0303-4-6	9/27/2023	Carbon tetrachloride	< 0.32		U	0.32	1.5	F
SG-VI-0303-4-6	9/27/2023	2-Hexanone	< 0.76		U	0.76	5	F
SG-VI-0303-4-6	9/27/2023	Chloroform	< 0.21		U	0.21	1.2	F
SG-VI-0303-4-6	9/27/2023	Benzene	17	J		0.099	0.77	F
SG-VI-0303-4-6	9/27/2023	1,1,1-Trichloroethane	< 0.23		U	0.23	1.3	F
SG-VI-0303-4-6	9/27/2023	Vinyl chloride	< 0.072		U	0.072	0.62	F
SG-VI-0303-4-6	9/27/2023	2-Butanone	11			0.33	3.6	F
SG-VI-0303-4-6	9/27/2023	Trichloroethene	< 1.1	U	J	0.37	1.3	F
SG-VI-0303-4-6	9/27/2023	Naphthalene	0.65	J	J	0.21	2.5	F
SG-VI-0303-4-6	9/27/2023	o-Xylene	2.7			0.17	1	F
SG-VI-0303-9-11	9/27/2023	Ethylbenzene	28			0.45	2.1	F
SG-VI-0303-9-11	9/27/2023	1,2-Dichloroethane	< 0.38		U	0.38	2	F
SG-VI-0303-9-11	9/27/2023	Toluene	110			0.26	1.8	F
SG-VI-0303-9-11	9/27/2023	Tetrachloroethene	< 1.8	U	J	0.2	3.3	F
SG-VI-0303-9-11	9/27/2023	m,p-Xylene	25			0.21	2.1	F
SG-VI-0303-9-11	9/27/2023	Carbon tetrachloride	< 0.66		U	0.66	3.1	F
SG-VI-0303-9-11	9/27/2023	2-Hexanone	< 2.9	U	J	1.5	10	F

Table B-5. Area 5 Soil-Gas Results (continued)

Sample ID	Sample Date	Analyte	Result (µg/m³)	Validation Qualifier	Laboratory Qualifiers	Method Detection Limit (µg/m³)	Reporting Detection Limit (µg/m³)	Sample Type
SG-VI-0303-9-11	9/27/2023	Chloroform	< 0.42		U	0.42	2.4	F
SG-VI-0303-9-11	9/27/2023	Benzene	94			0.2	1.6	F
SG-VI-0303-9-11	9/27/2023	1,1,1-Trichloroethane	< 0.47		U	0.47	2.7	F
SG-VI-0303-9-11	9/27/2023	Vinyl chloride	< 0.15		U	0.15	1.2	F
SG-VI-0303-9-11	9/27/2023	2-Butanone	47			0.68	7.2	F
SG-VI-0303-9-11	9/27/2023	Trichloroethene	< 0.76		U	0.76	2.6	F
SG-VI-0303-9-11	9/27/2023	Naphthalene	1.5	J	J	0.43	5.2	F
SG-VI-0303-9-11	9/27/2023	o-Xylene	13			0.35	2.1	F
SG-VI-0303-9-11	11/28/2023	Ethylbenzene	7			0.16	0.75	F
SG-VI-0303-9-11	11/28/2023	1,2-Dichloroethane	< 0.13		U	0.13	0.7	F
SG-VI-0303-9-11	11/28/2023	Toluene	90			0.093	0.65	F
SG-VI-0303-9-11	11/28/2023	Tetrachloroethene	0.72	J	J	0.071	1.2	F
SG-VI-0303-9-11	11/28/2023	m,p-Xylene	8			0.073	0.75	F
SG-VI-0303-9-11	11/28/2023	Carbon tetrachloride	< 0.38	U	J	0.23	1.1	F
SG-VI-0303-9-11	11/28/2023	2-Hexanone	1.1	J	J	0.54	3.5	F
SG-VI-0303-9-11	11/28/2023	Chloroform	< 0.15		U	0.15	0.84	F
SG-VI-0303-9-11	11/28/2023	Benzene	17			0.07	0.55	F
SG-VI-0303-9-11	11/28/2023	1,1,1-Trichloroethane	< 0.17		U	0.17	0.94	F
SG-VI-0303-9-11	11/28/2023	Vinyl chloride	< 0.052		U	0.052	0.44	F
SG-VI-0303-9-11	11/28/2023	2-Butanone	28			0.24	2.6	F
SG-VI-0303-9-11	11/28/2023	Trichloroethene	< 0.27		U	0.27	0.93	F
SG-VI-0303-9-11	11/28/2023	Naphthalene	0.55	J	J	0.15	1.8	F
SG-VI-0303-9-11	11/28/2023	o-Xylene	4.1			0.12	0.75	F
SG-VI-0304-4-6	9/26/2023	Ethylbenzene	5.6			0.19	0.9	F
SG-VI-0304-4-6	9/26/2023	1,2-Dichloroethane	< 0.16		U	0.16	0.84	F
SG-VI-0304-4-6	9/26/2023	Toluene	12			0.11	0.78	F
SG-VI-0304-4-6	9/26/2023	Tetrachloroethene	< 0.31	U	J	0.086	1.4	F
SG-VI-0304-4-6	9/26/2023	m,p-Xylene	3.4			0.088	0.9	F

Table B-5. Area 5 Soil-Gas Results (continued)

Sample ID	Sample Date	Analyte	Result (µg/m³)	Validation Qualifier	Laboratory Qualifiers	Method Detection Limit (µg/m³)	Reporting Detection Limit (µg/m³)	Sample Type
SG-VI-0304-4-6	9/26/2023	Carbon tetrachloride	< 0.28		U	0.28	1.3	F
SG-VI-0304-4-6	9/26/2023	2-Hexanone	1.3	J	J	0.65	4.3	F
SG-VI-0304-4-6	9/26/2023	Chloroform	< 0.18		U	0.18	1	F
SG-VI-0304-4-6	9/26/2023	Benzene	8.4	J		0.085	0.66	F
SG-VI-0304-4-6	9/26/2023	1,1,1-Trichloroethane	< 0.2		U	0.2	1.1	F
SG-VI-0304-4-6	9/26/2023	Vinyl chloride	< 0.062		U	0.062	0.53	F
SG-VI-0304-4-6	9/26/2023	2-Butanone	24			0.29	3.1	F
SG-VI-0304-4-6	9/26/2023	Trichloroethene	< 0.32		U	0.32	1.1	F
SG-VI-0304-4-6	9/26/2023	Naphthalene	0.95	J	J	0.18	2.2	F
SG-VI-0304-4-6	9/26/2023	o-Xylene	1.5			0.15	0.9	F
SG-VI-0304-9-11	9/26/2023	Ethylbenzene	23			0.33	1.6	F
SG-VI-0304-9-11	9/26/2023	1,2-Dichloroethane	< 0.28		U	0.28	1.5	F
SG-VI-0304-9-11	9/26/2023	Toluene	120			0.2	1.4	F
SG-VI-0304-9-11	9/26/2023	Tetrachloroethene	< 0.26	U	J	0.15	2.5	F
SG-VI-0304-9-11	9/26/2023	m,p-Xylene	20	J		0.16	1.6	F
SG-VI-0304-9-11	9/26/2023	Carbon tetrachloride	< 0.49		U	0.49	2.3	F
SG-VI-0304-9-11	9/26/2023	2-Hexanone	< 4.4	U	J	1.2	7.5	F
SG-VI-0304-9-11	9/26/2023	Chloroform	< 0.32		U	0.32	1.8	F
SG-VI-0304-9-11	9/26/2023	Benzene	180			0.15	1.2	F
SG-VI-0304-9-11	9/26/2023	1,1,1-Trichloroethane	< 0.35		U	0.35	2	F
SG-VI-0304-9-11	9/26/2023	Vinyl chloride	< 0.11		U	0.11	0.94	F
SG-VI-0304-9-11	9/26/2023	2-Butanone	59			0.51	5.4	F
SG-VI-0304-9-11	9/26/2023	Trichloroethene	< 0.57		U	0.57	2	F
SG-VI-0304-9-11	9/26/2023	Naphthalene	0.62	J	J	0.32	3.8	F
SG-VI-0304-9-11	9/26/2023	o-Xylene	12			0.26	1.6	F
SG-VI-0304-9-11	11/28/2023	Ethylbenzene	11			0.28	1.3	F
SG-VI-0304-9-11	11/28/2023	1,2-Dichloroethane	< 0.24		U	0.24	1.2	F
SG-VI-0304-9-11	11/28/2023	Toluene	49			0.17	1.2	F

Table B-5. Area 5 Soil-Gas Results (continued)

Sample ID	Sample Date	Analyte	Result (µg/m³)	Validation Qualifier	Laboratory Qualifiers	Method Detection Limit (µg/m³)	Reporting Detection Limit (µg/m³)	Sample Type
SG-VI-0304-9-11	11/28/2023	Tetrachloroethene	1.5	J	J	0.13	2.1	F
SG-VI-0304-9-11	11/28/2023	m,p-Xylene	8.9			0.13	1.3	F
SG-VI-0304-9-11	11/28/2023	Carbon tetrachloride	< 0.42		U	0.42	2	F
SG-VI-0304-9-11	11/28/2023	2-Hexanone	< 0.97		U	0.97	6.3	F
SG-VI-0304-9-11	11/28/2023	Chloroform	< 0.27		U	0.27	1.5	F
SG-VI-0304-9-11	11/28/2023	Benzene	59			0.13	0.99	F
SG-VI-0304-9-11	11/28/2023	1,1,1-Trichloroethane	< 0.3		U	0.3	1.7	F
SG-VI-0304-9-11	11/28/2023	Vinyl chloride	< 0.092		U	0.092	0.79	F
SG-VI-0304-9-11	11/28/2023	2-Butanone	30			0.43	4.6	F
SG-VI-0304-9-11	11/28/2023	Trichloroethene	< 0.48		U	0.48	1.7	F
SG-VI-0304-9-11	11/28/2023	Naphthalene	< 0.27		U	0.27	3.2	F
SG-VI-0304-9-11	11/28/2023	o-Xylene	4.3			0.22	1.3	F
SG-VI-0305-10-12	9/27/2023	Ethylbenzene	15			0.27	1.3	F
SG-VI-0305-10-12	9/27/2023	1,2-Dichloroethane	< 0.23		U	0.23	1.2	F
SG-VI-0305-10-12	9/27/2023	Toluene	97			0.16	1.1	F
SG-VI-0305-10-12	9/27/2023	Tetrachloroethene	< 0.31	U	J	0.12	2	F
SG-VI-0305-10-12	9/27/2023	m,p-Xylene	16	J		0.13	1.3	F
SG-VI-0305-10-12	9/27/2023	Carbon tetrachloride	< 0.4		U	0.4	1.9	F
SG-VI-0305-10-12	9/27/2023	2-Hexanone	< 1.9	U	J	0.94	6.2	F
SG-VI-0305-10-12	9/27/2023	Chloroform	< 0.26		U	0.26	1.5	F
SG-VI-0305-10-12	9/27/2023	Benzene	75			0.12	0.96	F
SG-VI-0305-10-12	9/27/2023	1,1,1-Trichloroethane	< 0.29		U	0.29	1.6	F
SG-VI-0305-10-12	9/27/2023	Vinyl chloride	< 0.09		U	0.09	0.77	F
SG-VI-0305-10-12	9/27/2023	2-Butanone	23			0.42	4.4	F
SG-VI-0305-10-12	9/27/2023	Trichloroethene	< 0.46		U	0.46	1.6	F
SG-VI-0305-10-12	9/27/2023	Naphthalene	1	J	J	0.26	3.2	F
SG-VI-0305-10-12	9/27/2023	o-Xylene	9.6			0.21	1.3	F
SG-VI-0305-10-12	11/30/2023	Ethylbenzene	0.88		J	0.19	0.89	F

Table B-5. Area 5 Soil-Gas Results (continued)

Sample ID	Sample Date	Analyte	Result (µg/m³)	Validation Qualifier	Laboratory Qualifiers	Method Detection Limit (µg/m³)	Reporting Detection Limit (µg/m³)	Sample Type
SG-VI-0305-10-12	11/30/2023	1,2-Dichloroethane	< 0.16		U	0.16	0.83	F
SG-VI-0305-10-12	11/30/2023	Toluene	13			0.11	0.78	F
SG-VI-0305-10-12	11/30/2023	Tetrachloroethene	0.12	J	J	0.085	1.4	F
SG-VI-0305-10-12	11/30/2023	m,p-Xylene	2			0.087	0.89	F
SG-VI-0305-10-12	11/30/2023	Carbon tetrachloride	0.4	J	J	0.28	1.3	F
SG-VI-0305-10-12	11/30/2023	2-Hexanone	< 0.65		U	0.65	4.2	F
SG-VI-0305-10-12	11/30/2023	Chloroform	< 0.18		U	0.18	1	F
SG-VI-0305-10-12	11/30/2023	Benzene	3.9	J		0.084	0.66	F
SG-VI-0305-10-12	11/30/2023	1,1,1-Trichloroethane	< 0.2		U	0.2	1.1	F
SG-VI-0305-10-12	11/30/2023	Vinyl chloride	< 0.061		U	0.061	0.53	F
SG-VI-0305-10-12	11/30/2023	2-Butanone	8.2			0.28	3	F
SG-VI-0305-10-12	11/30/2023	Trichloroethene	< 0.32		U	0.32	1.1	F
SG-VI-0305-10-12	11/30/2023	Naphthalene	< 0.21	U	J	0.18	2.2	F
SG-VI-0305-10-12	11/30/2023	o-Xylene	0.92			0.15	0.89	F
SG-VI-0305-10-12	11/30/2023	Ethylbenzene	1.1			0.19	0.91	D
SG-VI-0305-10-12	11/30/2023	1,2-Dichloroethane	< 0.16		U	0.16	0.85	D
SG-VI-0305-10-12	11/30/2023	Toluene	14			0.11	0.79	D
SG-VI-0305-10-12	11/30/2023	Tetrachloroethene	< 0.087		U	0.087	1.4	D
SG-VI-0305-10-12	11/30/2023	m,p-Xylene	2.1			0.089	0.91	D
SG-VI-0305-10-12	11/30/2023	Carbon tetrachloride	0.35	J	J	0.28	1.3	D
SG-VI-0305-10-12	11/30/2023	2-Hexanone	< 0.66		U	0.66	4.3	D
SG-VI-0305-10-12	11/30/2023	Chloroform	< 0.18		U	0.18	1	D
SG-VI-0305-10-12	11/30/2023	Benzene	4.3	J		0.086	0.67	D
SG-VI-0305-10-12	11/30/2023	1,1,1-Trichloroethane	< 0.2		U	0.2	1.1	D
SG-VI-0305-10-12	11/30/2023	Vinyl chloride	< 0.063		U	0.063	0.54	D
SG-VI-0305-10-12	11/30/2023	2-Butanone	9.1			0.29	3.1	D
SG-VI-0305-10-12	11/30/2023	Trichloroethene	< 0.32		U	0.32	1.1	D
SG-VI-0305-10-12	11/30/2023	Naphthalene	< 0.22	U	J	0.18	2.2	D

Table B-5. Area 5 Soil-Gas Results (continued)

Sample ID	Sample Date	Analyte	Result (µg/m³)	Validation Qualifier	Laboratory Qualifiers	Method Detection Limit (µg/m³)	Reporting Detection Limit (µg/m³)	Sample Type
SG-VI-0305-10-12	11/30/2023	o-Xylene	1			0.15	0.91	D

Abbreviations:
D = duplicate sample
F = primary sample
J = estimated value
µg/m³ = micrograms per cubic meter
U = parameter analyzed for but not detected

Table B-6. Area 7 Soil-Gas Results

Sample ID	Sample Date	Parameter	Result	Units
SG-VI-0301-4-6	9/25/2023	Field oxygen	6.0	%vol
SG-VI-0301-4-6	9/25/2023	Lower explosive limit	0	%LEL
SG-VI-0301-4-6	9/25/2023	Photoionization detector	5.7	ppm
SG-VI-0301-9-11	9/25/2023	Field oxygen	15.2	%vol
SG-VI-0301-9-11	9/25/2023	Lower explosive limit	0	%LEL
SG-VI-0301-9-11	9/25/2023	Photoionization detector	3.1	ppm
SG-VI-0302-4-6	9/26/2023	Field oxygen	20.3	%vol
SG-VI-0302-4-6	9/26/2023	Lower explosive limit	0	%LEL
SG-VI-0302-4-6	9/26/2023	Photoionization detector	19.4	ppm
SG-VI-0302-9-11	9/26/2023	Field oxygen	20.6	%vol
SG-VI-0302-9-11	9/26/2023	Lower explosive limit	0	%LEL
SG-VI-0302-9-11	9/26/2023	Photoionization detector	0.3	ppm
SG-VI-0302-9-11	11/28/2023	Field oxygen	20.9	%vol
SG-VI-0302-9-11	11/28/2023	Lower explosive limit	0	%LEL
SG-VI-0302-9-11	11/28/2023	Photoionization detector	0	ppm
SG-VI-0303-4-6	9/27/2023	Field oxygen	14.0	%vol
SG-VI-0303-4-6	9/27/2023	Lower explosive limit	0	%LEL
SG-VI-0303-4-6	9/27/2023	Photoionization detector	4.8	ppm
SG-VI-0303-9-11	9/27/2023	Field oxygen	20.7	%vol
SG-VI-0303-9-11	9/27/2023	Lower explosive limit	0	%LEL
SG-VI-0303-9-11	9/27/2023	Photoionization detector	3.8	ppm
SG-VI-0303-9-11	11/28/2023	Field oxygen	20.8	%vol
SG-VI-0303-9-11	11/28/2023	Lower explosive limit	0	%LEL
SG-VI-0303-9-11	11/28/2023	Photoionization detector	0.1	ppm
SG-VI-0304-4-6	9/26/2023	Field oxygen	13.1	%vol
SG-VI-0304-4-6	9/26/2023	Lower explosive limit	1	%LEL
SG-VI-0304-4-6	9/26/2023	Photoionization detector	3.3	ppm
SG-VI-0304-9-11	9/26/2023	Field oxygen	20.9	%vol
SG-VI-0304-9-11	9/26/2023	Lower explosive limit	0	%LEL

Table B-6. Area 7 Soil-Gas Results (continued)

Sample ID	Sample Date	Parameter	Result	Units
SG-VI-0304-9-11	9/26/2023	Photoionization detector	0.1	ppm
SG-VI-0304-9-11	11/28/2023	Field oxygen	20.5	%vol
SG-VI-0304-9-11	11/28/2023	Lower explosive limit	0	%LEL
SG-VI-0304-9-11	11/28/2023	Photoionization detector	0	ppm
SG-VI-0305-10-12	9/27/2023	Field oxygen	20.9	%vol
SG-VI-0305-10-12	9/27/2023	Lower explosive limit	0	%LEL
SG-VI-0305-10-12	9/27/2023	Photoionization detector	0	ppm
SG-VI-0305-10-12	11/30/2023	Field oxygen	20.5	%vol
SG-VI-0305-10-12	11/30/2023	Lower explosive limit	0	%LEL
SG-VI-0305-10-12	11/30/2023	Photoionization detector	4.1	ppm

Abbreviations:
%LEL = percent lower explosive limit
ppm = parts per million
%vol = percent volume

Table B-7. Area 10 Soil-Gas Results

Sample ID	Sample Date	Analyte	Result (μg/m³)	Validation Qualifier	Laboratory Qualifiers	Method Detection Limit (μg/m³)	Reporting Detection Limit (μg/m³)	Sample Type
SG-VI-0401-4-6	3/1/2023	Ethylbenzene	2.1	J		0.16	0.82	D
SG-VI-0401-4-6	3/1/2023	1,2-Dichloroethane	< 0.16		U	0.16	0.76	D
SG-VI-0401-4-6	3/1/2023	Toluene	20	J		0.13	0.71	D
SG-VI-0401-4-6	3/1/2023	Tetrachloroethene	8.5	J		0.16	1.3	D
SG-VI-0401-4-6	3/1/2023	m,p-Xylene	1.6	J		0.093	0.82	D
SG-VI-0401-4-6	3/1/2023	Carbon tetrachloride	< 0.2		U	0.2	1.2	D
SG-VI-0401-4-6	3/1/2023	2-Hexanone	< 0.6		U	0.6	3.8	D
SG-VI-0401-4-6	3/1/2023	Chloroform	< 0.14		U	0.14	0.92	D
SG-VI-0401-4-6	3/1/2023	Benzene	10	J		0.087	0.6	D
SG-VI-0401-4-6	3/1/2023	1,1,1-Trichloroethane	< 0.14		U	0.14	1	D
SG-VI-0401-4-6	3/1/2023	Vinyl chloride	< 0.055	J	U	0.055	0.48	D
SG-VI-0401-4-6	3/1/2023	2-Butanone	26	J		0.42	2.8	D
SG-VI-0401-4-6	3/1/2023	Trichloroethene	27	J		0.24	1	D
SG-VI-0401-4-6	3/1/2023	Naphthalene	< 0.21		U	0.21	2	D
SG-VI-0401-4-6	3/1/2023	o-Xylene	0.42	J	J	0.12	0.82	D
SG-VI-0401-4-6	3/1/2023	Ethylbenzene	15	J		0.21	1	F
SG-VI-0401-4-6	3/1/2023	1,2-Dichloroethane	< 0.21		U	0.21	0.98	F
SG-VI-0401-4-6	3/1/2023	Toluene	90	J		0.16	0.91	F
SG-VI-0401-4-6	3/1/2023	Tetrachloroethene	2.4	J		0.21	1.6	F
SG-VI-0401-4-6	3/1/2023	m,p-Xylene	19	J		0.12	1	F
SG-VI-0401-4-6	3/1/2023	Carbon tetrachloride	< 0.45	U	J	0.26	1.5	F
SG-VI-0401-4-6	3/1/2023	2-Hexanone	1.6		J	0.77	5	F
SG-VI-0401-4-6	3/1/2023	Chloroform	< 0.17		U	0.17	1.2	F
SG-VI-0401-4-6	3/1/2023	Benzene	34	J		0.11	0.77	F
SG-VI-0401-4-6	3/1/2023	1,1,1-Trichloroethane	< 0.18		U	0.18	1.3	F
SG-VI-0401-4-6	3/1/2023	Vinyl chloride	< 0.37	JU	J	0.071	0.62	F
SG-VI-0401-4-6	3/1/2023	2-Butanone	44	J		0.55	3.6	F
SG-VI-0401-4-6	3/1/2023	Trichloroethene	< 0.3	J	U	0.3	1.3	F

Table B-7. Area 10 Soil-Gas Results (continued)

Sample ID	Sample Date	Analyte	Result (µg/m³)	Validation Qualifier	Laboratory Qualifiers	Method Detection Limit (µg/m³)	Reporting Detection Limit (µg/m³)	Sample Type
SG-VI-0401-4-6	3/1/2023	Naphthalene	< 0.28		U	0.28	2.5	F
SG-VI-0401-4-6	3/1/2023	o-Xylene	8	J		0.16	1	F
SG-VI-0401-4-6	11/20/2023	Ethylbenzene	1.8			0.18	0.96	F
SG-VI-0401-4-6	11/20/2023	1,2-Dichloroethane	< 0.22		U	0.22	0.89	F
SG-VI-0401-4-6	11/20/2023	Toluene	26			0.074	0.83	F
SG-VI-0401-4-6	11/20/2023	Tetrachloroethene	1.9			0.21	1.5	F
SG-VI-0401-4-6	11/20/2023	m,p-Xylene	1.6			0.2	0.96	F
SG-VI-0401-4-6	11/20/2023	Carbon tetrachloride	0.26	J	J	0.24	1.4	F
SG-VI-0401-4-6	11/20/2023	2-Hexanone	< 0.86		U	0.86	4.5	F
SG-VI-0401-4-6	11/20/2023	Chloroform	< 0.11		U	0.11	1.1	F
SG-VI-0401-4-6	11/20/2023	Benzene	8.4			0.065	0.71	F
SG-VI-0401-4-6	11/20/2023	1,1,1-Trichloroethane	< 0.2		U	0.2	1.2	F
SG-VI-0401-4-6	11/20/2023	Vinyl chloride	< 0.079		U	0.079	0.56	F
SG-VI-0401-4-6	11/20/2023	2-Butanone	12			0.56	3.2	F
SG-VI-0401-4-6	11/20/2023	Trichloroethene	< 0.33		U	0.33	1.2	F
SG-VI-0401-4-6	11/20/2023	Naphthalene	< 0.2		U	0.2	2.3	F
SG-VI-0401-4-6	11/20/2023	o-Xylene	0.36	J	J	0.2	0.96	F
SG-VI-0401-9-11	3/1/2023	Ethylbenzene	0.35		J	0.18	0.87	F
SG-VI-0401-9-11	3/1/2023	1,2-Dichloroethane	< 0.18		U	0.18	0.81	F
SG-VI-0401-9-11	3/1/2023	Toluene	7.8			0.13	0.76	F
SG-VI-0401-9-11	3/1/2023	Tetrachloroethene	< 0.18		U	0.18	1.4	F
SG-VI-0401-9-11	3/1/2023	m,p-Xylene	0.66		J	0.099	0.87	F
SG-VI-0401-9-11	3/1/2023	Carbon tetrachloride	< 0.47		J	0.22	1.3	F
SG-VI-0401-9-11	3/1/2023	2-Hexanone	< 0.64		U	0.64	4.1	F
SG-VI-0401-9-11	3/1/2023	Chloroform	< 0.14		U	0.14	0.98	F
SG-VI-0401-9-11	3/1/2023	Benzene	1.8	J		0.093	0.64	F
SG-VI-0401-9-11	3/1/2023	1,1,1-Trichloroethane	< 0.15		U	0.15	1.1	F
SG-VI-0401-9-11	3/1/2023	Vinyl chloride	< 0.059		U	0.059	0.51	F

Table B-7. Area 10 Soil-Gas Results (continued)

Sample ID	Sample Date	Analyte	Result (µg/m³)	Validation Qualifier	Laboratory Qualifiers	Method Detection Limit (µg/m³)	Reporting Detection Limit (µg/m³)	Sample Type
SG-VI-0401-9-11	3/1/2023	2-Butanone	14			0.45	3	F
SG-VI-0401-9-11	3/1/2023	Trichloroethene	< 0.25		U	0.25	1.1	F
SG-VI-0401-9-11	3/1/2023	Naphthalene	< 0.23		U	0.23	2.1	F
SG-VI-0401-9-11	3/1/2023	o-Xylene	0.29		J	0.13	0.87	F
SG-VI-0402-4-6	3/6/2023	Ethylbenzene	< 0.19		J	0.18	0.91	F
SG-VI-0402-4-6	3/6/2023	1,2-Dichloroethane	< 0.18		U	0.18	0.85	F
SG-VI-0402-4-6	3/6/2023	Toluene	0.91			0.14	0.79	F
SG-VI-0402-4-6	3/6/2023	Tetrachloroethene	2.6			0.18	1.4	F
SG-VI-0402-4-6	3/6/2023	m,p-Xylene	< 0.29		J	0.1	0.91	F
SG-VI-0402-4-6	3/6/2023	Carbon tetrachloride	< 0.23		U	0.23	1.3	F
SG-VI-0402-4-6	3/6/2023	2-Hexanone	< 0.68		J	0.67	4.3	F
SG-VI-0402-4-6	3/6/2023	Chloroform	< 0.45		J	0.15	1	F
SG-VI-0402-4-6	3/6/2023	Benzene	0.86	J		0.097	0.67	F
SG-VI-0402-4-6	3/6/2023	1,1,1-Trichloroethane	< 0.16		U	0.16	1.1	F
SG-VI-0402-4-6	3/6/2023	Vinyl chloride	< 0.062		U	0.062	0.54	F
SG-VI-0402-4-6	3/6/2023	2-Butanone	5.8			0.47	3.1	F
SG-VI-0402-4-6	3/6/2023	Trichloroethene	1.4			0.26	1.1	F
SG-VI-0402-4-6	3/6/2023	Naphthalene	< 0.24		U	0.24	2.2	F
SG-VI-0402-4-6	3/6/2023	o-Xylene	< 0.14		U	0.14	0.91	F
SG-VI-0402-9-11	3/6/2023	Ethylbenzene	1.9			0.23	1.1	F
SG-VI-0402-9-11	3/6/2023	1,2-Dichloroethane	< 0.23		U	0.23	1.1	F
SG-VI-0402-9-11	3/6/2023	Toluene	15			0.18	0.99	F
SG-VI-0402-9-11	3/6/2023	Tetrachloroethene	< 0.23		U	0.23	1.8	F
SG-VI-0402-9-11	3/6/2023	m,p-Xylene	2.3			0.13	1.1	F
SG-VI-0402-9-11	3/6/2023	Carbon tetrachloride	< 0.42		J	0.28	1.7	F
SG-VI-0402-9-11	3/6/2023	2-Hexanone	< 0.84		U	0.84	5.4	F
SG-VI-0402-9-11	3/6/2023	Chloroform	< 0.19		U	0.19	1.3	F
SG-VI-0402-9-11	3/6/2023	Benzene	11			0.12	0.84	F

Table B-7. Area 10 Soil-Gas Results (continued)

Sample ID	Sample Date	Analyte	Result (µg/m³)	Validation Qualifier	Laboratory Qualifiers	Method Detection Limit (µg/m³)	Reporting Detection Limit (µg/m³)	Sample Type
SG-VI-0402-9-11	3/6/2023	1,1,1-Trichloroethane	< 0.2		U	0.2	1.4	F
SG-VI-0402-9-11	3/6/2023	Vinyl chloride	< 3			0.077	0.67	F
SG-VI-0402-9-11	3/6/2023	2-Butanone	6.2			0.6	3.9	F
SG-VI-0402-9-11	3/6/2023	Trichloroethene	< 0.33		U	0.33	1.4	F
SG-VI-0402-9-11	3/6/2023	Naphthalene	< 0.3		U	0.3	2.8	F
SG-VI-0402-9-11	3/6/2023	o-Xylene	0.92		J	0.17	1.1	F
SG-VI-0403-4-6	7/11/2023	Ethylbenzene	25			1.1	4.5	F
SG-VI-0403-4-6	7/11/2023	1,2-Dichloroethane	< 0.88		U	0.88	4.2	F
SG-VI-0403-4-6	7/11/2023	Toluene	68			0.29	3.9	F
SG-VI-0403-4-6	7/11/2023	Tetrachloroethene	20			1.2	7	F
SG-VI-0403-4-6	7/11/2023	m,p-Xylene	32			0.9	4.5	F
SG-VI-0403-4-6	7/11/2023	Carbon tetrachloride	< 0.97		U	0.97	6.5	F
SG-VI-0403-4-6	7/11/2023	2-Hexanone	4		J	3.1	21	F
SG-VI-0403-4-6	7/11/2023	Chloroform	7.4	J		0.42	5	F
SG-VI-0403-4-6	7/11/2023	Benzene	31			0.3	3.3	F
SG-VI-0403-4-6	7/11/2023	1,1,1-Trichloroethane	< 0.68		U	0.68	5.6	F
SG-VI-0403-4-6	7/11/2023	Vinyl chloride	< 0.55		U	0.55	2.6	F
SG-VI-0403-4-6	7/11/2023	2-Butanone	61			1.6	15	F
SG-VI-0403-4-6	7/11/2023	Trichloroethene	9.5			0.72	5.5	F
SG-VI-0403-4-6	7/11/2023	Naphthalene	2.2		J	0.36	11	F
SG-VI-0403-4-6	7/11/2023	o-Xylene	14			0.96	4.5	F
SG-VI-0403-4-6	11/21/2023	Ethylbenzene	14			0.4	2.1	F
SG-VI-0403-4-6	11/21/2023	1,2-Dichloroethane	< 0.49		U	0.49	2	F
SG-VI-0403-4-6	11/21/2023	Toluene	64			0.16	1.8	F
SG-VI-0403-4-6	11/21/2023	Tetrachloroethene	6.7			0.45	3.3	F
SG-VI-0403-4-6	11/21/2023	m,p-Xylene	17			0.43	2.1	F
SG-VI-0403-4-6	11/21/2023	Carbon tetrachloride	< 0.52		U	0.52	3	F
SG-VI-0403-4-6	11/21/2023	2-Hexanone	< 1.9		U	1.9	9.9	F

Table B-7. Area 10 Soil-Gas Results (continued)

Sample ID	Sample Date	Analyte	Result (µg/m³)	Validation Qualifier	Laboratory Qualifiers	Method Detection Limit (µg/m³)	Reporting Detection Limit (µg/m³)	Sample Type
SG-VI-0403-4-6	11/21/2023	Chloroform	< 0.25		U	0.25	2.4	F
SG-VI-0403-4-6	11/21/2023	Benzene	30			0.14	1.5	F
SG-VI-0403-4-6	11/21/2023	1,1,1-Trichloroethane	< 0.45		U	0.45	2.6	F
SG-VI-0403-4-6	11/21/2023	Vinyl chloride	< 0.17		U	0.17	1.2	F
SG-VI-0403-4-6	11/21/2023	2-Butanone	19			1.2	7.1	F
SG-VI-0403-4-6	11/21/2023	Trichloroethene	2.3		J	0.73	2.6	F
SG-VI-0403-4-6	11/21/2023	Naphthalene	< 0.43		U	0.43	5.1	F
SG-VI-0403-4-6	11/21/2023	o-Xylene	7.6			0.44	2.1	F
SG-VI-0403-9-11	7/11/2023	Ethylbenzene	40			1	4.2	F
SG-VI-0403-9-11	7/11/2023	1,2-Dichloroethane	< 0.82		U	0.82	3.9	F
SG-VI-0403-9-11	7/11/2023	Toluene	160			0.28	3.6	F
SG-VI-0403-9-11	7/11/2023	Tetrachloroethene	45			1.2	6.6	F
SG-VI-0403-9-11	7/11/2023	m,p-Xylene	48			0.85	4.2	F
SG-VI-0403-9-11	7/11/2023	Carbon tetrachloride	0.96	J	J	0.92	6.1	F
SG-VI-0403-9-11	7/11/2023	2-Hexanone	6.5	J	J	2.9	20	F
SG-VI-0403-9-11	7/11/2023	Chloroform	< 0.4		U	0.4	4.7	F
SG-VI-0403-9-11	7/11/2023	Benzene	240			0.28	3.1	F
SG-VI-0403-9-11	7/11/2023	1,1,1-Trichloroethane	0.92	J	J	0.64	5.3	F
SG-VI-0403-9-11	7/11/2023	Vinyl chloride	< 0.52		U	0.52	2.5	F
SG-VI-0403-9-11	7/11/2023	2-Butanone	34			1.5	14	F
SG-VI-0403-9-11	7/11/2023	Trichloroethene	< 1.1	U	J	0.68	5.2	F
SG-VI-0403-9-11	7/11/2023	Naphthalene	5.2		J	0.34	10	F
SG-VI-0403-9-11	7/11/2023	o-Xylene	24			0.91	4.2	F
SG-VI-0403-9-11	11/21/2023	Ethylbenzene	12			0.17	0.91	F
SG-VI-0403-9-11	11/21/2023	1,2-Dichloroethane	< 0.21		U	0.21	0.85	F
SG-VI-0403-9-11	11/21/2023	Toluene	36			0.07	0.79	F
SG-VI-0403-9-11	11/21/2023	Tetrachloroethene	26			0.2	1.4	F
SG-VI-0403-9-11	11/21/2023	m,p-Xylene	12			0.19	0.91	F

Table B-7. Area 10 Soil-Gas Results (continued)

Sample ID	Sample Date	Analyte	Result (µg/m³)	Validation Qualifier	Laboratory Qualifiers	Method Detection Limit (µg/m³)	Reporting Detection Limit (µg/m³)	Sample Type
SG-VI-0403-9-11	11/21/2023	Carbon tetrachloride	0.58		J	0.23	1.3	F
SG-VI-0403-9-11	11/21/2023	2-Hexanone	< 0.82		U	0.82	4.3	F
SG-VI-0403-9-11	11/21/2023	Chloroform	< 0.11		U	0.11	1	F
SG-VI-0403-9-11	11/21/2023	Benzene	21			0.062	0.67	F
SG-VI-0403-9-11	11/21/2023	1,1,1-Trichloroethane	< 0.54	U	J	0.19	1.1	F
SG-VI-0403-9-11	11/21/2023	Vinyl chloride	< 0.075		U	0.075	0.54	F
SG-VI-0403-9-11	11/21/2023	2-Butanone	2.7		J	0.53	3.1	F
SG-VI-0403-9-11	11/21/2023	Trichloroethene	1.5			0.32	1.1	F
SG-VI-0403-9-11	11/21/2023	Naphthalene	< 0.37	U	J	0.19	2.2	F
SG-VI-0403-9-11	11/21/2023	o-Xylene	5.3			0.19	0.91	F
SG-VI-0404-4-6	7/11/2023	Ethylbenzene	0.86		J	0.21	0.89	F
SG-VI-0404-4-6	7/11/2023	1,2-Dichloroethane	< 0.18		U	0.18	0.83	F
SG-VI-0404-4-6	7/11/2023	Toluene	17			0.059	0.78	F
SG-VI-0404-4-6	7/11/2023	Tetrachloroethene	< 0.24		U	0.24	1.4	F
SG-VI-0404-4-6	7/11/2023	m,p-Xylene	1.9			0.18	0.89	F
SG-VI-0404-4-6	7/11/2023	Carbon tetrachloride	0.51	J	J	0.19	1.3	F
SG-VI-0404-4-6	7/11/2023	2-Hexanone	1.2		J	0.61	4.2	F
SG-VI-0404-4-6	7/11/2023	Chloroform	< 0.084		U	0.084	1	F
SG-VI-0404-4-6	7/11/2023	Benzene	1.8			0.059	0.66	F
SG-VI-0404-4-6	7/11/2023	1,1,1-Trichloroethane	< 0.14		U	0.14	1.1	F
SG-VI-0404-4-6	7/11/2023	Vinyl chloride	< 0.11		U	0.11	0.53	F
SG-VI-0404-4-6	7/11/2023	2-Butanone	12			0.33	3	F
SG-VI-0404-4-6	7/11/2023	Trichloroethene	< 0.36	U	J	0.14	1.1	F
SG-VI-0404-4-6	7/11/2023	Naphthalene	0.77		J	0.072	2.2	F
SG-VI-0404-4-6	7/11/2023	o-Xylene	0.96			0.19	0.89	F
SG-VI-0404-9-11	7/11/2023	Ethylbenzene	16			0.22	0.91	F
SG-VI-0404-9-11	7/11/2023	1,2-Dichloroethane	< 0.18		U	0.18	0.85	F
SG-VI-0404-9-11	7/11/2023	Toluene	41			0.06	0.79	F

Table B-7. Area 10 Soil-Gas Results (continued)

Sample ID	Sample Date	Analyte	Result (µg/m³)	Validation Qualifier	Laboratory Qualifiers	Method Detection Limit (µg/m³)	Reporting Detection Limit (µg/m³)	Sample Type
SG-VI-0404-9-11	7/11/2023	Tetrachloroethene	84			0.25	1.4	F
SG-VI-0404-9-11	7/11/2023	m,p-Xylene	16			0.18	0.91	F
SG-VI-0404-9-11	7/11/2023	Carbon tetrachloride	0.53	J	J	0.2	1.3	F
SG-VI-0404-9-11	7/11/2023	2-Hexanone	1.9		J	0.63	4.3	F
SG-VI-0404-9-11	7/11/2023	Chloroform	< 0.086		U	0.086	1	F
SG-VI-0404-9-11	7/11/2023	Benzene	28			0.06	0.67	F
SG-VI-0404-9-11	7/11/2023	1,1,1-Trichloroethane	0.62		J	0.14	1.1	F
SG-VI-0404-9-11	7/11/2023	Vinyl chloride	< 0.11		U	0.11	0.54	F
SG-VI-0404-9-11	7/11/2023	2-Butanone	18			0.33	3.1	F
SG-VI-0404-9-11	7/11/2023	Trichloroethene	4.3			0.15	1.1	F
SG-VI-0404-9-11	7/11/2023	Naphthalene	2.3			0.073	2.2	F
SG-VI-0404-9-11	7/11/2023	o-Xylene	7.1			0.2	0.91	F
SG-VI-0405-4-6	3/2/2023	Ethylbenzene	9.7	J		0.18	0.87	F
SG-VI-0405-4-6	3/2/2023	1,2-Dichloroethane	< 0.18		U	0.18	0.81	F
SG-VI-0405-4-6	3/2/2023	Toluene	27			0.13	0.75	F
SG-VI-0405-4-6	3/2/2023	Tetrachloroethene	7.2			0.18	1.4	F
SG-VI-0405-4-6	3/2/2023	m,p-Xylene	11			0.099	0.87	F
SG-VI-0405-4-6	3/2/2023	Carbon tetrachloride	0.24	J	J	0.22	1.2	F
SG-VI-0405-4-6	3/2/2023	2-Hexanone	2	J	J	0.64	4.1	F
SG-VI-0405-4-6	3/2/2023	Chloroform	< 0.14		U	0.14	0.98	F
SG-VI-0405-4-6	3/2/2023	Benzene	10			0.093	0.64	F
SG-VI-0405-4-6	3/2/2023	1,1,1-Trichloroethane	< 0.15		U	0.15	1.1	F
SG-VI-0405-4-6	3/2/2023	Vinyl chloride	< 0.058		U	0.058	0.51	F
SG-VI-0405-4-6	3/2/2023	2-Butanone	13			0.45	2.9	F
SG-VI-0405-4-6	3/2/2023	Trichloroethene	< 0.25		U	0.25	1.1	F
SG-VI-0405-4-6	3/2/2023	Naphthalene	< 0.23		U	0.23	2.1	F
SG-VI-0405-4-6	3/2/2023	o-Xylene	4.8			0.13	0.87	F
SG-VI-0405-9-11	3/2/2023	Ethylbenzene	4.1	J		0.17	0.83	F

Table B-7. Area 10 Soil-Gas Results (continued)

Sample ID	Sample Date	Analyte	Result (µg/m³)	Validation Qualifier	Laboratory Qualifiers	Method Detection Limit (µg/m³)	Reporting Detection Limit (µg/m³)	Sample Type
SG-VI-0405-9-11	3/2/2023	1,2-Dichloroethane	< 0.17		U	0.17	0.77	F
SG-VI-0405-9-11	3/2/2023	Toluene	15	J		0.13	0.72	F
SG-VI-0405-9-11	3/2/2023	Tetrachloroethene	10			0.17	1.3	F
SG-VI-0405-9-11	3/2/2023	m,p-Xylene	2.8	J		0.094	0.83	F
SG-VI-0405-9-11	3/2/2023	Carbon tetrachloride	< 0.21		U	0.21	1.2	F
SG-VI-0405-9-11	3/2/2023	2-Hexanone	< 0.61		U	0.61	3.9	F
SG-VI-0405-9-11	3/2/2023	Chloroform	25			0.14	0.93	F
SG-VI-0405-9-11	3/2/2023	Benzene	11	J		0.088	0.61	F
SG-VI-0405-9-11	3/2/2023	1,1,1-Trichloroethane	< 0.15		U	0.15	1	F
SG-VI-0405-9-11	3/2/2023	Vinyl chloride	< 0.056		U	0.056	0.49	F
SG-VI-0405-9-11	3/2/2023	2-Butanone	6.7			0.43	2.8	F
SG-VI-0405-9-11	3/2/2023	Trichloroethene	0.72		J	0.24	1	F
SG-VI-0405-9-11	3/2/2023	Naphthalene	< 0.22		U	0.22	2	F
SG-VI-0405-9-11	3/2/2023	o-Xylene	1.1	J		0.12	0.83	F
SG-VI-0405-9-11	3/2/2023	Ethylbenzene	9.1	J		0.17	0.84	D
SG-VI-0405-9-11	3/2/2023	1,2-Dichloroethane	< 0.17		U	0.17	0.78	D
SG-VI-0405-9-11	3/2/2023	Toluene	24	J		0.13	0.73	D
SG-VI-0405-9-11	3/2/2023	Tetrachloroethene	9			0.17	1.3	D
SG-VI-0405-9-11	3/2/2023	m,p-Xylene	9.5	J		0.096	0.84	D
SG-VI-0405-9-11	3/2/2023	Carbon tetrachloride	< 0.21		U	0.21	1.2	D
SG-VI-0405-9-11	3/2/2023	2-Hexanone	< 0.62		U	0.62	4	D
SG-VI-0405-9-11	3/2/2023	Chloroform	24			0.14	0.95	D
SG-VI-0405-9-11	3/2/2023	Benzene	14	J		0.09	0.62	D
SG-VI-0405-9-11	3/2/2023	1,1,1-Trichloroethane	< 0.15		U	0.15	1	D
SG-VI-0405-9-11	3/2/2023	Vinyl chloride	< 0.057		U	0.057	0.5	D
SG-VI-0405-9-11	3/2/2023	2-Butanone	8.9			0.44	2.9	D
SG-VI-0405-9-11	3/2/2023	Trichloroethene	< 0.83		J	0.24	1	D
SG-VI-0405-9-11	3/2/2023	Naphthalene	< 0.22		U	0.22	2	D

Table B-7. Area 10 Soil-Gas Results (continued)

Sample ID	Sample Date	Analyte	Result (µg/m³)	Validation Qualifier	Laboratory Qualifiers	Method Detection Limit (µg/m³)	Reporting Detection Limit (µg/m³)	Sample Type
SG-VI-0405-9-11	3/2/2023	o-Xylene	3.9	J		0.12	0.84	D
SG-VI-0405-9-11	11/20/2023	Ethylbenzene	6			0.17	0.92	F
SG-VI-0405-9-11	11/20/2023	1,2-Dichloroethane	< 0.21		U	0.21	0.85	F
SG-VI-0405-9-11	11/20/2023	Toluene	19			0.07	0.8	F
SG-VI-0405-9-11	11/20/2023	Tetrachloroethene	18			0.2	1.4	F
SG-VI-0405-9-11	11/20/2023	m,p-Xylene	5.1			0.19	0.92	F
SG-VI-0405-9-11	11/20/2023	Carbon tetrachloride	< 0.23		U	0.23	1.3	F
SG-VI-0405-9-11	11/20/2023	2-Hexanone	< 0.82		U	0.82	4.3	F
SG-VI-0405-9-11	11/20/2023	Chloroform	3.1	J		0.11	1	F
SG-VI-0405-9-11	11/20/2023	Benzene	14			0.062	0.67	F
SG-VI-0405-9-11	11/20/2023	1,1,1-Trichloroethane	< 0.2		U	0.2	1.2	F
SG-VI-0405-9-11	11/20/2023	Vinyl chloride	< 0.075		U	0.075	0.54	F
SG-VI-0405-9-11	11/20/2023	2-Butanone	7.8			0.53	3.1	F
SG-VI-0405-9-11	11/20/2023	Trichloroethene	< 0.32		U	0.32	1.1	F
SG-VI-0405-9-11	11/20/2023	Naphthalene	< 0.22	U	J	0.19	2.2	F
SG-VI-0405-9-11	11/20/2023	o-Xylene	2.4			0.19	0.92	F
SG-VI-0405-9-11	11/20/2023	Ethylbenzene	6.7			0.17	0.92	D
SG-VI-0405-9-11	11/20/2023	1,2-Dichloroethane	< 0.21		U	0.21	0.85	D
SG-VI-0405-9-11	11/20/2023	Toluene	21			0.07	0.8	D
SG-VI-0405-9-11	11/20/2023	Tetrachloroethene	17			0.2	1.4	D
SG-VI-0405-9-11	11/20/2023	m,p-Xylene	5.5			0.19	0.92	D
SG-VI-0405-9-11	11/20/2023	Carbon tetrachloride	< 0.23		U	0.23	1.3	D
SG-VI-0405-9-11	11/20/2023	2-Hexanone	< 0.82		U	0.82	4.3	D
SG-VI-0405-9-11	11/20/2023	Chloroform	3.2			0.11	1	D
SG-VI-0405-9-11	11/20/2023	Benzene	16			0.062	0.67	D
SG-VI-0405-9-11	11/20/2023	1,1,1-Trichloroethane	< 0.2		U	0.2	1.2	D
SG-VI-0405-9-11	11/20/2023	Vinyl chloride	< 0.075		U	0.075	0.54	D
SG-VI-0405-9-11	11/20/2023	2-Butanone	9.9			0.53	3.1	D

Table B-7. Area 10 Soil-Gas Results (continued)

Sample ID	Sample Date	Analyte	Result (µg/m³)	Validation Qualifier	Laboratory Qualifiers	Method Detection Limit (µg/m³)	Reporting Detection Limit (µg/m³)	Sample Type
SG-VI-0405-9-11	11/20/2023	Trichloroethene	< 0.32		U	0.32	1.1	D
SG-VI-0405-9-11	11/20/2023	Naphthalene	< 0.19		U	0.19	2.2	D
SG-VI-0405-9-11	11/20/2023	o-Xylene	2.4			0.19	0.92	D
SG-VI-0406-4-6	7/10/2023	Ethylbenzene	23			0.21	0.89	F
SG-VI-0406-4-6	7/10/2023	1,2-Dichloroethane	< 0.18		U	0.18	0.83	F
SG-VI-0406-4-6	7/10/2023	Toluene	50			0.059	0.78	F
SG-VI-0406-4-6	7/10/2023	Tetrachloroethene	140			0.24	1.4	F
SG-VI-0406-4-6	7/10/2023	m,p-Xylene	15			0.18	0.89	F
SG-VI-0406-4-6	7/10/2023	Carbon tetrachloride	< 0.19		U	0.19	1.3	F
SG-VI-0406-4-6	7/10/2023	2-Hexanone	2		J	0.61	4.2	F
SG-VI-0406-4-6	7/10/2023	Chloroform	8.3	J		0.084	1	F
SG-VI-0406-4-6	7/10/2023	Benzene	44			0.059	0.66	F
SG-VI-0406-4-6	7/10/2023	1,1,1-Trichloroethane	0.34		J	0.14	1.1	F
SG-VI-0406-4-6	7/10/2023	Vinyl chloride	< 0.11		U	0.11	0.53	F
SG-VI-0406-4-6	7/10/2023	2-Butanone	17			0.33	3	F
SG-VI-0406-4-6	7/10/2023	Trichloroethene	< 0.14		U	0.14	1.1	F
SG-VI-0406-4-6	7/10/2023	Naphthalene	2.3			0.072	2.2	F
SG-VI-0406-4-6	7/10/2023	o-Xylene	6.1			0.19	0.89	F
SG-VI-0406-4-6	11/20/2023	Ethylbenzene	4.2			0.16	0.86	F
SG-VI-0406-4-6	11/20/2023	1,2-Dichloroethane	< 0.2		U	0.2	0.8	F
SG-VI-0406-4-6	11/20/2023	Toluene	12			0.066	0.75	F
SG-VI-0406-4-6	11/20/2023	Tetrachloroethene	81			0.18	1.3	F
SG-VI-0406-4-6	11/20/2023	m,p-Xylene	4.2			0.18	0.86	F
SG-VI-0406-4-6	11/20/2023	Carbon tetrachloride	< 0.21		U	0.21	1.2	F
SG-VI-0406-4-6	11/20/2023	2-Hexanone	< 0.77		U	0.77	4	F
SG-VI-0406-4-6	11/20/2023	Chloroform	10	J		0.1	0.97	F
SG-VI-0406-4-6	11/20/2023	Benzene	7.5			0.058	0.63	F
SG-VI-0406-4-6	11/20/2023	1,1,1-Trichloroethane	< 0.18		U	0.18	1.1	F

Table B-7. Area 10 Soil-Gas Results (continued)

Sample ID	Sample Date	Analyte	Result (µg/m³)	Validation Qualifier	Laboratory Qualifiers	Method Detection Limit (µg/m³)	Reporting Detection Limit (µg/m³)	Sample Type
SG-VI-0406-4-6	11/20/2023	Vinyl chloride	< 0.07		U	0.07	0.51	F
SG-VI-0406-4-6	11/20/2023	2-Butanone	3			0.5	2.9	F
SG-VI-0406-4-6	11/20/2023	Trichloroethene	< 0.3		U	0.3	1.1	F
SG-VI-0406-4-6	11/20/2023	Naphthalene	< 0.26	U	J	0.18	2.1	F
SG-VI-0406-4-6	11/20/2023	o-Xylene	1.5			0.18	0.86	F
SG-VI-0406-9-11	7/10/2023	Ethylbenzene	19			0.21	0.88	F
SG-VI-0406-9-11	7/10/2023	1,2-Dichloroethane	< 0.17		U	0.17	0.82	F
SG-VI-0406-9-11	7/10/2023	Toluene	50			0.058	0.76	F
SG-VI-0406-9-11	7/10/2023	Tetrachloroethene	94			0.24	1.4	F
SG-VI-0406-9-11	7/10/2023	m,p-Xylene	17			0.18	0.88	F
SG-VI-0406-9-11	7/10/2023	Carbon tetrachloride	< 0.19		U	0.19	1.3	F
SG-VI-0406-9-11	7/10/2023	2-Hexanone	6.6			0.6	4.1	F
SG-VI-0406-9-11	7/10/2023	Chloroform	4	J		0.083	0.99	F
SG-VI-0406-9-11	7/10/2023	Benzene	46			0.058	0.64	F
SG-VI-0406-9-11	7/10/2023	1,1,1-Trichloroethane	0.41	J	J	0.13	1.1	F
SG-VI-0406-9-11	7/10/2023	Vinyl chloride	< 0.11		U	0.11	0.52	F
SG-VI-0406-9-11	7/10/2023	2-Butanone	32			0.32	3	F
SG-VI-0406-9-11	7/10/2023	Trichloroethene	3.7			0.14	1.1	F
SG-VI-0406-9-11	7/10/2023	Naphthalene	2.4			0.07	2.1	F
SG-VI-0406-9-11	7/10/2023	o-Xylene	8.4			0.19	0.88	F
SG-VI-0406-9-11	11/20/2023	Ethylbenzene	5.2			0.16	0.83	F
SG-VI-0406-9-11	11/20/2023	1,2-Dichloroethane	< 0.19		U	0.19	0.77	F
SG-VI-0406-9-11	11/20/2023	Toluene	16			0.064	0.72	F
SG-VI-0406-9-11	11/20/2023	Tetrachloroethene	89			0.18	1.3	F
SG-VI-0406-9-11	11/20/2023	m,p-Xylene	5.3			0.17	0.83	F
SG-VI-0406-9-11	11/20/2023	Carbon tetrachloride	< 0.21		U	0.21	1.2	F
SG-VI-0406-9-11	11/20/2023	2-Hexanone	< 0.74		U	0.74	3.9	F
SG-VI-0406-9-11	11/20/2023	Chloroform	5.5	J		0.098	0.93	F

Table B-7. Area 10 Soil-Gas Results (continued)

Sample ID	Sample Date	Analyte	Result (µg/m³)	Validation Qualifier	Laboratory Qualifiers	Method Detection Limit (µg/m³)	Reporting Detection Limit (µg/m³)	Sample Type
SG-VI-0406-9-11	11/20/2023	Benzene	10			0.056	0.61	F
SG-VI-0406-9-11	11/20/2023	1,1,1-Trichloroethane	< 0.18		U	0.18	1	F
SG-VI-0406-9-11	11/20/2023	Vinyl chloride	< 0.068		U	0.068	0.49	F
SG-VI-0406-9-11	11/20/2023	2-Butanone	4.3			0.48	2.8	F
SG-VI-0406-9-11	11/20/2023	Trichloroethene	0.31	J	J	0.29	1	F
SG-VI-0406-9-11	11/20/2023	Naphthalene	0.76	J	J	0.17	2	F
SG-VI-0406-9-11	11/20/2023	o-Xylene	2.4			0.18	0.83	F
SG-VI-0407-4-6	7/12/2023	Ethylbenzene	16			0.21	0.88	F
SG-VI-0407-4-6	7/12/2023	1,2-Dichloroethane	< 0.17		U	0.17	0.82	F
SG-VI-0407-4-6	7/12/2023	Toluene	84			0.058	0.76	F
SG-VI-0407-4-6	7/12/2023	Tetrachloroethene	1.5			0.24	1.4	F
SG-VI-0407-4-6	7/12/2023	m,p-Xylene	22			0.18	0.88	F
SG-VI-0407-4-6	7/12/2023	Carbon tetrachloride	< 0.44	U	J	0.19	1.3	F
SG-VI-0407-4-6	7/12/2023	2-Hexanone	5.4			0.6	4.1	F
SG-VI-0407-4-6	7/12/2023	Chloroform	< 0.083		U	0.083	0.99	F
SG-VI-0407-4-6	7/12/2023	Benzene	29			0.058	0.64	F
SG-VI-0407-4-6	7/12/2023	1,1,1-Trichloroethane	< 0.13		U	0.13	1.1	F
SG-VI-0407-4-6	7/12/2023	Vinyl chloride	< 0.11		U	0.11	0.52	F
SG-VI-0407-4-6	7/12/2023	2-Butanone	89			0.32	3	F
SG-VI-0407-4-6	7/12/2023	Trichloroethene	< 0.92	U	J	0.14	1.1	F
SG-VI-0407-4-6	7/12/2023	Naphthalene	3			0.07	2.1	F
SG-VI-0407-4-6	7/12/2023	o-Xylene	11			0.19	0.88	F
SG-VI-0407-9-11	7/12/2023	Ethylbenzene	13	J		0.42	1.7	F
SG-VI-0407-9-11	7/12/2023	1,2-Dichloroethane	< 0.34		U	0.34	1.6	F
SG-VI-0407-9-11	7/12/2023	Toluene	69			0.11	1.5	F
SG-VI-0407-9-11	7/12/2023	Tetrachloroethene	< 0.48		U	0.48	2.7	F
SG-VI-0407-9-11	7/12/2023	m,p-Xylene	16			0.35	1.7	F
SG-VI-0407-9-11	7/12/2023	Carbon tetrachloride	< 0.38		U	0.38	2.5	F

Table B-7. Area 10 Soil-Gas Results (continued)

Sample ID	Sample Date	Analyte	Result (µg/m³)	Validation Qualifier	Laboratory Qualifiers	Method Detection Limit (µg/m³)	Reporting Detection Limit (µg/m³)	Sample Type
SG-VI-0407-9-11	7/12/2023	2-Hexanone	< 5.7	U	J	1.2	8.2	F
SG-VI-0407-9-11	7/12/2023	Chloroform	< 0.16		U	0.16	2	F
SG-VI-0407-9-11	7/12/2023	Benzene	88			0.12	1.3	F
SG-VI-0407-9-11	7/12/2023	1,1,1-Trichloroethane	< 0.26		U	0.26	2.2	F
SG-VI-0407-9-11	7/12/2023	Vinyl chloride	< 0.21		U	0.21	1	F
SG-VI-0407-9-11	7/12/2023	2-Butanone	46			0.64	5.9	F
SG-VI-0407-9-11	7/12/2023	Trichloroethene	< 0.28		U	0.28	2.2	F
SG-VI-0407-9-11	7/12/2023	Naphthalene	< 1.6	U	J	0.14	4.2	F
SG-VI-0407-9-11	7/12/2023	o-Xylene	6.5			0.38	1.7	F
SG-VI-0407-9-11	11/21/2023	Ethylbenzene	57	J	J	47	220	F
SG-VI-0407-9-11	11/21/2023	1,2-Dichloroethane	< 65	J	U	65	200	F
SG-VI-0407-9-11	11/21/2023	Toluene	530			27	190	F
SG-VI-0407-9-11	11/21/2023	Tetrachloroethene	290000			48	340	F
SG-VI-0407-9-11	11/21/2023	m,p-Xylene	130	J	J	35	220	F
SG-VI-0407-9-11	11/21/2023	Carbon tetrachloride	< 60	J	U	60	310	F
SG-VI-0407-9-11	11/21/2023	2-Hexanone	< 83	J	U	83	820	F
SG-VI-0407-9-11	11/21/2023	Chloroform	< 48	J	U	48	240	F
SG-VI-0407-9-11	11/21/2023	Benzene	< 110	JU	J	18	160	F
SG-VI-0407-9-11	11/21/2023	1,1,1-Trichloroethane	< 55	J	U	55	270	F
SG-VI-0407-9-11	11/21/2023	Vinyl chloride	5200	J		54	130	F
SG-VI-0407-9-11	11/21/2023	2-Butanone	< 510	JU	J	120	590	F
SG-VI-0407-9-11	11/21/2023	Trichloroethene	250000			66	270	F
SG-VI-0407-9-11	11/21/2023	Naphthalene	< 46	J	U	46	1000	F
SG-VI-0407-9-11	11/21/2023	o-Xylene	95		J	35	220	F
SG-VI-0407-14-16	11/26/2024	Ethylbenzene	17	J		0.46	1.7	F
SG-VI-0407-14-16	11/26/2024	1,2-Dichloroethane	< 0.29	J	U	0.29	1.6	F
SG-VI-0407-14-16	11/26/2024	Toluene	58			0.32	1.5	F
SG-VI-0407-14-16	11/26/2024	Tetrachloroethene	9.7	J		0.82	2.6	F

Table B-7. Area 10 Soil-Gas Results (continued)

Sample ID	Sample Date	Analyte	Result (µg/m³)	Validation Qualifier	Laboratory Qualifiers	Method Detection Limit (µg/m³)	Reporting Detection Limit (µg/m³)	Sample Type
SG-VI-0407-14-16	11/26/2024	m,p-Xylene	13			0.31	1.7	F
SG-VI-0407-14-16	11/26/2024	Carbon tetrachloride	< 0.63		U	0.63	2.4	F
SG-VI-0407-14-16	11/26/2024	2-Hexanone	0.74		J	0.45	8.0	F
SG-VI-0407-14-16	11/26/2024	Chloroform	< 0.37		U	0.37	1.9	F
SG-VI-0407-14-16	11/26/2024	Benzene	23	J		0.20	5.0	F
SG-VI-0407-14-16	11/26/2024	1,1,1-Trichloroethane	< 2.0	U	J	0.47	2.1	F
SG-VI-0407-14-16	11/26/2024	Vinyl chloride	3.2			0.27	0.99	F
SG-VI-0407-14-16	11/26/2024	2-Butanone	27			0.99	5.7	F
SG-VI-0407-14-16	11/26/2024	Trichloroethene	51			0.56	2.1	F
SG-VI-0407-14-16	11/26/2024	Naphthalene	< 0.21		UJ	0.21	4.1	F
SG-VI-0407-14-16	11/26/2024	o-Xylene	5.4			0.34	1.7	F
SG-VI-0407-19-21	11/26/2024	Ethylbenzene	4.4	J		0.47	1.7	F
SG-VI-0407-19-21	11/26/2024	1,2-Dichloroethane	< 0.30	J	U	0.30	1.6	F
SG-VI-0407-19-21	11/26/2024	Toluene	14			0.33	1.5	F
SG-VI-0407-19-21	11/26/2024	Tetrachloroethene	< 2.0	U	J	0.84	2.7	F
SG-VI-0407-19-21	11/26/2024	m,p-Xylene	2.2	J		0.32	1.7	F
SG-VI-0407-19-21	11/26/2024	Carbon tetrachloride	< 0.65		U	0.65	2.5	F
SG-VI-0407-19-21	11/26/2024	2-Hexanone	0.72		J	0.46	8.2	F
SG-VI-0407-19-21	11/26/2024	Chloroform	< 0.38		U	0.38	1.9	F
SG-VI-0407-19-21	11/26/2024	Benzene	5.9	J		0.21	5.1	F
SG-VI-0407-19-21	11/26/2024	1,1,1-Trichloroethane	< 0.48		U	0.48	2.2	F
SG-VI-0407-19-21	11/26/2024	Vinyl chloride	6.2			0.27	1.0	F
SG-VI-0407-19-21	11/26/2024	2-Butanone	4.6		J	1.0	5.9	F
SG-VI-0407-19-21	11/26/2024	Trichloroethene	14			0.58	2.1	F
SG-VI-0407-19-21	11/26/2024	Naphthalene	< 0.21		UJ	0.21	4.2	F
SG-VI-0407-19-21	11/26/2024	o-Xylene	0.67		J	0.35	1.7	F
SG-VI-0408-4-6	3/13/2023	Ethylbenzene	0.2		J	0.16	0.81	F
SG-VI-0408-4-6	3/13/2023	1,2-Dichloroethane	< 0.16		U	0.16	0.75	F

Table B-7. Area 10 Soil-Gas Results (continued)

Sample ID	Sample Date	Analyte	Result (µg/m³)	Validation Qualifier	Laboratory Qualifiers	Method Detection Limit (µg/m³)	Reporting Detection Limit (µg/m³)	Sample Type
SG-VI-0408-4-6	3/13/2023	Toluene	0.66		J	0.12	0.7	F
SG-VI-0408-4-6	3/13/2023	Tetrachloroethene	0.24		J	0.16	1.3	F
SG-VI-0408-4-6	3/13/2023	m,p-Xylene	< 0.28	U	J	0.092	0.81	F
SG-VI-0408-4-6	3/13/2023	Carbon tetrachloride	0.44		J	0.2	1.2	F
SG-VI-0408-4-6	3/13/2023	2-Hexanone	< 0.59		U	0.59	3.8	F
SG-VI-0408-4-6	3/13/2023	Chloroform	< 0.13		U	0.13	0.91	F
SG-VI-0408-4-6	3/13/2023	Benzene	< 0.42	U	J	0.086	0.59	F
SG-VI-0408-4-6	3/13/2023	1,1,1-Trichloroethane	< 0.14		U	0.14	1	F
SG-VI-0408-4-6	3/13/2023	Vinyl chloride	< 0.054		U	0.054	0.48	F
SG-VI-0408-4-6	3/13/2023	2-Butanone	3.9			0.42	2.7	F
SG-VI-0408-4-6	3/13/2023	Trichloroethene	< 0.23		U	0.23	1	F
SG-VI-0408-4-6	3/13/2023	Naphthalene	< 0.21		U	0.21	1.9	F
SG-VI-0408-4-6	3/13/2023	o-Xylene	< 0.12	U	J	0.12	0.81	F
SG-VI-0408-9-11	3/13/2023	Ethylbenzene	1.8			0.17	0.86	F
SG-VI-0408-9-11	3/13/2023	1,2-Dichloroethane	< 0.17		U	0.17	0.8	F
SG-VI-0408-9-11	3/13/2023	Toluene	4.8			0.13	0.74	F
SG-VI-0408-9-11	3/13/2023	Tetrachloroethene	0.34		J	0.17	1.3	F
SG-VI-0408-9-11	3/13/2023	m,p-Xylene	1.9	J		0.097	0.86	F
SG-VI-0408-9-11	3/13/2023	Carbon tetrachloride	0.4	J	J	0.21	1.2	F
SG-VI-0408-9-11	3/13/2023	2-Hexanone	< 0.63		U	0.63	4	F
SG-VI-0408-9-11	3/13/2023	Chloroform	< 0.14		U	0.14	0.96	F
SG-VI-0408-9-11	3/13/2023	Benzene	7.7			0.091	0.63	F
SG-VI-0408-9-11	3/13/2023	1,1,1-Trichloroethane	< 0.15		U	0.15	1.1	F
SG-VI-0408-9-11	3/13/2023	Vinyl chloride	< 0.058		U	0.058	0.5	F
SG-VI-0408-9-11	3/13/2023	2-Butanone	10			0.44	2.9	F
SG-VI-0408-9-11	3/13/2023	Trichloroethene	0.32	J	J	0.25	1	F
SG-VI-0408-9-11	3/13/2023	Naphthalene	< 0.22		U	0.22	2.1	F
SG-VI-0408-9-11	3/13/2023	o-Xylene	1.3			0.13	0.86	F

Table B-7. Area 10 Soil-Gas Results (continued)

Sample ID	Sample Date	Analyte	Result (µg/m³)	Validation Qualifier	Laboratory Qualifiers	Method Detection Limit (µg/m³)	Reporting Detection Limit (µg/m³)	Sample Type
SG-VI-0409-4-6	3/13/2023	Ethylbenzene	0.51		J	0.16	0.78	F
SG-VI-0409-4-6	3/13/2023	1,2-Dichloroethane	< 0.16		U	0.16	0.73	F
SG-VI-0409-4-6	3/13/2023	Toluene	0.67		J	0.12	0.68	F
SG-VI-0409-4-6	3/13/2023	Tetrachloroethene	< 0.16		U	0.16	1.2	F
SG-VI-0409-4-6	3/13/2023	m,p-Xylene	1.3			0.09	0.78	F
SG-VI-0409-4-6	3/13/2023	Carbon tetrachloride	0.54		J	0.2	1.1	F
SG-VI-0409-4-6	3/13/2023	2-Hexanone	< 0.58		U	0.58	3.7	F
SG-VI-0409-4-6	3/13/2023	Chloroform	< 0.13		U	0.13	0.88	F
SG-VI-0409-4-6	3/13/2023	Benzene	< 1.1	U		0.084	0.58	F
SG-VI-0409-4-6	3/13/2023	1,1,1-Trichloroethane	< 0.14		U	0.14	0.99	F
SG-VI-0409-4-6	3/13/2023	Vinyl chloride	< 0.053		U	0.053	0.46	F
SG-VI-0409-4-6	3/13/2023	2-Butanone	7.2			0.41	2.7	F
SG-VI-0409-4-6	3/13/2023	Trichloroethene	< 0.23		U	0.23	0.97	F
SG-VI-0409-4-6	3/13/2023	Naphthalene	< 0.21		U	0.21	1.9	F
SG-VI-0409-4-6	3/13/2023	o-Xylene	< 0.18	U	J	0.12	0.78	F
SG-VI-0409-9-11	3/13/2023	Ethylbenzene	3.4			0.16	0.78	F
SG-VI-0409-9-11	3/13/2023	1,2-Dichloroethane	< 0.16		U	0.16	0.72	F
SG-VI-0409-9-11	3/13/2023	Toluene	11			0.12	0.67	F
SG-VI-0409-9-11	3/13/2023	Tetrachloroethene	< 0.16		U	0.16	1.2	F
SG-VI-0409-9-11	3/13/2023	m,p-Xylene	4.1			0.088	0.78	F
SG-VI-0409-9-11	3/13/2023	Carbon tetrachloride	< 0.19		U	0.19	1.1	F
SG-VI-0409-9-11	3/13/2023	2-Hexanone	< 0.57		U	0.57	3.7	F
SG-VI-0409-9-11	3/13/2023	Chloroform	< 0.13		U	0.13	0.87	F
SG-VI-0409-9-11	3/13/2023	Benzene	8.1			0.083	0.57	F
SG-VI-0409-9-11	3/13/2023	1,1,1-Trichloroethane	< 0.14		U	0.14	0.98	F
SG-VI-0409-9-11	3/13/2023	Vinyl chloride	< 0.052		U	0.052	0.46	F
SG-VI-0409-9-11	3/13/2023	2-Butanone	8.7			0.4	2.6	F
SG-VI-0409-9-11	3/13/2023	Trichloroethene	< 0.22		U	0.22	0.96	F

Table B-7. Area 10 Soil-Gas Results (continued)

Sample ID	Sample Date	Analyte	Result (μg/m³)	Validation Qualifier	Laboratory Qualifiers	Method Detection Limit (μg/m³)	Reporting Detection Limit (μg/m³)	Sample Type
SG-VI-0409-9-11	3/13/2023	Naphthalene	< 0.2		U	0.2	1.9	F
SG-VI-0409-9-11	3/13/2023	o-Xylene	1.7			0.12	0.78	F
SG-VI-0410-4-6	3/2/2023	Ethylbenzene	2			0.16	0.81	F
SG-VI-0410-4-6	3/2/2023	1,2-Dichloroethane	< 0.16		U	0.16	0.75	F
SG-VI-0410-4-6	3/2/2023	Toluene	7.8	J		0.12	0.7	F
SG-VI-0410-4-6	3/2/2023	Tetrachloroethene	12			0.16	1.3	F
SG-VI-0410-4-6	3/2/2023	m,p-Xylene	1.2			0.092	0.81	F
SG-VI-0410-4-6	3/2/2023	Carbon tetrachloride	0.3	J	J	0.2	1.2	F
SG-VI-0410-4-6	3/2/2023	2-Hexanone	< 0.59		U	0.59	3.8	F
SG-VI-0410-4-6	3/2/2023	Chloroform	< 0.13		U	0.13	0.91	F
SG-VI-0410-4-6	3/2/2023	Benzene	7.6	J		0.086	0.59	F
SG-VI-0410-4-6	3/2/2023	1,1,1-Trichloroethane	2.4	J		0.14	1	F
SG-VI-0410-4-6	3/2/2023	Vinyl chloride	< 0.054		U	0.054	0.48	F
SG-VI-0410-4-6	3/2/2023	2-Butanone	7.3			0.42	2.7	F
SG-VI-0410-4-6	3/2/2023	Trichloroethene	0.36	J	J	0.23	1	F
SG-VI-0410-4-6	3/2/2023	Naphthalene	< 0.21		U	0.21	1.9	F
SG-VI-0410-4-6	3/2/2023	o-Xylene	0.72		J	0.12	0.81	F
SG-VI-0410-4-6	3/2/2023	Ethylbenzene	2.6			0.18	0.88	D
SG-VI-0410-4-6	3/2/2023	1,2-Dichloroethane	< 0.18		U	0.18	0.82	D
SG-VI-0410-4-6	3/2/2023	Toluene	11	J		0.14	0.76	D
SG-VI-0410-4-6	3/2/2023	Tetrachloroethene	9.9			0.18	1.4	D
SG-VI-0410-4-6	3/2/2023	m,p-Xylene	1.6			0.1	0.88	D
SG-VI-0410-4-6	3/2/2023	Carbon tetrachloride	0.26	J	J	0.22	1.3	D
SG-VI-0410-4-6	3/2/2023	2-Hexanone	< 0.64		U	0.64	4.1	D
SG-VI-0410-4-6	3/2/2023	Chloroform	< 0.14		U	0.14	0.99	D
SG-VI-0410-4-6	3/2/2023	Benzene	12	J		0.094	0.64	D
SG-VI-0410-4-6	3/2/2023	1,1,1-Trichloroethane	2.4	J		0.15	1.1	D
SG-VI-0410-4-6	3/2/2023	Vinyl chloride	< 0.059		U	0.059	0.52	D

Table B-7. Area 10 Soil-Gas Results (continued)

Sample ID	Sample Date	Analyte	Result (μg/m³)	Validation Qualifier	Laboratory Qualifiers	Method Detection Limit (μg/m³)	Reporting Detection Limit (μg/m³)	Sample Type
SG-VI-0410-4-6	3/2/2023	2-Butanone	8.3			0.46	3	D
SG-VI-0410-4-6	3/2/2023	Trichloroethene	0.44	J	J	0.25	1.1	D
SG-VI-0410-4-6	3/2/2023	Naphthalene	< 0.23		U	0.23	2.1	D
SG-VI-0410-4-6	3/2/2023	o-Xylene	0.9			0.13	0.88	D
SG-VI-0410-9-11	3/2/2023	Ethylbenzene	3			0.18	0.86	F
SG-VI-0410-9-11	3/2/2023	1,2-Dichloroethane	< 0.18		U	0.18	0.8	F
SG-VI-0410-9-11	3/2/2023	Toluene	10			0.13	0.75	F
SG-VI-0410-9-11	3/2/2023	Tetrachloroethene	20			0.18	1.3	F
SG-VI-0410-9-11	3/2/2023	m,p-Xylene	2.1			0.098	0.86	F
SG-VI-0410-9-11	3/2/2023	Carbon tetrachloride	< 0.26	U	J	0.21	1.2	F
SG-VI-0410-9-11	3/2/2023	2-Hexanone	1.5		J	0.63	4.1	F
SG-VI-0410-9-11	3/2/2023	Chloroform	< 0.14		U	0.14	0.97	F
SG-VI-0410-9-11	3/2/2023	Benzene	18			0.092	0.64	F
SG-VI-0410-9-11	3/2/2023	1,1,1-Trichloroethane	3.3	J		0.15	1.1	F
SG-VI-0410-9-11	3/2/2023	Vinyl chloride	< 0.058		U	0.058	0.51	F
SG-VI-0410-9-11	3/2/2023	2-Butanone	7.1			0.45	2.9	F
SG-VI-0410-9-11	3/2/2023	Trichloroethene	2			0.25	1.1	F
SG-VI-0410-9-11	3/2/2023	Naphthalene	< 0.23		U	0.23	2.1	F
SG-VI-0410-9-11	3/2/2023	o-Xylene	1			0.13	0.86	F
SG-VI-0411-4-6	2/28/2023	Ethylbenzene	0.74		J	0.17	0.84	F
SG-VI-0411-4-6	2/28/2023	1,2-Dichloroethane	< 0.17		U	0.17	0.78	F
SG-VI-0411-4-6	2/28/2023	Toluene	5.8			0.13	0.73	F
SG-VI-0411-4-6	2/28/2023	Tetrachloroethene	0.64		J	0.17	1.3	F
SG-VI-0411-4-6	2/28/2023	m,p-Xylene	0.49		J	0.095	0.84	F
SG-VI-0411-4-6	2/28/2023	Carbon tetrachloride	< 0.21	U	J	0.21	1.2	F
SG-VI-0411-4-6	2/28/2023	2-Hexanone	< 0.61		U	0.61	4	F
SG-VI-0411-4-6	2/28/2023	Chloroform	< 0.14		U	0.14	0.94	F
SG-VI-0411-4-6	2/28/2023	Benzene	< 3.1			0.09	0.62	F

Table B-7. Area 10 Soil-Gas Results (continued)

Sample ID	Sample Date	Analyte	Result (µg/m³)	Validation Qualifier	Laboratory Qualifiers	Method Detection Limit (µg/m³)	Reporting Detection Limit (µg/m³)	Sample Type
SG-VI-0411-4-6	2/28/2023	1,1,1-Trichloroethane	< 0.15		U	0.15	1	F
SG-VI-0411-4-6	2/28/2023	Vinyl chloride	< 0.056		U	0.056	0.49	F
SG-VI-0411-4-6	2/28/2023	2-Butanone	4			0.44	2.8	F
SG-VI-0411-4-6	2/28/2023	Trichloroethene	< 0.24		U	0.24	1	F
SG-VI-0411-4-6	2/28/2023	Naphthalene	< 0.22		U	0.22	2	F
SG-VI-0411-4-6	2/28/2023	o-Xylene	0.22		J	0.12	0.84	F
SG-VI-0411-9-11	2/28/2023	Ethylbenzene	0.82		J	0.17	0.83	F
SG-VI-0411-9-11	2/28/2023	1,2-Dichloroethane	< 0.17		U	0.17	0.77	F
SG-VI-0411-9-11	2/28/2023	Toluene	3.4			0.13	0.72	F
SG-VI-0411-9-11	2/28/2023	Tetrachloroethene	0.5		J	0.17	1.3	F
SG-VI-0411-9-11	2/28/2023	m,p-Xylene	0.54		J	0.094	0.83	F
SG-VI-0411-9-11	2/28/2023	Carbon tetrachloride	0.35		J	0.21	1.2	F
SG-VI-0411-9-11	2/28/2023	2-Hexanone	< 0.61		U	0.61	3.9	F
SG-VI-0411-9-11	2/28/2023	Chloroform	0.25	J	J	0.14	0.93	F
SG-VI-0411-9-11	2/28/2023	Benzene	< 4.3			0.088	0.61	F
SG-VI-0411-9-11	2/28/2023	1,1,1-Trichloroethane	< 0.15		U	0.15	1	F
SG-VI-0411-9-11	2/28/2023	Vinyl chloride	< 0.056		U	0.056	0.49	F
SG-VI-0411-9-11	2/28/2023	2-Butanone	4.9			0.43	2.8	F
SG-VI-0411-9-11	2/28/2023	Trichloroethene	< 0.24		U	0.24	1	F
SG-VI-0411-9-11	2/28/2023	Naphthalene	< 0.22		U	0.22	2	F
SG-VI-0411-9-11	2/28/2023	o-Xylene	0.22		J	0.12	0.83	F
SG-VI-0412-4-6	3/6/2023	Ethylbenzene	1.2			0.18	0.9	F
SG-VI-0412-4-6	3/6/2023	1,2-Dichloroethane	< 0.18		U	0.18	0.84	F
SG-VI-0412-4-6	3/6/2023	Toluene	4.1			0.14	0.78	F
SG-VI-0412-4-6	3/6/2023	Tetrachloroethene	< 0.18		U	0.18	1.4	F
SG-VI-0412-4-6	3/6/2023	m,p-Xylene	1.6			0.1	0.9	F
SG-VI-0412-4-6	3/6/2023	Carbon tetrachloride	< 0.22		U	0.22	1.3	F
SG-VI-0412-4-6	3/6/2023	2-Hexanone	< 0.66		U	0.66	4.3	F

Table B-7. Area 10 Soil-Gas Results (continued)

Sample ID	Sample Date	Analyte	Result (µg/m³)	Validation Qualifier	Laboratory Qualifiers	Method Detection Limit (µg/m³)	Reporting Detection Limit (µg/m³)	Sample Type
SG-VI-0412-4-6	3/6/2023	Chloroform	1.7			0.15	1	F
SG-VI-0412-4-6	3/6/2023	Benzene	1.9	J		0.096	0.66	F
SG-VI-0412-4-6	3/6/2023	1,1,1-Trichloroethane	< 0.16		U	0.16	1.1	F
SG-VI-0412-4-6	3/6/2023	Vinyl chloride	< 0.061		U	0.061	0.53	F
SG-VI-0412-4-6	3/6/2023	2-Butanone	12			0.47	3.1	F
SG-VI-0412-4-6	3/6/2023	Trichloroethene	0.26		J	0.26	1.1	F
SG-VI-0412-4-6	3/6/2023	Naphthalene	< 0.24		U	0.24	2.2	F
SG-VI-0412-4-6	3/6/2023	o-Xylene	0.8		J	0.13	0.9	F
SG-VI-0412-9-11	3/6/2023	Ethylbenzene	1.2			0.18	0.91	F
SG-VI-0412-9-11	3/6/2023	1,2-Dichloroethane	< 0.18		U	0.18	0.85	F
SG-VI-0412-9-11	3/6/2023	Toluene	8.4			0.14	0.79	F
SG-VI-0412-9-11	3/6/2023	Tetrachloroethene	< 0.18		U	0.18	1.4	F
SG-VI-0412-9-11	3/6/2023	m,p-Xylene	1.6			0.1	0.91	F
SG-VI-0412-9-11	3/6/2023	Carbon tetrachloride	0.56	J	J	0.23	1.3	F
SG-VI-0412-9-11	3/6/2023	2-Hexanone	< 0.67		U	0.67	4.3	F
SG-VI-0412-9-11	3/6/2023	Chloroform	< 0.15		U	0.15	1	F
SG-VI-0412-9-11	3/6/2023	Benzene	< 3.6			0.097	0.67	F
SG-VI-0412-9-11	3/6/2023	1,1,1-Trichloroethane	< 0.16		U	0.16	1.1	F
SG-VI-0412-9-11	3/6/2023	Vinyl chloride	< 0.062		U	0.062	0.54	F
SG-VI-0412-9-11	3/6/2023	2-Butanone	9.5			0.47	3.1	F
SG-VI-0412-9-11	3/6/2023	Trichloroethene	< 0.26		U	0.26	1.1	F
SG-VI-0412-9-11	3/6/2023	Naphthalene	< 0.24		U	0.24	2.2	F
SG-VI-0412-9-11	3/6/2023	o-Xylene	0.71		J	0.14	0.91	F
SG-VI-0414-4-6	2/28/2023	Ethylbenzene	0.82		J	0.18	0.91	F
SG-VI-0414-4-6	2/28/2023	1,2-Dichloroethane	< 0.18		U	0.18	0.84	F
SG-VI-0414-4-6	2/28/2023	Toluene	4.8			0.14	0.79	F
SG-VI-0414-4-6	2/28/2023	Tetrachloroethene	0.22		J	0.18	1.4	F
SG-VI-0414-4-6	2/28/2023	m,p-Xylene	1.4			0.1	0.91	F

Table B-7. Area 10 Soil-Gas Results (continued)

Sample ID	Sample Date	Analyte	Result (μg/m³)	Validation Qualifier	Laboratory Qualifiers	Method Detection Limit (μg/m³)	Reporting Detection Limit (μg/m³)	Sample Type
SG-VI-0414-4-6	2/28/2023	Carbon tetrachloride	< 0.22		U	0.22	1.3	F
SG-VI-0414-4-6	2/28/2023	2-Hexanone	< 0.66		U	0.66	4.3	F
SG-VI-0414-4-6	2/28/2023	Chloroform	< 0.15		U	0.15	1	F
SG-VI-0414-4-6	2/28/2023	Benzene	5.2			0.097	0.67	F
SG-VI-0414-4-6	2/28/2023	1,1,1-Trichloroethane	< 0.16		U	0.16	1.1	F
SG-VI-0414-4-6	2/28/2023	Vinyl chloride	44			0.061	0.53	F
SG-VI-0414-4-6	2/28/2023	2-Butanone	< 2.4	U	J	0.47	3.1	F
SG-VI-0414-4-6	2/28/2023	Trichloroethene	11			0.26	1.1	F
SG-VI-0414-4-6	2/28/2023	Naphthalene	< 0.24		U	0.24	2.2	F
SG-VI-0414-4-6	2/28/2023	o-Xylene	0.81	J	J	0.14	0.91	F
SG-VI-0415-5-7	7/10/2023	Ethylbenzene	1.7			0.22	0.93	F
SG-VI-0415-5-7	7/10/2023	1,2-Dichloroethane	< 0.18		U	0.18	0.87	F
SG-VI-0415-5-7	7/10/2023	Toluene	9.3			0.061	0.81	F
SG-VI-0415-5-7	7/10/2023	Tetrachloroethene	7			0.26	1.4	F
SG-VI-0415-5-7	7/10/2023	m,p-Xylene	2.4			0.19	0.93	F
SG-VI-0415-5-7	7/10/2023	Carbon tetrachloride	< 0.2		U	0.2	1.4	F
SG-VI-0415-5-7	7/10/2023	2-Hexanone	< 0.64		U	0.64	4.4	F
SG-VI-0415-5-7	7/10/2023	Chloroform	1.4	J		0.088	1	F
SG-VI-0415-5-7	7/10/2023	Benzene	3.5			0.062	0.69	F
SG-VI-0415-5-7	7/10/2023	1,1,1-Trichloroethane	0.65	J	J	0.14	1.2	F
SG-VI-0415-5-7	7/10/2023	Vinyl chloride	< 0.11		U	0.11	0.55	F
SG-VI-0415-5-7	7/10/2023	2-Butanone	8.5			0.34	3.2	F
SG-VI-0415-5-7	7/10/2023	Trichloroethene	17			0.15	1.2	F
SG-VI-0415-5-7	7/10/2023	Naphthalene	< 0.13	U	J	0.075	2.2	F
SG-VI-0415-5-7	7/10/2023	o-Xylene	1			0.2	0.93	F
SG-VI-0415-5-7	7/10/2023	Ethylbenzene	1.8			0.26	1.1	D
SG-VI-0415-5-7	7/10/2023	1,2-Dichloroethane	< 0.21		U	0.21	1	D
SG-VI-0415-5-7	7/10/2023	Toluene	7.7			0.072	0.95	D

Table B-7. Area 10 Soil-Gas Results (continued)

Sample ID	Sample Date	Analyte	Result (μg/m³)	Validation Qualifier	Laboratory Qualifiers	Method Detection Limit (μg/m³)	Reporting Detection Limit (μg/m³)	Sample Type
SG-VI-0415-5-7	7/10/2023	Tetrachloroethene	7.2			0.3	1.7	D
SG-VI-0415-5-7	7/10/2023	m,p-Xylene	2.2			0.22	1.1	D
SG-VI-0415-5-7	7/10/2023	Carbon tetrachloride	< 0.24		U	0.24	1.6	D
SG-VI-0415-5-7	7/10/2023	2-Hexanone	< 0.75		U	0.75	5.2	D
SG-VI-0415-5-7	7/10/2023	Chloroform	1.4	J		0.1	1.2	D
SG-VI-0415-5-7	7/10/2023	Benzene	3.2			0.072	0.8	D
SG-VI-0415-5-7	7/10/2023	1,1,1-Trichloroethane	0.81		J	0.17	1.4	D
SG-VI-0415-5-7	7/10/2023	Vinyl chloride	< 0.13		U	0.13	0.64	D
SG-VI-0415-5-7	7/10/2023	2-Butanone	8.3			0.4	3.7	D
SG-VI-0415-5-7	7/10/2023	Trichloroethene	18			0.18	1.4	D
SG-VI-0415-5-7	7/10/2023	Naphthalene	< 0.16	U	J	0.088	2.6	D
SG-VI-0415-5-7	7/10/2023	o-Xylene	0.92		J	0.24	1.1	D
SG-VI-0416-4-6	11/25/2024	Ethylbenzene	34	J		0.45	1.6	F
SG-VI-0416-4-6	11/25/2024	1,2-Dichloroethane	< 0.28	J	U	0.28	1.5	F
SG-VI-0416-4-6	11/25/2024	Toluene	100			0.32	1.4	F
SG-VI-0416-4-6	11/25/2024	Tetrachloroethene	12	J		0.81	2.6	F
SG-VI-0416-4-6	11/25/2024	m,p-Xylene	35			0.31	1.6	F
SG-VI-0416-4-6	11/25/2024	Carbon tetrachloride	< 0.62		U	0.62	2.4	F
SG-VI-0416-4-6	11/25/2024	2-Hexanone	2.8		J	0.44	7.8	F
SG-VI-0416-4-6	11/25/2024	Chloroform	< 0.36		U	0.36	1.9	F
SG-VI-0416-4-6	11/25/2024	Benzene	38	J		0.20	4.9	F
SG-VI-0416-4-6	11/25/2024	1,1,1-Trichloroethane	< 0.46		U	0.46	2.1	F
SG-VI-0416-4-6	11/25/2024	Vinyl chloride	77	J		0.26	0.98	F
SG-VI-0416-4-6	11/25/2024	2-Butanone	51	J		0.97	5.6	F
SG-VI-0416-4-6	11/25/2024	Trichloroethene	28	J		0.55	2.0	F
SG-VI-0416-4-6	11/25/2024	Naphthalene	1.2		J	0.20	4.0	F
SG-VI-0416-4-6	11/25/2024	o-Xylene	17			0.34	1.6	F
SG-VI-0416-4-6	11/25/2024	Ethylbenzene	31	J		0.23	0.84	D

Table B-7. Area 10 Soil-Gas Results (continued)

Sample ID	Sample Date	Analyte	Result (µg/m³)	Validation Qualifier	Laboratory Qualifiers	Method Detection Limit (µg/m³)	Reporting Detection Limit (µg/m³)	Sample Type
SG-VI-0416-4-6	11/25/2024	1,2-Dichloroethane	< 0.14	J	U	0.14	0.78	D
SG-VI-0416-4-6	11/25/2024	Toluene	84			0.16	0.73	D
SG-VI-0416-4-6	11/25/2024	Tetrachloroethene	10	J		0.41	1.3	D
SG-VI-0416-4-6	11/25/2024	m,p-Xylene	32			0.16	0.84	D
SG-VI-0416-4-6	11/25/2024	Carbon tetrachloride	< 0.32		U	0.32	1.2	D
SG-VI-0416-4-6	11/25/2024	2-Hexanone	2.0		J	0.22	4.0	D
SG-VI-0416-4-6	11/25/2024	Chloroform	< 0.18		U	0.18	0.95	D
SG-VI-0416-4-6	11/25/2024	Benzene	32			0.10	2.5	D
SG-VI-0416-4-6	11/25/2024	1,1,1-Trichloroethane	< 0.24		U	0.24	1.0	D
SG-VI-0416-4-6	11/25/2024	Vinyl chloride	99	J		0.13	0.50	D
SG-VI-0416-4-6	11/25/2024	2-Butanone	42	J		0.49	2.9	D
SG-VI-0416-4-6	11/25/2024	Trichloroethene	22	J		0.28	1.0	D
SG-VI-0416-4-6	11/25/2024	Naphthalene	1.8		J	0.10	2.0	D
SG-VI-0416-4-6	11/25/2024	o-Xylene	16			0.17	0.84	D
SG-VI-0416-8-10	7/12/2023	Ethylbenzene	11			2.4	11	F
SG-VI-0416-8-10	7/12/2023	1,2-Dichloroethane	< 2.3		U	2.3	10	F
SG-VI-0416-8-10	7/12/2023	Toluene	24			2.4	19	F
SG-VI-0416-8-10	7/12/2023	Tetrachloroethene	2100			3.2	17	F
SG-VI-0416-8-10	7/12/2023	m,p-Xylene	12		J	3.8	22	F
SG-VI-0416-8-10	7/12/2023	Carbon tetrachloride	< 2.9		U	2.9	16	F
SG-VI-0416-8-10	7/12/2023	2-Hexanone	< 15		U	15	41	F
SG-VI-0416-8-10	7/12/2023	Chloroform	< 1.9		U	1.9	12	F
SG-VI-0416-8-10	7/12/2023	Benzene	< 8	U		1.8	8	F
SG-VI-0416-8-10	7/12/2023	1,1,1-Trichloroethane	< 2.6		U	2.6	14	F
SG-VI-0416-8-10	7/12/2023	Vinyl chloride	100			1.5	6.4	F
SG-VI-0416-8-10	7/12/2023	2-Butanone	24	J	J	3.6	30	F
SG-VI-0416-8-10	7/12/2023	Trichloroethene	2600			3	14	F
SG-VI-0416-8-10	7/12/2023	Naphthalene	< 3.2		U	3.2	26	F

Table B-7. Area 10 Soil-Gas Results (continued)

Sample ID	Sample Date	Analyte	Result (µg/m³)	Validation Qualifier	Laboratory Qualifiers	Method Detection Limit (µg/m³)	Reporting Detection Limit (µg/m³)	Sample Type
SG-VI-0416-8-10	7/12/2023	o-Xylene	5.5		J	2	11	F
SG-VI-0416-14-16	11/25/2024	Ethylbenzene	< 24	J	U	24	65	F
SG-VI-0416-14-16	11/25/2024	1,2-Dichloroethane	< 11	J	U	11	60	F
SG-VI-0416-14-16	11/25/2024	Toluene	220			12	110	F
SG-VI-0416-14-16	11/25/2024	Tetrachloroethene	7800			34	100	F
SG-VI-0416-14-16	11/25/2024	m,p-Xylene	< 23	J	U	23	130	F
SG-VI-0416-14-16	11/25/2024	Carbon tetrachloride	< 16	J	U	16	94	F
SG-VI-0416-14-16	11/25/2024	2-Hexanone	< 48	J	U	48	240	F
SG-VI-0416-14-16	11/25/2024	Chloroform	< 14	J	U	14	73	F
SG-VI-0416-14-16	11/25/2024	Benzene	110	J		8.3	48	F
SG-VI-0416-14-16	11/25/2024	1,1,1-Trichloroethane	< 16	J	U	16	81	F
SG-VI-0416-14-16	11/25/2024	Vinyl chloride	3000			18	38	F
SG-VI-0416-14-16	11/25/2024	2-Butanone	< 32	J	U	32	180	F
SG-VI-0416-14-16	11/25/2024	Trichloroethene	15000			12	80	F
SG-VI-0416-14-16	11/25/2024	Naphthalene	< 7.6	J	U	7.6	160	F
SG-VI-0416-14-16	11/25/2024	o-Xylene	< 23	J	U	23	65	F
SG-VI-0416-19-21	11/25/2024	Ethylbenzene	< 2.5		U	2.5	9.2	F
SG-VI-0416-19-21	11/25/2024	1,2-Dichloroethane	< 1.6	J	U	1.6	8.6	F
SG-VI-0416-19-21	11/25/2024	Toluene	20			1.8	8.0	F
SG-VI-0416-19-21	11/25/2024	Tetrachloroethene	1700			4.5	14	F
SG-VI-0416-19-21	11/25/2024	m,p-Xylene	2.1		J	1.7	9.2	F
SG-VI-0416-19-21	11/25/2024	Carbon tetrachloride	< 3.5		U	3.5	13	F
SG-VI-0416-19-21	11/25/2024	2-Hexanone	< 2.5		U	2.5	44	F
SG-VI-0416-19-21	11/25/2024	Chloroform	< 2.0		U	2.0	10	F
SG-VI-0416-19-21	11/25/2024	Benzene	< 7.0	U	J	1.1	27	F
SG-VI-0416-19-21	11/25/2024	1,1,1-Trichloroethane	< 2.6		U	2.6	12	F
SG-VI-0416-19-21	11/25/2024	Vinyl chloride	140			1.5	5.4	F
SG-VI-0416-19-21	11/25/2024	2-Butanone	< 11	U	J	5.4	31	F

Table B-7. Area 10 Soil-Gas Results (continued)

Sample ID	Sample Date	Analyte	Result (µg/m³)	Validation Qualifier	Laboratory Qualifiers	Method Detection Limit (µg/m³)	Reporting Detection Limit (µg/m³)	Sample Type
SG-VI-0416-19-21	11/25/2024	Trichloroethene	2100			3.1	11	F
SG-VI-0416-19-21	11/25/2024	Naphthalene	< 1.1		UJ	1.1	22	F
SG-VI-0416-19-21	11/25/2024	o-Xylene	< 1.9		U	1.9	9.2	F
SG-VI-0417-4-6	11/26/2024	Ethylbenzene	1.7			0.44	1.6	F
SG-VI-0417-4-6	11/26/2024	1,2-Dichloroethane	< 0.28	J	U	0.28	1.5	F
SG-VI-0417-4-6	11/26/2024	Toluene	140			0.31	1.4	F
SG-VI-0417-4-6	11/26/2024	Tetrachloroethene	< 0.80		U	0.80	2.6	F
SG-VI-0417-4-6	11/26/2024	m,p-Xylene	6.6			0.30	1.6	F
SG-VI-0417-4-6	11/26/2024	Carbon tetrachloride	< 0.62		U	0.62	2.4	F
SG-VI-0417-4-6	11/26/2024	2-Hexanone	< 0.44		U	0.44	7.7	F
SG-VI-0417-4-6	11/26/2024	Chloroform	< 0.36		U	0.36	1.8	F
SG-VI-0417-4-6	11/26/2024	Benzene	< 1.4	U	J	0.20	4.8	F
SG-VI-0417-4-6	11/26/2024	1,1,1-Trichloroethane	< 0.46		U	0.46	2.0	F
SG-VI-0417-4-6	11/26/2024	Vinyl chloride	< 0.26		U	0.26	0.96	F
SG-VI-0417-4-6	11/26/2024	2-Butanone	5.0		J	0.96	5.6	F
SG-VI-0417-4-6	11/26/2024	Trichloroethene	< 0.55		U	0.55	2.0	F
SG-VI-0417-4-6	11/26/2024	Naphthalene	< 0.20		UJ	0.20	4.0	F
SG-VI-0417-4-6	11/26/2024	o-Xylene	4.1			0.33	1.6	F
SG-VI-0417-4-6	11/26/2024	Ethylbenzene	2.2			0.45	1.6	D
SG-VI-0417-4-6	11/26/2024	1,2-Dichloroethane	< 0.28	J	U	0.28	1.5	D
SG-VI-0417-4-6	11/26/2024	Toluene	140			0.31	1.4	D
SG-VI-0417-4-6	11/26/2024	Tetrachloroethene	< 0.80		U	0.80	2.6	D
SG-VI-0417-4-6	11/26/2024	m,p-Xylene	7.5			0.30	1.6	D
SG-VI-0417-4-6	11/26/2024	Carbon tetrachloride	< 0.62		U	0.62	2.4	D
SG-VI-0417-4-6	11/26/2024	2-Hexanone	1.2		J	0.44	7.7	D
SG-VI-0417-4-6	11/26/2024	Chloroform	< 0.36		U	0.36	1.8	D
SG-VI-0417-4-6	11/26/2024	Benzene	< 1.8	U	J	0.20	4.8	D
SG-VI-0417-4-6	11/26/2024	1,1,1-Trichloroethane	< 0.46		U	0.46	2.1	D

Table B-7. Area 10 Soil-Gas Results (continued)

Sample ID	Sample Date	Analyte	Result (μg/m³)	Validation Qualifier	Laboratory Qualifiers	Method Detection Limit (μg/m³)	Reporting Detection Limit (μg/m³)	Sample Type
SG-VI-0417-4-6	11/26/2024	Vinyl chloride	< 0.26		U	0.26	0.97	D
SG-VI-0417-4-6	11/26/2024	2-Butanone	9.7			0.96	5.6	D
SG-VI-0417-4-6	11/26/2024	Trichloroethene	< 0.55		U	0.55	2.0	D
SG-VI-0417-4-6	11/26/2024	Naphthalene	< 0.20	U	J	0.20	4.0	D
SG-VI-0417-4-6	11/26/2024	o-Xylene	4.6			0.33	1.6	D
SG-VI-0417-9-11	11/26/2024	Ethylbenzene	< 86	J	U	86	670	F
SG-VI-0417-9-11	11/26/2024	1,2-Dichloroethane	< 180	J	U	180	620	F
SG-VI-0417-9-11	11/26/2024	Toluene	< 79	J	U	79	580	F
SG-VI-0417-9-11	11/26/2024	Tetrachloroethene	< 150	J	U	150	1000	F
SG-VI-0417-9-11	11/26/2024	m,p-Xylene	120		J	88	670	F
SG-VI-0417-9-11	11/26/2024	Carbon tetrachloride	< 170	J	U	170	960	F
SG-VI-0417-9-11	11/26/2024	2-Hexanone	< 610	J	U	610	2500	F
SG-VI-0417-9-11	11/26/2024	Chloroform	< 68	J	U	68	750	F
SG-VI-0417-9-11	11/26/2024	Benzene	< 48	J	U	48	490	F
SG-VI-0417-9-11	11/26/2024	1,1,1-Trichloroethane	< 110	J	U	110	840	F
SG-VI-0417-9-11	11/26/2024	Vinyl chloride	33000			110	390	F
SG-VI-0417-9-11	11/26/2024	2-Butanone	< 270	J	U	270	1800	F
SG-VI-0417-9-11	11/26/2024	Trichloroethene	280		J	220	820	F
SG-VI-0417-9-11	11/26/2024	Naphthalene	< 190	J	U	190	3200	F
SG-VI-0417-9-11	11/26/2024	o-Xylene	< 120	J	U	120	670	F
SG-VI-0417-14-16	11/26/2024	Ethylbenzene	< 550	J	U	550	4200	F
SG-VI-0417-14-16	11/26/2024	1,2-Dichloroethane	< 1200	J	U	1200	4000	F
SG-VI-0417-14-16	11/26/2024	Toluene	< 500	J	U	500	3700	F
SG-VI-0417-14-16	11/26/2024	Tetrachloroethene	< 970	J	U	970	6600	F
SG-VI-0417-14-16	11/26/2024	m,p-Xylene	< 560	J	U	560	4200	F
SG-VI-0417-14-16	11/26/2024	Carbon tetrachloride	< 1100	J	U	1100	6200	F
SG-VI-0417-14-16	11/26/2024	2-Hexanone	< 3900	J	U	3900	16000	F
SG-VI-0417-14-16	11/26/2024	Chloroform	< 440	J	U	440	4800	F

Table B-7. Area 10 Soil-Gas Results (continued)

Sample ID	Sample Date	Analyte	Result (µg/m³)	Validation Qualifier	Laboratory Qualifiers	Method Detection Limit (µg/m³)	Reporting Detection Limit (µg/m³)	Sample Type
SG-VI-0417-14-16	11/26/2024	Benzene	< 310	J	U	310	3100	F
SG-VI-0417-14-16	11/26/2024	1,1,1-Trichloroethane	< 710	J	U	710	5300	F
SG-VI-0417-14-16	11/26/2024	Vinyl chloride	160000			690	2500	F
SG-VI-0417-14-16	11/26/2024	2-Butanone	< 1700	J	U	1700	12000	F
SG-VI-0417-14-16	11/26/2024	Trichloroethene	5600			1400	5300	F
SG-VI-0417-14-16	11/26/2024	Naphthalene	< 1200	J	U	1200	20000	F
SG-VI-0417-14-16	11/26/2024	o-Xylene	< 760	J	U	760	4200	F
SG-VI-0417-17-19	7/12/2023	Ethylbenzene	< 37	J	U	37	170	F
SG-VI-0417-17-19	7/12/2023	1,2-Dichloroethane	< 50		U	50	160	F
SG-VI-0417-17-19	7/12/2023	Toluene	250	J		21	150	F
SG-VI-0417-17-19	7/12/2023	Tetrachloroethene	170000			37	260	F
SG-VI-0417-17-19	7/12/2023	m,p-Xylene	36	J	J	27	170	F
SG-VI-0417-17-19	7/12/2023	Carbon tetrachloride	< 47		U	47	240	F
SG-VI-0417-17-19	7/12/2023	2-Hexanone	< 64		U	64	640	F
SG-VI-0417-17-19	7/12/2023	Chloroform	< 37		U	37	190	F
SG-VI-0417-17-19	7/12/2023	Benzene	340	J		14	120	F
SG-VI-0417-17-19	7/12/2023	1,1,1-Trichloroethane	< 43		U	43	210	F
SG-VI-0417-17-19	7/12/2023	Vinyl chloride	26000			42	99	F
SG-VI-0417-17-19	7/12/2023	2-Butanone	< 780	U		91	460	F
SG-VI-0417-17-19	7/12/2023	Trichloroethene	200000			51	210	F
SG-VI-0417-17-19	7/12/2023	Naphthalene	< 35		U	35	810	F
SG-VI-0417-17-19	7/12/2023	o-Xylene	< 27		U	27	170	F
SG-VI-0417-19-21	11/26/2024	Ethylbenzene	0.54		J	0.23	0.85	F
SG-VI-0417-19-21	11/26/2024	1,2-Dichloroethane	< 0.15	J	U	0.15	0.79	F
SG-VI-0417-19-21	11/26/2024	Toluene	3.7			0.16	0.74	F
SG-VI-0417-19-21	11/26/2024	Tetrachloroethene	6.7			0.41	1.3	F
SG-VI-0417-19-21	11/26/2024	m,p-Xylene	0.57		J	0.16	0.85	F
SG-VI-0417-19-21	11/26/2024	Carbon tetrachloride	< 0.32		U	0.32	1.2	F

Table B-7. Area 10 Soil-Gas Results (continued)

Sample ID	Sample Date	Analyte	Result (μg/m³)	Validation Qualifier	Laboratory Qualifiers	Method Detection Limit (μg/m³)	Reporting Detection Limit (μg/m³)	Sample Type
SG-VI-0417-19-21	11/26/2024	2-Hexanone	< 0.23		U	0.23	4.0	F
SG-VI-0417-19-21	11/26/2024	Chloroform	< 0.19		U	0.19	0.96	F
SG-VI-0417-19-21	11/26/2024	Benzene	< 1.9	U	J	0.10	2.5	F
SG-VI-0417-19-21	11/26/2024	1,1,1-Trichloroethane	< 0.24		U	0.24	1.1	F
SG-VI-0417-19-21	11/26/2024	Vinyl chloride	22			0.14	0.50	F
SG-VI-0417-19-21	11/26/2024	2-Butanone	3.6			0.50	2.9	F
SG-VI-0417-19-21	11/26/2024	Trichloroethene	2.7			0.28	1.0	F
SG-VI-0417-19-21	11/26/2024	Naphthalene	< 0.10		UJ	0.10	2.0	F
SG-VI-0417-19-21	11/26/2024	o-Xylene	0.34		J	0.17	0.85	F
SG-VI-0418-4-6	11/25/2024	Ethylbenzene	0.25		J	0.23	0.86	F
SG-VI-0418-4-6	11/25/2024	1,2-Dichloroethane	< 0.15	J	U	0.15	0.80	F
SG-VI-0418-4-6	11/25/2024	Toluene	5.7			0.16	0.74	F
SG-VI-0418-4-6	11/25/2024	Tetrachloroethene	2.4			0.42	1.3	F
SG-VI-0418-4-6	11/25/2024	m,p-Xylene	0.53		J	0.16	0.86	F
SG-VI-0418-4-6	11/25/2024	Carbon tetrachloride	< 0.32		U	0.32	1.2	F
SG-VI-0418-4-6	11/25/2024	2-Hexanone	< 0.23		U	0.23	4.0	F
SG-VI-0418-4-6	11/25/2024	Chloroform	< 0.19		U	0.19	0.96	F
SG-VI-0418-4-6	11/25/2024	Benzene	< 0.73	U	J	0.10	2.5	F
SG-VI-0418-4-6	11/25/2024	1,1,1-Trichloroethane	< 0.24	J	U	0.24	1.1	F
SG-VI-0418-4-6	11/25/2024	Vinyl chloride	1.5			0.14	0.50	F
SG-VI-0418-4-6	11/25/2024	2-Butanone	3.0			0.50	2.9	F
SG-VI-0418-4-6	11/25/2024	Trichloroethene	< 0.29		U	0.29	1.0	F
SG-VI-0418-4-6	11/25/2024	Naphthalene	< 0.10		UJ	0.10	2.1	F
SG-VI-0418-4-6	11/25/2024	o-Xylene	0.28		J	0.17	0.86	F
SG-VI-0418-9-11	11/25/2024	Ethylbenzene	< 140	J	U	140	1100	F
SG-VI-0418-9-11	11/25/2024	1,2-Dichloroethane	< 290	J	U	290	990	F
SG-VI-0418-9-11	11/25/2024	Toluene	< 120	J	U	120	920	F
SG-VI-0418-9-11	11/25/2024	Tetrachloroethene	< 240	J	U	240	1700	F

Table B-7. Area 10 Soil-Gas Results (continued)

Sample ID	Sample Date	Analyte	Result (µg/m³)	Validation Qualifier	Laboratory Qualifiers	Method Detection Limit (µg/m³)	Reporting Detection Limit (µg/m³)	Sample Type
SG-VI-0418-9-11	11/25/2024	m,p-Xylene	< 140	J	U	140	1100	F
SG-VI-0418-9-11	11/25/2024	Carbon tetrachloride	< 270	J	U	270	1500	F
SG-VI-0418-9-11	11/25/2024	2-Hexanone	< 970	J	U	970	4000	F
SG-VI-0418-9-11	11/25/2024	Chloroform	< 110	J	U	110	1200	F
SG-VI-0418-9-11	11/25/2024	Benzene	< 76	J	U	76	780	F
SG-VI-0418-9-11	11/25/2024	1,1,1-Trichloroethane	< 180	J	U	180	1300	F
SG-VI-0418-9-11	11/25/2024	Vinyl chloride	66000			170	630	F
SG-VI-0418-9-11	11/25/2024	2-Butanone	< 430	J	U	430	2900	F
SG-VI-0418-9-11	11/25/2024	Trichloroethene	< 350	J	U	350	1300	F
SG-VI-0418-9-11	11/25/2024	Naphthalene	< 310	J	U	310	5100	F
SG-VI-0418-9-11	11/25/2024	o-Xylene	< 190	J	U	190	1100	F
SG-VI-0418-14-16	11/25/2024	Ethylbenzene	< 92	J	U	92	710	F
SG-VI-0418-14-16	11/25/2024	1,2-Dichloroethane	< 200	J	U	200	660	F
SG-VI-0418-14-16	11/25/2024	Toluene	< 84	J	U	84	620	F
SG-VI-0418-14-16	11/25/2024	Tetrachloroethene	< 160	J	U	160	1100	F
SG-VI-0418-14-16	11/25/2024	m,p-Xylene	< 94	J	U	94	710	F
SG-VI-0418-14-16	11/25/2024	Carbon tetrachloride	< 180	J	U	180	1000	F
SG-VI-0418-14-16	11/25/2024	2-Hexanone	< 650	J	U	650	2700	F
SG-VI-0418-14-16	11/25/2024	Chloroform	< 73	J	U	73	800	F
SG-VI-0418-14-16	11/25/2024	Benzene	< 51	J	U	51	520	F
SG-VI-0418-14-16	11/25/2024	1,1,1-Trichloroethane	< 120		U	120	890	F
SG-VI-0418-14-16	11/25/2024	Vinyl chloride	45000			110	420	F
SG-VI-0418-14-16	11/25/2024	2-Butanone	< 290	J	U	290	1900	F
SG-VI-0418-14-16	11/25/2024	Trichloroethene	790		J	240	880	F
SG-VI-0418-14-16	11/25/2024	Naphthalene	< 210	J	U	210	3400	F
SG-VI-0418-14-16	11/25/2024	o-Xylene	< 130	J	U	130	710	F
SG-VI-0418-17-19	7/10/2023	Ethylbenzene	46		J	14	62	F
SG-VI-0418-17-19	7/10/2023	1,2-Dichloroethane	< 19		U	19	58	F

Table B-7. Area 10 Soil-Gas Results (continued)

Sample ID	Sample Date	Analyte	Result (µg/m³)	Validation Qualifier	Laboratory Qualifiers	Method Detection Limit (µg/m³)	Reporting Detection Limit (µg/m³)	Sample Type
SG-VI-0418-17-19	7/10/2023	Toluene	270			7.9	54	F
SG-VI-0418-17-19	7/10/2023	Tetrachloroethene	86000			14	98	F
SG-VI-0418-17-19	7/10/2023	m,p-Xylene	47		J	10	62	F
SG-VI-0418-17-19	7/10/2023	Carbon tetrachloride	< 17		U	17	91	F
SG-VI-0418-17-19	7/10/2023	2-Hexanone	< 24		U	24	240	F
SG-VI-0418-17-19	7/10/2023	Chloroform	< 14		U	14	70	F
SG-VI-0418-17-19	7/10/2023	Benzene	260			5.3	46	F
SG-VI-0418-17-19	7/10/2023	1,1,1-Trichloroethane	< 16		U	16	78	F
SG-VI-0418-17-19	7/10/2023	Vinyl chloride	15000			16	37	F
SG-VI-0418-17-19	7/10/2023	2-Butanone	< 470	U		34	170	F
SG-VI-0418-17-19	7/10/2023	Trichloroethene	66000			19	77	F
SG-VI-0418-17-19	7/10/2023	Naphthalene	< 14	U	J	13	300	F
SG-VI-0418-17-19	7/10/2023	o-Xylene	23		J	10	62	F
SG-VI-0419-19-21	3/13/2023	Ethylbenzene	13			0.18	0.87	F
SG-VI-0419-19-21	3/13/2023	1,2-Dichloroethane	< 0.18		U	0.18	0.81	F
SG-VI-0419-19-21	3/13/2023	Toluene	100			0.13	0.76	F
SG-VI-0419-19-21	3/13/2023	Tetrachloroethene	18			0.18	1.4	F
SG-VI-0419-19-21	3/13/2023	m,p-Xylene	14			0.099	0.87	F
SG-VI-0419-19-21	3/13/2023	Carbon tetrachloride	0.53	J	J	0.22	1.3	F
SG-VI-0419-19-21	3/13/2023	2-Hexanone	< 2.3	U	J	0.64	4.1	F
SG-VI-0419-19-21	3/13/2023	Chloroform	< 0.14		U	0.14	0.98	F
SG-VI-0419-19-21	3/13/2023	Benzene	75			0.093	0.64	F
SG-VI-0419-19-21	3/13/2023	1,1,1-Trichloroethane	< 0.15		U	0.15	1.1	F
SG-VI-0419-19-21	3/13/2023	Vinyl chloride	180			0.059	0.51	F
SG-VI-0419-19-21	3/13/2023	2-Butanone	60	J		0.45	3	F
SG-VI-0419-19-21	3/13/2023	Trichloroethene	29			0.25	1.1	F
SG-VI-0419-19-21	3/13/2023	Naphthalene	< 0.23		U	0.23	2.1	F
SG-VI-0419-19-21	3/13/2023	o-Xylene	7.1			0.13	0.87	F

Table B-7. Area 10 Soil-Gas Results (continued)

Sample ID	Sample Date	Analyte	Result (µg/m³)	Validation Qualifier	Laboratory Qualifiers	Method Detection Limit (µg/m³)	Reporting Detection Limit (µg/m³)	Sample Type
SG-VI-0420-18-20	7/10/2023	Ethylbenzene	31		J	26	120	F
SG-VI-0420-18-20	7/10/2023	1,2-Dichloroethane	< 36		U	36	110	F
SG-VI-0420-18-20	7/10/2023	Toluene	260			15	100	F
SG-VI-0420-18-20	7/10/2023	Tetrachloroethene	28000			27	190	F
SG-VI-0420-18-20	7/10/2023	m,p-Xylene	26		J	19	120	F
SG-VI-0420-18-20	7/10/2023	Carbon tetrachloride	< 34		U	34	180	F
SG-VI-0420-18-20	7/10/2023	2-Hexanone	< 46		U	46	460	F
SG-VI-0420-18-20	7/10/2023	Chloroform	< 27		U	27	140	F
SG-VI-0420-18-20	7/10/2023	Benzene	200			10	89	F
SG-VI-0420-18-20	7/10/2023	1,1,1-Trichloroethane	< 31		U	31	150	F
SG-VI-0420-18-20	7/10/2023	Vinyl chloride	63000			30	72	F
SG-VI-0420-18-20	7/10/2023	2-Butanone	< 700	U		66	330	F
SG-VI-0420-18-20	7/10/2023	Trichloroethene	100000			37	150	F
SG-VI-0420-18-20	7/10/2023	Naphthalene	< 26		U	26	590	F
SG-VI-0420-18-20	7/10/2023	o-Xylene	< 19		U	19	120	F
SG-VI-0421-12-14	7/17/2023	Ethylbenzene	< 14		U	14	64	F
SG-VI-0421-12-14	7/17/2023	1,2-Dichloroethane	< 14		U	14	59	F
SG-VI-0421-12-14	7/17/2023	Toluene	76	J	J	14	110	F
SG-VI-0421-12-14	7/17/2023	Tetrachloroethene	< 19		U	19	99	F
SG-VI-0421-12-14	7/17/2023	m,p-Xylene	< 22		U	22	130	F
SG-VI-0421-12-14	7/17/2023	Carbon tetrachloride	< 17		U	17	92	F
SG-VI-0421-12-14	7/17/2023	2-Hexanone	< 86		U	86	240	F
SG-VI-0421-12-14	7/17/2023	Chloroform	< 11		U	11	72	F
SG-VI-0421-12-14	7/17/2023	Benzene	93	J		10	47	F
SG-VI-0421-12-14	7/17/2023	1,1,1-Trichloroethane	< 15		U	15	80	F
SG-VI-0421-12-14	7/17/2023	Vinyl chloride	8600			8.9	37	F
SG-VI-0421-12-14	7/17/2023	2-Butanone	67	J	J	21	170	F
SG-VI-0421-12-14	7/17/2023	Trichloroethene	< 17		U	17	79	F

Table B-7. Area 10 Soil-Gas Results (continued)

Sample ID	Sample Date	Analyte	Result (µg/m³)	Validation Qualifier	Laboratory Qualifiers	Method Detection Limit (µg/m³)	Reporting Detection Limit (µg/m³)	Sample Type
SG-VI-0421-12-14	7/17/2023	Naphthalene	< 19		U	19	150	F
SG-VI-0421-12-14	7/17/2023	o-Xylene	< 12		U	12	64	F
SG-VI-0422-10-12	7/17/2023	Ethylbenzene	< 150		U	150	690	F
SG-VI-0422-10-12	7/17/2023	1,2-Dichloroethane	< 150		U	150	640	F
SG-VI-0422-10-12	7/17/2023	Toluene	220		J	150	1200	F
SG-VI-0422-10-12	7/17/2023	Tetrachloroethene	< 200		U	200	1100	F
SG-VI-0422-10-12	7/17/2023	m,p-Xylene	< 240		U	240	1400	F
SG-VI-0422-10-12	7/17/2023	Carbon tetrachloride	< 180		U	180	1000	F
SG-VI-0422-10-12	7/17/2023	2-Hexanone	< 930		U	930	2600	F
SG-VI-0422-10-12	7/17/2023	Chloroform	< 120		U	120	780	F
SG-VI-0422-10-12	7/17/2023	Benzene	< 130	U	J	110	510	F
SG-VI-0422-10-12	7/17/2023	1,1,1-Trichloroethane	< 160		U	160	870	F
SG-VI-0422-10-12	7/17/2023	Vinyl chloride	120000			97	410	F
SG-VI-0422-10-12	7/17/2023	2-Butanone	< 220		U	220	1900	F
SG-VI-0422-10-12	7/17/2023	Trichloroethene	4300			190	860	F
SG-VI-0422-10-12	7/17/2023	Naphthalene	< 200		U	200	1700	F
SG-VI-0422-10-12	7/17/2023	o-Xylene	< 130		U	130	690	F
SG-VI-0423-3-5	3/9/2023	Ethylbenzene	7.9			0.18	0.87	F
SG-VI-0423-3-5	3/9/2023	1,2-Dichloroethane	< 0.18		U	0.18	0.81	F
SG-VI-0423-3-5	3/9/2023	Toluene	26			0.13	0.75	F
SG-VI-0423-3-5	3/9/2023	Tetrachloroethene	0.38	J	J	0.18	1.4	F
SG-VI-0423-3-5	3/9/2023	m,p-Xylene	7.3			0.099	0.87	F
SG-VI-0423-3-5	3/9/2023	Carbon tetrachloride	0.5	J	J	0.22	1.2	F
SG-VI-0423-3-5	3/9/2023	2-Hexanone	< 0.64		U	0.64	4.1	F
SG-VI-0423-3-5	3/9/2023	Chloroform	< 0.14		U	0.14	0.98	F
SG-VI-0423-3-5	3/9/2023	Benzene	24			0.093	0.64	F
SG-VI-0423-3-5	3/9/2023	1,1,1-Trichloroethane	< 0.15		U	0.15	1.1	F
SG-VI-0423-3-5	3/9/2023	Vinyl chloride	4.9			0.058	0.51	F

Table B-7. Area 10 Soil-Gas Results (continued)

Sample ID	Sample Date	Analyte	Result (µg/m³)	Validation Qualifier	Laboratory Qualifiers	Method Detection Limit (µg/m³)	Reporting Detection Limit (µg/m³)	Sample Type
SG-VI-0423-3-5	3/9/2023	2-Butanone	12	J		0.45	2.9	F
SG-VI-0423-3-5	3/9/2023	Trichloroethene	120			0.25	1.1	F
SG-VI-0423-3-5	3/9/2023	Naphthalene	0.87	J	J	0.23	2.1	F
SG-VI-0423-3-5	3/9/2023	o-Xylene	4.8			0.13	0.87	F
SG-VI-0424-11-13	7/19/2023	Ethylbenzene	< 4.8		U	4.8	21	F
SG-VI-0424-11-13	7/19/2023	1,2-Dichloroethane	< 4.6		U	4.6	20	F
SG-VI-0424-11-13	7/19/2023	Toluene	20		J	4.8	37	F
SG-VI-0424-11-13	7/19/2023	Tetrachloroethene	< 6.3		U	6.3	33	F
SG-VI-0424-11-13	7/19/2023	m,p-Xylene	< 7.5		U	7.5	43	F
SG-VI-0424-11-13	7/19/2023	Carbon tetrachloride	< 5.7		U	5.7	31	F
SG-VI-0424-11-13	7/19/2023	2-Hexanone	< 29		U	29	80	F
SG-VI-0424-11-13	7/19/2023	Chloroform	< 3.7		U	3.7	24	F
SG-VI-0424-11-13	7/19/2023	Benzene	8.9	J	J	3.4	16	F
SG-VI-0424-11-13	7/19/2023	1,1,1-Trichloroethane	< 5		U	5	27	F
SG-VI-0424-11-13	7/19/2023	Vinyl chloride	2700			3	12	F
SG-VI-0424-11-13	7/19/2023	2-Butanone	32	J	J	6.9	58	F
SG-VI-0424-11-13	7/19/2023	Trichloroethene	580			5.8	26	F
SG-VI-0424-11-13	7/19/2023	Naphthalene	< 6.2		U	6.2	51	F
SG-VI-0424-11-13	7/19/2023	o-Xylene	< 4		U	4	21	F
SG-VI-0425-11-13	7/19/2023	Ethylbenzene	45			2.3	9.6	F
SG-VI-0425-11-13	7/19/2023	1,2-Dichloroethane	< 1.9		U	1.9	8.9	F
SG-VI-0425-11-13	7/19/2023	Toluene	150			0.63	8.3	F
SG-VI-0425-11-13	7/19/2023	Tetrachloroethene	< 2.6		U	2.6	15	F
SG-VI-0425-11-13	7/19/2023	m,p-Xylene	54			1.9	9.6	F
SG-VI-0425-11-13	7/19/2023	Carbon tetrachloride	< 2.1		U	2.1	14	F
SG-VI-0425-11-13	7/19/2023	2-Hexanone	6.8		J	6.6	45	F
SG-VI-0425-11-13	7/19/2023	Chloroform	< 0.9		U	0.9	11	F
SG-VI-0425-11-13	7/19/2023	Benzene	88			0.63	7	F

Table B-7. Area 10 Soil-Gas Results (continued)

Sample ID	Sample Date	Analyte	Result (µg/m³)	Validation Qualifier	Laboratory Qualifiers	Method Detection Limit (µg/m³)	Reporting Detection Limit (µg/m³)	Sample Type
SG-VI-0425-11-13	7/19/2023	1,1,1-Trichloroethane	< 1.4		U	1.4	12	F
SG-VI-0425-11-13	7/19/2023	Vinyl chloride	210			1.2	5.6	F
SG-VI-0425-11-13	7/19/2023	2-Butanone	110			3.5	32	F
SG-VI-0425-11-13	7/19/2023	Trichloroethene	2200			1.5	12	F
SG-VI-0425-11-13	7/19/2023	Naphthalene	< 0.76		U	0.76	23	F
SG-VI-0425-11-13	7/19/2023	o-Xylene	26			2.1	9.6	F
SG-VI-0426-11-13	7/20/2023	Ethylbenzene	0.47		J	0.22	0.91	F
SG-VI-0426-11-13	7/20/2023	1,2-Dichloroethane	< 0.18		U	0.18	0.84	F
SG-VI-0426-11-13	7/20/2023	Toluene	3.1			0.06	0.79	F
SG-VI-0426-11-13	7/20/2023	Tetrachloroethene	< 0.25		U	0.25	1.4	F
SG-VI-0426-11-13	7/20/2023	m,p-Xylene	1.1			0.18	0.91	F
SG-VI-0426-11-13	7/20/2023	Carbon tetrachloride	0.4		J	0.2	1.3	F
SG-VI-0426-11-13	7/20/2023	2-Hexanone	1.6		J	0.62	4.3	F
SG-VI-0426-11-13	7/20/2023	Chloroform	0.14	J	J	0.086	1	F
SG-VI-0426-11-13	7/20/2023	Benzene	1.8			0.06	0.67	F
SG-VI-0426-11-13	7/20/2023	1,1,1-Trichloroethane	< 0.14		U	0.14	1.1	F
SG-VI-0426-11-13	7/20/2023	Vinyl chloride	1.9	J		0.11	0.53	F
SG-VI-0426-11-13	7/20/2023	2-Butanone	14			0.33	3.1	F
SG-VI-0426-11-13	7/20/2023	Trichloroethene	3.8			0.14	1.1	F
SG-VI-0426-11-13	7/20/2023	Naphthalene	0.3	J	J	0.073	2.2	F
SG-VI-0426-11-13	7/20/2023	o-Xylene	0.45	J	J	0.2	0.91	F
SG-VI-0427-7-9	3/9/2023	Ethylbenzene	1.6			0.16	0.78	F
SG-VI-0427-7-9	3/9/2023	1,2-Dichloroethane	< 0.16		U	0.16	0.73	F
SG-VI-0427-7-9	3/9/2023	Toluene	5.3			0.12	0.68	F
SG-VI-0427-7-9	3/9/2023	Tetrachloroethene	0.49		J	0.16	1.2	F
SG-VI-0427-7-9	3/9/2023	m,p-Xylene	2.4			0.089	0.78	F
SG-VI-0427-7-9	3/9/2023	Carbon tetrachloride	0.55		J	0.19	1.1	F
SG-VI-0427-7-9	3/9/2023	2-Hexanone	< 0.57		U	0.57	3.7	F

Table B-7. Area 10 Soil-Gas Results (continued)

Sample ID	Sample Date	Analyte	Result (µg/m³)	Validation Qualifier	Laboratory Qualifiers	Method Detection Limit (µg/m³)	Reporting Detection Limit (µg/m³)	Sample Type
SG-VI-0427-7-9	3/9/2023	Chloroform	< 0.13		U	0.13	0.88	F
SG-VI-0427-7-9	3/9/2023	Benzene	4.2			0.083	0.58	F
SG-VI-0427-7-9	3/9/2023	1,1,1-Trichloroethane	< 0.14		U	0.14	0.98	F
SG-VI-0427-7-9	3/9/2023	Vinyl chloride	22			0.053	0.46	F
SG-VI-0427-7-9	3/9/2023	2-Butanone	9.4	J		0.41	2.6	F
SG-VI-0427-7-9	3/9/2023	Trichloroethene	8.4			0.22	0.97	F
SG-VI-0427-7-9	3/9/2023	Naphthalene	< 0.2		U	0.2	1.9	F
SG-VI-0427-7-9	3/9/2023	o-Xylene	1			0.12	0.78	F
SG-VI-0428-11-13	7/19/2023	Ethylbenzene	1.3			0.21	0.88	F
SG-VI-0428-11-13	7/19/2023	1,2-Dichloroethane	< 0.17		U	0.17	0.82	F
SG-VI-0428-11-13	7/19/2023	Toluene	6.1			0.058	0.77	F
SG-VI-0428-11-13	7/19/2023	Tetrachloroethene	< 0.24		U	0.24	1.4	F
SG-VI-0428-11-13	7/19/2023	m,p-Xylene	2			0.18	0.88	F
SG-VI-0428-11-13	7/19/2023	Carbon tetrachloride	0.39		J	0.19	1.3	F
SG-VI-0428-11-13	7/19/2023	2-Hexanone	2.7		J	0.61	4.2	F
SG-VI-0428-11-13	7/19/2023	Chloroform	< 0.084		U	0.084	1	F
SG-VI-0428-11-13	7/19/2023	Benzene	2.6			0.059	0.65	F
SG-VI-0428-11-13	7/19/2023	1,1,1-Trichloroethane	< 0.13		U	0.13	1.1	F
SG-VI-0428-11-13	7/19/2023	Vinyl chloride	< 0.11		U	0.11	0.52	F
SG-VI-0428-11-13	7/19/2023	2-Butanone	18			0.32	3	F
SG-VI-0428-11-13	7/19/2023	Trichloroethene	0.22		J	0.14	1.1	F
SG-VI-0428-11-13	7/19/2023	Naphthalene	0.56	J	J	0.071	2.1	F
SG-VI-0428-11-13	7/19/2023	o-Xylene	0.89			0.19	0.88	F
SG-VI-0428-11-13	7/19/2023	Ethylbenzene	1.3			0.2	0.84	D
SG-VI-0428-11-13	7/19/2023	1,2-Dichloroethane	< 0.16		U	0.16	0.78	D
SG-VI-0428-11-13	7/19/2023	Toluene	6			0.055	0.73	D
SG-VI-0428-11-13	7/19/2023	Tetrachloroethene	< 0.23		U	0.23	1.3	D
SG-VI-0428-11-13	7/19/2023	m,p-Xylene	1.9			0.17	0.84	D

Table B-7. Area 10 Soil-Gas Results (continued)

Sample ID	Sample Date	Analyte	Result (µg/m³)	Validation Qualifier	Laboratory Qualifiers	Method Detection Limit (µg/m³)	Reporting Detection Limit (µg/m³)	Sample Type
SG-VI-0428-11-13	7/19/2023	Carbon tetrachloride	0.38	J	J	0.18	1.2	D
SG-VI-0428-11-13	7/19/2023	2-Hexanone	3		J	0.58	4	D
SG-VI-0428-11-13	7/19/2023	Chloroform	< 0.08		U	0.08	0.95	D
SG-VI-0428-11-13	7/19/2023	Benzene	3			0.056	0.62	D
SG-VI-0428-11-13	7/19/2023	1,1,1-Trichloroethane	< 0.13		U	0.13	1	D
SG-VI-0428-11-13	7/19/2023	Vinyl chloride	< 0.1		U	0.1	0.5	D
SG-VI-0428-11-13	7/19/2023	2-Butanone	19			0.31	2.9	D
SG-VI-0428-11-13	7/19/2023	Trichloroethene	0.2		J	0.14	1	D
SG-VI-0428-11-13	7/19/2023	Naphthalene	0.5	J	J	0.068	2	D
SG-VI-0428-11-13	7/19/2023	o-Xylene	0.99			0.18	0.84	D
SG-VI-0429-4-6	10/8/2024	Ethylbenzene	15			1.2	4.4	F
SG-VI-0429-4-6	10/8/2024	1,2-Dichloroethane	< 0.75		U	0.75	4.1	F
SG-VI-0429-4-6	10/8/2024	Toluene	44			0.83	3.8	F
SG-VI-0429-4-6	10/8/2024	Tetrachloroethene	1100			2.1	6.8	F
SG-VI-0429-4-6	10/8/2024	m,p-Xylene	20			0.81	4.4	F
SG-VI-0429-4-6	10/8/2024	Carbon tetrachloride	15			1.6	6.4	F
SG-VI-0429-4-6	10/8/2024	2-Hexanone	< 1.2		U	1.2	21	F
SG-VI-0429-4-6	10/8/2024	Chloroform	< 0.96		U	0.96	4.9	F
SG-VI-0429-4-6	10/8/2024	Benzene	32	J		0.53	13	F
SG-VI-0429-4-6	10/8/2024	1,1,1-Trichloroethane	< 1.2		U	1.2	5.5	F
SG-VI-0429-4-6	10/8/2024	Vinyl chloride	< 0.70		U	0.70	2.6	F
SG-VI-0429-4-6	10/8/2024	2-Butanone	21			2.6	15	F
SG-VI-0429-4-6	10/8/2024	Trichloroethene	< 2.7	U	J	1.5	5.4	F
SG-VI-0429-4-6	10/8/2024	Naphthalene	< 0.80	U	J	0.54	10	F
SG-VI-0429-4-6	10/8/2024	o-Xylene	8.7			0.89	4.4	F
SG-VI-0429-9-11	10/8/2024	Ethylbenzene	5.8			0.78	2.9	F
SG-VI-0429-9-11	10/8/2024	1,2-Dichloroethane	< 0.49		U	0.49	2.7	F
SG-VI-0429-9-11	10/8/2024	Toluene	18			0.54	2.5	F

Table B-7. Area 10 Soil-Gas Results (continued)

Sample ID	Sample Date	Analyte	Result (µg/m³)	Validation Qualifier	Laboratory Qualifiers	Method Detection Limit (µg/m³)	Reporting Detection Limit (µg/m³)	Sample Type
SG-VI-0429-9-11	10/8/2024	Tetrachloroethene	700			1.4	4.5	F
SG-VI-0429-9-11	10/8/2024	m,p-Xylene	5.4			0.53	2.9	F
SG-VI-0429-9-11	10/8/2024	Carbon tetrachloride	3.9		J	1.1	4.1	F
SG-VI-0429-9-11	10/8/2024	2-Hexanone	< 0.76		U	0.76	13	F
SG-VI-0429-9-11	10/8/2024	Chloroform	< 0.63		U	0.63	3.2	F
SG-VI-0429-9-11	10/8/2024	Benzene	16	J		0.35	8.4	F
SG-VI-0429-9-11	10/8/2024	1,1,1-Trichloroethane	< 0.80		U	0.80	3.6	F
SG-VI-0429-9-11	10/8/2024	Vinyl chloride	< 0.45		U	0.45	1.7	F
SG-VI-0429-9-11	10/8/2024	2-Butanone	12			1.7	9.7	F
SG-VI-0429-9-11	10/8/2024	Trichloroethene	< 2.1	U	J	0.96	3.5	F
SG-VI-0429-9-11	10/8/2024	Naphthalene	< 0.35		U	0.35	6.9	F
SG-VI-0429-9-11	10/8/2024	o-Xylene	1.9		J	0.58	2.9	F
SG-VI-0429-14-16	10/8/2024	Ethylbenzene	5.5			0.24	0.88	F
SG-VI-0429-14-16	10/8/2024	1,2-Dichloroethane	< 0.15		U	0.15	0.82	F
SG-VI-0429-14-16	10/8/2024	Toluene	11			0.17	0.76	F
SG-VI-0429-14-16	10/8/2024	Tetrachloroethene	7.7			0.43	1.4	F
SG-VI-0429-14-16	10/8/2024	m,p-Xylene	5.5			0.16	0.88	F
SG-VI-0429-14-16	10/8/2024	Carbon tetrachloride	< 0.50	U	J	0.33	1.3	F
SG-VI-0429-14-16	10/8/2024	2-Hexanone	< 0.40	U	J	0.23	4.1	F
SG-VI-0429-14-16	10/8/2024	Chloroform	< 0.19		U	0.19	0.99	F
SG-VI-0429-14-16	10/8/2024	Benzene	3.1	J		0.11	2.6	F
SG-VI-0429-14-16	10/8/2024	1,1,1-Trichloroethane	< 0.24		U	0.24	1.1	F
SG-VI-0429-14-16	10/8/2024	Vinyl chloride	< 0.14		U	0.14	0.52	F
SG-VI-0429-14-16	10/8/2024	2-Butanone	7.0			0.51	3.0	F
SG-VI-0429-14-16	10/8/2024	Trichloroethene	< 0.29		U	0.29	1.1	F
SG-VI-0429-14-16	10/8/2024	Naphthalene	4.0			0.11	2.1	F
SG-VI-0429-14-16	10/8/2024	o-Xylene	2.5			0.18	0.88	F
SG-VI-0429-19-21	10/8/2024	Ethylbenzene	1.4			0.25	0.93	F

Table B-7. Area 10 Soil-Gas Results (continued)

Sample ID	Sample Date	Analyte	Result (µg/m³)	Validation Qualifier	Laboratory Qualifiers	Method Detection Limit (µg/m³)	Reporting Detection Limit (µg/m³)	Sample Type
SG-VI-0429-19-21	10/8/2024	1,2-Dichloroethane	< 0.16		U	0.16	0.87	F
SG-VI-0429-19-21	10/8/2024	Toluene	8.8			0.18	0.81	F
SG-VI-0429-19-21	10/8/2024	Tetrachloroethene	< 1.7	U		0.45	1.4	F
SG-VI-0429-19-21	10/8/2024	m,p-Xylene	2.0			0.17	0.93	F
SG-VI-0429-19-21	10/8/2024	Carbon tetrachloride	< 0.51	U	J	0.35	1.3	F
SG-VI-0429-19-21	10/8/2024	2-Hexanone	2.1		J	0.25	4.4	F
SG-VI-0429-19-21	10/8/2024	Chloroform	< 0.20		U	0.20	1.0	F
SG-VI-0429-19-21	10/8/2024	Benzene	< 2.1	U	J	0.11	2.7	F
SG-VI-0429-19-21	10/8/2024	1,1,1-Trichloroethane	< 0.26		U	0.26	1.2	F
SG-VI-0429-19-21	10/8/2024	Vinyl chloride	< 0.15		U	0.15	0.55	F
SG-VI-0429-19-21	10/8/2024	2-Butanone	83			0.54	3.2	F
SG-VI-0429-19-21	10/8/2024	Trichloroethene	< 0.31		U	0.31	1.2	F
SG-VI-0429-19-21	10/8/2024	Naphthalene	2.4			0.11	2.2	F
SG-VI-0429-19-21	10/8/2024	o-Xylene	0.92		J	0.19	0.93	F
SG-VI-0430-4-6	10/15/2024	Ethylbenzene	15			3.4	9.1	F
SG-VI-0430-4-6	10/15/2024	1,2-Dichloroethane	< 1.6		U	1.6	8.4	F
SG-VI-0430-4-6	10/15/2024	Toluene	40	J		1.7	16	F
SG-VI-0430-4-6	10/15/2024	Tetrachloroethene	4600			4.7	14	F
SG-VI-0430-4-6	10/15/2024	m,p-Xylene	14		J	3.2	18	F
SG-VI-0430-4-6	10/15/2024	Carbon tetrachloride	< 2.3		U	2.3	13	F
SG-VI-0430-4-6	10/15/2024	2-Hexanone	< 6.7		U	6.7	34	F
SG-VI-0430-4-6	10/15/2024	Chloroform	< 2.0		U	2.0	10	F
SG-VI-0430-4-6	10/15/2024	Benzene	26	J		1.2	6.7	F
SG-VI-0430-4-6	10/15/2024	1,1,1-Trichloroethane	< 2.3		U	2.3	11	F
SG-VI-0430-4-6	10/15/2024	Vinyl chloride	< 2.5	J	U	2.5	5.3	F
SG-VI-0430-4-6	10/15/2024	2-Butanone	38	J		4.5	25	F
SG-VI-0430-4-6	10/15/2024	Trichloroethene	< 9.8	U	J	1.6	11	F
SG-VI-0430-4-6	10/15/2024	Naphthalene	1.8		J	1.1	22	F

Table B-7. Area 10 Soil-Gas Results (continued)

Sample ID	Sample Date	Analyte	Result (µg/m³)	Validation Qualifier	Laboratory Qualifiers	Method Detection Limit (µg/m³)	Reporting Detection Limit (µg/m³)	Sample Type
SG-VI-0430-4-6	10/15/2024	o-Xylene	7.6		J	3.2	9.1	F
SG-VI-0430-4-6	10/15/2024	Ethylbenzene	16			3.5	9.2	D
SG-VI-0430-4-6	10/15/2024	1,2-Dichloroethane	< 1.6		U	1.6	8.6	D
SG-VI-0430-4-6	10/15/2024	Toluene	40	J		1.8	16	D
SG-VI-0430-4-6	10/15/2024	Tetrachloroethene	4500			4.8	14	D
SG-VI-0430-4-6	10/15/2024	m,p-Xylene	15		J	3.3	18	D
SG-VI-0430-4-6	10/15/2024	Carbon tetrachloride	< 2.3		U	2.3	13	D
SG-VI-0430-4-6	10/15/2024	2-Hexanone	< 6.8		U	6.8	35	D
SG-VI-0430-4-6	10/15/2024	Chloroform	< 2.1		U	2.1	10	D
SG-VI-0430-4-6	10/15/2024	Benzene	26	J		1.2	6.8	D
SG-VI-0430-4-6	10/15/2024	1,1,1-Trichloroethane	< 2.3		U	2.3	12	D
SG-VI-0430-4-6	10/15/2024	Vinyl chloride	< 2.5	J	U	2.5	5.4	D
SG-VI-0430-4-6	10/15/2024	2-Butanone	17		J	4.6	25	D
SG-VI-0430-4-6	10/15/2024	Trichloroethene	< 9.9	U	J	1.7	11	D
SG-VI-0430-4-6	10/15/2024	Naphthalene	1.1		J	1.1	22	D
SG-VI-0430-4-6	10/15/2024	o-Xylene	7.0		J	3.2	9.2	D
SG-VI-0430-9-11	10/15/2024	Ethylbenzene	12		J	8.8	23	F
SG-VI-0430-9-11	10/15/2024	1,2-Dichloroethane	< 4.1		U	4.1	22	F
SG-VI-0430-9-11	10/15/2024	Toluene	58	J		4.4	40	F
SG-VI-0430-9-11	10/15/2024	Tetrachloroethene	12000			12	36	F
SG-VI-0430-9-11	10/15/2024	m,p-Xylene	11		J	8.3	46	F
SG-VI-0430-9-11	10/15/2024	Carbon tetrachloride	< 5.8		U	5.8	34	F
SG-VI-0430-9-11	10/15/2024	2-Hexanone	< 17		U	17	88	F
SG-VI-0430-9-11	10/15/2024	Chloroform	< 5.2		U	5.2	26	F
SG-VI-0430-9-11	10/15/2024	Benzene	31	J		3.0	17	F
SG-VI-0430-9-11	10/15/2024	1,1,1-Trichloroethane	< 5.8		U	5.8	29	F
SG-VI-0430-9-11	10/15/2024	Vinyl chloride	< 6.3	J	U	6.3	14	F
SG-VI-0430-9-11	10/15/2024	2-Butanone	46		J	12	63	F

Table B-7. Area 10 Soil-Gas Results (continued)

Sample ID	Sample Date	Analyte	Result (µg/m³)	Validation Qualifier	Laboratory Qualifiers	Method Detection Limit (µg/m³)	Reporting Detection Limit (µg/m³)	Sample Type
SG-VI-0430-9-11	10/15/2024	Trichloroethene	75	J		4.2	29	F
SG-VI-0430-9-11	10/15/2024	Naphthalene	< 2.7		U	2.7	56	F
SG-VI-0430-9-11	10/15/2024	o-Xylene	< 8.1		U	8.1	23	F
SG-VI-0430-14-16	10/15/2024	Ethylbenzene	15		J	5.5	43	F
SG-VI-0430-14-16	10/15/2024	1,2-Dichloroethane	< 12		U	12	40	F
SG-VI-0430-14-16	10/15/2024	Toluene	55			5.1	37	F
SG-VI-0430-14-16	10/15/2024	Tetrachloroethene	34000			9.7	67	F
SG-VI-0430-14-16	10/15/2024	m,p-Xylene	14		J	5.7	43	F
SG-VI-0430-14-16	10/15/2024	Carbon tetrachloride	< 11		U	11	62	F
SG-VI-0430-14-16	10/15/2024	2-Hexanone	< 39		U	39	160	F
SG-VI-0430-14-16	10/15/2024	Chloroform	< 11	U	J	4.4	48	F
SG-VI-0430-14-16	10/15/2024	Benzene	41	J		3.1	31	F
SG-VI-0430-14-16	10/15/2024	1,1,1-Trichloroethane	< 7.1		U	7.1	54	F
SG-VI-0430-14-16	10/15/2024	Vinyl chloride	150	J		6.9	25	F
SG-VI-0430-14-16	10/15/2024	2-Butanone	< 88	U	J	17	120	F
SG-VI-0430-14-16	10/15/2024	Trichloroethene	70000			14	53	F
SG-VI-0430-14-16	10/15/2024	Naphthalene	< 12		UJ	12	210	F
SG-VI-0430-14-16	10/15/2024	o-Xylene	< 7.6		U	7.6	43	F
SG-VI-0430-19-21	10/15/2024	Ethylbenzene	0.92		J	0.78	2.9	F
SG-VI-0430-19-21	10/15/2024	1,2-Dichloroethane	< 0.50		U	0.50	2.7	F
SG-VI-0430-19-21	10/15/2024	Toluene	14			0.55	2.5	F
SG-VI-0430-19-21	10/15/2024	Tetrachloroethene	350			1.4	4.5	F
SG-VI-0430-19-21	10/15/2024	m,p-Xylene	1.6		J	0.54	2.9	F
SG-VI-0430-19-21	10/15/2024	Carbon tetrachloride	< 1.1		U	1.1	4.2	F
SG-VI-0430-19-21	10/15/2024	2-Hexanone	< 0.77		U	0.77	14	F
SG-VI-0430-19-21	10/15/2024	Chloroform	< 0.63		U	0.63	3.2	F
SG-VI-0430-19-21	10/15/2024	Benzene	< 1.8	U	J	0.35	8.5	F
SG-VI-0430-19-21	10/15/2024	1,1,1-Trichloroethane	< 0.81		U	0.81	3.6	F

Table B-7. Area 10 Soil-Gas Results (continued)

Sample ID	Sample Date	Analyte	Result (µg/m³)	Validation Qualifier	Laboratory Qualifiers	Method Detection Limit (µg/m³)	Reporting Detection Limit (µg/m³)	Sample Type
SG-VI-0430-19-21	10/15/2024	Vinyl chloride	5.3			0.46	1.7	F
SG-VI-0430-19-21	10/15/2024	2-Butanone	15	J		1.7	9.8	F
SG-VI-0430-19-21	10/15/2024	Trichloroethene	890			0.96	3.6	F
SG-VI-0430-19-21	10/15/2024	Naphthalene	5.3		J	0.35	7.0	F
SG-VI-0430-19-21	10/15/2024	o-Xylene	0.70		J	0.59	2.9	F
SG-VI-0431-4-6	10/16/2024	Ethylbenzene	13	J		0.44	1.6	F
SG-VI-0431-4-6	10/16/2024	1,2-Dichloroethane	< 0.28		U	0.28	1.5	F
SG-VI-0431-4-6	10/16/2024	Toluene	33			0.31	1.4	F
SG-VI-0431-4-6	10/16/2024	Tetrachloroethene	500			0.78	2.5	F
SG-VI-0431-4-6	10/16/2024	m,p-Xylene	10	J		0.30	1.6	F
SG-VI-0431-4-6	10/16/2024	Carbon tetrachloride	< 0.60		U	0.60	2.3	F
SG-VI-0431-4-6	10/16/2024	2-Hexanone	< 0.87	U	J	0.43	7.6	F
SG-VI-0431-4-6	10/16/2024	Chloroform	2.4	J		0.35	1.8	F
SG-VI-0431-4-6	10/16/2024	Benzene	22	J		0.20	4.7	F
SG-VI-0431-4-6	10/16/2024	1,1,1-Trichloroethane	< 0.45		U	0.45	2.0	F
SG-VI-0431-4-6	10/16/2024	Vinyl chloride	< 0.26		U	0.26	0.95	F
SG-VI-0431-4-6	10/16/2024	2-Butanone	9.6			0.94	5.5	F
SG-VI-0431-4-6	10/16/2024	Trichloroethene	11			0.54	2.0	F
SG-VI-0431-4-6	10/16/2024	Naphthalene	< 0.33	U	J	0.20	3.9	F
SG-VI-0431-4-6	10/16/2024	o-Xylene	4.0			0.33	1.6	F
SG-VI-0431-9-11	10/16/2024	Ethylbenzene	6.2			0.50	1.8	F
SG-VI-0431-9-11	10/16/2024	1,2-Dichloroethane	< 0.32		U	0.32	1.7	F
SG-VI-0431-9-11	10/16/2024	Toluene	20			0.35	1.6	F
SG-VI-0431-9-11	10/16/2024	Tetrachloroethene	62			0.90	2.9	F
SG-VI-0431-9-11	10/16/2024	m,p-Xylene	5.6			0.34	1.8	F
SG-VI-0431-9-11	10/16/2024	Carbon tetrachloride	< 0.69		U	0.69	2.7	F
SG-VI-0431-9-11	10/16/2024	2-Hexanone	2.8		J	0.49	8.7	F
SG-VI-0431-9-11	10/16/2024	Chloroform	< 1.5	U	J	0.40	2.1	F

Table B-7. Area 10 Soil-Gas Results (continued)

Sample ID	Sample Date	Analyte	Result (µg/m³)	Validation Qualifier	Laboratory Qualifiers	Method Detection Limit (µg/m³)	Reporting Detection Limit (µg/m³)	Sample Type
SG-VI-0431-9-11	10/16/2024	Benzene	21	J		0.22	5.4	F
SG-VI-0431-9-11	10/16/2024	1,1,1-Trichloroethane	< 0.52		U	0.52	2.3	F
SG-VI-0431-9-11	10/16/2024	Vinyl chloride	< 0.29		U	0.29	1.1	F
SG-VI-0431-9-11	10/16/2024	2-Butanone	38	J		1.1	6.2	F
SG-VI-0431-9-11	10/16/2024	Trichloroethene	< 2.1	U	J	0.62	2.3	F
SG-VI-0431-9-11	10/16/2024	Naphthalene	< 0.35	U	J	0.23	4.4	F
SG-VI-0431-9-11	10/16/2024	o-Xylene	2.4			0.38	1.8	F
SG-VI-0431-14-16	10/16/2024	Ethylbenzene	0.75		J	0.37	1.4	F
SG-VI-0431-14-16	10/16/2024	1,2-Dichloroethane	< 0.24		U	0.24	1.3	F
SG-VI-0431-14-16	10/16/2024	Toluene	7.5			0.26	1.2	F
SG-VI-0431-14-16	10/16/2024	Tetrachloroethene	2.1		J	0.67	2.2	F
SG-VI-0431-14-16	10/16/2024	m,p-Xylene	1.3		J	0.26	1.4	F
SG-VI-0431-14-16	10/16/2024	Carbon tetrachloride	< 0.52		U	0.52	2.0	F
SG-VI-0431-14-16	10/16/2024	2-Hexanone	2.4		J	0.37	6.5	F
SG-VI-0431-14-16	10/16/2024	Chloroform	< 0.30		U	0.30	1.5	F
SG-VI-0431-14-16	10/16/2024	Benzene	< 2.7	U	J	0.17	4.0	F
SG-VI-0431-14-16	10/16/2024	1,1,1-Trichloroethane	< 0.38		U	0.38	1.7	F
SG-VI-0431-14-16	10/16/2024	Vinyl chloride	16			0.22	0.81	F
SG-VI-0431-14-16	10/16/2024	2-Butanone	88	J		0.81	4.7	F
SG-VI-0431-14-16	10/16/2024	Trichloroethene	< 1.3	U	J	0.46	1.7	F
SG-VI-0431-14-16	10/16/2024	Naphthalene	1.0		J	0.17	3.3	F
SG-VI-0431-14-16	10/16/2024	o-Xylene	0.72		J	0.28	1.4	F
SG-VI-0431-19-21	10/16/2024	Ethylbenzene	2.6	J		0.27	1.0	F
SG-VI-0431-19-21	10/16/2024	1,2-Dichloroethane	< 0.17		U	0.17	0.94	F
SG-VI-0431-19-21	10/16/2024	Toluene	10			0.19	0.87	F
SG-VI-0431-19-21	10/16/2024	Tetrachloroethene	6.9			0.49	1.6	F
SG-VI-0431-19-21	10/16/2024	m,p-Xylene	4.4	J		0.19	1.0	F
SG-VI-0431-19-21	10/16/2024	Carbon tetrachloride	< 0.46	U	J	0.38	1.4	F

Table B-7. Area 10 Soil-Gas Results (continued)

Sample ID	Sample Date	Analyte	Result (μg/m³)	Validation Qualifier	Laboratory Qualifiers	Method Detection Limit (μg/m³)	Reporting Detection Limit (μg/m³)	Sample Type
SG-VI-0431-19-21	10/16/2024	2-Hexanone	2.6		J	0.27	4.8	F
SG-VI-0431-19-21	10/16/2024	Chloroform	< 0.22		U	0.22	1.1	F
SG-VI-0431-19-21	10/16/2024	Benzene	3.1	J		0.12	3.0	F
SG-VI-0431-19-21	10/16/2024	1,1,1-Trichloroethane	< 0.28		U	0.28	1.3	F
SG-VI-0431-19-21	10/16/2024	Vinyl chloride	< 0.16		U	0.16	0.59	F
SG-VI-0431-19-21	10/16/2024	2-Butanone	27			0.59	3.4	F
SG-VI-0431-19-21	10/16/2024	Trichloroethene	< 0.86	U	J	0.34	1.2	F
SG-VI-0431-19-21	10/16/2024	Naphthalene	0.37		J	0.12	2.4	F
SG-VI-0431-19-21	10/16/2024	o-Xylene	3.1			0.20	1.0	F
SG-VI-0432-4-6	10/17/2024	Ethylbenzene	21			1.2	4.6	F
SG-VI-0432-4-6	10/17/2024	1,2-Dichloroethane	< 0.79		U	0.79	4.3	F
SG-VI-0432-4-6	10/17/2024	Toluene	59			0.88	4.0	F
SG-VI-0432-4-6	10/17/2024	Tetrachloroethene	230			2.2	7.2	F
SG-VI-0432-4-6	10/17/2024	m,p-Xylene	18			0.86	4.6	F
SG-VI-0432-4-6	10/17/2024	Carbon tetrachloride	< 1.7		U	1.7	6.7	F
SG-VI-0432-4-6	10/17/2024	2-Hexanone	2.4		J	1.2	22	F
SG-VI-0432-4-6	10/17/2024	Chloroform	< 4.1	U	J	1.0	5.2	F
SG-VI-0432-4-6	10/17/2024	Benzene	34	J		0.56	14	F
SG-VI-0432-4-6	10/17/2024	1,1,1-Trichloroethane	< 1.3		U	1.3	5.8	F
SG-VI-0432-4-6	10/17/2024	Vinyl chloride	< 0.73		U	0.73	2.7	F
SG-VI-0432-4-6	10/17/2024	2-Butanone	24	J		2.7	16	F
SG-VI-0432-4-6	10/17/2024	Trichloroethene	15			1.5	5.7	F
SG-VI-0432-4-6	10/17/2024	Naphthalene	1.5		J	0.56	11	F
SG-VI-0432-4-6	10/17/2024	o-Xylene	6.9			0.94	4.6	F
SG-VI-0432-4-6	10/17/2024	Ethylbenzene	20			0.24	0.88	D
SG-VI-0432-4-6	10/17/2024	1,2-Dichloroethane	< 0.23	U	J	0.15	0.82	D
SG-VI-0432-4-6	10/17/2024	Toluene	49			0.17	0.76	D
SG-VI-0432-4-6	10/17/2024	Tetrachloroethene	240			0.43	1.4	D

Table B-7. Area 10 Soil-Gas Results (continued)

Sample ID	Sample Date	Analyte	Result (µg/m³)	Validation Qualifier	Laboratory Qualifiers	Method Detection Limit (µg/m³)	Reporting Detection Limit (µg/m³)	Sample Type
SG-VI-0432-4-6	10/17/2024	m,p-Xylene	17			0.16	0.88	D
SG-VI-0432-4-6	10/17/2024	Carbon tetrachloride	< 0.33		U	0.33	1.3	D
SG-VI-0432-4-6	10/17/2024	2-Hexanone	3.4		J	0.23	4.2	D
SG-VI-0432-4-6	10/17/2024	Chloroform	3.8	J		0.19	0.99	D
SG-VI-0432-4-6	10/17/2024	Benzene	28			0.11	2.6	D
SG-VI-0432-4-6	10/17/2024	1,1,1-Trichloroethane	< 0.25		U	0.25	1.1	D
SG-VI-0432-4-6	10/17/2024	Vinyl chloride	< 0.14		U	0.14	0.52	D
SG-VI-0432-4-6	10/17/2024	2-Butanone	28	J		0.52	3.0	D
SG-VI-0432-4-6	10/17/2024	Trichloroethene	14			0.29	1.1	D
SG-VI-0432-4-6	10/17/2024	Naphthalene	1.2		J	0.11	2.1	D
SG-VI-0432-4-6	10/17/2024	o-Xylene	7.1			0.18	0.88	D
SG-VI-0432-9-11	10/17/2024	Ethylbenzene	17			1.1	4.2	F
SG-VI-0432-9-11	10/17/2024	1,2-Dichloroethane	< 0.72		U	0.72	3.9	F
SG-VI-0432-9-11	10/17/2024	Toluene	74			0.80	3.6	F
SG-VI-0432-9-11	10/17/2024	Tetrachloroethene	< 3.7	U	J	2.0	6.6	F
SG-VI-0432-9-11	10/17/2024	m,p-Xylene	15			0.78	4.2	F
SG-VI-0432-9-11	10/17/2024	Carbon tetrachloride	< 1.6		U	1.6	6.1	F
SG-VI-0432-9-11	10/17/2024	2-Hexanone	3.6		J	1.1	20	F
SG-VI-0432-9-11	10/17/2024	Chloroform	< 0.93		U	0.93	4.7	F
SG-VI-0432-9-11	10/17/2024	Benzene	42	J		0.51	12	F
SG-VI-0432-9-11	10/17/2024	1,1,1-Trichloroethane	< 1.2		U	1.2	5.3	F
SG-VI-0432-9-11	10/17/2024	Vinyl chloride	< 0.67		U	0.67	2.5	F
SG-VI-0432-9-11	10/17/2024	2-Butanone	59	J		2.5	14	F
SG-VI-0432-9-11	10/17/2024	Trichloroethene	< 1.4		U	1.4	5.2	F
SG-VI-0432-9-11	10/17/2024	Naphthalene	1.4		J	0.52	10	F
SG-VI-0432-9-11	10/17/2024	o-Xylene	8.0			0.86	4.2	F
SG-VI-0432-14-16	10/17/2024	Ethylbenzene	27			1.4	5.1	F
SG-VI-0432-14-16	10/17/2024	1,2-Dichloroethane	< 0.88		U	0.88	4.8	F

Table B-7. Area 10 Soil-Gas Results (continued)

Sample ID	Sample Date	Analyte	Result (µg/m³)	Validation Qualifier	Laboratory Qualifiers	Method Detection Limit (µg/m³)	Reporting Detection Limit (µg/m³)	Sample Type
SG-VI-0432-14-16	10/17/2024	Toluene	98			0.97	4.4	F
SG-VI-0432-14-16	10/17/2024	Tetrachloroethene	< 3.4	U	J	2.5	8.0	F
SG-VI-0432-14-16	10/17/2024	m,p-Xylene	27			0.95	5.1	F
SG-VI-0432-14-16	10/17/2024	Carbon tetrachloride	< 1.9		U	1.9	7.4	F
SG-VI-0432-14-16	10/17/2024	2-Hexanone	< 1.4		U	1.4	24	F
SG-VI-0432-14-16	10/17/2024	Chloroform	< 1.1		U	1.1	5.8	F
SG-VI-0432-14-16	10/17/2024	Benzene	74	J		0.62	15	F
SG-VI-0432-14-16	10/17/2024	1,1,1-Trichloroethane	< 1.4		U	1.4	6.4	F
SG-VI-0432-14-16	10/17/2024	Vinyl chloride	< 0.81		U	0.81	3.0	F
SG-VI-0432-14-16	10/17/2024	2-Butanone	48	J		3.0	17	F
SG-VI-0432-14-16	10/17/2024	Trichloroethene	< 1.7		U	1.7	6.3	F
SG-VI-0432-14-16	10/17/2024	Naphthalene	< 0.63		U	0.63	12	F
SG-VI-0432-14-16	10/17/2024	o-Xylene	13			1.0	5.1	F
SG-VI-0432-19-21	10/17/2024	Ethylbenzene	< 5.0		U	5.0	18	F
SG-VI-0432-19-21	10/17/2024	1,2-Dichloroethane	< 3.1		U	3.1	17	F
SG-VI-0432-19-21	10/17/2024	Toluene	17			3.5	16	F
SG-VI-0432-19-21	10/17/2024	Tetrachloroethene	< 8.9		U	8.9	28	F
SG-VI-0432-19-21	10/17/2024	m,p-Xylene	4.8		J	3.4	18	F
SG-VI-0432-19-21	10/17/2024	Carbon tetrachloride	< 6.8		U	6.8	26	F
SG-VI-0432-19-21	10/17/2024	2-Hexanone	< 4.8		U	4.8	86	F
SG-VI-0432-19-21	10/17/2024	Chloroform	< 4.0		U	4.0	20	F
SG-VI-0432-19-21	10/17/2024	Benzene	17		J	2.2	54	F
SG-VI-0432-19-21	10/17/2024	1,1,1-Trichloroethane	< 5.1		U	5.1	23	F
SG-VI-0432-19-21	10/17/2024	Vinyl chloride	< 2.9		U	2.9	11	F
SG-VI-0432-19-21	10/17/2024	2-Butanone	45		J	11	62	F
SG-VI-0432-19-21	10/17/2024	Trichloroethene	< 6.1		U	6.1	22	F
SG-VI-0432-19-21	10/17/2024	Naphthalene	< 2.2		U	2.2	44	F
SG-VI-0432-19-21	10/17/2024	o-Xylene	< 3.7		U	3.7	18	F

Table B-7. Area 10 Soil-Gas Results (continued)

Sample ID	Sample Date	Analyte	Result (µg/m³)	Validation Qualifier	Laboratory Qualifiers	Method Detection Limit (µg/m³)	Reporting Detection Limit (µg/m³)	Sample Type
SG-VI-0433-4-6	10/21/2024	Ethylbenzene	62			1.2	4.4	F
SG-VI-0433-4-6	10/21/2024	1,2-Dichloroethane	< 0.75		U	0.75	4.1	F
SG-VI-0433-4-6	10/21/2024	Toluene	210			0.83	3.8	F
SG-VI-0433-4-6	10/21/2024	Tetrachloroethene	30	J		2.1	6.8	F
SG-VI-0433-4-6	10/21/2024	m,p-Xylene	56			0.81	4.4	F
SG-VI-0433-4-6	10/21/2024	Carbon tetrachloride	< 1.6		U	1.6	6.4	F
SG-VI-0433-4-6	10/21/2024	2-Hexanone	< 6.9	U	J	1.2	21	F
SG-VI-0433-4-6	10/21/2024	Chloroform	< 0.96		U	0.96	4.9	F
SG-VI-0433-4-6	10/21/2024	Benzene	240			0.53	13	F
SG-VI-0433-4-6	10/21/2024	1,1,1-Trichloroethane	< 1.2		U	1.2	5.5	F
SG-VI-0433-4-6	10/21/2024	Vinyl chloride	< 0.70		U	0.70	2.6	F
SG-VI-0433-4-6	10/21/2024	2-Butanone	95			2.6	15	F
SG-VI-0433-4-6	10/21/2024	Trichloroethene	< 7.7	JU		1.5	5.4	F
SG-VI-0433-4-6	10/21/2024	Naphthalene	2.9		J	0.54	10	F
SG-VI-0433-4-6	10/21/2024	o-Xylene	30			0.89	4.4	F
SG-VI-0433-9-11	10/21/2024	Ethylbenzene	40			0.47	1.7	F
SG-VI-0433-9-11	10/21/2024	1,2-Dichloroethane	< 0.30		U	0.30	1.6	F
SG-VI-0433-9-11	10/21/2024	Toluene	110			0.33	1.5	F
SG-VI-0433-9-11	10/21/2024	Tetrachloroethene	< 3.0	JU		0.84	2.7	F
SG-VI-0433-9-11	10/21/2024	m,p-Xylene	95			0.32	1.7	F
SG-VI-0433-9-11	10/21/2024	Carbon tetrachloride	< 0.65		U	0.65	2.5	F
SG-VI-0433-9-11	10/21/2024	2-Hexanone	4.1		J	0.46	8.1	F
SG-VI-0433-9-11	10/21/2024	Chloroform	< 0.38		U	0.38	1.9	F
SG-VI-0433-9-11	10/21/2024	Benzene	29	J		0.21	5.1	F
SG-VI-0433-9-11	10/21/2024	1,1,1-Trichloroethane	< 0.48		U	0.48	2.2	F
SG-VI-0433-9-11	10/21/2024	Vinyl chloride	< 0.27		U	0.27	1.0	F
SG-VI-0433-9-11	10/21/2024	2-Butanone	65			1.0	5.8	F
SG-VI-0433-9-11	10/21/2024	Trichloroethene	< 1.0	U	J	0.58	2.1	F

Table B-7. Area 10 Soil-Gas Results (continued)

Sample ID	Sample Date	Analyte	Result (µg/m³)	Validation Qualifier	Laboratory Qualifiers	Method Detection Limit (µg/m³)	Reporting Detection Limit (µg/m³)	Sample Type
SG-VI-0433-9-11	10/21/2024	Naphthalene	3.7		J	0.21	4.2	F
SG-VI-0433-9-11	10/21/2024	o-Xylene	42			0.35	1.7	F
SG-VI-0433-14-16	10/21/2024	Ethylbenzene	16			0.24	0.87	F
SG-VI-0433-14-16	10/21/2024	1,2-Dichloroethane	< 0.15		U	0.15	0.81	F
SG-VI-0433-14-16	10/21/2024	Toluene	53			0.16	0.75	F
SG-VI-0433-14-16	10/21/2024	Tetrachloroethene	< 0.86	U	J	0.42	1.4	F
SG-VI-0433-14-16	10/21/2024	m,p-Xylene	38			0.16	0.87	F
SG-VI-0433-14-16	10/21/2024	Carbon tetrachloride	< 0.43	U	J	0.33	1.2	F
SG-VI-0433-14-16	10/21/2024	2-Hexanone	10			0.23	4.1	F
SG-VI-0433-14-16	10/21/2024	Chloroform	< 0.19		U	0.19	0.98	F
SG-VI-0433-14-16	10/21/2024	Benzene	16	J		0.10	2.6	F
SG-VI-0433-14-16	10/21/2024	1,1,1-Trichloroethane	< 0.24		U	0.24	1.1	F
SG-VI-0433-14-16	10/21/2024	Vinyl chloride	< 0.14		U	0.14	0.51	F
SG-VI-0433-14-16	10/21/2024	2-Butanone	140			0.51	2.9	F
SG-VI-0433-14-16	10/21/2024	Trichloroethene	< 0.29		U	0.29	1.1	F
SG-VI-0433-14-16	10/21/2024	Naphthalene	6.1			0.11	2.1	F
SG-VI-0433-14-16	10/21/2024	o-Xylene	17			0.18	0.87	F
SG-VI-0433-19-21	10/21/2024	Ethylbenzene	8.6			0.26	0.97	F
SG-VI-0433-19-21	10/21/2024	1,2-Dichloroethane	< 0.17		U	0.17	0.90	F
SG-VI-0433-19-21	10/21/2024	Toluene	21			0.18	0.84	F
SG-VI-0433-19-21	10/21/2024	Tetrachloroethene	1.1		J	0.47	1.5	F
SG-VI-0433-19-21	10/21/2024	m,p-Xylene	33			0.18	0.97	F
SG-VI-0433-19-21	10/21/2024	Carbon tetrachloride	< 0.44	U	J	0.36	1.4	F
SG-VI-0433-19-21	10/21/2024	2-Hexanone	5.6	J		0.26	4.6	F
SG-VI-0433-19-21	10/21/2024	Chloroform	< 0.21		U	0.21	1.1	F
SG-VI-0433-19-21	10/21/2024	Benzene	4.8	J		0.12	2.8	F
SG-VI-0433-19-21	10/21/2024	1,1,1-Trichloroethane	< 0.27		U	0.27	1.2	F
SG-VI-0433-19-21	10/21/2024	Vinyl chloride	< 0.15		U	0.15	0.57	F

Table B-7. Area 10 Soil-Gas Results (continued)

Sample ID	Sample Date	Analyte	Result (µg/m³)	Validation Qualifier	Laboratory Qualifiers	Method Detection Limit (µg/m³)	Reporting Detection Limit (µg/m³)	Sample Type
SG-VI-0433-19-21	10/21/2024	2-Butanone	110			0.57	3.3	F
SG-VI-0433-19-21	10/21/2024	Trichloroethene	< 0.32		U	0.32	1.2	F
SG-VI-0433-19-21	10/21/2024	Naphthalene	5.0			0.12	2.3	F
SG-VI-0433-19-21	10/21/2024	o-Xylene	17			0.20	0.97	F
SG-VI-0434-4-6	10/22/2024	Ethylbenzene	36	J		0.24	0.88	F
SG-VI-0434-4-6	10/22/2024	1,2-Dichloroethane	< 0.15		U	0.15	0.82	F
SG-VI-0434-4-6	10/22/2024	Toluene	97			0.17	0.77	F
SG-VI-0434-4-6	10/22/2024	Tetrachloroethene	< 0.43		U	0.43	1.4	F
SG-VI-0434-4-6	10/22/2024	m,p-Xylene	34			0.16	0.88	F
SG-VI-0434-4-6	10/22/2024	Carbon tetrachloride	< 0.33		U	0.33	1.3	F
SG-VI-0434-4-6	10/22/2024	2-Hexanone	5.4	J		0.24	4.2	F
SG-VI-0434-4-6	10/22/2024	Chloroform	< 0.20		U	0.20	1.0	F
SG-VI-0434-4-6	10/22/2024	Benzene	79			0.11	2.6	F
SG-VI-0434-4-6	10/22/2024	1,1,1-Trichloroethane	< 0.25		U	0.25	1.1	F
SG-VI-0434-4-6	10/22/2024	Vinyl chloride	< 0.14		U	0.14	0.52	F
SG-VI-0434-4-6	10/22/2024	2-Butanone	41			0.52	3.0	F
SG-VI-0434-4-6	10/22/2024	Trichloroethene	< 0.30		U	0.30	1.1	F
SG-VI-0434-4-6	10/22/2024	Naphthalene	< 0.97	U	J	0.11	2.1	F
SG-VI-0434-4-6	10/22/2024	o-Xylene	16			0.18	0.88	F
SG-VI-0434-9-11	10/22/2024	Ethylbenzene	7.3		J	3.2	12	F
SG-VI-0434-9-11	10/22/2024	1,2-Dichloroethane	< 2.0		U	2.0	11	F
SG-VI-0434-9-11	10/22/2024	Toluene	26			2.2	10	F
SG-VI-0434-9-11	10/22/2024	Tetrachloroethene	< 5.7		U	5.7	18	F
SG-VI-0434-9-11	10/22/2024	m,p-Xylene	15			2.2	12	F
SG-VI-0434-9-11	10/22/2024	Carbon tetrachloride	< 4.4		U	4.4	17	F
SG-VI-0434-9-11	10/22/2024	2-Hexanone	16		J	3.1	56	F
SG-VI-0434-9-11	10/22/2024	Chloroform	< 2.6		U	2.6	13	F
SG-VI-0434-9-11	10/22/2024	Benzene	< 11	U	J	1.4	35	F

Table B-7. Area 10 Soil-Gas Results (continued)

Sample ID	Sample Date	Analyte	Result (µg/m³)	Validation Qualifier	Laboratory Qualifiers	Method Detection Limit (µg/m³)	Reporting Detection Limit (µg/m³)	Sample Type
SG-VI-0434-9-11	10/22/2024	1,1,1-Trichloroethane	< 3.3		U	3.3	15	F
SG-VI-0434-9-11	10/22/2024	Vinyl chloride	< 1.9		U	1.9	6.9	F
SG-VI-0434-9-11	10/22/2024	2-Butanone	81			6.9	40	F
SG-VI-0434-9-11	10/22/2024	Trichloroethene	< 3.9		U	3.9	14	F
SG-VI-0434-9-11	10/22/2024	Naphthalene	< 1.4		U	1.4	28	F
SG-VI-0434-9-11	10/22/2024	o-Xylene	5.1		J	2.4	12	F
SG-VI-0435-4-6	10/22/2024	Ethylbenzene	3.3			0.26	0.95	F
SG-VI-0435-4-6	10/22/2024	1,2-Dichloroethane	< 0.16		U	0.16	0.89	F
SG-VI-0435-4-6	10/22/2024	Toluene	18			0.18	0.82	F
SG-VI-0435-4-6	10/22/2024	Tetrachloroethene	5.5	J		0.46	1.5	F
SG-VI-0435-4-6	10/22/2024	m,p-Xylene	4.7			0.18	0.95	F
SG-VI-0435-4-6	10/22/2024	Carbon tetrachloride	< 0.36		U	0.36	1.4	F
SG-VI-0435-4-6	10/22/2024	2-Hexanone	3.8		J	0.25	4.5	F
SG-VI-0435-4-6	10/22/2024	Chloroform	< 0.21		U	0.21	1.1	F
SG-VI-0435-4-6	10/22/2024	Benzene	8.8	J		0.12	2.8	F
SG-VI-0435-4-6	10/22/2024	1,1,1-Trichloroethane	< 0.27		U	0.27	1.2	F
SG-VI-0435-4-6	10/22/2024	Vinyl chloride	< 0.15		U	0.15	0.56	F
SG-VI-0435-4-6	10/22/2024	2-Butanone	27	J		0.56	3.2	F
SG-VI-0435-4-6	10/22/2024	Trichloroethene	< 0.32		U	0.32	1.2	F
SG-VI-0435-4-6	10/22/2024	Naphthalene	< 0.52	U	J	0.12	2.3	F
SG-VI-0435-4-6	10/22/2024	o-Xylene	2.2	J		0.19	0.95	F
SG-VI-0435-4-6	10/22/2024	Ethylbenzene	2.6			0.14	0.94	D
SG-VI-0435-4-6	10/22/2024	1,2-Dichloroethane	< 0.061		U	0.061	0.88	D
SG-VI-0435-4-6	10/22/2024	Toluene	18			0.092	0.82	D
SG-VI-0435-4-6	10/22/2024	Tetrachloroethene	5.1	J		0.15	1.5	D
SG-VI-0435-4-6	10/22/2024	m,p-Xylene	4.0			0.15	0.94	D
SG-VI-0435-4-6	10/22/2024	Carbon tetrachloride	< 0.16	U	J	0.13	1.4	D
SG-VI-0435-4-6	10/22/2024	2-Hexanone	< 1.1	U	J	0.42	4.4	D

Table B-7. Area 10 Soil-Gas Results (continued)

Sample ID	Sample Date	Analyte	Result (µg/m³)	Validation Qualifier	Laboratory Qualifiers	Method Detection Limit (µg/m³)	Reporting Detection Limit (µg/m³)	Sample Type
SG-VI-0435-4-6	10/22/2024	Chloroform	< 0.084		U	0.084	1.0	D
SG-VI-0435-4-6	10/22/2024	Benzene	8.9			0.085	2.8	D
SG-VI-0435-4-6	10/22/2024	1,1,1-Trichloroethane	< 0.26	U	J	0.080	1.2	D
SG-VI-0435-4-6	10/22/2024	Vinyl chloride	< 0.044		U	0.044	0.55	D
SG-VI-0435-4-6	10/22/2024	2-Butanone	15	J		0.16	3.2	D
SG-VI-0435-4-6	10/22/2024	Trichloroethene	< 0.13		U	0.13	1.2	D
SG-VI-0435-4-6	10/22/2024	Naphthalene	< 0.24	U	J	0.068	2.3	D
SG-VI-0435-4-6	10/22/2024	o-Xylene	1.7	J		0.090	0.94	D
SG-VI-0435-9-11	10/22/2024	Ethylbenzene	64			0.64	2.4	F
SG-VI-0435-9-11	10/22/2024	1,2-Dichloroethane	< 0.40		U	0.40	2.2	F
SG-VI-0435-9-11	10/22/2024	Toluene	180			0.45	2.0	F
SG-VI-0435-9-11	10/22/2024	Tetrachloroethene	< 3.5	U	J	1.1	3.7	F
SG-VI-0435-9-11	10/22/2024	m,p-Xylene	73			0.44	2.4	F
SG-VI-0435-9-11	10/22/2024	Carbon tetrachloride	< 0.88		U	0.88	3.4	F
SG-VI-0435-9-11	10/22/2024	2-Hexanone	5.0		J	0.63	11	F
SG-VI-0435-9-11	10/22/2024	Chloroform	< 0.52		U	0.52	2.6	F
SG-VI-0435-9-11	10/22/2024	Benzene	97			0.28	6.9	F
SG-VI-0435-9-11	10/22/2024	1,1,1-Trichloroethane	< 4.9	JU		0.66	3.0	F
SG-VI-0435-9-11	10/22/2024	Vinyl chloride	< 0.37		U	0.37	1.4	F
SG-VI-0435-9-11	10/22/2024	2-Butanone	44			1.4	8.0	F
SG-VI-0435-9-11	10/22/2024	Trichloroethene	80			0.79	2.9	F
SG-VI-0435-9-11	10/22/2024	Naphthalene	< 1.2	U	J	0.29	5.7	F
SG-VI-0435-9-11	10/22/2024	o-Xylene	31			0.48	2.4	F
SG-VI-0436-4-6	10/23/2024	Ethylbenzene	16			0.14	0.92	F
SG-VI-0436-4-6	10/23/2024	1,2-Dichloroethane	< 0.060		U	0.060	0.86	F
SG-VI-0436-4-6	10/23/2024	Toluene	50			0.090	0.80	F
SG-VI-0436-4-6	10/23/2024	Tetrachloroethene	< 0.15		U	0.15	1.4	F
SG-VI-0436-4-6	10/23/2024	m,p-Xylene	17			0.15	0.92	F

Table B-7. Area 10 Soil-Gas Results (continued)

Sample ID	Sample Date	Analyte	Result (µg/m³)	Validation Qualifier	Laboratory Qualifiers	Method Detection Limit (µg/m³)	Reporting Detection Limit (µg/m³)	Sample Type
SG-VI-0436-4-6	10/23/2024	Carbon tetrachloride	< 0.28	U	J	0.13	1.3	F
SG-VI-0436-4-6	10/23/2024	2-Hexanone	< 1.0	U	J	0.41	4.3	F
SG-VI-0436-4-6	10/23/2024	Chloroform	< 0.082		U	0.082	1.0	F
SG-VI-0436-4-6	10/23/2024	Benzene	24			0.083	2.7	F
SG-VI-0436-4-6	10/23/2024	1,1,1-Trichloroethane	< 0.078		U	0.078	1.2	F
SG-VI-0436-4-6	10/23/2024	Vinyl chloride	< 0.043		U	0.043	0.54	F
SG-VI-0436-4-6	10/23/2024	2-Butanone	20			0.16	3.1	F
SG-VI-0436-4-6	10/23/2024	Trichloroethene	< 0.12		U	0.12	1.1	F
SG-VI-0436-4-6	10/23/2024	Naphthalene	1.5		J	0.067	2.2	F
SG-VI-0436-4-6	10/23/2024	o-Xylene	6.9			0.088	0.92	F
SG-VI-0436-9-11	10/23/2024	Ethylbenzene	2.1			0.15	1.0	F
SG-VI-0436-9-11	10/23/2024	1,2-Dichloroethane	< 0.065		U	0.065	0.93	F
SG-VI-0436-9-11	10/23/2024	Toluene	13			0.098	0.87	F
SG-VI-0436-9-11	10/23/2024	Tetrachloroethene	< 0.16		U	0.16	1.6	F
SG-VI-0436-9-11	10/23/2024	m,p-Xylene	3.5			0.16	1.0	F
SG-VI-0436-9-11	10/23/2024	Carbon tetrachloride	< 0.35	U	J	0.14	1.4	F
SG-VI-0436-9-11	10/23/2024	2-Hexanone	0.90		J	0.45	4.7	F
SG-VI-0436-9-11	10/23/2024	Chloroform	< 0.089		U	0.089	1.1	F
SG-VI-0436-9-11	10/23/2024	Benzene	4.7			0.090	3.0	F
SG-VI-0436-9-11	10/23/2024	1,1,1-Trichloroethane	< 0.085		U	0.085	1.3	F
SG-VI-0436-9-11	10/23/2024	Vinyl chloride	< 0.047		U	0.047	0.59	F
SG-VI-0436-9-11	10/23/2024	2-Butanone	35			0.17	3.4	F
SG-VI-0436-9-11	10/23/2024	Trichloroethene	< 0.14		U	0.14	1.2	F
SG-VI-0436-9-11	10/23/2024	Naphthalene	0.61		J	0.073	2.4	F
SG-VI-0436-9-11	10/23/2024	o-Xylene	1.6			0.096	1.0	F
SG-VI-0436-14-16	10/23/2024	Ethylbenzene	2.4			0.13	0.88	F
SG-VI-0436-14-16	10/23/2024	1,2-Dichloroethane	< 0.057		U	0.057	0.82	F
SG-VI-0436-14-16	10/23/2024	Toluene	11			0.086	0.76	F

Table B-7. Area 10 Soil-Gas Results (continued)

Sample ID	Sample Date	Analyte	Result (µg/m³)	Validation Qualifier	Laboratory Qualifiers	Method Detection Limit (µg/m³)	Reporting Detection Limit (µg/m³)	Sample Type
SG-VI-0436-14-16	10/23/2024	Tetrachloroethene	< 0.14		U	0.14	1.4	F
SG-VI-0436-14-16	10/23/2024	m,p-Xylene	4.0			0.14	0.88	F
SG-VI-0436-14-16	10/23/2024	Carbon tetrachloride	< 0.38	U	J	0.12	1.3	F
SG-VI-0436-14-16	10/23/2024	2-Hexanone	0.73		J	0.39	4.1	F
SG-VI-0436-14-16	10/23/2024	Chloroform	< 0.078		U	0.078	0.99	F
SG-VI-0436-14-16	10/23/2024	Benzene	3.0			0.079	2.6	F
SG-VI-0436-14-16	10/23/2024	1,1,1-Trichloroethane	< 0.074		U	0.074	1.1	F
SG-VI-0436-14-16	10/23/2024	Vinyl chloride	< 0.041		U	0.041	0.52	F
SG-VI-0436-14-16	10/23/2024	2-Butanone	26			0.15	3.0	F
SG-VI-0436-14-16	10/23/2024	Trichloroethene	< 0.12		U	0.12	1.1	F
SG-VI-0436-14-16	10/23/2024	Naphthalene	0.60		J	0.064	2.1	F
SG-VI-0436-14-16	10/23/2024	o-Xylene	2.0			0.084	0.88	F
SG-VI-0436-19-21	10/23/2024	Ethylbenzene	4.4			0.16	1.1	F
SG-VI-0436-19-21	10/23/2024	1,2-Dichloroethane	< 0.069		U	0.069	0.99	F
SG-VI-0436-19-21	10/23/2024	Toluene	13			0.10	0.92	F
SG-VI-0436-19-21	10/23/2024	Tetrachloroethene	< 0.17		U	0.17	1.7	F
SG-VI-0436-19-21	10/23/2024	m,p-Xylene	6.3			0.17	1.1	F
SG-VI-0436-19-21	10/23/2024	Carbon tetrachloride	< 0.32	U	J	0.15	1.5	F
SG-VI-0436-19-21	10/23/2024	2-Hexanone	3.2		J	0.47	5.0	F
SG-VI-0436-19-21	10/23/2024	Chloroform	< 0.094		U	0.094	1.2	F
SG-VI-0436-19-21	10/23/2024	Benzene	4.0			0.096	3.1	F
SG-VI-0436-19-21	10/23/2024	1,1,1-Trichloroethane	< 0.090		U	0.090	1.3	F
SG-VI-0436-19-21	10/23/2024	Vinyl chloride	< 0.050		U	0.050	0.63	F
SG-VI-0436-19-21	10/23/2024	2-Butanone	61			0.18	3.6	F
SG-VI-0436-19-21	10/23/2024	Trichloroethene	< 0.14		U	0.14	1.3	F
SG-VI-0436-19-21	10/23/2024	Naphthalene	0.53		J	0.077	2.6	F
SG-VI-0436-19-21	10/23/2024	o-Xylene	3.4	J		0.10	1.1	F
SG-VI-0437-4-6	10/24/2024	Ethylbenzene	6.4			0.22	1.5	F

Table B-7. Area 10 Soil-Gas Results (continued)

Sample ID	Sample Date	Analyte	Result (µg/m³)	Validation Qualifier	Laboratory Qualifiers	Method Detection Limit (µg/m³)	Reporting Detection Limit (µg/m³)	Sample Type
SG-VI-0437-4-6	10/24/2024	1,2-Dichloroethane	< 0.096		U	0.096	1.4	F
SG-VI-0437-4-6	10/24/2024	Toluene	79			0.14	1.3	F
SG-VI-0437-4-6	10/24/2024	Tetrachloroethene	< 0.31	U	J	0.24	2.3	F
SG-VI-0437-4-6	10/24/2024	m,p-Xylene	8.8			0.24	1.5	F
SG-VI-0437-4-6	10/24/2024	Carbon tetrachloride	< 0.28	U	J	0.21	2.1	F
SG-VI-0437-4-6	10/24/2024	2-Hexanone	4.4		J	0.66	7.0	F
SG-VI-0437-4-6	10/24/2024	Chloroform	< 0.13		U	0.13	1.7	F
SG-VI-0437-4-6	10/24/2024	Benzene	38			0.13	4.3	F
SG-VI-0437-4-6	10/24/2024	1,1,1-Trichloroethane	< 1.9	JU		0.12	1.8	F
SG-VI-0437-4-6	10/24/2024	Vinyl chloride	100			0.069	0.87	F
SG-VI-0437-4-6	10/24/2024	2-Butanone	45			0.25	5.0	F
SG-VI-0437-4-6	10/24/2024	Trichloroethene	59			0.20	1.8	F
SG-VI-0437-4-6	10/24/2024	Naphthalene	< 0.35	U	J	0.11	3.6	F
SG-VI-0437-4-6	10/24/2024	o-Xylene	4.3			0.14	1.5	F
SG-VI-0437-9-11	10/24/2024	Ethylbenzene	12	J		0.13	0.87	F
SG-VI-0437-9-11	10/24/2024	1,2-Dichloroethane	< 0.057		U	0.057	0.81	F
SG-VI-0437-9-11	10/24/2024	Toluene	130			0.085	0.76	F
SG-VI-0437-9-11	10/24/2024	Tetrachloroethene	< 0.44	U	J	0.14	1.4	F
SG-VI-0437-9-11	10/24/2024	m,p-Xylene	16	J		0.14	0.87	F
SG-VI-0437-9-11	10/24/2024	Carbon tetrachloride	< 0.49	U	J	0.12	1.3	F
SG-VI-0437-9-11	10/24/2024	2-Hexanone	3.7		J	0.39	4.1	F
SG-VI-0437-9-11	10/24/2024	Chloroform	< 0.077		U	0.077	0.98	F
SG-VI-0437-9-11	10/24/2024	Benzene	37	J		0.078	2.6	F
SG-VI-0437-9-11	10/24/2024	1,1,1-Trichloroethane	< 0.87	U	J	0.074	1.1	F
SG-VI-0437-9-11	10/24/2024	Vinyl chloride	0.69	J		0.041	0.51	F
SG-VI-0437-9-11	10/24/2024	2-Butanone	30			0.15	3.0	F
SG-VI-0437-9-11	10/24/2024	Trichloroethene	66			0.12	1.1	F
SG-VI-0437-9-11	10/24/2024	Naphthalene	< 0.28	U	J	0.063	2.1	F

Table B-7. Area 10 Soil-Gas Results (continued)

Sample ID	Sample Date	Analyte	Result (µg/m³)	Validation Qualifier	Laboratory Qualifiers	Method Detection Limit (µg/m³)	Reporting Detection Limit (µg/m³)	Sample Type
SG-VI-0437-9-11	10/24/2024	o-Xylene	7.8	J		0.083	0.87	F
SG-VI-0437-9-11	10/24/2024	Ethylbenzene	6.5	J		0.27	1.8	D
SG-VI-0437-9-11	10/24/2024	1,2-Dichloroethane	< 0.12		U	0.12	1.7	D
SG-VI-0437-9-11	10/24/2024	Toluene	120			0.18	1.6	D
SG-VI-0437-9-11	10/24/2024	Tetrachloroethene	< 0.33	U	J	0.29	2.8	D
SG-VI-0437-9-11	10/24/2024	m,p-Xylene	10	J		0.29	1.8	D
SG-VI-0437-9-11	10/24/2024	Carbon tetrachloride	< 0.40	U	J	0.25	2.6	D
SG-VI-0437-9-11	10/24/2024	2-Hexanone	2.6		J	0.80	8.4	D
SG-VI-0437-9-11	10/24/2024	Chloroform	< 0.16		U	0.16	2.0	D
SG-VI-0437-9-11	10/24/2024	Benzene	14	J		0.16	5.3	D
SG-VI-0437-9-11	10/24/2024	1,1,1-Trichloroethane	< 0.47	U	J	0.15	2.2	D
SG-VI-0437-9-11	10/24/2024	Vinyl chloride	< 0.084	J	U	0.084	1.0	D
SG-VI-0437-9-11	10/24/2024	2-Butanone	26			0.30	6.1	D
SG-VI-0437-9-11	10/24/2024	Trichloroethene	31			0.24	2.2	D
SG-VI-0437-9-11	10/24/2024	Naphthalene	< 0.23	U	J	0.13	4.3	D
SG-VI-0437-9-11	10/24/2024	o-Xylene	4.7	J		0.17	1.8	D
SG-VI-0437-14-16	10/24/2024	Ethylbenzene	17			0.13	0.89	F
SG-VI-0437-14-16	10/24/2024	1,2-Dichloroethane	< 0.058		U	0.058	0.83	F
SG-VI-0437-14-16	10/24/2024	Toluene	100			0.087	0.78	F
SG-VI-0437-14-16	10/24/2024	Tetrachloroethene	< 0.20	U	J	0.14	1.4	F
SG-VI-0437-14-16	10/24/2024	m,p-Xylene	23			0.15	0.89	F
SG-VI-0437-14-16	10/24/2024	Carbon tetrachloride	< 0.32	U	J	0.12	1.3	F
SG-VI-0437-14-16	10/24/2024	2-Hexanone	5.2	J		0.40	4.2	F
SG-VI-0437-14-16	10/24/2024	Chloroform	< 0.079		U	0.079	1.0	F
SG-VI-0437-14-16	10/24/2024	Benzene	40			0.080	2.6	F
SG-VI-0437-14-16	10/24/2024	1,1,1-Trichloroethane	< 1.4	JU		0.076	1.1	F
SG-VI-0437-14-16	10/24/2024	Vinyl chloride	14			0.042	0.53	F
SG-VI-0437-14-16	10/24/2024	2-Butanone	100			0.15	3.0	F

Table B-7. Area 10 Soil-Gas Results (continued)

Sample ID	Sample Date	Analyte	Result (µg/m³)	Validation Qualifier	Laboratory Qualifiers	Method Detection Limit (µg/m³)	Reporting Detection Limit (µg/m³)	Sample Type
SG-VI-0437-14-16	10/24/2024	Trichloroethene	68			0.12	1.1	F
SG-VI-0437-14-16	10/24/2024	Naphthalene	0.62		J	0.065	2.2	F
SG-VI-0437-14-16	10/24/2024	o-Xylene	11			0.085	0.89	F
SG-VI-0437-19-21	10/24/2024	Ethylbenzene	7.3			0.13	0.89	F
SG-VI-0437-19-21	10/24/2024	1,2-Dichloroethane	< 0.058		U	0.058	0.83	F
SG-VI-0437-19-21	10/24/2024	Toluene	39			0.087	0.78	F
SG-VI-0437-19-21	10/24/2024	Tetrachloroethene	< 0.14		U	0.14	1.4	F
SG-VI-0437-19-21	10/24/2024	m,p-Xylene	9.4			0.15	0.89	F
SG-VI-0437-19-21	10/24/2024	Carbon tetrachloride	< 0.12		U	0.12	1.3	F
SG-VI-0437-19-21	10/24/2024	2-Hexanone	4.3	J		0.40	4.2	F
SG-VI-0437-19-21	10/24/2024	Chloroform	< 0.079		U	0.079	1.0	F
SG-VI-0437-19-21	10/24/2024	Benzene	46			0.080	2.6	F
SG-VI-0437-19-21	10/24/2024	1,1,1-Trichloroethane	1.2	J		0.076	1.1	F
SG-VI-0437-19-21	10/24/2024	Vinyl chloride	7.4	J		0.042	0.53	F
SG-VI-0437-19-21	10/24/2024	2-Butanone	38			0.15	3.0	F
SG-VI-0437-19-21	10/24/2024	Trichloroethene	34			0.12	1.1	F
SG-VI-0437-19-21	10/24/2024	Naphthalene	< 0.24	U	J	0.065	2.2	F
SG-VI-0437-19-21	10/24/2024	o-Xylene	3.6			0.085	0.89	F
SG-VI-0437-24-26	10/24/2024	Ethylbenzene	2.2			0.13	0.85	F
SG-VI-0437-24-26	10/24/2024	1,2-Dichloroethane	< 0.056		U	0.056	0.79	F
SG-VI-0437-24-26	10/24/2024	Toluene	33			0.083	0.74	F
SG-VI-0437-24-26	10/24/2024	Tetrachloroethene	< 0.14		U	0.14	1.3	F
SG-VI-0437-24-26	10/24/2024	m,p-Xylene	4.7			0.14	0.85	F
SG-VI-0437-24-26	10/24/2024	Carbon tetrachloride	< 0.34	U	J	0.12	1.2	F
SG-VI-0437-24-26	10/24/2024	2-Hexanone	2.4		J	0.38	4.0	F
SG-VI-0437-24-26	10/24/2024	Chloroform	< 0.076		U	0.076	0.96	F
SG-VI-0437-24-26	10/24/2024	Benzene	3.2			0.076	2.5	F
SG-VI-0437-24-26	10/24/2024	1,1,1-Trichloroethane	< 0.15	U	J	0.072	1.1	F

Table B-7. Area 10 Soil-Gas Results (continued)

Sample ID	Sample Date	Analyte	Result (µg/m³)	Validation Qualifier	Laboratory Qualifiers	Method Detection Limit (µg/m³)	Reporting Detection Limit (µg/m³)	Sample Type
SG-VI-0437-24-26	10/24/2024	Vinyl chloride	0.56			0.040	0.50	F
SG-VI-0437-24-26	10/24/2024	2-Butanone	63			0.14	2.9	F
SG-VI-0437-24-26	10/24/2024	Trichloroethene	68			0.12	1.0	F
SG-VI-0437-24-26	10/24/2024	Naphthalene	0.62		J	0.062	2.0	F
SG-VI-0437-24-26	10/24/2024	o-Xylene	2.1			0.081	0.85	F
SG-VI-0438-4-6	11/19/2024	Ethylbenzene	16			0.47	1.7	F
SG-VI-0438-4-6	11/19/2024	1,2-Dichloroethane	< 0.30		U	0.30	1.6	F
SG-VI-0438-4-6	11/19/2024	Toluene	30			0.33	1.5	F
SG-VI-0438-4-6	11/19/2024	Tetrachloroethene	1.9		J	0.85	2.7	F
SG-VI-0438-4-6	11/19/2024	m,p-Xylene	15			0.32	1.7	F
SG-VI-0438-4-6	11/19/2024	Carbon tetrachloride	< 0.65		U	0.65	2.5	F
SG-VI-0438-4-6	11/19/2024	2-Hexanone	0.83		J	0.46	8.2	F
SG-VI-0438-4-6	11/19/2024	Chloroform	< 0.38		U	0.38	2.0	F
SG-VI-0438-4-6	11/19/2024	Benzene	11	J		0.21	5.1	F
SG-VI-0438-4-6	11/19/2024	1,1,1-Trichloroethane	< 0.49		U	0.49	2.2	F
SG-VI-0438-4-6	11/19/2024	Vinyl chloride	< 0.28		U	0.28	1.0	F
SG-VI-0438-4-6	11/19/2024	2-Butanone	8.3			1.0	5.9	F
SG-VI-0438-4-6	11/19/2024	Trichloroethene	< 0.58		U	0.58	2.1	F
SG-VI-0438-4-6	11/19/2024	Naphthalene	0.34		J	0.21	4.2	F
SG-VI-0438-4-6	11/19/2024	o-Xylene	7.8			0.35	1.7	F
SG-VI-0438-9-11	11/19/2024	Ethylbenzene	8.9			0.24	0.88	F
SG-VI-0438-9-11	11/19/2024	1,2-Dichloroethane	< 0.15		U	0.15	0.82	F
SG-VI-0438-9-11	11/19/2024	Toluene	22			0.17	0.77	F
SG-VI-0438-9-11	11/19/2024	Tetrachloroethene	3.7			0.43	1.4	F
SG-VI-0438-9-11	11/19/2024	m,p-Xylene	11			0.16	0.88	F
SG-VI-0438-9-11	11/19/2024	Carbon tetrachloride	< 0.33		U	0.33	1.3	F
SG-VI-0438-9-11	11/19/2024	2-Hexanone	0.28		J	0.24	4.2	F
SG-VI-0438-9-11	11/19/2024	Chloroform	< 0.20		U	0.20	1.0	F

Table B-7. Area 10 Soil-Gas Results (continued)

Sample ID	Sample Date	Analyte	Result (µg/m³)	Validation Qualifier	Laboratory Qualifiers	Method Detection Limit (µg/m³)	Reporting Detection Limit (µg/m³)	Sample Type
SG-VI-0438-9-11	11/19/2024	Benzene	8.0			0.11	2.6	F
SG-VI-0438-9-11	11/19/2024	1,1,1-Trichloroethane	< 0.25		U	0.25	1.1	F
SG-VI-0438-9-11	11/19/2024	Vinyl chloride	< 0.14		U	0.14	0.52	F
SG-VI-0438-9-11	11/19/2024	2-Butanone	2.8		J	0.52	3.0	F
SG-VI-0438-9-11	11/19/2024	Trichloroethene	< 0.30		U	0.30	1.1	F
SG-VI-0438-9-11	11/19/2024	Naphthalene	< 0.11		UJ	0.11	2.1	F
SG-VI-0438-9-11	11/19/2024	o-Xylene	4.6			0.18	0.88	F
SG-VI-0438-14-16	11/19/2024	Ethylbenzene	4.0		J	2.2	7.9	F
SG-VI-0438-14-16	11/19/2024	1,2-Dichloroethane	< 1.4		U	1.4	7.4	F
SG-VI-0438-14-16	11/19/2024	Toluene	14	J		1.5	6.9	F
SG-VI-0438-14-16	11/19/2024	Tetrachloroethene	< 3.9		U	3.9	12	F
SG-VI-0438-14-16	11/19/2024	m,p-Xylene	3.2		J	1.5	7.9	F
SG-VI-0438-14-16	11/19/2024	Carbon tetrachloride	< 3.0		U	3.0	12	F
SG-VI-0438-14-16	11/19/2024	2-Hexanone	< 2.1		U	2.1	37	F
SG-VI-0438-14-16	11/19/2024	Chloroform	< 1.7		U	1.7	8.9	F
SG-VI-0438-14-16	11/19/2024	Benzene	7.0		J	0.96	23	F
SG-VI-0438-14-16	11/19/2024	1,1,1-Trichloroethane	< 2.2		U	2.2	10	F
SG-VI-0438-14-16	11/19/2024	Vinyl chloride	< 1.3		U	1.3	4.7	F
SG-VI-0438-14-16	11/19/2024	2-Butanone	< 4.6		U	4.6	27	F
SG-VI-0438-14-16	11/19/2024	Trichloroethene	< 2.6		U	2.6	9.8	F
SG-VI-0438-14-16	11/19/2024	Naphthalene	< 0.98		UJ	0.98	19	F
SG-VI-0438-14-16	11/19/2024	o-Xylene	< 1.6		U	1.6	7.9	F
SG-VI-0439-4-6	11/20/2024	Ethylbenzene	< 1.7		U	1.7	6.3	F
SG-VI-0439-4-6	11/20/2024	1,2-Dichloroethane	< 1.1		U	1.1	5.9	F
SG-VI-0439-4-6	11/20/2024	Toluene	5.4		J	1.2	5.5	F
SG-VI-0439-4-6	11/20/2024	Tetrachloroethene	< 3.1		U	3.1	9.9	F
SG-VI-0439-4-6	11/20/2024	m,p-Xylene	1.9		J	1.2	6.3	F
SG-VI-0439-4-6	11/20/2024	Carbon tetrachloride	< 2.4		U	2.4	9.2	F

Table B-7. Area 10 Soil-Gas Results (continued)

Sample ID	Sample Date	Analyte	Result (µg/m³)	Validation Qualifier	Laboratory Qualifiers	Method Detection Limit (µg/m³)	Reporting Detection Limit (µg/m³)	Sample Type
SG-VI-0439-4-6	11/20/2024	2-Hexanone	< 1.7		U	1.7	30	F
SG-VI-0439-4-6	11/20/2024	Chloroform	< 1.4		U	1.4	7.1	F
SG-VI-0439-4-6	11/20/2024	Benzene	2.2		J	0.77	19	F
SG-VI-0439-4-6	11/20/2024	1,1,1-Trichloroethane	< 1.8		U	1.8	8.0	F
SG-VI-0439-4-6	11/20/2024	Vinyl chloride	< 1.0		U	1.0	3.7	F
SG-VI-0439-4-6	11/20/2024	2-Butanone	6.8		J	3.7	22	F
SG-VI-0439-4-6	11/20/2024	Trichloroethene	< 2.1		U	2.1	7.8	F
SG-VI-0439-4-6	11/20/2024	Naphthalene	< 0.78		UJ	0.78	15	F
SG-VI-0439-4-6	11/20/2024	o-Xylene	< 1.3		U	1.3	6.3	F
SG-VI-0439-4-6	11/20/2024	Ethylbenzene	< 0.22		U	0.22	0.80	D
SG-VI-0439-4-6	11/20/2024	1,2-Dichloroethane	< 0.14		U	0.14	0.74	D
SG-VI-0439-4-6	11/20/2024	Toluene	0.70	J		0.15	0.69	D
SG-VI-0439-4-6	11/20/2024	Tetrachloroethene	< 0.39		U	0.39	1.2	D
SG-VI-0439-4-6	11/20/2024	m,p-Xylene	0.22		J	0.15	0.80	D
SG-VI-0439-4-6	11/20/2024	Carbon tetrachloride	0.32		J	0.30	1.2	D
SG-VI-0439-4-6	11/20/2024	2-Hexanone	< 0.21		U	0.21	3.8	D
SG-VI-0439-4-6	11/20/2024	Chloroform	< 0.18		U	0.18	0.90	D
SG-VI-0439-4-6	11/20/2024	Benzene	0.57		J	0.097	2.4	D
SG-VI-0439-4-6	11/20/2024	1,1,1-Trichloroethane	< 0.22		U	0.22	1.0	D
SG-VI-0439-4-6	11/20/2024	Vinyl chloride	< 0.13		U	0.13	0.47	D
SG-VI-0439-4-6	11/20/2024	2-Butanone	1.6		J	0.47	2.7	D
SG-VI-0439-4-6	11/20/2024	Trichloroethene	< 0.27		U	0.27	0.99	D

Table B-7. Area 10 Soil-Gas Results (continued)

Sample ID	Sample Date	Analyte	Result (µg/m³)	Validation Qualifier	Laboratory Qualifiers	Method Detection Limit (µg/m³)	Reporting Detection Limit (µg/m³)	Sample Type
SG-VI-0439-4-6	11/20/2024	Naphthalene	< 0.098		UJ	0.098	1.9	D
SG-VI-0439-4-6	11/20/2024	o-Xylene	< 0.16		U	0.16	0.80	D

Abbreviations:
D = duplicate sample
F = primary sample
J = estimated value
µg/m³ = micrograms per cubic meter
U = parameter analyzed for but not detected

Table B-8. Area 4 Results—Field Parameters

Sample ID	Sample Date	Parameter	Result	Units
SG-VI-0401-4-6	3/1/2023	Field oxygen	20.6	%vol
SG-VI-0401-4-6	3/1/2023	Lower explosive limit	4.0	%LEL
SG-VI-0401-4-6	3/1/2023	Photoionization detector	0	ppm
SG-VI-0401-4-6	11/20/2023	Field oxygen	20.4	%vol
SG-VI-0401-4-6	11/20/2023	Lower explosive limit	0	%LEL
SG-VI-0401-4-6	11/20/2023	Photoionization detector	0.3	ppm
SG-VI-0401-9-11	3/1/2023	Field oxygen	20.9	%vol
SG-VI-0401-9-11	3/1/2023	Lower explosive limit	0	%LEL
SG-VI-0401-9-11	3/1/2023	Photoionization detector	0	ppm
SG-VI-0402-4-6	3/6/2023	Field oxygen	0.5	%vol
SG-VI-0402-4-6	3/6/2023	Lower explosive limit	0	%LEL
SG-VI-0402-4-6	3/6/2023	Photoionization detector	0	ppm
SG-VI-0402-9-11	3/6/2023	Field oxygen	21.0	%vol
SG-VI-0402-9-11	3/6/2023	Lower explosive limit	0	%LEL
SG-VI-0402-9-11	3/6/2023	Photoionization detector	0	ppm
SG-VI-0403-4-6	7/11/2023	Field oxygen	5.6	%vol
SG-VI-0403-4-6	7/11/2023	Lower explosive limit	2	%LEL
SG-VI-0403-4-6	7/11/2023	Photoionization detector	0	ppm
SG-VI-0403-4-6	11/21/2023	Field oxygen	8.6	%vol
SG-VI-0403-4-6	11/21/2023	Lower explosive limit	0	%LEL
SG-VI-0403-4-6	11/21/2023	Photoionization detector	0.7	ppm
SG-VI-0403-9-11	7/11/2023	Field oxygen	6.9	%vol
SG-VI-0403-9-11	7/11/2023	Lower explosive limit	1	%LEL
SG-VI-0403-9-11	7/11/2023	Photoionization detector	0	ppm
SG-VI-0403-9-11	11/21/2023	Field oxygen	10.7	%vol
SG-VI-0403-9-11	11/21/2023	Lower explosive limit	0	%LEL
SG-VI-0403-9-11	11/21/2023	Photoionization detector	0.9	ppm
SG-VI-0404-4-6	7/11/2023	Field oxygen	20.3	%vol
SG-VI-0404-4-6	7/11/2023	Lower explosive limit	0	%LEL

Table B-8. Area 4 Results—Field Parameters (continued)

Sample ID	Sample Date	Parameter	Result	Units
SG-VI-0404-4-6	7/11/2023	Photoionization detector	0	ppm
SG-VI-0404-9-11	7/11/2023	Field oxygen	5.6	%vol
SG-VI-0404-9-11	7/11/2023	Lower explosive limit	0	%LEL
SG-VI-0404-9-11	7/11/2023	Photoionization detector	0	ppm
SG-VI-0405-4-6	3/2/2023	Field oxygen	20.3	%vol
SG-VI-0405-4-6	3/2/2023	Lower explosive limit	0	%LEL
SG-VI-0405-4-6	3/2/2023	Photoionization detector	0	ppm
SG-VI-0405-9-11	3/2/2023	Field oxygen	20.0	%vol
SG-VI-0405-9-11	3/2/2023	Lower explosive limit	0	%LEL
SG-VI-0405-9-11	3/2/2023	Photoionization detector	0	ppm
SG-VI-0405-9-11	11/20/2023	Field oxygen	18.8	%vol
SG-VI-0405-9-11	11/20/2023	Lower explosive limit	0	%LEL
SG-VI-0405-9-11	11/20/2023	Photoionization detector	0.7	ppm
SG-VI-0406-4-6	7/10/2023	Field oxygen	11.1	%vol
SG-VI-0406-4-6	7/10/2023	Lower explosive limit	0	%LEL
SG-VI-0406-4-6	7/10/2023	Photoionization detector	0	ppm
SG-VI-0406-4-6	11/20/2023	Field oxygen	16.3	%vol
SG-VI-0406-4-6	11/20/2023	Lower explosive limit	0	%LEL
SG-VI-0406-4-6	11/20/2023	Photoionization detector	1.2	ppm
SG-VI-0406-9-11	7/10/2023	Field oxygen	10.6	%vol
SG-VI-0406-9-11	7/10/2023	Lower explosive limit	0	%LEL
SG-VI-0406-9-11	7/10/2023	Photoionization detector	0	ppm
SG-VI-0406-9-11	11/20/2023	Field oxygen	14.5	%vol
SG-VI-0406-9-11	11/20/2023	Lower explosive limit	1	%LEL
SG-VI-0406-9-11	11/20/2023	Photoionization detector	1.1	ppm
SG-VI-0407-4-6	7/12/2023	Field oxygen	19.9	%vol
SG-VI-0407-4-6	7/12/2023	Lower explosive limit	6	%LEL
SG-VI-0407-4-6	7/12/2023	Photoionization detector	0	ppm
SG-VI-0407-9-11	7/12/2023	Field oxygen	20.9	%vol

Table B-8. Area 4 Results—Field Parameters (continued)

Sample ID	Sample Date	Parameter	Result	Units
SG-VI-0407-9-11	7/12/2023	Lower explosive limit	0	%LEL
SG-VI-0407-9-11	7/12/2023	Photoionization detector	0	ppm
SG-VI-0407-9-11	11/21/2023	Field oxygen	20.3	%vol
SG-VI-0407-9-11	11/21/2023	Lower explosive limit	11	%LEL
SG-VI-0407-9-11	11/21/2023	Photoionization detector	11.1	ppm
SG-VI-0407-14-16	11/26/2024	Field oxygen	20.9	%vol
SG-VI-0407-14-16	11/26/2024	Lower explosive limit	0	%LEL
SG-VI-0407-14-16	11/26/2024	Photoionization detector	0	ppm
SG-VI-0407-19-21	11/26/2024	Field oxygen	15.1	%vol
SG-VI-0407-19-21	11/26/2024	Lower explosive limit	12	%LEL
SG-VI-0407-19-21	11/26/2024	Photoionization detector	0	ppm
SG-VI-0408-4-6	3/13/2023	Field oxygen	20.9	%vol
SG-VI-0408-4-6	3/13/2023	Lower explosive limit	0	%LEL
SG-VI-0408-4-6	3/13/2023	Photoionization detector	0.3	ppm
SG-VI-0408-9-11	3/13/2023	Field oxygen	20.9	%vol
SG-VI-0408-9-11	3/13/2023	Lower explosive limit	0	%LEL
SG-VI-0408-9-11	3/13/2023	Photoionization detector	0.5	ppm
SG-VI-0409-4-6	3/13/2023	Field oxygen	20.7	%vol
SG-VI-0409-4-6	3/13/2023	Lower explosive limit	0	%LEL
SG-VI-0409-4-6	3/13/2023	Photoionization detector	0	ppm
SG-VI-0409-9-11	3/13/2023	Field oxygen	0.5	%vol
SG-VI-0409-9-11	3/13/2023	Lower explosive limit	5.0	%LEL
SG-VI-0409-9-11	3/13/2023	Photoionization detector	1.4	ppm
SG-VI-0410-4-6	3/2/2023	Field oxygen	16.1	%vol
SG-VI-0410-4-6	3/2/2023	Lower explosive limit	0	%LEL
SG-VI-0410-4-6	3/2/2023	Photoionization detector	0	ppm
SG-VI-0410-9-11	3/2/2023	Field oxygen	17.1	%vol
SG-VI-0410-9-11	3/2/2023	Lower explosive limit	0	%LEL
SG-VI-0410-9-11	3/2/2023	Photoionization detector	0	ppm

Table B-8. Area 4 Results—Field Parameters (continued)

Sample ID	Sample Date	Parameter	Result	Units
SG-VI-0411-4-6	2/28/2023	Field oxygen	20.7	%vol
SG-VI-0411-4-6	2/28/2023	Lower explosive limit	0	%LEL
SG-VI-0411-4-6	2/28/2023	Photoionization detector	0	ppm
SG-VI-0411-9-11	2/28/2023	Field oxygen	20.8	%vol
SG-VI-0411-9-11	2/28/2023	Lower explosive limit	0	%LEL
SG-VI-0411-9-11	2/28/2023	Photoionization detector	0	ppm
SG-VI-0412-4-6	3/6/2023	Field oxygen	15.8	%vol
SG-VI-0412-4-6	3/6/2023	Lower explosive limit	0	%LEL
SG-VI-0412-4-6	3/6/2023	Photoionization detector	0	ppm
SG-VI-0412-9-11	3/6/2023	Field oxygen	20.9	%vol
SG-VI-0412-9-11	3/6/2023	Lower explosive limit	0	%LEL
SG-VI-0412-9-11	3/6/2023	Photoionization detector	0	ppm
SG-VI-0414-4-6	2/28/2023	Field oxygen	0.6	%vol
SG-VI-0414-4-6	2/28/2023	Lower explosive limit	8	%LEL
SG-VI-0414-4-6	2/28/2023	Photoionization detector	0	ppm
SG-VI-0415-5-7	7/10/2023	Field oxygen	5.2	%vol
SG-VI-0415-5-7	7/10/2023	Lower explosive limit	0	%LEL
SG-VI-0415-5-7	7/10/2023	Photoionization detector	0	ppm
SG-VI-0416-4-6	11/25/2024	Field oxygen	19.6	%vol
SG-VI-0416-4-6	11/25/2024	Lower explosive limit	8	%LEL
SG-VI-0416-4-6	11/25/2024	Photoionization detector	0.1	ppm
SG-VI-0416-8-10	7/12/2023	Field oxygen	21.0	%vol
SG-VI-0416-8-10	7/12/2023	Lower explosive limit	0	%LEL
SG-VI-0416-8-10	7/12/2023	Photoionization detector	0	ppm
SG-VI-0416-14-16	11/25/2024	Field oxygen	19.0	%vol
SG-VI-0416-14-16	11/25/2024	Lower explosive limit	65	%LEL
SG-VI-0416-14-16	11/25/2024	Photoionization detector	0.1	ppm
SG-VI-0416-19-21	11/25/2024	Field oxygen	20.7	%vol
SG-VI-0416-19-21	11/25/2024	Lower explosive limit	3	%LEL

Table B-8. Area 4 Results—Field Parameters (continued)

Sample ID	Sample Date	Parameter	Result	Units
SG-VI-0416-19-21	11/25/2024	Photoionization detector	0	ppm
SG-VI-0417-4-6	11/26/2024	Field oxygen	20.9	%vol
SG-VI-0417-4-6	11/26/2024	Lower explosive limit	3	%LEL
SG-VI-0417-4-6	11/26/2024	Photoionization detector	0.1	ppm
SG-VI-0417-9-11	11/26/2024	Field oxygen	0.8	%vol
SG-VI-0417-9-11	11/26/2024	Lower explosive limit	16	%LEL
SG-VI-0417-9-11	11/26/2024	Photoionization detector	1.8	ppm
SG-VI-0417-14-16	11/26/2024	Field oxygen	8.3	%vol
SG-VI-0417-14-16	11/26/2024	Lower explosive limit	1000	%LEL
SG-VI-0417-14-16	11/26/2024	Photoionization detector	21.6	ppm
SG-VI-0417-17-19	7/12/2023	Field oxygen	20.5	%vol
SG-VI-0417-17-19	7/12/2023	Lower explosive limit	0	%LEL
SG-VI-0417-17-19	7/12/2023	Photoionization detector	0	ppm
SG-VI-0417-19-21	11/26/2024	Field oxygen	20.9	%vol
SG-VI-0417-19-21	11/26/2024	Lower explosive limit	2	%LEL
SG-VI-0417-19-21	11/26/2024	Photoionization detector	0	ppm
SG-VI-0418-4-6	11/25/2024	Field oxygen	20.7	%vol
SG-VI-0418-4-6	11/25/2024	Lower explosive limit	0	%LEL
SG-VI-0418-4-6	11/25/2024	Photoionization detector	0	ppm
SG-VI-0418-9-11	11/25/2024	Field oxygen	1.0	%vol
SG-VI-0418-9-11	11/25/2024	Lower explosive limit	73	%LEL
SG-VI-0418-9-11	11/25/2024	Photoionization detector	0	ppm
SG-VI-0418-14-16	11/25/2024	Field oxygen	13.6	%vol
SG-VI-0418-14-16	11/25/2024	Lower explosive limit	16	%LEL
SG-VI-0418-14-16	11/25/2024	Photoionization detector	0	ppm
SG-VI-0418-17-19	7/10/2023	Field oxygen	19.2	%vol
SG-VI-0418-17-19	7/10/2023	Lower explosive limit	0	%LEL
SG-VI-0418-17-19	7/10/2023	Photoionization detector	0	ppm
SG-VI-0419-19-21	3/13/2023	Field oxygen	12.6	%vol

Table B-8. Area 4 Results—Field Parameters (continued)

Sample ID	Sample Date	Parameter	Result	Units
SG-VI-0419-19-21	3/13/2023	Lower explosive limit	18	%LEL
SG-VI-0419-19-21	3/13/2023	Photoionization detector	0.1	ppm
SG-VI-0420-18-20	7/10/2023	Field oxygen	13.7	%vol
SG-VI-0420-18-20	7/10/2023	Lower explosive limit	100	%LEL
SG-VI-0420-18-20	7/10/2023	Photoionization detector	0	ppm
SG-VI-0421-12-14	7/17/2023	Field oxygen	20.9	%vol
SG-VI-0421-12-14	7/17/2023	Lower explosive limit	0	%LEL
SG-VI-0421-12-14	7/17/2023	Photoionization detector	0	ppm
SG-VI-0422-10-12	7/17/2023	Field oxygen	18.5	%vol
SG-VI-0422-10-12	7/17/2023	Lower explosive limit	10	%LEL
SG-VI-0422-10-12	7/17/2023	Photoionization detector	0	ppm
SG-VI-0423-3-5	3/9/2023	Field oxygen	20.8	%vol
SG-VI-0423-3-5	3/9/2023	Lower explosive limit	0	%LEL
SG-VI-0423-3-5	3/9/2023	Photoionization detector	0.2	ppm
SG-VI-0424-11-13	7/19/2023	Field oxygen	20.2	%vol
SG-VI-0424-11-13	7/19/2023	Lower explosive limit	2	%LEL
SG-VI-0424-11-13	7/19/2023	Photoionization detector	0	ppm
SG-VI-0425-11-13	7/19/2023	Field oxygen	21.0	%vol
SG-VI-0425-11-13	7/19/2023	Lower explosive limit	0	%LEL
SG-VI-0425-11-13	7/19/2023	Photoionization detector	0	ppm
SG-VI-0426-11-13	7/20/2023	Field oxygen	20.9	%vol
SG-VI-0426-11-13	7/20/2023	Lower explosive limit	0	%LEL
SG-VI-0426-11-13	7/20/2023	Photoionization detector	0	ppm
SG-VI-0427-7-9	3/9/2023	Field oxygen	20.9	%vol
SG-VI-0427-7-9	3/9/2023	Lower explosive limit	0	%LEL
SG-VI-0427-7-9	3/9/2023	Photoionization detector	0	ppm
SG-VI-0428-11-13	7/19/2023	Field oxygen	20.9	%vol
SG-VI-0428-11-13	7/19/2023	Lower explosive limit	0	%LEL
SG-VI-0428-11-13	7/19/2023	Photoionization detector	0	ppm

Table B-8. Area 4 Results—Field Parameters (continued)

Sample ID	Sample Date	Parameter	Result	Units
SG-VI-0429-4-6	10/8/2024	Field oxygen	15.1	%vol
SG-VI-0429-4-6	10/8/2024	Lower explosive limit	2	%LEL
SG-VI-0429-4-6	10/8/2024	Photoionization detector	0.9	ppm
SG-VI-0429-9-11	10/8/2024	Field oxygen	14.4	%vol
SG-VI-0429-9-11	10/8/2024	Lower explosive limit	2	%LEL
SG-VI-0429-9-11	10/8/2024	Photoionization detector	0.7	ppm
SG-VI-0429-14-16	10/8/2024	Field oxygen	20.6	%vol
SG-VI-0429-14-16	10/8/2024	Lower explosive limit	0	%LEL
SG-VI-0429-14-16	10/8/2024	Photoionization detector	0.3	ppm
SG-VI-0429-19-21	10/8/2024	Field oxygen	20.5	%vol
SG-VI-0429-19-21	10/8/2024	Lower explosive limit	1	%LEL
SG-VI-0429-19-21	10/8/2024	Photoionization detector	0.5	ppm
SG-VI-0430-4-6	10/15/2024	Field oxygen	9.1	%vol
SG-VI-0430-4-6	10/15/2024	Lower explosive limit	1	%LEL
SG-VI-0430-4-6	10/15/2024	Photoionization detector	0.8	ppm
SG-VI-0430-9-11	10/15/2024	Field oxygen	19.5	%vol
SG-VI-0430-9-11	10/15/2024	Lower explosive limit	0	%LEL
SG-VI-0430-9-11	10/15/2024	Photoionization detector	0.2	ppm
SG-VI-0430-14-16	10/15/2024	Field oxygen	20.9	%vol
SG-VI-0430-14-16	10/15/2024	Lower explosive limit	0	%LEL
SG-VI-0430-14-16	10/15/2024	Photoionization detector	0.1	ppm
SG-VI-0430-19-21	10/15/2024	Field oxygen	11.4	%vol
SG-VI-0430-19-21	10/15/2024	Lower explosive limit	67	%LEL
SG-VI-0430-19-21	10/15/2024	Photoionization detector	1.4	ppm
SG-VI-0431-4-6	10/16/2024	Field oxygen	10.3	%vol
SG-VI-0431-4-6	10/16/2024	Lower explosive limit	0	%LEL
SG-VI-0431-4-6	10/16/2024	Photoionization detector	0.3	ppm
SG-VI-0431-9-11	10/16/2024	Field oxygen	21.1	%vol
SG-VI-0431-9-11	10/16/2024	Lower explosive limit	0	%LEL

Table B-8. Area 4 Results—Field Parameters (continued)

Sample ID	Sample Date	Parameter	Result	Units
SG-VI-0431-9-11	10/16/2024	Photoionization detector	0.1	ppm
SG-VI-0431-14-16	10/16/2024	Field oxygen	20.9	%vol
SG-VI-0431-14-16	10/16/2024	Lower explosive limit	9	%LEL
SG-VI-0431-14-16	10/16/2024	Photoionization detector	0.3	ppm
SG-VI-0431-19-21	10/16/2024	Field oxygen	20.3	%vol
SG-VI-0431-19-21	10/16/2024	Lower explosive limit	0	%LEL
SG-VI-0431-19-21	10/16/2024	Photoionization detector	0.3	ppm
SG-VI-0432-4-6	10/17/2024	Field oxygen	8.3	%vol
SG-VI-0432-4-6	10/17/2024	Lower explosive limit	1	%LEL
SG-VI-0432-4-6	10/17/2024	Photoionization detector	0.5	ppm
SG-VI-0432-9-11	10/17/2024	Field oxygen	12.4	%vol
SG-VI-0432-9-11	10/17/2024	Lower explosive limit	3	%LEL
SG-VI-0432-9-11	10/17/2024	Photoionization detector	0.3	ppm
SG-VI-0432-14-16	10/17/2024	Field oxygen	21.1	%vol
SG-VI-0432-14-16	10/17/2024	Lower explosive limit	0	%LEL
SG-VI-0432-14-16	10/17/2024	Photoionization detector	0.2	ppm
SG-VI-0432-19-21	10/17/2024	Field oxygen	20.9	%vol
SG-VI-0432-19-21	10/17/2024	Lower explosive limit	0	%LEL
SG-VI-0432-19-21	10/17/2024	Photoionization detector	0.2	ppm
SG-VI-0433-4-6	10/21/2024	Field oxygen	8.7	%vol
SG-VI-0433-4-6	10/21/2024	Lower explosive limit	9	%LEL
SG-VI-0433-4-6	10/21/2024	Photoionization detector	0.5	ppm
SG-VI-0433-9-11	10/21/2024	Field oxygen	6.1	%vol
SG-VI-0433-9-11	10/21/2024	Lower explosive limit	35	%LEL
SG-VI-0433-9-11	10/21/2024	Photoionization detector	0.3	ppm
SG-VI-0433-14-16	10/21/2024	Field oxygen	20.6	%vol
SG-VI-0433-14-16	10/21/2024	Lower explosive limit	0	%LEL
SG-VI-0433-14-16	10/21/2024	Photoionization detector	0.2	ppm
SG-VI-0433-19-21	10/21/2024	Field oxygen	19.2	%vol

Table B-8. Area 4 Results—Field Parameters (continued)

Sample ID	Sample Date	Parameter	Result	Units
SG-VI-0433-19-21	10/21/2024	Lower explosive limit	1	%LEL
SG-VI-0433-19-21	10/21/2024	Photoionization detector	0.4	ppm
SG-VI-0434-4-6	10/22/2024	Field oxygen	6.7	%vol
SG-VI-0434-4-6	10/22/2024	Lower explosive limit	3	%LEL
SG-VI-0434-4-6	10/22/2024	Photoionization detector	1.5	ppm
SG-VI-0434-9-11	10/22/2024	Field oxygen	20.9	%vol
SG-VI-0434-9-11	10/22/2024	Lower explosive limit	0	%LEL
SG-VI-0434-9-11	10/22/2024	Photoionization detector	0.2	ppm
SG-VI-0435-4-6	10/22/2024	Field oxygen	18.4	%vol
SG-VI-0435-4-6	10/22/2024	Lower explosive limit	1	%LEL
SG-VI-0435-4-6	10/22/2024	Photoionization detector	0.3	ppm
SG-VI-0435-9-11	10/22/2024	Field oxygen	20.8	%vol
SG-VI-0435-9-11	10/22/2024	Lower explosive limit	0	%LEL
SG-VI-0435-9-11	10/22/2024	Photoionization detector	0.3	ppm
SG-VI-0436-4-6	10/23/2024	Field oxygen	20.1	%vol
SG-VI-0436-4-6	10/23/2024	Lower explosive limit	0	%LEL
SG-VI-0436-4-6	10/23/2024	Photoionization detector	0.2	ppm
SG-VI-0436-9-11	10/23/2024	Field oxygen	20.5	%vol
SG-VI-0436-9-11	10/23/2024	Lower explosive limit	7	%LEL
SG-VI-0436-9-11	10/23/2024	Photoionization detector	0.4	ppm
SG-VI-0436-14-16	10/23/2024	Field oxygen	20.6	%vol
SG-VI-0436-14-16	10/23/2024	Lower explosive limit	0	%LEL
SG-VI-0436-14-16	10/23/2024	Photoionization detector	0.3	ppm
SG-VI-0436-19-21	10/23/2024	Field oxygen	20.3	%vol
SG-VI-0436-19-21	10/23/2024	Lower explosive limit	8	%LEL
SG-VI-0436-19-21	10/23/2024	Photoionization detector	0.4	ppm
SG-VI-0437-4-6	10/24/2024	Field oxygen	20.9	%vol
SG-VI-0437-4-6	10/24/2024	Lower explosive limit	0	%LEL
SG-VI-0437-4-6	10/24/2024	Photoionization detector	0.1	ppm

Table B-8. Area 4 Results—Field Parameters (continued)

Sample ID	Sample Date	Parameter	Result	Units
SG-VI-0437-9-11	10/24/2024	Field oxygen	20.4	%vol
SG-VI-0437-9-11	10/24/2024	Lower explosive limit	0	%LEL
SG-VI-0437-9-11	10/24/2024	Photoionization detector	0.2	ppm
SG-VI-0437-14-16	10/24/2024	Field oxygen	20.8	%vol
SG-VI-0437-14-16	10/24/2024	Lower explosive limit	0	%LEL
SG-VI-0437-14-16	10/24/2024	Photoionization detector	0.2	ppm
SG-VI-0437-19-21	10/24/2024	Field oxygen	20.9	%vol
SG-VI-0437-19-21	10/24/2024	Lower explosive limit	0	%LEL
SG-VI-0437-19-21	10/24/2024	Photoionization detector	0.2	ppm
SG-VI-0437-24-26	10/24/2024	Field oxygen	20.3	%vol
SG-VI-0437-24-26	10/24/2024	Lower explosive limit	8	%LEL
SG-VI-0437-24-26	10/24/2024	Photoionization detector	0.2	ppm
SG-VI-0438-4-6	11/19/2024	Field oxygen	19.2	%vol
SG-VI-0438-4-6	11/19/2024	Lower explosive limit	0	%LEL
SG-VI-0438-4-6	11/19/2024	Photoionization detector	0.2	ppm
SG-VI-0438-9-11	11/19/2024	Field oxygen	17.4	%vol
SG-VI-0438-9-11	11/19/2024	Lower explosive limit	0	%LEL
SG-VI-0438-9-11	11/19/2024	Photoionization detector	0.2	ppm
SG-VI-0438-14-16	11/19/2024	Field oxygen	20.6	%vol
SG-VI-0438-14-16	11/19/2024	Lower explosive limit	0	%LEL
SG-VI-0438-14-16	11/19/2024	Photoionization detector	0	ppm
SG-VI-0439-4-6	11/20/2024	Field oxygen	20.4	%vol
SG-VI-0439-4-6	11/20/2024	Lower explosive limit	0	%LEL
SG-VI-0439-4-6	11/20/2024	Photoionization detector	0	ppm

Abbreviations:
%LEL = percent lower explosive limit
ppm = parts per million
%vol = percent volume

Table B-9. Area 5 Results—VOCs

Sample ID	Sample Date	Analyte	Result (µg/m³)	Validation Qualifier	Laboratory Qualifiers	Method Detection Limit (µg/m³)	Reporting Detection Limit (µg/m³)	Sample Type
SG-VI-0501-4-6	3/11/2024	Trichloroethene	< 0.20		U	0.20	1.2	F
SG-VI-0501-4-6	3/11/2024	Ethylbenzene	4.4			0.064	1.0	F
SG-VI-0501-4-6	3/11/2024	1,2-Dichloroethane	< 0.21		U	0.21	0.93	F
SG-VI-0501-4-6	3/11/2024	Toluene	36			0.14	0.87	F
SG-VI-0501-4-6	3/11/2024	Tetrachloroethene	< 0.20		U	0.20	1.6	F
SG-VI-0501-4-6	3/11/2024	m,p-Xylene	5.4			0.10	1.0	F
SG-VI-0501-4-6	3/11/2024	Carbon tetrachloride	< 0.37	U	J	0.28	1.4	F
SG-VI-0501-4-6	3/11/2024	2-Hexanone	1.6	J	J	0.43	4.7	F
SG-VI-0501-4-6	3/11/2024	Chloroform	< 0.20		U	0.20	1.1	F
SG-VI-0501-4-6	3/11/2024	Benzene	9.0			0.060	2.9	F
SG-VI-0501-4-6	3/11/2024	1,1,1-Trichloroethane	< 0.20		U	0.20	1.2	F
SG-VI-0501-4-6	3/11/2024	Vinyl chloride	< 0.082		U	0.082	0.59	F
SG-VI-0501-4-6	3/11/2024	2-Butanone	14			0.25	3.4	F
SG-VI-0501-4-6	3/11/2024	Naphthalene	1.1		J	0.11	2.4	F
SG-VI-0501-4-6	3/11/2024	o-Xylene	2.5			0.12	1.0	F
SG-VI-0501-9-11	3/11/2024	Trichloroethene	< 0.17		U	0.17	1.0	F
SG-VI-0501-9-11	3/11/2024	Ethylbenzene	13			0.054	0.85	F
SG-VI-0501-9-11	3/11/2024	1,2-Dichloroethane	< 0.17		U	0.17	0.79	F
SG-VI-0501-9-11	3/11/2024	Toluene	53			0.12	0.73	F
SG-VI-0501-9-11	3/11/2024	Tetrachloroethene	< 0.17		U	0.17	1.3	F
SG-VI-0501-9-11	3/11/2024	m,p-Xylene	13			0.089	0.85	F
SG-VI-0501-9-11	3/11/2024	Carbon tetrachloride	< 0.32	U	J	0.23	1.2	F
SG-VI-0501-9-11	3/11/2024	2-Hexanone	2.8	J	J	0.37	4.0	F
SG-VI-0501-9-11	3/11/2024	Chloroform	< 0.17		U	0.17	0.95	F
SG-VI-0501-9-11	3/11/2024	Benzene	38			0.051	2.5	F
SG-VI-0501-9-11	3/11/2024	1,1,1-Trichloroethane	< 0.17		U	0.17	1.1	F
SG-VI-0501-9-11	3/11/2024	Vinyl chloride	< 0.070		U	0.070	0.50	F
SG-VI-0501-9-11	3/11/2024	2-Butanone	33			0.22	2.9	F

Table B-9. Area 5 Results—VOCs (continued)

Sample ID	Sample Date	Analyte	Result (µg/m³)	Validation Qualifier	Laboratory Qualifiers	Method Detection Limit (µg/m³)	Reporting Detection Limit (µg/m³)	Sample Type
SG-VI-0501-9-11	3/11/2024	Naphthalene	0.45	J	J	0.092	2.0	F
SG-VI-0501-9-11	3/11/2024	o-Xylene	6.2			0.10	0.85	F
SG-VI-0502-4-6	3/11/2024	Trichloroethene	< 0.17		U	0.17	1.0	F
SG-VI-0502-4-6	3/11/2024	Ethylbenzene	7.7			0.053	0.84	F
SG-VI-0502-4-6	3/11/2024	1,2-Dichloroethane	< 0.17		U	0.17	0.78	F
SG-VI-0502-4-6	3/11/2024	Toluene	27			0.12	0.73	F
SG-VI-0502-4-6	3/11/2024	Tetrachloroethene	< 0.56	U	J	0.17	1.3	F
SG-VI-0502-4-6	3/11/2024	m,p-Xylene	9.3			0.088	0.84	F
SG-VI-0502-4-6	3/11/2024	Carbon tetrachloride	< 0.23		U	0.23	1.2	F
SG-VI-0502-4-6	3/11/2024	2-Hexanone	3.2	J	J	0.36	4.0	F
SG-VI-0502-4-6	3/11/2024	Chloroform	< 0.16		U	0.16	0.94	F
SG-VI-0502-4-6	3/11/2024	Benzene	14			0.050	2.5	F
SG-VI-0502-4-6	3/11/2024	1,1,1-Trichloroethane	< 0.16		U	0.16	1.0	F
SG-VI-0502-4-6	3/11/2024	Vinyl chloride	< 0.069		U	0.069	0.49	F
SG-VI-0502-4-6	3/11/2024	2-Butanone	28			0.21	2.8	F
SG-VI-0502-4-6	3/11/2024	Naphthalene	0.33		J	0.091	2.0	F
SG-VI-0502-4-6	3/11/2024	o-Xylene	4.1			0.10	0.84	F
SG-VI-0503-4-6	3/5/2024	Trichloroethene	140			24	79	F
SG-VI-0503-4-6	3/5/2024	Ethylbenzene	56		J	15	64	F
SG-VI-0503-4-6	3/5/2024	1,2-Dichloroethane	< 20		U	20	60	F
SG-VI-0503-4-6	3/5/2024	Toluene	220			14	110	F
SG-VI-0503-4-6	3/5/2024	Tetrachloroethene	< 26		U	26	100	F
SG-VI-0503-4-6	3/5/2024	m,p-Xylene	53		J	9.2	130	F
SG-VI-0503-4-6	3/5/2024	Carbon tetrachloride	< 30		U	30	93	F
SG-VI-0503-4-6	3/5/2024	2-Hexanone	< 68		U	68	240	F
SG-VI-0503-4-6	3/5/2024	Chloroform	< 16		U	16	72	F
SG-VI-0503-4-6	3/5/2024	Benzene	180	J		11	47	F
SG-VI-0503-4-6	3/5/2024	1,1,1-Trichloroethane	< 20		U	20	80	F

Table B-9. Area 5 Results—VOCs (continued)

Sample ID	Sample Date	Analyte	Result (μg/m³)	Validation Qualifier	Laboratory Qualifiers	Method Detection Limit (μg/m³)	Reporting Detection Limit (μg/m³)	Sample Type
SG-VI-0503-4-6	3/5/2024	Vinyl chloride	< 32		U	32	38	F
SG-VI-0503-4-6	3/5/2024	2-Butanone	94		J	29	170	F
SG-VI-0503-4-6	3/5/2024	Naphthalene	< 12		U	12	150	F
SG-VI-0503-4-6	3/5/2024	o-Xylene	16		J	15	64	F
SG-VI-0503-4-6	7/22/2024	Trichloroethene	< 1.5		U	1.5	5.6	F
SG-VI-0503-4-6	7/22/2024	Ethylbenzene	30	J		1.2	4.5	F
SG-VI-0503-4-6	7/22/2024	1,2-Dichloroethane	< 0.78	J	U	0.78	4.2	F
SG-VI-0503-4-6	7/22/2024	Toluene	98			0.86	3.9	F
SG-VI-0503-4-6	7/22/2024	Tetrachloroethene	< 3.0	U	J	2.2	7.0	F
SG-VI-0503-4-6	7/22/2024	m,p-Xylene	36			0.84	4.5	F
SG-VI-0503-4-6	7/22/2024	Carbon tetrachloride	< 1.7		U	1.7	6.5	F
SG-VI-0503-4-6	7/22/2024	2-Hexanone	5.7		J	1.2	21	F
SG-VI-0503-4-6	7/22/2024	Chloroform	< 0.99		U	0.99	5.1	F
SG-VI-0503-4-6	7/22/2024	Benzene	66	J		0.55	13	F
SG-VI-0503-4-6	7/22/2024	1,1,1-Trichloroethane	< 1.3		U	1.3	5.7	F
SG-VI-0503-4-6	7/22/2024	Vinyl chloride	< 0.72		U	0.72	2.6	F
SG-VI-0503-4-6	7/22/2024	2-Butanone	62			2.6	15	F
SG-VI-0503-4-6	7/22/2024	Naphthalene	3.6		J	0.55	11	F
SG-VI-0503-4-6	7/22/2024	o-Xylene	17			0.92	4.5	F
SG-VI-0504-4-6	3/12/2024	Trichloroethene	< 2.4	U		0.20	1.3	F
SG-VI-0504-4-6	3/12/2024	Ethylbenzene	3.1			0.065	1.0	F
SG-VI-0504-4-6	3/12/2024	1,2-Dichloroethane	< 0.21		U	0.21	0.96	F
SG-VI-0504-4-6	3/12/2024	Toluene	21			0.14	0.89	F
SG-VI-0504-4-6	3/12/2024	Tetrachloroethene	< 0.89	U	J	0.21	1.6	F
SG-VI-0504-4-6	3/12/2024	m,p-Xylene	4.0			0.11	1.0	F
SG-VI-0504-4-6	3/12/2024	Carbon tetrachloride	< 0.34	U	J	0.28	1.5	F
SG-VI-0504-4-6	3/12/2024	2-Hexanone	3.9		J	0.44	4.8	F
SG-VI-0504-4-6	3/12/2024	Chloroform	< 0.20		U	0.20	1.2	F

Table B-9. Area 5 Results—VOCs (continued)

Sample ID	Sample Date	Analyte	Result (μg/m³)	Validation Qualifier	Laboratory Qualifiers	Method Detection Limit (μg/m³)	Reporting Detection Limit (μg/m³)	Sample Type
SG-VI-0504-4-6	3/12/2024	Benzene	12			0.061	3.0	F
SG-VI-0504-4-6	3/12/2024	1,1,1-Trichloroethane	1.0		J	0.20	1.3	F
SG-VI-0504-4-6	3/12/2024	Vinyl chloride	< 0.084		U	0.084	0.60	F
SG-VI-0504-4-6	3/12/2024	2-Butanone	31			0.26	3.5	F
SG-VI-0504-4-6	3/12/2024	Naphthalene	0.30	J	J	0.11	2.5	F
SG-VI-0504-4-6	3/12/2024	o-Xylene	< 2.1	U		0.13	1.0	F
SG-VI-0505-4-6	3/11/2024	Trichloroethene	< 0.47	U	J	0.17	1.1	F
SG-VI-0505-4-6	3/11/2024	Ethylbenzene	3.7			0.055	0.87	F
SG-VI-0505-4-6	3/11/2024	1,2-Dichloroethane	< 0.18		U	0.18	0.81	F
SG-VI-0505-4-6	3/11/2024	Toluene	12			0.12	0.75	F
SG-VI-0505-4-6	3/11/2024	Tetrachloroethene	< 0.50	U	J	0.17	1.4	F
SG-VI-0505-4-6	3/11/2024	m,p-Xylene	5.1			0.092	0.87	F
SG-VI-0505-4-6	3/11/2024	Carbon tetrachloride	< 0.24		U	0.24	1.2	F
SG-VI-0505-4-6	3/11/2024	2-Hexanone	2.0		J	0.38	4.1	F
SG-VI-0505-4-6	3/11/2024	Chloroform	< 0.17		U	0.17	0.98	F
SG-VI-0505-4-6	3/11/2024	Benzene	6.1			0.052	2.6	F
SG-VI-0505-4-6	3/11/2024	1,1,1-Trichloroethane	< 0.17		U	0.17	1.1	F
SG-VI-0505-4-6	3/11/2024	Vinyl chloride	< 0.071		U	0.071	0.51	F
SG-VI-0505-4-6	3/11/2024	2-Butanone	14	J		0.22	2.9	F
SG-VI-0505-4-6	3/11/2024	Naphthalene	0.46		J	0.094	2.1	F
SG-VI-0505-4-6	3/11/2024	o-Xylene	2.3			0.11	0.87	F
SG-VI-0505-4-6	3/11/2024	Trichloroethene	< 0.51	U	J	0.17	1.0	D
SG-VI-0505-4-6	3/11/2024	Ethylbenzene	3.9			0.054	0.85	D
SG-VI-0505-4-6	3/11/2024	1,2-Dichloroethane	< 0.18		U	0.18	0.79	D
SG-VI-0505-4-6	3/11/2024	Toluene	13			0.12	0.74	D
SG-VI-0505-4-6	3/11/2024	Tetrachloroethene	< 0.51	U	J	0.17	1.3	D
SG-VI-0505-4-6	3/11/2024	m,p-Xylene	5.5			0.090	0.85	D
SG-VI-0505-4-6	3/11/2024	Carbon tetrachloride	< 0.24	U	J	0.23	1.2	D

Table B-9. Area 5 Results—VOCs (continued)

Sample ID	Sample Date	Analyte	Result (μg/m³)	Validation Qualifier	Laboratory Qualifiers	Method Detection Limit (μg/m³)	Reporting Detection Limit (μg/m³)	Sample Type
SG-VI-0505-4-6	3/11/2024	2-Hexanone	3.2		J	0.37	4.0	D
SG-VI-0505-4-6	3/11/2024	Chloroform	< 0.17		U	0.17	0.96	D
SG-VI-0505-4-6	3/11/2024	Benzene	6.0			0.051	2.5	D
SG-VI-0505-4-6	3/11/2024	1,1,1-Trichloroethane	< 0.17		U	0.17	1.1	D
SG-VI-0505-4-6	3/11/2024	Vinyl chloride	< 0.070		U	0.070	0.50	D
SG-VI-0505-4-6	3/11/2024	2-Butanone	25	J		0.22	2.9	D
SG-VI-0505-4-6	3/11/2024	Naphthalene	0.23		J	0.092	2.0	D
SG-VI-0505-4-6	3/11/2024	o-Xylene	2.4	J		0.11	0.85	D
SG-VI-0506-4-6	3/12/2024	Trichloroethene	< 0.41	U	J	0.38	2.4	F
SG-VI-0506-4-6	3/12/2024	Ethylbenzene	20			0.12	1.9	F
SG-VI-0506-4-6	3/12/2024	1,2-Dichloroethane	< 0.40		U	0.40	1.8	F
SG-VI-0506-4-6	3/12/2024	Toluene	140			0.27	1.7	F
SG-VI-0506-4-6	3/12/2024	Tetrachloroethene	< 0.39		U	0.39	3.0	F
SG-VI-0506-4-6	3/12/2024	m,p-Xylene	25			0.20	1.9	F
SG-VI-0506-4-6	3/12/2024	Carbon tetrachloride	< 0.54		U	0.54	2.8	F
SG-VI-0506-4-6	3/12/2024	2-Hexanone	3.9	J	J	0.84	9.2	F
SG-VI-0506-4-6	3/12/2024	Chloroform	< 0.38		U	0.38	2.2	F
SG-VI-0506-4-6	3/12/2024	Benzene	61			0.12	5.7	F
SG-VI-0506-4-6	3/12/2024	1,1,1-Trichloroethane	< 0.38		U	0.38	2.4	F
SG-VI-0506-4-6	3/12/2024	Vinyl chloride	< 0.16		U	0.16	1.1	F
SG-VI-0506-4-6	3/12/2024	2-Butanone	33			0.50	6.6	F
SG-VI-0506-4-6	3/12/2024	Naphthalene	0.44	J	J	0.21	4.7	F
SG-VI-0506-4-6	3/12/2024	o-Xylene	11			0.24	1.9	F
SG-VI-0506-4-6	9/30/2024	Trichloroethene	< 1.8		U	1.8	10	F
SG-VI-0506-4-6	9/30/2024	Ethylbenzene	34	J		1.2	8.5	F
SG-VI-0506-4-6	9/30/2024	1,2-Dichloroethane	< 1.8		U	1.8	7.9	F
SG-VI-0506-4-6	9/30/2024	Toluene	130			1.9	7.4	F
SG-VI-0506-4-6	9/30/2024	Tetrachloroethene	< 3.8		U	3.8	13	F

Table B-9. Area 5 Results—VOCs (continued)

Sample ID	Sample Date	Analyte	Result (μg/m³)	Validation Qualifier	Laboratory Qualifiers	Method Detection Limit (μg/m³)	Reporting Detection Limit (μg/m³)	Sample Type
SG-VI-0506-4-6	9/30/2024	m,p-Xylene	37			1.3	8.5	F
SG-VI-0506-4-6	9/30/2024	Carbon tetrachloride	< 8.8		U	8.8	12	F
SG-VI-0506-4-6	9/30/2024	2-Hexanone	< 4.8		U	4.8	40	F
SG-VI-0506-4-6	9/30/2024	Chloroform	< 1.7		U	1.7	9.6	F
SG-VI-0506-4-6	9/30/2024	Benzene	61	J		2.5	25	F
SG-VI-0506-4-6	9/30/2024	1,1,1-Trichloroethane	< 3.8		U	3.8	11	F
SG-VI-0506-4-6	9/30/2024	Vinyl chloride	< 1.3		U	1.3	5.0	F
SG-VI-0506-4-6	9/30/2024	2-Butanone	90			4.1	29	F
SG-VI-0506-4-6	9/30/2024	Naphthalene	< 1.1		U	1.1	20	F
SG-VI-0506-4-6	9/30/2024	o-Xylene	13	J		1.2	8.5	F
SG-VI-0506-6-8	9/30/2024	Trichloroethene	< 110		U	110	770	F
SG-VI-0506-6-8	9/30/2024	Ethylbenzene	< 240		U	240	620	F
SG-VI-0506-6-8	9/30/2024	1,2-Dichloroethane	< 110		U	110	580	F
SG-VI-0506-6-8	9/30/2024	Toluene	< 120		U	120	1100	F
SG-VI-0506-6-8	9/30/2024	Tetrachloroethene	< 320		U	320	980	F
SG-VI-0506-6-8	9/30/2024	m,p-Xylene	< 220		U	220	1200	F
SG-VI-0506-6-8	9/30/2024	Carbon tetrachloride	< 160		U	160	910	F
SG-VI-0506-6-8	9/30/2024	2-Hexanone	< 460		U	460	2400	F
SG-VI-0506-6-8	9/30/2024	Chloroform	< 140		U	140	700	F
SG-VI-0506-6-8	9/30/2024	Benzene	< 100	U	J	80	460	F
SG-VI-0506-6-8	9/30/2024	1,1,1-Trichloroethane	< 160		U	160	780	F
SG-VI-0506-6-8	9/30/2024	Vinyl chloride	< 170		U	170	370	F
SG-VI-0506-6-8	9/30/2024	2-Butanone	< 310		U	310	1700	F
SG-VI-0506-6-8	9/30/2024	Naphthalene	< 74		U	74	1500	F
SG-VI-0506-6-8	9/30/2024	o-Xylene	< 220		U	220	620	F
SG-VI-0507-4-6	2/29/2024	Trichloroethene	< 0.29	U	J	0.17	1.1	F
SG-VI-0507-4-6	2/29/2024	Ethylbenzene	64			0.056	0.87	F
SG-VI-0507-4-6	2/29/2024	1,2-Dichloroethane	< 0.18		U	0.18	0.81	F

Table B-9. Area 5 Results—VOCs (continued)

Sample ID	Sample Date	Analyte	Result (μg/m³)	Validation Qualifier	Laboratory Qualifiers	Method Detection Limit (μg/m³)	Reporting Detection Limit (μg/m³)	Sample Type
SG-VI-0507-4-6	2/29/2024	Toluene	160			0.12	0.76	F
SG-VI-0507-4-6	2/29/2024	Tetrachloroethene	41	J		0.18	1.4	F
SG-VI-0507-4-6	2/29/2024	m,p-Xylene	58			0.092	0.87	F
SG-VI-0507-4-6	2/29/2024	Carbon tetrachloride	< 0.24		U	0.24	1.3	F
SG-VI-0507-4-6	2/29/2024	2-Hexanone	< 1.9	U	J	0.38	4.1	F
SG-VI-0507-4-6	2/29/2024	Chloroform	< 0.17		U	0.17	0.98	F
SG-VI-0507-4-6	2/29/2024	Benzene	65			0.052	2.6	F
SG-VI-0507-4-6	2/29/2024	1,1,1-Trichloroethane	< 0.17		U	0.17	1.1	F
SG-VI-0507-4-6	2/29/2024	Vinyl chloride	< 0.072		U	0.072	0.51	F
SG-VI-0507-4-6	2/29/2024	2-Butanone	33			0.22	3.0	F
SG-VI-0507-4-6	2/29/2024	Naphthalene	< 0.20	JU	J	0.095	2.1	F
SG-VI-0507-4-6	2/29/2024	o-Xylene	20			0.11	0.87	F
SG-VI-0507-4-6	7/22/2024	Trichloroethene	< 0.30		U	0.30	1.1	F
SG-VI-0507-4-6	7/22/2024	Ethylbenzene	41			0.25	0.91	F
SG-VI-0507-4-6	7/22/2024	1,2-Dichloroethane	< 0.16	J	U	0.16	0.84	F
SG-VI-0507-4-6	7/22/2024	Toluene	80			0.17	0.79	F
SG-VI-0507-4-6	7/22/2024	Tetrachloroethene	< 2.6	JU		0.44	1.4	F
SG-VI-0507-4-6	7/22/2024	m,p-Xylene	47			0.17	0.91	F
SG-VI-0507-4-6	7/22/2024	Carbon tetrachloride	< 0.34		U	0.34	1.3	F
SG-VI-0507-4-6	7/22/2024	2-Hexanone	6.5			0.24	4.3	F
SG-VI-0507-4-6	7/22/2024	Chloroform	< 0.20		U	0.20	1.0	F
SG-VI-0507-4-6	7/22/2024	Benzene	34			0.11	2.7	F
SG-VI-0507-4-6	7/22/2024	1,1,1-Trichloroethane	< 0.25		U	0.25	1.1	F
SG-VI-0507-4-6	7/22/2024	Vinyl chloride	< 0.14		U	0.14	0.53	F
SG-VI-0507-4-6	7/22/2024	2-Butanone	73			0.53	3.1	F
SG-VI-0507-4-6	7/22/2024	Naphthalene	5.7		J	0.11	2.2	F
SG-VI-0507-4-6	7/22/2024	o-Xylene	20			0.18	0.91	F
SG-VI-0508-9-11	3/4/2024	Trichloroethene	< 0.18		U	0.18	1.1	F

Table B-9. Area 5 Results—VOCs (continued)

Sample ID	Sample Date	Analyte	Result (µg/m³)	Validation Qualifier	Laboratory Qualifiers	Method Detection Limit (µg/m³)	Reporting Detection Limit (µg/m³)	Sample Type
SG-VI-0508-9-11	3/4/2024	Ethylbenzene	3.7			0.056	0.88	F
SG-VI-0508-9-11	3/4/2024	1,2-Dichloroethane	< 0.18		U	0.18	0.82	F
SG-VI-0508-9-11	3/4/2024	Toluene	14			0.12	0.77	F
SG-VI-0508-9-11	3/4/2024	Tetrachloroethene	< 0.18		U	0.18	1.4	F
SG-VI-0508-9-11	3/4/2024	m,p-Xylene	4.2			0.093	0.88	F
SG-VI-0508-9-11	3/4/2024	Carbon tetrachloride	0.37	J	J	0.24	1.3	F
SG-VI-0508-9-11	3/4/2024	2-Hexanone	0.91		J	0.38	4.2	F
SG-VI-0508-9-11	3/4/2024	Chloroform	< 0.17		U	0.17	1.0	F
SG-VI-0508-9-11	3/4/2024	Benzene	9.8			0.053	2.6	F
SG-VI-0508-9-11	3/4/2024	1,1,1-Trichloroethane	< 0.17		U	0.17	1.1	F
SG-VI-0508-9-11	3/4/2024	Vinyl chloride	< 0.073		U	0.073	0.52	F
SG-VI-0508-9-11	3/4/2024	2-Butanone	10			0.22	3.0	F
SG-VI-0508-9-11	3/4/2024	Naphthalene	0.35		J	0.096	2.1	F
SG-VI-0508-9-11	3/4/2024	o-Xylene	1.9			0.11	0.88	F
SG-VI-0509-4-6	3/4/2024	Trichloroethene	< 0.20		U	0.20	1.2	F
SG-VI-0509-4-6	3/4/2024	Ethylbenzene	13			0.063	0.99	F
SG-VI-0509-4-6	3/4/2024	1,2-Dichloroethane	< 0.20		U	0.20	0.92	F
SG-VI-0509-4-6	3/4/2024	Toluene	36			0.14	0.86	F
SG-VI-0509-4-6	3/4/2024	Tetrachloroethene	< 0.42	U	J	0.20	1.5	F
SG-VI-0509-4-6	3/4/2024	m,p-Xylene	14			0.10	0.99	F
SG-VI-0509-4-6	3/4/2024	Carbon tetrachloride	< 0.27		U	0.27	1.4	F
SG-VI-0509-4-6	3/4/2024	2-Hexanone	< 0.44	U	J	0.43	4.7	F
SG-VI-0509-4-6	3/4/2024	Chloroform	< 0.20		U	0.20	1.1	F
SG-VI-0509-4-6	3/4/2024	Benzene	17			0.059	2.9	F
SG-VI-0509-4-6	3/4/2024	1,1,1-Trichloroethane	< 0.19		U	0.19	1.2	F
SG-VI-0509-4-6	3/4/2024	Vinyl chloride	< 0.081		U	0.081	0.58	F
SG-VI-0509-4-6	3/4/2024	2-Butanone	5.3			0.25	3.4	F
SG-VI-0509-4-6	3/4/2024	Naphthalene	< 0.14	JU	J	0.11	2.4	F

Table B-9. Area 5 Results—VOCs (continued)

Sample ID	Sample Date	Analyte	Result (µg/m³)	Validation Qualifier	Laboratory Qualifiers	Method Detection Limit (µg/m³)	Reporting Detection Limit (µg/m³)	Sample Type
SG-VI-0509-4-6	3/4/2024	o-Xylene	5.8			0.12	0.99	F
SG-VI-0510-4-6	3/5/2024	Trichloroethene	< 0.16		U	0.16	1.0	F
SG-VI-0510-4-6	3/5/2024	Ethylbenzene	5.6	J		0.052	0.82	F
SG-VI-0510-4-6	3/5/2024	1,2-Dichloroethane	< 0.17		U	0.17	0.76	F
SG-VI-0510-4-6	3/5/2024	Toluene	50			0.11	0.71	F
SG-VI-0510-4-6	3/5/2024	Tetrachloroethene	< 0.16		U	0.16	1.3	F
SG-VI-0510-4-6	3/5/2024	m,p-Xylene	7.3			0.086	0.82	F
SG-VI-0510-4-6	3/5/2024	Carbon tetrachloride	< 0.41	U	J	0.22	1.2	F
SG-VI-0510-4-6	3/5/2024	2-Hexanone	2.9	J	J	0.35	3.8	F
SG-VI-0510-4-6	3/5/2024	Chloroform	< 0.16		U	0.16	0.92	F
SG-VI-0510-4-6	3/5/2024	Benzene	17			0.049	2.4	F
SG-VI-0510-4-6	3/5/2024	1,1,1-Trichloroethane	< 0.16		U	0.16	1.0	F
SG-VI-0510-4-6	3/5/2024	Vinyl chloride	< 0.067		U	0.067	0.48	F
SG-VI-0510-4-6	3/5/2024	2-Butanone	25	J		0.21	2.8	F
SG-VI-0510-4-6	3/5/2024	Naphthalene	1.4	J	J	0.088	2.0	F
SG-VI-0510-4-6	3/5/2024	o-Xylene	3.0	J		0.10	0.82	F
SG-VI-0510-4-6	3/5/2024	Trichloroethene	< 0.16		U	0.16	1.0	D
SG-VI-0510-4-6	3/5/2024	Ethylbenzene	5.0	J		0.052	0.81	D
SG-VI-0510-4-6	3/5/2024	1,2-Dichloroethane	< 0.17		U	0.17	0.76	D
SG-VI-0510-4-6	3/5/2024	Toluene	44			0.11	0.70	D
SG-VI-0510-4-6	3/5/2024	Tetrachloroethene	< 0.16		U	0.16	1.3	D
SG-VI-0510-4-6	3/5/2024	m,p-Xylene	6.1			0.086	0.81	D
SG-VI-0510-4-6	3/5/2024	Carbon tetrachloride	< 0.38	U	J	0.22	1.2	D
SG-VI-0510-4-6	3/5/2024	2-Hexanone	4.0			0.35	3.8	D
SG-VI-0510-4-6	3/5/2024	Chloroform	< 0.16		U	0.16	0.91	D
SG-VI-0510-4-6	3/5/2024	Benzene	16			0.048	2.4	D
SG-VI-0510-4-6	3/5/2024	1,1,1-Trichloroethane	< 0.16		U	0.16	1.0	D
SG-VI-0510-4-6	3/5/2024	Vinyl chloride	< 0.067		U	0.067	0.48	D

Table B-9. Area 5 Results—VOCs (continued)

Sample ID	Sample Date	Analyte	Result (μg/m³)	Validation Qualifier	Laboratory Qualifiers	Method Detection Limit (μg/m³)	Reporting Detection Limit (μg/m³)	Sample Type
SG-VI-0510-4-6	3/5/2024	2-Butanone	38	J		0.21	2.8	D
SG-VI-0510-4-6	3/5/2024	Naphthalene	0.34	J	J	0.088	2.0	D
SG-VI-0510-4-6	3/5/2024	o-Xylene	< 2.8	U		0.10	0.81	D
SG-VI-0511-4-6	2/15/2024	Ethylbenzene	46			0.071	1.1	F
SG-VI-0511-4-6	2/15/2024	1,2-Dichloroethane	< 0.23		U	0.23	1.0	F
SG-VI-0511-4-6	2/15/2024	Toluene	150			0.15	0.96	F
SG-VI-0511-4-6	2/15/2024	Tetrachloroethene	< 1.2	U	J	0.22	1.7	F
SG-VI-0511-4-6	2/15/2024	m,p-Xylene	44			0.12	1.1	F
SG-VI-0511-4-6	2/15/2024	Carbon tetrachloride	< 0.31		U	0.31	1.6	F
SG-VI-0511-4-6	2/15/2024	2-Hexanone	< 0.48		U	0.48	5.2	F
SG-VI-0511-4-6	2/15/2024	Chloroform	< 0.22		U	0.22	1.2	F
SG-VI-0511-4-6	2/15/2024	Benzene	110			0.066	0.82	F
SG-VI-0511-4-6	2/15/2024	1,1,1-Trichloroethane	< 0.22		U	0.22	1.4	F
SG-VI-0511-4-6	2/15/2024	Vinyl chloride	< 0.091		U	0.091	0.65	F
SG-VI-0511-4-6	2/15/2024	2-Butanone	12			0.28	3.8	F
SG-VI-0511-4-6	2/15/2024	Naphthalene	0.61		J	0.12	2.7	F
SG-VI-0511-4-6	2/15/2024	o-Xylene	19			0.14	1.1	F
SG-VI-0511-4-6	2/15/2024	Trichloroethene	< 0.22		U	0.22	1.4	F
SG-VI-0511-4-6	7/16/2024	Trichloroethene	< 0.60		U	0.60	2.2	F
SG-VI-0511-4-6	7/16/2024	Ethylbenzene	18			0.49	1.8	F
SG-VI-0511-4-6	7/16/2024	1,2-Dichloroethane	< 0.31		U	0.31	1.7	F
SG-VI-0511-4-6	7/16/2024	Toluene	43			0.34	1.6	F
SG-VI-0511-4-6	7/16/2024	Tetrachloroethene	< 0.88		U	0.88	2.8	F
SG-VI-0511-4-6	7/16/2024	m,p-Xylene	16			0.34	1.8	F
SG-VI-0511-4-6	7/16/2024	Carbon tetrachloride	< 0.68		U	0.68	2.6	F
SG-VI-0511-4-6	7/16/2024	2-Hexanone	1.9		J	0.48	8.5	F
SG-VI-0511-4-6	7/16/2024	Chloroform	< 0.40		U	0.40	2.0	F
SG-VI-0511-4-6	7/16/2024	Benzene	27	J		0.22	5.3	F

Table B-9. Area 5 Results—VOCs (continued)

Sample ID	Sample Date	Analyte	Result (µg/m³)	Validation Qualifier	Laboratory Qualifiers	Method Detection Limit (µg/m³)	Reporting Detection Limit (µg/m³)	Sample Type
SG-VI-0511-4-6	7/16/2024	1,1,1-Trichloroethane	< 0.51		U	0.51	2.3	F
SG-VI-0511-4-6	7/16/2024	Vinyl chloride	< 0.29		U	0.29	1.1	F
SG-VI-0511-4-6	7/16/2024	2-Butanone	35			1.0	6.1	F
SG-VI-0511-4-6	7/16/2024	o-Xylene	7.1			0.37	1.8	F
SG-VI-0511-4-6	7/16/2024	Naphthalene	2.7		J	0.18	4.4	F
SG-VI-0511-9-11	2/15/2024	Ethylbenzene	63			0.61	9.6	F
SG-VI-0511-9-11	2/15/2024	1,2-Dichloroethane	< 2.0		U	2.0	8.9	F
SG-VI-0511-9-11	2/15/2024	Toluene	280			1.3	8.3	F
SG-VI-0511-9-11	2/15/2024	Tetrachloroethene	< 1.9		U	1.9	15	F
SG-VI-0511-9-11	2/15/2024	m,p-Xylene	55			1.0	9.6	F
SG-VI-0511-9-11	2/15/2024	Carbon tetrachloride	< 2.6		U	2.6	14	F
SG-VI-0511-9-11	2/15/2024	2-Hexanone	< 4.1		U	4.1	45	F
SG-VI-0511-9-11	2/15/2024	Chloroform	< 1.9		U	1.9	11	F
SG-VI-0511-9-11	2/15/2024	Benzene	230			0.57	7.0	F
SG-VI-0511-9-11	2/15/2024	1,1,1-Trichloroethane	< 1.9		U	1.9	12	F
SG-VI-0511-9-11	2/15/2024	Vinyl chloride	< 0.79		U	0.79	5.6	F
SG-VI-0511-9-11	2/15/2024	2-Butanone	32			2.4	32	F
SG-VI-0511-9-11	2/15/2024	Naphthalene	1.4	J	J	1.0	23	F
SG-VI-0511-9-11	2/15/2024	o-Xylene	19			1.2	9.6	F
SG-VI-0511-9-11	2/15/2024	Trichloroethene	< 1.9		U	1.9	12	F
SG-VI-0511-9-11	7/16/2024	Trichloroethene	< 1.6		U	1.6	5.8	F
SG-VI-0511-9-11	7/16/2024	Ethylbenzene	28	J		1.3	4.7	F
SG-VI-0511-9-11	7/16/2024	1,2-Dichloroethane	< 0.81		U	0.81	4.4	F
SG-VI-0511-9-11	7/16/2024	Toluene	98			0.90	4.1	F
SG-VI-0511-9-11	7/16/2024	Tetrachloroethene	< 2.3		U	2.3	7.4	F
SG-VI-0511-9-11	7/16/2024	m,p-Xylene	23			0.88	4.7	F
SG-VI-0511-9-11	7/16/2024	Carbon tetrachloride	< 1.8		U	1.8	6.8	F
SG-VI-0511-9-11	7/16/2024	2-Hexanone	< 4.7	U	J	1.3	22	F

Table B-9. Area 5 Results—VOCs (continued)

Sample ID	Sample Date	Analyte	Result (µg/m³)	Validation Qualifier	Laboratory Qualifiers	Method Detection Limit (µg/m³)	Reporting Detection Limit (µg/m³)	Sample Type
SG-VI-0511-9-11	7/16/2024	Chloroform	< 1.0		U	1.0	5.3	F
SG-VI-0511-9-11	7/16/2024	Benzene	110	J		0.57	14	F
SG-VI-0511-9-11	7/16/2024	1,1,1-Trichloroethane	< 1.3		U	1.3	5.9	F
SG-VI-0511-9-11	7/16/2024	Vinyl chloride	< 0.75		U	0.75	2.8	F
SG-VI-0511-9-11	7/16/2024	2-Butanone	43			2.8	16	F
SG-VI-0511-9-11	7/16/2024	o-Xylene	10			0.96	4.7	F
SG-VI-0511-9-11	7/16/2024	Naphthalene	0.67		J	0.46	11	F
SG-VI-0512-4-6	2/20/2024	Ethylbenzene	14			0.055	0.87	F
SG-VI-0512-4-6	2/20/2024	1,2-Dichloroethane	< 0.18		U	0.18	0.81	F
SG-VI-0512-4-6	2/20/2024	Toluene	45			0.12	0.75	F
SG-VI-0512-4-6	2/20/2024	Tetrachloroethene	< 1.2	U	J	0.17	1.4	F
SG-VI-0512-4-6	2/20/2024	m,p-Xylene	14			0.092	0.87	F
SG-VI-0512-4-6	2/20/2024	Carbon tetrachloride	< 0.81	JU	J	0.24	1.2	F
SG-VI-0512-4-6	2/20/2024	2-Hexanone	< 0.46	U	J	0.38	4.1	F
SG-VI-0512-4-6	2/20/2024	Chloroform	< 0.17		U	0.17	0.98	F
SG-VI-0512-4-6	2/20/2024	Benzene	24			0.052	0.64	F
SG-VI-0512-4-6	2/20/2024	1,1,1-Trichloroethane	< 0.17		U	0.17	1.1	F
SG-VI-0512-4-6	2/20/2024	Vinyl chloride	< 0.071		U	0.071	0.51	F
SG-VI-0512-4-6	2/20/2024	2-Butanone	25			0.22	2.9	F
SG-VI-0512-4-6	2/20/2024	Naphthalene	0.33		J	0.094	2.1	F
SG-VI-0512-4-6	2/20/2024	o-Xylene	5.8			0.11	0.87	F
SG-VI-0512-4-6	2/20/2024	Trichloroethene	< 0.42	U	J	0.17	1.1	F
SG-VI-0512-9-11	2/20/2024	Ethylbenzene	18			0.056	0.88	F
SG-VI-0512-9-11	2/20/2024	1,2-Dichloroethane	< 0.18		U	0.18	0.82	F
SG-VI-0512-9-11	2/20/2024	Toluene	39			0.12	0.77	F
SG-VI-0512-9-11	2/20/2024	Tetrachloroethene	4.3	J		0.18	1.4	F
SG-VI-0512-9-11	2/20/2024	m,p-Xylene	23			0.093	0.88	F
SG-VI-0512-9-11	2/20/2024	Carbon tetrachloride	< 0.42	JU	J	0.24	1.3	F

Table B-9. Area 5 Results—VOCs (continued)

Sample ID	Sample Date	Analyte	Result (µg/m³)	Validation Qualifier	Laboratory Qualifiers	Method Detection Limit (µg/m³)	Reporting Detection Limit (µg/m³)	Sample Type
SG-VI-0512-9-11	2/20/2024	2-Hexanone	7.8			0.38	4.2	F
SG-VI-0512-9-11	2/20/2024	Chloroform	< 0.17		U	0.17	1.0	F
SG-VI-0512-9-11	2/20/2024	Benzene	11			0.053	0.65	F
SG-VI-0512-9-11	2/20/2024	1,1,1-Trichloroethane	< 0.17		U	0.17	1.1	F
SG-VI-0512-9-11	2/20/2024	Vinyl chloride	< 0.073		U	0.073	0.52	F
SG-VI-0512-9-11	2/20/2024	2-Butanone	19			0.22	3.0	F
SG-VI-0512-9-11	2/20/2024	Naphthalene	1.9		J	0.096	2.1	F
SG-VI-0512-9-11	2/20/2024	o-Xylene	11			0.11	0.88	F
SG-VI-0512-9-11	2/20/2024	Trichloroethene	< 0.28	U	J	0.18	1.1	F
SG-VI-0513-4-6	2/21/2024	Ethylbenzene	42			0.29	4.6	F
SG-VI-0513-4-6	2/21/2024	1,2-Dichloroethane	< 0.95		U	0.95	4.3	F
SG-VI-0513-4-6	2/21/2024	Toluene	150			0.64	4.0	F
SG-VI-0513-4-6	2/21/2024	Tetrachloroethene	< 0.93		U	0.93	7.2	F
SG-VI-0513-4-6	2/21/2024	m,p-Xylene	36	J		0.48	4.6	F
SG-VI-0513-4-6	2/21/2024	Carbon tetrachloride	< 1.3	J	U	1.3	6.7	F
SG-VI-0513-4-6	2/21/2024	2-Hexanone	< 3.2	U	J	2.0	22	F
SG-VI-0513-4-6	2/21/2024	Chloroform	< 0.91		U	0.91	5.2	F
SG-VI-0513-4-6	2/21/2024	Benzene	130			0.28	3.4	F
SG-VI-0513-4-6	2/21/2024	1,1,1-Trichloroethane	< 0.91		U	0.91	5.8	F
SG-VI-0513-4-6	2/21/2024	Vinyl chloride	< 0.38		U	0.38	2.7	F
SG-VI-0513-4-6	2/21/2024	2-Butanone	44			1.2	16	F
SG-VI-0513-4-6	2/21/2024	Naphthalene	1.1		J	0.50	11	F
SG-VI-0513-4-6	2/21/2024	o-Xylene	14			0.57	4.6	F
SG-VI-0513-4-6	2/21/2024	Trichloroethene	< 0.91		U	0.91	5.7	F
SG-VI-0513-4-6	7/16/2024	Trichloroethene	< 8.0		U	8.0	27	F
SG-VI-0513-4-6	7/16/2024	Ethylbenzene	170			5.1	22	F
SG-VI-0513-4-6	7/16/2024	1,2-Dichloroethane	< 6.9		U	6.9	20	F
SG-VI-0513-4-6	7/16/2024	Toluene	620	J		4.7	38	F

Table B-9. Area 5 Results—VOCs (continued)

Sample ID	Sample Date	Analyte	Result (μg/m³)	Validation Qualifier	Laboratory Qualifiers	Method Detection Limit (μg/m³)	Reporting Detection Limit (μg/m³)	Sample Type
SG-VI-0513-4-6	7/16/2024	Tetrachloroethene	< 8.7		U	8.7	34	F
SG-VI-0513-4-6	7/16/2024	m,p-Xylene	180	J		3.1	43	F
SG-VI-0513-4-6	7/16/2024	Carbon tetrachloride	< 10		U	10	31	F
SG-VI-0513-4-6	7/16/2024	2-Hexanone	< 23	J	U	23	82	F
SG-VI-0513-4-6	7/16/2024	Chloroform	< 5.5		U	5.5	24	F
SG-VI-0513-4-6	7/16/2024	Benzene	500			3.8	16	F
SG-VI-0513-4-6	7/16/2024	1,1,1-Trichloroethane	< 6.6		U	6.6	27	F
SG-VI-0513-4-6	7/16/2024	Vinyl chloride	< 11		U	11	13	F
SG-VI-0513-4-6	7/16/2024	2-Butanone	190			9.9	59	F
SG-VI-0513-4-6	7/16/2024	Naphthalene	< 4.1		U	4.1	52	F
SG-VI-0513-4-6	7/16/2024	o-Xylene	71	J		5.2	22	F
SG-VI-0514-4-6	2/26/2024	Trichloroethene	< 18		U	18	60	F
SG-VI-0514-4-6	2/26/2024	Ethylbenzene	110			12	49	F
SG-VI-0514-4-6	2/26/2024	1,2-Dichloroethane	< 16		U	16	45	F
SG-VI-0514-4-6	2/26/2024	Toluene	410			10	84	F
SG-VI-0514-4-6	2/26/2024	Tetrachloroethene	< 20		U	20	76	F
SG-VI-0514-4-6	2/26/2024	m,p-Xylene	140			7.0	97	F
SG-VI-0514-4-6	2/26/2024	Carbon tetrachloride	< 22		U	22	70	F
SG-VI-0514-4-6	2/26/2024	2-Hexanone	< 52		U	52	180	F
SG-VI-0514-4-6	2/26/2024	Chloroform	< 12		U	12	55	F
SG-VI-0514-4-6	2/26/2024	Benzene	220			8.4	36	F
SG-VI-0514-4-6	2/26/2024	1,1,1-Trichloroethane	< 15		U	15	61	F
SG-VI-0514-4-6	2/26/2024	Vinyl chloride	< 24		U	24	29	F
SG-VI-0514-4-6	2/26/2024	2-Butanone	56		J	22	130	F
SG-VI-0514-4-6	2/26/2024	Naphthalene	< 9.3		U	9.3	120	F
SG-VI-0514-4-6	2/26/2024	o-Xylene	62			12	49	F
SG-VI-0514-4-6	7/15/2024	Trichloroethene	< 0.31		U	0.31	1.2	F
SG-VI-0514-4-6	7/15/2024	Ethylbenzene	20			0.26	0.94	F

Table B-9. Area 5 Results—VOCs (continued)

Sample ID	Sample Date	Analyte	Result (μg/m³)	Validation Qualifier	Laboratory Qualifiers	Method Detection Limit (μg/m³)	Reporting Detection Limit (μg/m³)	Sample Type
SG-VI-0514-4-6	7/15/2024	1,2-Dichloroethane	< 0.16		U	0.16	0.87	F
SG-VI-0514-4-6	7/15/2024	Toluene	50			0.18	0.81	F
SG-VI-0514-4-6	7/15/2024	Tetrachloroethene	< 0.46		U	0.46	1.5	F
SG-VI-0514-4-6	7/15/2024	m,p-Xylene	26			0.17	0.94	F
SG-VI-0514-4-6	7/15/2024	Carbon tetrachloride	< 0.35		U	0.35	1.4	F
SG-VI-0514-4-6	7/15/2024	2-Hexanone	< 2.0	U	J	0.25	4.4	F
SG-VI-0514-4-6	7/15/2024	Chloroform	< 0.21		U	0.21	1.0	F
SG-VI-0514-4-6	7/15/2024	Benzene	19	J		0.11	2.8	F
SG-VI-0514-4-6	7/15/2024	1,1,1-Trichloroethane	< 0.26		U	0.26	1.2	F
SG-VI-0514-4-6	7/15/2024	Vinyl chloride	< 0.15		U	0.15	0.55	F
SG-VI-0514-4-6	7/15/2024	2-Butanone	27			0.55	3.2	F
SG-VI-0514-4-6	7/15/2024	Naphthalene	2.0		J	0.12	2.3	F
SG-VI-0514-4-6	7/15/2024	o-Xylene	12			0.19	0.94	F
SG-VI-0515-4-6	2/15/2024	Ethylbenzene	46			0.20	3.1	F
SG-VI-0515-4-6	2/15/2024	1,2-Dichloroethane	< 0.64		U	0.64	2.9	F
SG-VI-0515-4-6	2/15/2024	Toluene	150			0.43	2.7	F
SG-VI-0515-4-6	2/15/2024	Tetrachloroethene	< 0.62		U	0.62	4.8	F
SG-VI-0515-4-6	2/15/2024	m,p-Xylene	48			0.32	3.1	F
SG-VI-0515-4-6	2/15/2024	Carbon tetrachloride	< 0.85		U	0.85	4.5	F
SG-VI-0515-4-6	2/15/2024	2-Hexanone	< 1.3		U	1.3	14	F
SG-VI-0515-4-6	2/15/2024	Chloroform	< 0.61		U	0.61	3.5	F
SG-VI-0515-4-6	2/15/2024	Benzene	98			0.18	2.3	F
SG-VI-0515-4-6	2/15/2024	1,1,1-Trichloroethane	< 0.61		U	0.61	3.9	F
SG-VI-0515-4-6	2/15/2024	Vinyl chloride	< 0.25		U	0.25	1.8	F
SG-VI-0515-4-6	2/15/2024	2-Butanone	16			0.78	10	F
SG-VI-0515-4-6	2/15/2024	Naphthalene	0.94		J	0.33	7.4	F
SG-VI-0515-4-6	2/15/2024	o-Xylene	17			0.38	3.1	F
SG-VI-0515-4-6	2/15/2024	Trichloroethene	< 0.61		U	0.61	3.8	F

Table B-9. Area 5 Results—VOCs (continued)

Sample ID	Sample Date	Analyte	Result (µg/m³)	Validation Qualifier	Laboratory Qualifiers	Method Detection Limit (µg/m³)	Reporting Detection Limit (µg/m³)	Sample Type
SG-VI-0515-4-6	7/18/2024	Trichloroethene	< 0.35		U	0.35	1.3	F
SG-VI-0515-4-6	7/18/2024	Ethylbenzene	19	J		0.28	1.0	F
SG-VI-0515-4-6	7/18/2024	1,2-Dichloroethane	< 0.18		U	0.18	0.97	F
SG-VI-0515-4-6	7/18/2024	Toluene	48	J		0.20	0.90	F
SG-VI-0515-4-6	7/18/2024	Tetrachloroethene	< 0.50		U	0.50	1.6	F
SG-VI-0515-4-6	7/18/2024	m,p-Xylene	23	J		0.19	1.0	F
SG-VI-0515-4-6	7/18/2024	Carbon tetrachloride	< 0.39		U	0.39	1.5	F
SG-VI-0515-4-6	7/18/2024	2-Hexanone	1.4		J	0.28	4.9	F
SG-VI-0515-4-6	7/18/2024	Chloroform	< 0.23		U	0.23	1.2	F
SG-VI-0515-4-6	7/18/2024	Benzene	25	J		0.12	3.0	F
SG-VI-0515-4-6	7/18/2024	1,1,1-Trichloroethane	< 0.29		U	0.29	1.3	F
SG-VI-0515-4-6	7/18/2024	Vinyl chloride	< 0.16		U	0.16	0.61	F
SG-VI-0515-4-6	7/18/2024	2-Butanone	30	J		0.61	3.5	F
SG-VI-0515-4-6	7/18/2024	Naphthalene	6.3		J	0.13	2.5	F
SG-VI-0515-4-6	7/18/2024	o-Xylene	9.3			0.21	1.0	F
SG-VI-0515-4-6	7/18/2024	Trichloroethene	< 0.55		U	0.55	2.0	D
SG-VI-0515-4-6	7/18/2024	Ethylbenzene	27	J		0.45	1.6	D
SG-VI-0515-4-6	7/18/2024	1,2-Dichloroethane	< 0.28		U	0.28	1.5	D
SG-VI-0515-4-6	7/18/2024	Toluene	66	J		0.31	1.4	D
SG-VI-0515-4-6	7/18/2024	Tetrachloroethene	< 0.80		U	0.80	2.6	D
SG-VI-0515-4-6	7/18/2024	m,p-Xylene	32	J		0.30	1.6	D
SG-VI-0515-4-6	7/18/2024	Carbon tetrachloride	< 0.62		U	0.62	2.4	D
SG-VI-0515-4-6	7/18/2024	2-Hexanone	< 1.4	U	J	0.44	7.8	D
SG-VI-0515-4-6	7/18/2024	Chloroform	< 0.36		U	0.36	1.8	D
SG-VI-0515-4-6	7/18/2024	Benzene	34	J		0.20	4.8	D
SG-VI-0515-4-6	7/18/2024	1,1,1-Trichloroethane	< 0.46		U	0.46	2.1	D
SG-VI-0515-4-6	7/18/2024	Vinyl chloride	< 0.26		U	0.26	0.97	D
SG-VI-0515-4-6	7/18/2024	2-Butanone	40	J		0.96	5.6	D

Table B-9. Area 5 Results—VOCs (continued)

Sample ID	Sample Date	Analyte	Result (µg/m³)	Validation Qualifier	Laboratory Qualifiers	Method Detection Limit (µg/m³)	Reporting Detection Limit (µg/m³)	Sample Type
SG-VI-0515-4-6	7/18/2024	Naphthalene	9.5		J	0.20	4.0	D
SG-VI-0515-4-6	7/18/2024	o-Xylene	13			0.34	1.6	D
SG-VI-0516-4-6	2/21/2024	Ethylbenzene	1.6			0.056	0.88	F
SG-VI-0516-4-6	2/21/2024	1,2-Dichloroethane	< 0.18		U	0.18	0.82	F
SG-VI-0516-4-6	2/21/2024	Toluene	23			0.12	0.76	F
SG-VI-0516-4-6	2/21/2024	Tetrachloroethene	< 0.22	U	J	0.18	1.4	F
SG-VI-0516-4-6	2/21/2024	m,p-Xylene	2.3			0.092	0.88	F
SG-VI-0516-4-6	2/21/2024	Carbon tetrachloride	< 0.32	JU	J	0.24	1.3	F
SG-VI-0516-4-6	2/21/2024	2-Hexanone	< 0.38		U	0.38	4.1	F
SG-VI-0516-4-6	2/21/2024	Chloroform	< 0.17		U	0.17	0.99	F
SG-VI-0516-4-6	2/21/2024	Benzene	5.1			0.052	0.64	F
SG-VI-0516-4-6	2/21/2024	1,1,1-Trichloroethane	< 0.17		U	0.17	1.1	F
SG-VI-0516-4-6	2/21/2024	Vinyl chloride	< 0.072		U	0.072	0.52	F
SG-VI-0516-4-6	2/21/2024	2-Butanone	3.8			0.22	3.0	F
SG-VI-0516-4-6	2/21/2024	Naphthalene	< 0.095		U	0.095	2.1	F
SG-VI-0516-4-6	2/21/2024	o-Xylene	0.90			0.11	0.88	F
SG-VI-0516-4-6	2/21/2024	Trichloroethene	< 0.17		U	0.17	1.1	F
SG-VI-0517-4-6	2/21/2024	Ethylbenzene	10			0.15	2.4	F
SG-VI-0517-4-6	2/21/2024	1,2-Dichloroethane	< 0.50		U	0.50	2.2	F
SG-VI-0517-4-6	2/21/2024	Toluene	91			0.33	2.1	F
SG-VI-0517-4-6	2/21/2024	Tetrachloroethene	< 0.48		U	0.48	3.8	F
SG-VI-0517-4-6	2/21/2024	m,p-Xylene	16			0.25	2.4	F
SG-VI-0517-4-6	2/21/2024	Carbon tetrachloride	< 0.66	J	U	0.66	3.5	F
SG-VI-0517-4-6	2/21/2024	2-Hexanone	< 1.4	U	J	1.0	11	F
SG-VI-0517-4-6	2/21/2024	Chloroform	< 0.47		U	0.47	2.7	F
SG-VI-0517-4-6	2/21/2024	Benzene	32			0.14	1.8	F
SG-VI-0517-4-6	2/21/2024	1,1,1-Trichloroethane	< 0.47		U	0.47	3.0	F
SG-VI-0517-4-6	2/21/2024	Vinyl chloride	< 0.20		U	0.20	1.4	F

Table B-9. Area 5 Results—VOCs (continued)

Sample ID	Sample Date	Analyte	Result (μg/m³)	Validation Qualifier	Laboratory Qualifiers	Method Detection Limit (μg/m³)	Reporting Detection Limit (μg/m³)	Sample Type
SG-VI-0517-4-6	2/21/2024	2-Butanone	22			0.61	8.2	F
SG-VI-0517-4-6	2/21/2024	Naphthalene	< 0.26		U	0.26	5.8	F
SG-VI-0517-4-6	2/21/2024	o-Xylene	6.0			0.30	2.4	F
SG-VI-0517-4-6	2/21/2024	Trichloroethene	< 0.48		U	0.48	3.0	F
SG-VI-0518-4-6	2/13/2024	Ethylbenzene	3.6			0.061	0.96	F
SG-VI-0518-4-6	2/13/2024	1,2-Dichloroethane	< 0.20		U	0.20	0.90	F
SG-VI-0518-4-6	2/13/2024	Toluene	22			0.13	0.84	F
SG-VI-0518-4-6	2/13/2024	Tetrachloroethene	< 0.19		U	0.19	1.5	F
SG-VI-0518-4-6	2/13/2024	m,p-Xylene	4.1			0.10	0.96	F
SG-VI-0518-4-6	2/13/2024	Carbon tetrachloride	< 0.56	U	J	0.27	1.4	F
SG-VI-0518-4-6	2/13/2024	2-Hexanone	< 0.42		U	0.42	4.5	F
SG-VI-0518-4-6	2/13/2024	Chloroform	< 0.19		U	0.19	1.1	F
SG-VI-0518-4-6	2/13/2024	Benzene	9.8			0.058	0.71	F
SG-VI-0518-4-6	2/13/2024	1,1,1-Trichloroethane	< 0.19		U	0.19	1.2	F
SG-VI-0518-4-6	2/13/2024	Vinyl chloride	< 0.079		U	0.079	0.57	F
SG-VI-0518-4-6	2/13/2024	2-Butanone	3.0		J	0.24	3.3	F
SG-VI-0518-4-6	2/13/2024	Naphthalene	< 0.10		U	0.10	2.3	F
SG-VI-0518-4-6	2/13/2024	o-Xylene	1.6			0.12	0.96	F
SG-VI-0518-4-6	2/13/2024	Trichloroethene	< 0.19		U	0.19	1.2	F
SG-VI-0519-4-6	2/13/2024	Ethylbenzene	1.5		J	0.55	8.6	F
SG-VI-0519-4-6	2/13/2024	1,2-Dichloroethane	< 1.8		U	1.8	8.0	F
SG-VI-0519-4-6	2/13/2024	Toluene	29			1.2	7.5	F
SG-VI-0519-4-6	2/13/2024	Tetrachloroethene	< 1.7		U	1.7	13	F
SG-VI-0519-4-6	2/13/2024	m,p-Xylene	< 0.91		U	0.91	8.6	F
SG-VI-0519-4-6	2/13/2024	Carbon tetrachloride	< 2.4		U	2.4	12	F
SG-VI-0519-4-6	2/13/2024	2-Hexanone	< 3.7		U	3.7	40	F
SG-VI-0519-4-6	2/13/2024	Chloroform	< 1.7		U	1.7	9.7	F
SG-VI-0519-4-6	2/13/2024	Benzene	92			0.51	6.3	F

Table B-9. Area 5 Results—VOCs (continued)

Sample ID	Sample Date	Analyte	Result (µg/m³)	Validation Qualifier	Laboratory Qualifiers	Method Detection Limit (µg/m³)	Reporting Detection Limit (µg/m³)	Sample Type
SG-VI-0519-4-6	2/13/2024	1,1,1-Trichloroethane	< 1.7		U	1.7	11	F
SG-VI-0519-4-6	2/13/2024	Vinyl chloride	< 0.71		U	0.71	5.1	F
SG-VI-0519-4-6	2/13/2024	2-Butanone	9.9		J	2.2	29	F
SG-VI-0519-4-6	2/13/2024	Naphthalene	< 0.93		U	0.93	21	F
SG-VI-0519-4-6	2/13/2024	o-Xylene	< 1.1		U	1.1	8.6	F
SG-VI-0519-4-6	2/13/2024	Trichloroethene	< 5.1	U	J	1.7	11	F
SG-VI-0519-4-6	7/23/2024	Trichloroethene	< 1.5		U	1.5	5.7	F
SG-VI-0519-4-6	7/23/2024	Ethylbenzene	90			1.2	4.6	F
SG-VI-0519-4-6	7/23/2024	1,2-Dichloroethane	< 0.79	J	U	0.79	4.3	F
SG-VI-0519-4-6	7/23/2024	Toluene	240			0.88	4.0	F
SG-VI-0519-4-6	7/23/2024	Tetrachloroethene	< 6.1	U	J	2.2	7.2	F
SG-VI-0519-4-6	7/23/2024	m,p-Xylene	89			0.86	4.6	F
SG-VI-0519-4-6	7/23/2024	Carbon tetrachloride	< 1.7		U	1.7	6.7	F
SG-VI-0519-4-6	7/23/2024	2-Hexanone	< 4.2	U	J	1.2	22	F
SG-VI-0519-4-6	7/23/2024	Chloroform	< 1.0		U	1.0	5.2	F
SG-VI-0519-4-6	7/23/2024	Benzene	160			0.56	14	F
SG-VI-0519-4-6	7/23/2024	1,1,1-Trichloroethane	< 1.3		U	1.3	5.8	F
SG-VI-0519-4-6	7/23/2024	Vinyl chloride	< 0.73		U	0.73	2.7	F
SG-VI-0519-4-6	7/23/2024	2-Butanone	44			2.7	16	F
SG-VI-0519-4-6	7/23/2024	Naphthalene	2.5		J	0.56	11	F
SG-VI-0519-4-6	7/23/2024	o-Xylene	36			0.94	4.6	F
SG-VI-0520-4-6	2/12/2024	Ethylbenzene	140			0.72	11	F
SG-VI-0520-4-6	2/12/2024	1,2-Dichloroethane	< 2.3		U	2.3	10	F
SG-VI-0520-4-6	2/12/2024	Toluene	700			1.6	9.8	F
SG-VI-0520-4-6	2/12/2024	Tetrachloroethene	< 2.3		U	2.3	18	F
SG-VI-0520-4-6	2/12/2024	m,p-Xylene	140			1.2	11	F
SG-VI-0520-4-6	2/12/2024	Carbon tetrachloride	< 3.1		U	3.1	16	F
SG-VI-0520-4-6	2/12/2024	2-Hexanone	< 4.9		U	4.9	53	F

Table B-9. Area 5 Results—VOCs (continued)

Sample ID	Sample Date	Analyte	Result (μg/m³)	Validation Qualifier	Laboratory Qualifiers	Method Detection Limit (μg/m³)	Reporting Detection Limit (μg/m³)	Sample Type
SG-VI-0520-4-6	2/12/2024	Chloroform	< 2.2		U	2.2	13	F
SG-VI-0520-4-6	2/12/2024	Benzene	380			0.68	8.3	F
SG-VI-0520-4-6	2/12/2024	1,1,1-Trichloroethane	< 2.2		U	2.2	14	F
SG-VI-0520-4-6	2/12/2024	Vinyl chloride	< 0.93		U	0.93	6.6	F
SG-VI-0520-4-6	2/12/2024	2-Butanone	62			2.9	38	F
SG-VI-0520-4-6	2/12/2024	Naphthalene	1.9	J	J	1.2	27	F
SG-VI-0520-4-6	2/12/2024	o-Xylene	43			1.4	11	F
SG-VI-0520-4-6	2/12/2024	Trichloroethene	< 2.2		U	2.2	14	F
SG-VI-0520-4-6	7/18/2024	Trichloroethene	< 1.1		U	1.1	3.9	F
SG-VI-0520-4-6	7/18/2024	Ethylbenzene	52	J		0.86	3.2	F
SG-VI-0520-4-6	7/18/2024	1,2-Dichloroethane	< 0.55		U	0.55	3.0	F
SG-VI-0520-4-6	7/18/2024	Toluene	100	J		0.60	2.8	F
SG-VI-0520-4-6	7/18/2024	Tetrachloroethene	< 1.6		U	1.6	5.0	F
SG-VI-0520-4-6	7/18/2024	m,p-Xylene	44	J		0.59	3.2	F
SG-VI-0520-4-6	7/18/2024	Carbon tetrachloride	< 1.2		U	1.2	4.6	F
SG-VI-0520-4-6	7/18/2024	2-Hexanone	3.8		J	0.85	15	F
SG-VI-0520-4-6	7/18/2024	Chloroform	< 0.70		U	0.70	3.6	F
SG-VI-0520-4-6	7/18/2024	Benzene	49	J		0.38	9.4	F
SG-VI-0520-4-6	7/18/2024	1,1,1-Trichloroethane	< 0.89		U	0.89	4.0	F
SG-VI-0520-4-6	7/18/2024	Vinyl chloride	< 0.50		U	0.50	1.9	F
SG-VI-0520-4-6	7/18/2024	2-Butanone	43	J		1.9	11	F
SG-VI-0520-4-6	7/18/2024	Naphthalene	2.9		J	0.39	7.7	F
SG-VI-0520-4-6	7/18/2024	o-Xylene	17	J		0.65	3.2	F
SG-VI-0520-4-6	7/18/2024	Trichloroethene	< 1.0		U	1.0	3.9	D
SG-VI-0520-4-6	7/18/2024	Ethylbenzene	69	J		0.86	3.1	D
SG-VI-0520-4-6	7/18/2024	1,2-Dichloroethane	< 0.54		U	0.54	2.9	D
SG-VI-0520-4-6	7/18/2024	Toluene	140	J		0.60	2.7	D
SG-VI-0520-4-6	7/18/2024	Tetrachloroethene	< 1.5		U	1.5	4.9	D

Table B-9. Area 5 Results—VOCs (continued)

Sample ID	Sample Date	Analyte	Result (µg/m³)	Validation Qualifier	Laboratory Qualifiers	Method Detection Limit (µg/m³)	Reporting Detection Limit (µg/m³)	Sample Type
SG-VI-0520-4-6	7/18/2024	m,p-Xylene	60	J		0.58	3.1	D
SG-VI-0520-4-6	7/18/2024	Carbon tetrachloride	< 1.2		U	1.2	4.6	D
SG-VI-0520-4-6	7/18/2024	2-Hexanone	5.0		J	0.84	15	D
SG-VI-0520-4-6	7/18/2024	Chloroform	< 0.69		U	0.69	3.5	D
SG-VI-0520-4-6	7/18/2024	Benzene	65	J		0.38	9.2	D
SG-VI-0520-4-6	7/18/2024	1,1,1-Trichloroethane	< 0.88		U	0.88	4.0	D
SG-VI-0520-4-6	7/18/2024	Vinyl chloride	< 0.50		U	0.50	1.8	D
SG-VI-0520-4-6	7/18/2024	2-Butanone	58	J		1.8	11	D
SG-VI-0520-4-6	7/18/2024	o-Xylene	23	J		0.64	3.1	D
SG-VI-0520-4-6	7/18/2024	Naphthalene	3.7		J	0.30	7.6	D
SG-VI-0520-4-6	9/30/2024	Trichloroethene	< 8.0	J	U	8.0	55	F
SG-VI-0520-4-6	9/30/2024	Ethylbenzene	330	J		17	44	F
SG-VI-0520-4-6	9/30/2024	1,2-Dichloroethane	< 7.9	J	U	7.9	41	F
SG-VI-0520-4-6	9/30/2024	Toluene	1000	J		8.4	77	F
SG-VI-0520-4-6	9/30/2024	Tetrachloroethene	< 23	J	U	23	69	F
SG-VI-0520-4-6	9/30/2024	m,p-Xylene	300	J		16	88	F
SG-VI-0520-4-6	9/30/2024	Carbon tetrachloride	< 11	J	U	11	64	F
SG-VI-0520-4-6	9/30/2024	2-Hexanone	< 33	J	U	33	170	F
SG-VI-0520-4-6	9/30/2024	Chloroform	< 10	J	U	10	50	F
SG-VI-0520-4-6	9/30/2024	Benzene	720	J		5.7	32	F
SG-VI-0520-4-6	9/30/2024	1,1,1-Trichloroethane	< 11	J	U	11	56	F
SG-VI-0520-4-6	9/30/2024	Vinyl chloride	< 12	J	U	12	26	F
SG-VI-0520-4-6	9/30/2024	2-Butanone	280	J		22	120	F
SG-VI-0520-4-6	9/30/2024	Naphthalene	< 5.2	J	U	5.2	110	F
SG-VI-0520-4-6	9/30/2024	o-Xylene	120	J		16	44	F
SG-VI-0520-4-6	9/30/2024	Trichloroethene	< 0.96	J	U	0.96	5.6	D
SG-VI-0520-4-6	9/30/2024	Ethylbenzene	120	J		0.66	4.5	D
SG-VI-0520-4-6	9/30/2024	1,2-Dichloroethane	< 0.96	J	U	0.96	4.2	D

Table B-9. Area 5 Results—VOCs (continued)

Sample ID	Sample Date	Analyte	Result (µg/m³)	Validation Qualifier	Laboratory Qualifiers	Method Detection Limit (µg/m³)	Reporting Detection Limit (µg/m³)	Sample Type
SG-VI-0520-4-6	9/30/2024	Toluene	260	J		1.0	3.9	D
SG-VI-0520-4-6	9/30/2024	Tetrachloroethene	< 2.0	J	U	2.0	7.0	D
SG-VI-0520-4-6	9/30/2024	m,p-Xylene	110	J		0.68	4.5	D
SG-VI-0520-4-6	9/30/2024	Carbon tetrachloride	< 4.7	J	U	4.7	6.5	D
SG-VI-0520-4-6	9/30/2024	2-Hexanone	< 9.8	U	J	2.6	21	D
SG-VI-0520-4-6	9/30/2024	Chloroform	< 0.92	J	U	0.92	5.1	D
SG-VI-0520-4-6	9/30/2024	Benzene	140	J		1.3	13	D
SG-VI-0520-4-6	9/30/2024	1,1,1-Trichloroethane	< 2.0	J	U	2.0	5.7	D
SG-VI-0520-4-6	9/30/2024	Vinyl chloride	< 0.68	J	U	0.68	2.6	D
SG-VI-0520-4-6	9/30/2024	2-Butanone	170	J		2.2	15	D
SG-VI-0520-4-6	9/30/2024	Naphthalene	8.5		J	0.59	11	D
SG-VI-0520-4-6	9/30/2024	o-Xylene	51	J		0.65	4.5	D
SG-VI-0521-4-6	2/12/2024	Ethylbenzene	53			0.28	4.5	F
SG-VI-0521-4-6	2/12/2024	1,2-Dichloroethane	< 0.92		U	0.92	4.2	F
SG-VI-0521-4-6	2/12/2024	Toluene	160			0.62	3.9	F
SG-VI-0521-4-6	2/12/2024	Tetrachloroethene	< 0.90		U	0.90	7.0	F
SG-VI-0521-4-6	2/12/2024	m,p-Xylene	49			0.47	4.5	F
SG-VI-0521-4-6	2/12/2024	Carbon tetrachloride	< 1.2		U	1.2	6.5	F
SG-VI-0521-4-6	2/12/2024	2-Hexanone	< 1.9		U	1.9	21	F
SG-VI-0521-4-6	2/12/2024	Chloroform	< 0.88		U	0.88	5.0	F
SG-VI-0521-4-6	2/12/2024	Benzene	100			0.27	3.3	F
SG-VI-0521-4-6	2/12/2024	1,1,1-Trichloroethane	< 0.88		U	0.88	5.6	F
SG-VI-0521-4-6	2/12/2024	Vinyl chloride	< 0.37		U	0.37	2.6	F
SG-VI-0521-4-6	2/12/2024	2-Butanone	18			1.1	15	F
SG-VI-0521-4-6	2/12/2024	Naphthalene	1.4	J	J	0.48	11	F
SG-VI-0521-4-6	2/12/2024	o-Xylene	17			0.56	4.5	F
SG-VI-0521-4-6	2/12/2024	Trichloroethene	< 0.89		U	0.89	5.5	F
SG-VI-0521-4-6	7/24/2024	Trichloroethene	< 0.63		U	0.63	2.3	F

Table B-9. Area 5 Results—VOCs (continued)

Sample ID	Sample Date	Analyte	Result (μg/m³)	Validation Qualifier	Laboratory Qualifiers	Method Detection Limit (μg/m³)	Reporting Detection Limit (μg/m³)	Sample Type
SG-VI-0521-4-6	7/24/2024	Ethylbenzene	73			0.51	1.9	F
SG-VI-0521-4-6	7/24/2024	1,2-Dichloroethane	< 0.32	J	U	0.32	1.8	F
SG-VI-0521-4-6	7/24/2024	Toluene	170			0.36	1.6	F
SG-VI-0521-4-6	7/24/2024	Tetrachloroethene	< 1.0	U	J	0.92	2.9	F
SG-VI-0521-4-6	7/24/2024	m,p-Xylene	69			0.35	1.9	F
SG-VI-0521-4-6	7/24/2024	Carbon tetrachloride	< 0.71		U	0.71	2.7	F
SG-VI-0521-4-6	7/24/2024	2-Hexanone	< 3.7	U	J	0.50	8.9	F
SG-VI-0521-4-6	7/24/2024	Chloroform	< 0.41		U	0.41	2.1	F
SG-VI-0521-4-6	7/24/2024	Benzene	110			0.23	5.5	F
SG-VI-0521-4-6	7/24/2024	1,1,1-Trichloroethane	< 0.53		U	0.53	2.4	F
SG-VI-0521-4-6	7/24/2024	Vinyl chloride	< 0.30		U	0.30	1.1	F
SG-VI-0521-4-6	7/24/2024	2-Butanone	54			1.1	6.4	F
SG-VI-0521-4-6	7/24/2024	Naphthalene	4.1		J	0.23	4.5	F
SG-VI-0521-4-6	7/24/2024	o-Xylene	31			0.38	1.9	F
SG-VI-0522-3-5	2/29/2024	Ethylbenzene	13	J		1.0	4.2	F
SG-VI-0522-3-5	2/29/2024	1,2-Dichloroethane	< 1.4		U	1.4	3.9	F
SG-VI-0522-3-5	2/29/2024	Toluene	53			0.92	7.3	F
SG-VI-0522-3-5	2/29/2024	Tetrachloroethene	< 1.7		U	1.7	6.6	F
SG-VI-0522-3-5	2/29/2024	m,p-Xylene	7.3		J	0.61	8.5	F
SG-VI-0522-3-5	2/29/2024	Carbon tetrachloride	< 2.0		U	2.0	6.1	F
SG-VI-0522-3-5	2/29/2024	2-Hexanone	< 4.5		U	4.5	16	F
SG-VI-0522-3-5	2/29/2024	Chloroform	< 1.1		U	1.1	4.8	F
SG-VI-0522-3-5	2/29/2024	Benzene	45			0.74	3.1	F
SG-VI-0522-3-5	2/29/2024	1,1,1-Trichloroethane	< 1.3		U	1.3	5.3	F
SG-VI-0522-3-5	2/29/2024	Vinyl chloride	< 2.1		U	2.1	2.5	F
SG-VI-0522-3-5	2/29/2024	2-Butanone	11		J	1.9	12	F
SG-VI-0522-3-5	2/29/2024	Naphthalene	< 0.81		U	0.81	10	F
SG-VI-0522-3-5	2/29/2024	o-Xylene	2.8	J	J	1.0	4.2	F

Table B-9. Area 5 Results—VOCs (continued)

Sample ID	Sample Date	Analyte	Result (μg/m³)	Validation Qualifier	Laboratory Qualifiers	Method Detection Limit (μg/m³)	Reporting Detection Limit (μg/m³)	Sample Type
SG-VI-0522-3-5	2/29/2024	Trichloroethene	< 1.6		U	1.6	5.2	F
SG-VI-0522-3-5	7/22/2024	Trichloroethene	< 0.31		U	0.31	1.1	F
SG-VI-0522-3-5	7/22/2024	Ethylbenzene	3.2			0.25	0.92	F
SG-VI-0522-3-5	7/22/2024	1,2-Dichloroethane	< 0.16	J	U	0.16	0.86	F
SG-VI-0522-3-5	7/22/2024	Toluene	10			0.18	0.80	F
SG-VI-0522-3-5	7/22/2024	Tetrachloroethene	3.8			0.45	1.4	F
SG-VI-0522-3-5	7/22/2024	m,p-Xylene	4.6			0.17	0.92	F
SG-VI-0522-3-5	7/22/2024	Carbon tetrachloride	< 0.34		U	0.34	1.3	F
SG-VI-0522-3-5	7/22/2024	2-Hexanone	3.9		J	0.24	4.3	F
SG-VI-0522-3-5	7/22/2024	Chloroform	< 0.20		U	0.20	1.0	F
SG-VI-0522-3-5	7/22/2024	Benzene	< 6.0	JU		0.11	2.7	F
SG-VI-0522-3-5	7/22/2024	1,1,1-Trichloroethane	< 0.26		U	0.26	1.2	F
SG-VI-0522-3-5	7/22/2024	Vinyl chloride	< 0.15		U	0.15	0.54	F
SG-VI-0522-3-5	7/22/2024	2-Butanone	28			0.54	3.1	F
SG-VI-0522-3-5	7/22/2024	Naphthalene	0.60		J	0.11	2.2	F
SG-VI-0522-3-5	7/22/2024	o-Xylene	2.2			0.19	0.92	F
SG-VI-0523-28-30	2/27/2024	Ethylbenzene	57			4.1	17	F
SG-VI-0523-28-30	2/27/2024	1,2-Dichloroethane	< 5.6		U	5.6	16	F
SG-VI-0523-28-30	2/27/2024	Toluene	520			3.8	30	F
SG-VI-0523-28-30	2/27/2024	Tetrachloroethene	< 7.0		U	7.0	27	F
SG-VI-0523-28-30	2/27/2024	m,p-Xylene	59			2.5	35	F
SG-VI-0523-28-30	2/27/2024	Carbon tetrachloride	< 8.0		U	8.0	25	F
SG-VI-0523-28-30	2/27/2024	2-Hexanone	< 18		U	18	65	F
SG-VI-0523-28-30	2/27/2024	Chloroform	< 4.4		U	4.4	19	F
SG-VI-0523-28-30	2/27/2024	Benzene	170	J		3.0	13	F
SG-VI-0523-28-30	2/27/2024	1,1,1-Trichloroethane	< 5.3		U	5.3	22	F
SG-VI-0523-28-30	2/27/2024	Vinyl chloride	< 8.6		U	8.6	10	F
SG-VI-0523-28-30	2/27/2024	2-Butanone	45		J	7.9	47	F

Table B-9. Area 5 Results—VOCs (continued)

Sample ID	Sample Date	Analyte	Result (µg/m³)	Validation Qualifier	Laboratory Qualifiers	Method Detection Limit (µg/m³)	Reporting Detection Limit (µg/m³)	Sample Type
SG-VI-0523-28-30	2/27/2024	Naphthalene	< 3.3		U	3.3	42	F
SG-VI-0523-28-30	2/27/2024	o-Xylene	30			4.1	17	F
SG-VI-0523-28-30	2/27/2024	Trichloroethene	< 6.4		U	6.4	21	F
SG-VI-0523-28-30	7/23/2024	Trichloroethene	< 1.5		U	1.5	5.4	F
SG-VI-0523-28-30	7/23/2024	Ethylbenzene	20			1.2	4.4	F
SG-VI-0523-28-30	7/23/2024	1,2-Dichloroethane	< 0.75	J	U	0.75	4.1	F
SG-VI-0523-28-30	7/23/2024	Toluene	62			0.83	3.8	F
SG-VI-0523-28-30	7/23/2024	Tetrachloroethene	< 2.1		U	2.1	6.8	F
SG-VI-0523-28-30	7/23/2024	m,p-Xylene	16			0.81	4.4	F
SG-VI-0523-28-30	7/23/2024	Carbon tetrachloride	< 1.6		U	1.6	6.4	F
SG-VI-0523-28-30	7/23/2024	2-Hexanone	2.3		J	1.2	21	F
SG-VI-0523-28-30	7/23/2024	Chloroform	< 0.96		U	0.96	4.9	F
SG-VI-0523-28-30	7/23/2024	Benzene	55	J		0.53	13	F
SG-VI-0523-28-30	7/23/2024	1,1,1-Trichloroethane	< 1.2		U	1.2	5.5	F
SG-VI-0523-28-30	7/23/2024	Vinyl chloride	< 0.70		U	0.70	2.6	F
SG-VI-0523-28-30	7/23/2024	2-Butanone	30			2.6	15	F
SG-VI-0523-28-30	7/23/2024	Naphthalene	0.74		J	0.54	10	F
SG-VI-0523-28-30	7/23/2024	o-Xylene	9.9			0.89	4.4	F
SG-VI-0524-14-16	2/27/2024	Ethylbenzene	3.8			0.057	0.90	F
SG-VI-0524-14-16	2/27/2024	1,2-Dichloroethane	< 0.18		U	0.18	0.84	F
SG-VI-0524-14-16	2/27/2024	Toluene	11			0.12	0.78	F
SG-VI-0524-14-16	2/27/2024	Tetrachloroethene	0.69	J	J	0.18	1.4	F
SG-VI-0524-14-16	2/27/2024	m,p-Xylene	4.2			0.095	0.90	F
SG-VI-0524-14-16	2/27/2024	Carbon tetrachloride	< 0.25		U	0.25	1.3	F
SG-VI-0524-14-16	2/27/2024	2-Hexanone	< 0.39		U	0.39	4.2	F
SG-VI-0524-14-16	2/27/2024	Chloroform	< 0.18		U	0.18	1.0	F
SG-VI-0524-14-16	2/27/2024	Benzene	4.5			0.054	2.6	F
SG-VI-0524-14-16	2/27/2024	1,1,1-Trichloroethane	< 0.18		U	0.18	1.1	F

Table B-9. Area 5 Results—VOCs (continued)

Sample ID	Sample Date	Analyte	Result (μg/m³)	Validation Qualifier	Laboratory Qualifiers	Method Detection Limit (μg/m³)	Reporting Detection Limit (μg/m³)	Sample Type
SG-VI-0524-14-16	2/27/2024	Vinyl chloride	< 0.074		U	0.074	0.53	F
SG-VI-0524-14-16	2/27/2024	2-Butanone	2.4		J	0.23	3.0	F
SG-VI-0524-14-16	2/27/2024	Naphthalene	< 0.21	JU	J	0.097	2.2	F
SG-VI-0524-14-16	2/27/2024	o-Xylene	2.0			0.11	0.90	F
SG-VI-0524-14-16	2/27/2024	Trichloroethene	< 0.52	U	J	0.18	1.1	F
SG-VI-0525-3-5	2/20/2024	Ethylbenzene	2.0	J		0.056	0.88	F
SG-VI-0525-3-5	2/20/2024	1,2-Dichloroethane	< 0.18		U	0.18	0.82	F
SG-VI-0525-3-5	2/20/2024	Toluene	8.1	J		0.12	0.76	F
SG-VI-0525-3-5	2/20/2024	Tetrachloroethene	< 0.18		U	0.18	1.4	F
SG-VI-0525-3-5	2/20/2024	m,p-Xylene	2.2	J		0.092	0.88	F
SG-VI-0525-3-5	2/20/2024	Carbon tetrachloride	< 0.24	J	U	0.24	1.3	F
SG-VI-0525-3-5	2/20/2024	2-Hexanone	0.44	J	J	0.38	4.1	F
SG-VI-0525-3-5	2/20/2024	Chloroform	< 0.17		U	0.17	0.99	F
SG-VI-0525-3-5	2/20/2024	Benzene	5.2	J		0.052	0.64	F
SG-VI-0525-3-5	2/20/2024	1,1,1-Trichloroethane	< 0.17		U	0.17	1.1	F
SG-VI-0525-3-5	2/20/2024	Vinyl chloride	< 0.072		U	0.072	0.52	F
SG-VI-0525-3-5	2/20/2024	2-Butanone	14			0.22	3.0	F
SG-VI-0525-3-5	2/20/2024	Naphthalene	0.13	J	J	0.095	2.1	F
SG-VI-0525-3-5	2/20/2024	o-Xylene	0.84	J	J	0.11	0.88	F
SG-VI-0525-3-5	2/20/2024	Trichloroethene	< 0.17		U	0.17	1.1	F
SG-VI-0525-3-5	2/20/2024	Ethylbenzene	9.0	J		0.056	0.88	D
SG-VI-0525-3-5	2/20/2024	1,2-Dichloroethane	< 0.18		U	0.18	0.82	D
SG-VI-0525-3-5	2/20/2024	Toluene	34	J		0.12	0.76	D
SG-VI-0525-3-5	2/20/2024	Tetrachloroethene	< 0.18		U	0.18	1.4	D
SG-VI-0525-3-5	2/20/2024	m,p-Xylene	9.9	J		0.092	0.88	D
SG-VI-0525-3-5	2/20/2024	Carbon tetrachloride	< 0.24	J	U	0.24	1.3	D
SG-VI-0525-3-5	2/20/2024	2-Hexanone	< 0.38		U	0.38	4.1	D
SG-VI-0525-3-5	2/20/2024	Chloroform	< 0.17		U	0.17	0.99	D

Table B-9. Area 5 Results—VOCs (continued)

Sample ID	Sample Date	Analyte	Result (μg/m³)	Validation Qualifier	Laboratory Qualifiers	Method Detection Limit (μg/m³)	Reporting Detection Limit (μg/m³)	Sample Type
SG-VI-0525-3-5	2/20/2024	Benzene	13	J		0.052	0.64	D
SG-VI-0525-3-5	2/20/2024	1,1,1-Trichloroethane	< 0.17		U	0.17	1.1	D
SG-VI-0525-3-5	2/20/2024	Vinyl chloride	< 0.072		U	0.072	0.52	D
SG-VI-0525-3-5	2/20/2024	2-Butanone	13			0.22	3.0	D
SG-VI-0525-3-5	2/20/2024	Naphthalene	0.16	J	J	0.095	2.1	D
SG-VI-0525-3-5	2/20/2024	o-Xylene	3.8	J		0.11	0.88	D
SG-VI-0525-3-5	2/20/2024	Trichloroethene	< 0.17		U	0.17	1.1	D
SG-VI-0526-5-7	2/13/2024	Ethylbenzene	48			0.29	4.6	F
SG-VI-0526-5-7	2/13/2024	1,2-Dichloroethane	< 0.94		U	0.94	4.2	F
SG-VI-0526-5-7	2/13/2024	Toluene	160			0.63	4.0	F
SG-VI-0526-5-7	2/13/2024	Tetrachloroethene	< 0.92		U	0.92	7.1	F
SG-VI-0526-5-7	2/13/2024	m,p-Xylene	46			0.48	4.6	F
SG-VI-0526-5-7	2/13/2024	Carbon tetrachloride	< 1.2		U	1.2	6.6	F
SG-VI-0526-5-7	2/13/2024	2-Hexanone	< 2.0		U	2.0	22	F
SG-VI-0526-5-7	2/13/2024	Chloroform	< 0.90		U	0.90	5.1	F
SG-VI-0526-5-7	2/13/2024	Benzene	100			0.27	3.4	F
SG-VI-0526-5-7	2/13/2024	1,1,1-Trichloroethane	< 0.90		U	0.90	5.7	F
SG-VI-0526-5-7	2/13/2024	Vinyl chloride	< 0.38		U	0.38	2.7	F
SG-VI-0526-5-7	2/13/2024	2-Butanone	16			1.2	15	F
SG-VI-0526-5-7	2/13/2024	Naphthalene	0.83	J	J	0.49	11	F
SG-VI-0526-5-7	2/13/2024	o-Xylene	18	J		0.57	4.6	F
SG-VI-0526-5-7	2/13/2024	Trichloroethene	< 0.90		U	0.90	5.6	F
SG-VI-0526-5-7	7/16/2024	Trichloroethene	< 3.1		U	3.1	12	F
SG-VI-0526-5-7	7/16/2024	Ethylbenzene	48			2.6	9.4	F
SG-VI-0526-5-7	7/16/2024	1,2-Dichloroethane	< 1.6		U	1.6	8.7	F
SG-VI-0526-5-7	7/16/2024	Toluene	130			1.8	8.1	F
SG-VI-0526-5-7	7/16/2024	Tetrachloroethene	< 4.6		U	4.6	15	F
SG-VI-0526-5-7	7/16/2024	m,p-Xylene	44			1.7	9.4	F

Table B-9. Area 5 Results—VOCs (continued)

Sample ID	Sample Date	Analyte	Result (μg/m³)	Validation Qualifier	Laboratory Qualifiers	Method Detection Limit (μg/m³)	Reporting Detection Limit (μg/m³)	Sample Type
SG-VI-0526-5-7	7/16/2024	Carbon tetrachloride	< 3.5		U	3.5	14	F
SG-VI-0526-5-7	7/16/2024	2-Hexanone	5.1		J	2.5	44	F
SG-VI-0526-5-7	7/16/2024	Chloroform	< 2.1		U	2.1	10	F
SG-VI-0526-5-7	7/16/2024	Benzene	76	J		1.1	28	F
SG-VI-0526-5-7	7/16/2024	1,1,1-Trichloroethane	< 2.6		U	2.6	12	F
SG-VI-0526-5-7	7/16/2024	Vinyl chloride	< 1.5		U	1.5	5.5	F
SG-VI-0526-5-7	7/16/2024	2-Butanone	87			5.5	32	F
SG-VI-0526-5-7	7/16/2024	o-Xylene	17			1.9	9.4	F
SG-VI-0526-5-7	7/16/2024	Naphthalene	2.3		J	0.91	23	F
SG-VI-0527-4-6	2/26/2024	Ethylbenzene	130			6.4	27	F
SG-VI-0527-4-6	2/26/2024	1,2-Dichloroethane	< 8.6		U	8.6	25	F
SG-VI-0527-4-6	2/26/2024	Toluene	490			5.8	47	F
SG-VI-0527-4-6	2/26/2024	Tetrachloroethene	< 11		U	11	42	F
SG-VI-0527-4-6	2/26/2024	m,p-Xylene	120			3.9	54	F
SG-VI-0527-4-6	2/26/2024	Carbon tetrachloride	< 12		U	12	39	F
SG-VI-0527-4-6	2/26/2024	2-Hexanone	< 29		U	29	100	F
SG-VI-0527-4-6	2/26/2024	Chloroform	< 6.9		U	6.9	30	F
SG-VI-0527-4-6	2/26/2024	Benzene	360			4.7	20	F
SG-VI-0527-4-6	2/26/2024	1,1,1-Trichloroethane	< 8.2		U	8.2	34	F
SG-VI-0527-4-6	2/26/2024	Vinyl chloride	< 13		U	13	16	F
SG-VI-0527-4-6	2/26/2024	2-Butanone	20		J	12	73	F
SG-VI-0527-4-6	2/26/2024	Naphthalene	< 5.1		U	5.1	65	F
SG-VI-0527-4-6	2/26/2024	o-Xylene	40			6.4	27	F
SG-VI-0527-4-6	2/26/2024	Trichloroethene	< 10		U	10	33	F
SG-VI-0527-4-6	7/23/2024	Ethylbenzene	300	J		2.5	9.3	F
SG-VI-0527-4-6	7/23/2024	1,2-Dichloroethane	< 1.6	J	U	1.6	8.7	F
SG-VI-0527-4-6	7/23/2024	Toluene	790			1.8	8.1	F
SG-VI-0527-4-6	7/23/2024	Tetrachloroethene	< 4.5		U	4.5	14	F

Table B-9. Area 5 Results—VOCs (continued)

Sample ID	Sample Date	Analyte	Result (µg/m³)	Validation Qualifier	Laboratory Qualifiers	Method Detection Limit (µg/m³)	Reporting Detection Limit (µg/m³)	Sample Type
SG-VI-0527-4-6	7/23/2024	m,p-Xylene	320			1.7	9.3	F
SG-VI-0527-4-6	7/23/2024	Carbon tetrachloride	< 3.5		U	3.5	13	F
SG-VI-0527-4-6	7/23/2024	2-Hexanone	< 2.5		U	2.5	44	F
SG-VI-0527-4-6	7/23/2024	Chloroform	< 2.0		U	2.0	10	F
SG-VI-0527-4-6	7/23/2024	Benzene	530			1.1	27	F
SG-VI-0527-4-6	7/23/2024	1,1,1-Trichloroethane	< 2.6		U	2.6	12	F
SG-VI-0527-4-6	7/23/2024	Vinyl chloride	< 1.5		U	1.5	5.5	F
SG-VI-0527-4-6	7/23/2024	2-Butanone	88			5.4	32	F
SG-VI-0527-4-6	7/23/2024	Naphthalene	2.1		J	1.1	22	F
SG-VI-0527-4-6	7/23/2024	o-Xylene	120			1.9	9.3	F
SG-VI-0527-4-6	7/23/2024	Trichloroethene	< 3.1		U	3.1	12	F
SG-VI-0527-4-6	9/30/2024	Ethylbenzene	220			0.66	4.5	F
SG-VI-0527-4-6	9/30/2024	1,2-Dichloroethane	< 0.95		U	0.95	4.2	F
SG-VI-0527-4-6	9/30/2024	Toluene	520			1.0	3.9	F
SG-VI-0527-4-6	9/30/2024	Tetrachloroethene	< 2.0		U	2.0	7.0	F
SG-VI-0527-4-6	9/30/2024	m,p-Xylene	210			0.68	4.5	F
SG-VI-0527-4-6	9/30/2024	Carbon tetrachloride	< 4.6		U	4.6	6.5	F
SG-VI-0527-4-6	9/30/2024	2-Hexanone	7.1		J	2.5	21	F
SG-VI-0527-4-6	9/30/2024	Chloroform	< 0.91		U	0.91	5.0	F
SG-VI-0527-4-6	9/30/2024	Benzene	270	J		1.3	13	F
SG-VI-0527-4-6	9/30/2024	1,1,1-Trichloroethane	< 2.0		U	2.0	5.6	F
SG-VI-0527-4-6	9/30/2024	Vinyl chloride	< 0.68		U	0.68	2.6	F
SG-VI-0527-4-6	9/30/2024	2-Butanone	85			2.2	15	F
SG-VI-0527-4-6	9/30/2024	Naphthalene	5.8		J	0.59	11	F
SG-VI-0527-4-6	9/30/2024	o-Xylene	89			0.64	4.5	F
SG-VI-0527-4-6	9/30/2024	Trichloroethene	< 0.95		U	0.95	5.5	F
SG-VI-0527-6-8	9/30/2024	Ethylbenzene	9.2	J		0.26	1.8	F
SG-VI-0527-6-8	9/30/2024	1,2-Dichloroethane	< 0.37		U	0.37	1.6	F

Table B-9. Area 5 Results—VOCs (continued)

Sample ID	Sample Date	Analyte	Result (µg/m³)	Validation Qualifier	Laboratory Qualifiers	Method Detection Limit (µg/m³)	Reporting Detection Limit (µg/m³)	Sample Type
SG-VI-0527-6-8	9/30/2024	Toluene	44			0.40	1.5	F
SG-VI-0527-6-8	9/30/2024	Tetrachloroethene	< 0.79		U	0.79	2.7	F
SG-VI-0527-6-8	9/30/2024	m,p-Xylene	8.8			0.27	1.8	F
SG-VI-0527-6-8	9/30/2024	Carbon tetrachloride	< 1.8		U	1.8	2.5	F
SG-VI-0527-6-8	9/30/2024	2-Hexanone	2.6		J	1.0	8.3	F
SG-VI-0527-6-8	9/30/2024	Chloroform	< 0.36		U	0.36	2.0	F
SG-VI-0527-6-8	9/30/2024	Benzene	31	J		0.52	5.2	F
SG-VI-0527-6-8	9/30/2024	1,1,1-Trichloroethane	< 0.78		U	0.78	2.2	F
SG-VI-0527-6-8	9/30/2024	Vinyl chloride	< 0.26		U	0.26	1.0	F
SG-VI-0527-6-8	9/30/2024	2-Butanone	22			0.84	6.0	F
SG-VI-0527-6-8	9/30/2024	Naphthalene	1.5		J	0.23	4.2	F
SG-VI-0527-6-8	9/30/2024	o-Xylene	4.7			0.25	1.8	F
SG-VI-0527-6-8	9/30/2024	Trichloroethene	< 0.37		U	0.37	2.2	F

Abbreviations:
D = duplicate sample
F = primary sample
J = estimated value
µg/m³ = micrograms per cubic meter
U = parameter analyzed for but not detected
VOC = volatile organic compound

Table B-10. Area 5 Results—Field Parameters

Sample ID	Sample Date	Parameter	Result	Units
SG-VI-0501-4-6	3/11/2024	Field oxygen	20.4	%vol
SG-VI-0501-4-6	3/11/2024	Lower explosive limit	2	%LEL
SG-VI-0501-4-6	3/11/2024	Photoionization detector	0.4	ppm
SG-VI-0501-9-11	3/11/2024	Field oxygen	19.4	%vol
SG-VI-0501-9-11	3/11/2024	Lower explosive limit	2	%LEL
SG-VI-0501-9-11	3/11/2024	Photoionization detector	0	ppm
SG-VI-0502-4-6	3/11/2024	Field oxygen	19.3	%vol
SG-VI-0502-4-6	3/11/2024	Lower explosive limit	2	%LEL
SG-VI-0502-4-6	3/11/2024	Photoionization detector	0.6	ppm
SG-VI-0503-4-6	3/5/2024	Field oxygen	12.3	%vol
SG-VI-0503-4-6	3/5/2024	Lower explosive limit	13	%LEL
SG-VI-0503-4-6	3/5/2024	Photoionization detector	0	ppm
SG-VI-0503-4-6	7/22/2024	Field oxygen	19.1	%vol
SG-VI-0503-4-6	7/22/2024	Lower explosive limit	6	%LEL
SG-VI-0503-4-6	7/22/2024	Photoionization detector	3.3	ppm
SG-VI-0504-4-6	3/12/2024	Field oxygen	20.5	%vol
SG-VI-0504-4-6	3/12/2024	Lower explosive limit	0	%LEL
SG-VI-0504-4-6	3/12/2024	Photoionization detector	0.5	ppm
SG-VI-0505-4-6	3/11/2024	Field oxygen	20.3	%vol
SG-VI-0505-4-6	3/11/2024	Lower explosive limit	4	%LEL
SG-VI-0505-4-6	3/11/2024	Photoionization detector	0.2	ppm
SG-VI-0506-4-6	3/12/2024	Field oxygen	17.0	%vol
SG-VI-0506-4-6	3/12/2024	Lower explosive limit	8	%LEL
SG-VI-0506-4-6	3/12/2024	Photoionization detector	3.1	ppm
SG-VI-0506-4-6	9/30/2024	Field oxygen	14.2	%vol
SG-VI-0506-4-6	9/30/2024	Lower explosive limit	12	%LEL
SG-VI-0506-4-6	9/30/2024	Photoionization detector	0	ppm
SG-VI-0506-6-8	9/30/2024	Field oxygen	20.7	%vol
SG-VI-0506-6-8	9/30/2024	Lower explosive limit	0	%LEL

Table B-10. Area 5 Results—Field Parameters (continued)

Sample ID	Sample Date	Parameter	Result	Units
SG-VI-0506-6-8	9/30/2024	Photoionization detector	0	ppm
SG-VI-0507-4-6	2/29/2024	Field oxygen	6.2	%vol
SG-VI-0507-4-6	2/29/2024	Lower explosive limit	7	%LEL
SG-VI-0507-4-6	2/29/2024	Photoionization detector	0.3	ppm
SG-VI-0507-4-6	7/22/2024	Field oxygen	12.6	%vol
SG-VI-0507-4-6	7/22/2024	Lower explosive limit	8	%LEL
SG-VI-0507-4-6	7/22/2024	Photoionization detector	2.2	ppm
SG-VI-0508-9-11	3/4/2024	Field oxygen	19.7	%vol
SG-VI-0508-9-11	3/4/2024	Lower explosive limit	3	%LEL
SG-VI-0508-9-11	3/4/2024	Photoionization detector	0	ppm
SG-VI-0509-4-6	3/4/2024	Field oxygen	13.6	%vol
SG-VI-0509-4-6	3/4/2024	Lower explosive limit	3	%LEL
SG-VI-0509-4-6	3/4/2024	Photoionization detector	0.6	ppm
SG-VI-0510-4-6	3/5/2024	Field oxygen	20.4	%vol
SG-VI-0510-4-6	3/5/2024	Lower explosive limit	2	%LEL
SG-VI-0510-4-6	3/5/2024	Photoionization detector	0.8	ppm
SG-VI-0511-4-6	2/15/2024	Field oxygen	11.6	%vol
SG-VI-0511-4-6	2/15/2024	Lower explosive limit	4	%LEL
SG-VI-0511-4-6	2/15/2024	Photoionization detector	2.0	ppm
SG-VI-0511-4-6	7/16/2024	Field oxygen	14.5	%vol
SG-VI-0511-4-6	7/16/2024	Lower explosive limit	0	%LEL
SG-VI-0511-4-6	7/16/2024	Photoionization detector	0.9	ppm
SG-VI-0511-9-11	2/15/2024	Field oxygen	12.6	%vol
SG-VI-0511-9-11	2/15/2024	Lower explosive limit	10	%LEL
SG-VI-0511-9-11	2/15/2024	Photoionization detector	0	ppm
SG-VI-0511-9-11	7/16/2024	Field oxygen	19.3	%vol
SG-VI-0511-9-11	7/16/2024	Lower explosive limit	1	%LEL
SG-VI-0511-9-11	7/16/2024	Photoionization detector	8.9	ppm
SG-VI-0512-4-6	2/20/2024	Field oxygen	18.4	%vol

Table B-10. Area 5 Results—Field Parameters (continued)

Sample ID	Sample Date	Parameter	Result	Units
SG-VI-0512-4-6	2/20/2024	Lower explosive limit	0	%LEL
SG-VI-0512-4-6	2/20/2024	Photoionization detector	0.7	ppm
SG-VI-0512-9-11	2/20/2024	Field oxygen	19.7	%vol
SG-VI-0512-9-11	2/20/2024	Lower explosive limit	0	%LEL
SG-VI-0512-9-11	2/20/2024	Photoionization detector	0.6	ppm
SG-VI-0513-4-6	2/21/2024	Field oxygen	15.5	%vol
SG-VI-0513-4-6	2/21/2024	Lower explosive limit	0	%LEL
SG-VI-0513-4-6	2/21/2024	Photoionization detector	0	ppm
SG-VI-0513-4-6	7/16/2024	Field oxygen	6.5	%vol
SG-VI-0513-4-6	7/16/2024	Lower explosive limit	8	%LEL
SG-VI-0513-4-6	7/16/2024	Photoionization detector	22.4	ppm
SG-VI-0514-4-6	2/26/2024	Field oxygen	19.4	%vol
SG-VI-0514-4-6	2/26/2024	Lower explosive limit	0	%LEL
SG-VI-0514-4-6	2/26/2024	Photoionization detector	0.4	ppm
SG-VI-0514-4-6	7/15/2024	Field oxygen	15.0	%vol
SG-VI-0514-4-6	7/15/2024	Lower explosive limit	0	%LEL
SG-VI-0514-4-6	7/15/2024	Photoionization detector	0.4	ppm
SG-VI-0515-4-6	2/15/2024	Field oxygen	3.2	%vol
SG-VI-0515-4-6	2/15/2024	Lower explosive limit	2	%LEL
SG-VI-0515-4-6	2/15/2024	Photoionization detector	1.9	ppm
SG-VI-0515-4-6	7/18/2024	Field oxygen	1.0	%vol
SG-VI-0515-4-6	7/18/2024	Lower explosive limit	24	%LEL
SG-VI-0515-4-6	7/18/2024	Photoionization detector	1.0	ppm
SG-VI-0516-4-6	2/21/2024	Field oxygen	20.9	%vol
SG-VI-0516-4-6	2/21/2024	Lower explosive limit	0	%LEL
SG-VI-0516-4-6	2/21/2024	Photoionization detector	0.3	ppm
SG-VI-0517-4-6	2/21/2024	Field oxygen	18.4	%vol
SG-VI-0517-4-6	2/21/2024	Lower explosive limit	2	%LEL
SG-VI-0517-4-6	2/21/2024	Photoionization detector	1.9	ppm

Table B-10. Area 5 Results—Field Parameters (continued)

Sample ID	Sample Date	Parameter	Result	Units
SG-VI-0518-4-6	2/13/2024	Field oxygen	20.5	%vol
SG-VI-0518-4-6	2/13/2024	Lower explosive limit	0	%LEL
SG-VI-0518-4-6	2/13/2024	Photoionization detector	0.3	ppm
SG-VI-0519-4-6	2/13/2024	Field oxygen	14.4	%vol
SG-VI-0519-4-6	2/13/2024	Lower explosive limit	7.0	%LEL
SG-VI-0519-4-6	2/13/2024	Photoionization detector	0	ppm
SG-VI-0519-4-6	7/23/2024	Field oxygen	15.5	%vol
SG-VI-0519-4-6	7/23/2024	Lower explosive limit	1	%LEL
SG-VI-0519-4-6	7/23/2024	Photoionization detector	4.0	ppm
SG-VI-0520-4-6	2/12/2024	Field oxygen	19.9	%vol
SG-VI-0520-4-6	2/12/2024	Lower explosive Limit	9	%LEL
SG-VI-0520-4-6	2/12/2024	Photoionization detector	0.5	ppm
SG-VI-0520-4-6	7/18/2024	Field oxygen	16.3	%vol
SG-VI-0520-4-6	7/18/2024	Lower explosive limit	5	%LEL
SG-VI-0520-4-6	7/18/2024	Photoionization detector	1.9	ppm
SG-VI-0520-4-6	9/30/2024	Field oxygen	19.5	%vol
SG-VI-0520-4-6	9/30/2024	Lower explosive limit	3	%LEL
SG-VI-0520-4-6	9/30/2024	Photoionization detector	0.6	ppm
SG-VI-0521-4-6	2/12/2024	Field oxygen	17.0	%vol
SG-VI-0521-4-6	2/12/2024	Lower explosive limit	0	%LEL
SG-VI-0521-4-6	2/12/2024	Photoionization detector	0.9	ppm
SG-VI-0521-4-6	7/24/2024	Field oxygen	17.5	%vol
SG-VI-0521-4-6	7/24/2024	Lower explosive limit	0	%LEL
SG-VI-0521-4-6	7/24/2024	Photoionization detector	3.7	ppm
SG-VI-0522-3-5	2/29/2024	Field oxygen	20.9	%vol
SG-VI-0522-3-5	2/29/2024	Lower explosive limit	1	%LEL
SG-VI-0522-3-5	2/29/2024	Photoionization detector	0	ppm
SG-VI-0522-3-5	7/22/2024	Field oxygen	16.9	%vol
SG-VI-0522-3-5	7/22/2024	Lower explosive limit	7	%LEL

Table B-10. Area 5 Results—Field Parameters (continued)

Sample ID	Sample Date	Parameter	Result	Units
SG-VI-0522-3-5	7/22/2024	Photoionization detector	0.3	ppm
SG-VI-0523-28-30	2/27/2024	Field oxygen	20.9	%vol
SG-VI-0523-28-30	2/27/2024	Lower explosive limit	0	%LEL
SG-VI-0523-28-30	2/27/2024	Photoionization detector	0.1	ppm
SG-VI-0523-28-30	7/23/2024	Field oxygen	3.0	%vol
SG-VI-0523-28-30	7/23/2024	Lower explosive limit	0	%LEL
SG-VI-0523-28-30	7/23/2024	Photoionization detector	0	ppm
SG-VI-0524-14-16	2/27/2024	Field oxygen	20.9	%vol
SG-VI-0524-14-16	2/27/2024	Lower explosive limit	0	%LEL
SG-VI-0524-14-16	2/27/2024	Photoionization detector	0	ppm
SG-VI-0525-3-5	2/20/2024	Field oxygen	18.0	%vol
SG-VI-0525-3-5	2/20/2024	Lower explosive limit	1	%LEL
SG-VI-0525-3-5	2/20/2024	Photoionization detector	0.2	ppm
SG-VI-0526-5-7	2/13/2024	Field oxygen	9.3	%vol
SG-VI-0526-5-7	2/13/2024	Lower explosive limit	0	%LEL
SG-VI-0526-5-7	2/13/2024	Photoionization detector	0	ppm
SG-VI-0526-5-7	7/16/2024	Field oxygen	12.6	%vol
SG-VI-0526-5-7	7/16/2024	Lower explosive limit	1	%LEL
SG-VI-0526-5-7	7/16/2024	Photoionization detector	3.7	ppm
SG-VI-0527-4-6	2/26/2024	Field oxygen	20.7	%vol
SG-VI-0527-4-6	2/26/2024	Lower explosive limit	0	%LEL
SG-VI-0527-4-6	2/26/2024	Photoionization detector	0	ppm
SG-VI-0527-4-6	7/23/2024	Field oxygen	11.9	%vol
SG-VI-0527-4-6	7/23/2024	Lower explosive limit	6	%LEL
SG-VI-0527-4-6	7/23/2024	Photoionization detector	15.2	ppm
SG-VI-0527-4-6	9/30/2024	Field oxygen	7.3	%vol
SG-VI-0527-4-6	9/30/2024	Lower explosive limit	1	%LEL

Table B-10. Area 5 Results—Field Parameters (continued)

Sample ID	Sample Date	Parameter	Result	Units
SG-VI-0527-4-6	9/30/2024	Photoionization detector	0.4	ppm
SG-VI-0527-6-8	9/30/2024	Field oxygen	19.5	%vol
SG-VI-0527-6-8	9/30/2024	Lower explosive limit	0	%LEL
SG-VI-0527-6-8	9/30/2024	Photoionization detector	0.4	ppm

Abbreviations:
%LEL = percent lower explosive limit
ppm = parts per million
%vol = percent volume

Table B-11. Area 7 Results—VOCs

Sample ID	Sample Date	Analyte	Result (μg/m³)	Validation Qualifier	Laboratory Qualifiers	Method Detection Limit (μg/m³)	Reporting Detection Limit (μg/m³)	Sample Type
SG-VI-0702-4-6	7/8/2024	Ethylbenzene	< 51		U	51	400	F
SG-VI-0702-4-6	7/8/2024	1,2-Dichloroethane	< 110		U	110	370	F
SG-VI-0702-4-6	7/8/2024	Toluene	1200			47	340	F
SG-VI-0702-4-6	7/8/2024	Tetrachloroethene	< 90		U	90	620	F
SG-VI-0702-4-6	7/8/2024	m,p-Xylene	< 53		U	53	400	F
SG-VI-0702-4-6	7/8/2024	Carbon tetrachloride	< 100		U	100	580	F
SG-VI-0702-4-6	7/8/2024	2-Hexanone	< 360		U	360	1500	F
SG-VI-0702-4-6	7/8/2024	Chloroform	< 41		U	41	450	F
SG-VI-0702-4-6	7/8/2024	Benzene	230		J	28	290	F
SG-VI-0702-4-6	7/8/2024	1,1,1-Trichloroethane	< 66		U	66	500	F
SG-VI-0702-4-6	7/8/2024	Vinyl chloride	19000			64	230	F
SG-VI-0702-4-6	7/8/2024	2-Butanone	< 160		U	160	1100	F
SG-VI-0702-4-6	7/8/2024	Trichloroethene	2300			130	490	F
SG-VI-0702-4-6	7/8/2024	Naphthalene	< 120	J	U	120	1900	F
SG-VI-0702-4-6	7/8/2024	o-Xylene	< 71		U	71	400	F
SG-VI-0702-4-6	8/20/2024	Ethylbenzene	32		J	17	45	F
SG-VI-0702-4-6	8/20/2024	1,2-Dichloroethane	< 7.9		U	7.9	42	F
SG-VI-0702-4-6	8/20/2024	Toluene	2400			8.5	78	F
SG-VI-0702-4-6	8/20/2024	Tetrachloroethene	< 23		U	23	70	F
SG-VI-0702-4-6	8/20/2024	m,p-Xylene	31		J	16	89	F
SG-VI-0702-4-6	8/20/2024	Carbon tetrachloride	< 11		U	11	65	F
SG-VI-0702-4-6	8/20/2024	2-Hexanone	< 33		U	33	170	F
SG-VI-0702-4-6	8/20/2024	Chloroform	< 10		U	10	50	F
SG-VI-0702-4-6	8/20/2024	Benzene	170	J		5.7	33	F
SG-VI-0702-4-6	8/20/2024	1,1,1-Trichloroethane	< 11		U	11	56	F
SG-VI-0702-4-6	8/20/2024	Vinyl chloride	8000			12	26	F
SG-VI-0702-4-6	8/20/2024	2-Butanone	24		J	22	120	F
SG-VI-0702-4-6	8/20/2024	Trichloroethene	3300			8.1	55	F

Table B-11. Area 7 Results—VOCs (continued)

Sample ID	Sample Date	Analyte	Result (μg/m³)	Validation Qualifier	Laboratory Qualifiers	Method Detection Limit (μg/m³)	Reporting Detection Limit (μg/m³)	Sample Type
SG-VI-0702-4-6	8/20/2024	Naphthalene	< 5.3	J	U	5.3	110	F
SG-VI-0702-4-6	8/20/2024	o-Xylene	< 16		U	16	45	F
SG-VI-0702-9-11	7/8/2024	Ethylbenzene	< 5800	J	U	5800	45000	F
SG-VI-0702-9-11	7/8/2024	1,2-Dichloroethane	< 12000	J	U	12000	42000	F
SG-VI-0702-9-11	7/8/2024	Toluene	760000	J		5300	39000	F
SG-VI-0702-9-11	7/8/2024	Tetrachloroethene	< 10000	J	U	10000	70000	F
SG-VI-0702-9-11	7/8/2024	m,p-Xylene	< 6000	J	U	6000	45000	F
SG-VI-0702-9-11	7/8/2024	Carbon tetrachloride	< 12000	J	U	12000	65000	F
SG-VI-0702-9-11	7/8/2024	2-Hexanone	< 41000	J	U	41000	170000	F
SG-VI-0702-9-11	7/8/2024	Chloroform	< 4600	J	U	4600	51000	F
SG-VI-0702-9-11	7/8/2024	Benzene	22000		J	3200	33000	F
SG-VI-0702-9-11	7/8/2024	1,1,1-Trichloroethane	< 7500	J	U	7500	57000	F
SG-VI-0702-9-11	7/8/2024	Vinyl chloride	2600000	J		7300	26000	F
SG-VI-0702-9-11	7/8/2024	2-Butanone	< 18000	J	U	18000	120000	F
SG-VI-0702-9-11	7/8/2024	Trichloroethene	< 15000	J	U	15000	56000	F
SG-VI-0702-9-11	7/8/2024	Naphthalene	< 13000	J	U	13000	220000	F
SG-VI-0702-9-11	7/8/2024	o-Xylene	< 8000	J	U	8000	45000	F
SG-VI-0702-9-11	8/20/2024	Ethylbenzene	< 960		U	960	2500	F
SG-VI-0702-9-11	8/20/2024	1,2-Dichloroethane	< 450		U	450	2400	F
SG-VI-0702-9-11	8/20/2024	Toluene	72000			480	4400	F
SG-VI-0702-9-11	8/20/2024	Tetrachloroethene	< 1300		U	1300	4000	F
SG-VI-0702-9-11	8/20/2024	m,p-Xylene	940		J	910	5100	F
SG-VI-0702-9-11	8/20/2024	Carbon tetrachloride	< 640		U	640	3700	F
SG-VI-0702-9-11	8/20/2024	2-Hexanone	< 1900		U	1900	9600	F
SG-VI-0702-9-11	8/20/2024	Chloroform	< 570		U	570	2800	F
SG-VI-0702-9-11	8/20/2024	Benzene	22000			320	1900	F
SG-VI-0702-9-11	8/20/2024	1,1,1-Trichloroethane	< 640		U	640	3200	F
SG-VI-0702-9-11	8/20/2024	Vinyl chloride	560000			690	1500	F

Table B-11. Area 7 Results—VOCs (continued)

Sample ID	Sample Date	Analyte	Result (μg/m³)	Validation Qualifier	Laboratory Qualifiers	Method Detection Limit (μg/m³)	Reporting Detection Limit (μg/m³)	Sample Type
SG-VI-0702-9-11	8/20/2024	2-Butanone	< 1300		U	1300	6900	F
SG-VI-0702-9-11	8/20/2024	Trichloroethene	32000			460	3100	F
SG-VI-0702-9-11	8/20/2024	Naphthalene	< 300		U	300	6100	F
SG-VI-0702-9-11	8/20/2024	o-Xylene	< 890		U	890	2500	F
SG-VI-0702-12-14	8/20/2024	Ethylbenzene	< 330		U	330	880	F
SG-VI-0702-12-14	8/20/2024	1,2-Dichloroethane	< 160		U	160	820	F
SG-VI-0702-12-14	8/20/2024	Toluene	7100			170	1500	F
SG-VI-0702-12-14	8/20/2024	Tetrachloroethene	< 460		U	460	1400	F
SG-VI-0702-12-14	8/20/2024	m,p-Xylene	< 320		U	320	1800	F
SG-VI-0702-12-14	8/20/2024	Carbon tetrachloride	< 220		U	220	1300	F
SG-VI-0702-12-14	8/20/2024	2-Hexanone	< 650		U	650	3300	F
SG-VI-0702-12-14	8/20/2024	Chloroform	< 200		U	200	990	F
SG-VI-0702-12-14	8/20/2024	Benzene	6400			110	650	F
SG-VI-0702-12-14	8/20/2024	1,1,1-Trichloroethane	< 220		U	220	1100	F
SG-VI-0702-12-14	8/20/2024	Vinyl chloride	110000			240	520	F
SG-VI-0702-12-14	8/20/2024	2-Butanone	< 440		U	440	2400	F
SG-VI-0702-12-14	8/20/2024	Trichloroethene	2600			160	1100	F
SG-VI-0702-12-14	8/20/2024	Naphthalene	< 100		U	100	2100	F
SG-VI-0702-12-14	8/20/2024	o-Xylene	< 310		U	310	880	F
SG-VI-0703-4-6	7/8/2024	Ethylbenzene	49			0.26	0.96	F
SG-VI-0703-4-6	7/8/2024	1,2-Dichloroethane	< 0.16		U	0.16	0.89	F
SG-VI-0703-4-6	7/8/2024	Toluene	140			0.18	0.83	F
SG-VI-0703-4-6	7/8/2024	Tetrachloroethene	< 0.46		U	0.46	1.5	F
SG-VI-0703-4-6	7/8/2024	m,p-Xylene	56			0.18	0.96	F
SG-VI-0703-4-6	7/8/2024	Carbon tetrachloride	< 0.36		U	0.36	1.4	F
SG-VI-0703-4-6	7/8/2024	2-Hexanone	3.4		J	0.25	4.5	F
SG-VI-0703-4-6	7/8/2024	Chloroform	< 0.21		U	0.21	1.1	F
SG-VI-0703-4-6	7/8/2024	Benzene	56			0.12	2.8	F

Table B-11. Area 7 Results—VOCs (continued)

Sample ID	Sample Date	Analyte	Result (μg/m³)	Validation Qualifier	Laboratory Qualifiers	Method Detection Limit (μg/m³)	Reporting Detection Limit (μg/m³)	Sample Type
SG-VI-0703-4-6	7/8/2024	1,1,1-Trichloroethane	< 0.27		U	0.27	1.2	F
SG-VI-0703-4-6	7/8/2024	Vinyl chloride	48			0.15	0.56	F
SG-VI-0703-4-6	7/8/2024	2-Butanone	51			0.56	3.2	F
SG-VI-0703-4-6	7/8/2024	Trichloroethene	< 0.34	U	J	0.32	1.2	F
SG-VI-0703-4-6	7/8/2024	Naphthalene	2.6	J		0.12	2.3	F
SG-VI-0703-4-6	7/8/2024	o-Xylene	21			0.19	0.96	F
SG-VI-0703-4-6	8/20/2024	Ethylbenzene	31	J		0.13	0.86	F
SG-VI-0703-4-6	8/20/2024	1,2-Dichloroethane	< 0.18		U	0.18	0.80	F
SG-VI-0703-4-6	8/20/2024	Toluene	87			0.20	0.75	F
SG-VI-0703-4-6	8/20/2024	Tetrachloroethene	< 0.39		U	0.39	1.3	F
SG-VI-0703-4-6	8/20/2024	m,p-Xylene	31			0.13	0.86	F
SG-VI-0703-4-6	8/20/2024	Carbon tetrachloride	< 0.89		U	0.89	1.2	F
SG-VI-0703-4-6	8/20/2024	2-Hexanone	< 1.3	U	J	0.49	4.0	F
SG-VI-0703-4-6	8/20/2024	Chloroform	3.0	J		0.18	0.97	F
SG-VI-0703-4-6	8/20/2024	Benzene	37	J		0.26	2.5	F
SG-VI-0703-4-6	8/20/2024	1,1,1-Trichloroethane	< 0.38		U	0.38	1.1	F
SG-VI-0703-4-6	8/20/2024	Vinyl chloride	< 0.13		U	0.13	0.51	F
SG-VI-0703-4-6	8/20/2024	2-Butanone	21			0.41	2.9	F
SG-VI-0703-4-6	8/20/2024	Trichloroethene	< 0.18		U	0.18	1.1	F
SG-VI-0703-4-6	8/20/2024	Naphthalene	2.0		J	0.11	2.1	F
SG-VI-0703-4-6	8/20/2024	o-Xylene	12			0.12	0.86	F
SG-VI-0703-6-8	8/20/2024	Ethylbenzene	81			3.5	9.1	F
SG-VI-0703-6-8	8/20/2024	1,2-Dichloroethane	< 1.6		U	1.6	8.5	F
SG-VI-0703-6-8	8/20/2024	Toluene	250			1.7	16	F
SG-VI-0703-6-8	8/20/2024	Tetrachloroethene	< 4.7		U	4.7	14	F
SG-VI-0703-6-8	8/20/2024	m,p-Xylene	85			3.3	18	F
SG-VI-0703-6-8	8/20/2024	Carbon tetrachloride	< 2.3		U	2.3	13	F
SG-VI-0703-6-8	8/20/2024	2-Hexanone	< 6.8		U	6.8	34	F

Table B-11. Area 7 Results—VOCs (continued)

Sample ID	Sample Date	Analyte	Result (μg/m³)	Validation Qualifier	Laboratory Qualifiers	Method Detection Limit (μg/m³)	Reporting Detection Limit (μg/m³)	Sample Type
SG-VI-0703-6-8	8/20/2024	Chloroform	7.2		J	2.0	10	F
SG-VI-0703-6-8	8/20/2024	Benzene	150			1.2	6.7	F
SG-VI-0703-6-8	8/20/2024	1,1,1-Trichloroethane	< 2.3		U	2.3	11	F
SG-VI-0703-6-8	8/20/2024	Vinyl chloride	4.1		J	2.5	5.4	F
SG-VI-0703-6-8	8/20/2024	2-Butanone	50			4.6	25	F
SG-VI-0703-6-8	8/20/2024	Trichloroethene	< 1.6		U	1.6	11	F
SG-VI-0703-6-8	8/20/2024	Naphthalene	4.0		J	1.1	22	F
SG-VI-0703-6-8	8/20/2024	o-Xylene	30			3.2	9.1	F
SG-VI-0704-4-6	7/9/2024	Ethylbenzene	26			1.3	6.2	F
SG-VI-0704-4-6	7/9/2024	1,2-Dichloroethane	< 1.4		U	1.4	5.7	F
SG-VI-0704-4-6	7/9/2024	Toluene	76			1.4	5.4	F
SG-VI-0704-4-6	7/9/2024	Tetrachloroethene	< 1.2		U	1.2	9.6	F
SG-VI-0704-4-6	7/9/2024	m,p-Xylene	23			0.69	6.2	F
SG-VI-0704-4-6	7/9/2024	Carbon tetrachloride	< 1.5		U	1.5	8.9	F
SG-VI-0704-4-6	7/9/2024	2-Hexanone	< 4.1		U	4.1	29	F
SG-VI-0704-4-6	7/9/2024	Chloroform	< 1.4		U	1.4	6.9	F
SG-VI-0704-4-6	7/9/2024	Benzene	33	J		0.89	18	F
SG-VI-0704-4-6	7/9/2024	1,1,1-Trichloroethane	< 1.1		U	1.1	7.7	F
SG-VI-0704-4-6	7/9/2024	Vinyl chloride	< 0.78		U	0.78	3.6	F
SG-VI-0704-4-6	7/9/2024	2-Butanone	14		J	5.0	21	F
SG-VI-0704-4-6	7/9/2024	Trichloroethene	< 2.0		U	2.0	7.6	F
SG-VI-0704-4-6	7/9/2024	Naphthalene	< 0.57		U	0.57	15	F
SG-VI-0704-4-6	7/9/2024	o-Xylene	6.9			0.79	6.2	F
SG-VI-0704-4-6	8/21/2024	Ethylbenzene	150			31	81	F
SG-VI-0704-4-6	8/21/2024	1,2-Dichloroethane	< 14		U	14	75	F
SG-VI-0704-4-6	8/21/2024	Toluene	460			15	140	F
SG-VI-0704-4-6	8/21/2024	Tetrachloroethene	< 42		U	42	130	F
SG-VI-0704-4-6	8/21/2024	m,p-Xylene	150		J	29	160	F

Table B-11. Area 7 Results—VOCs (continued)

Sample ID	Sample Date	Analyte	Result (μg/m³)	Validation Qualifier	Laboratory Qualifiers	Method Detection Limit (μg/m³)	Reporting Detection Limit (μg/m³)	Sample Type
SG-VI-0704-4-6	8/21/2024	Carbon tetrachloride	< 20		U	20	120	F
SG-VI-0704-4-6	8/21/2024	2-Hexanone	< 60		U	60	300	F
SG-VI-0704-4-6	8/21/2024	Chloroform	< 18		U	18	91	F
SG-VI-0704-4-6	8/21/2024	Benzene	300	J		10	60	F
SG-VI-0704-4-6	8/21/2024	1,1,1-Trichloroethane	< 20		U	20	100	F
SG-VI-0704-4-6	8/21/2024	Vinyl chloride	< 22		U	22	48	F
SG-VI-0704-4-6	8/21/2024	2-Butanone	120		J	40	220	F
SG-VI-0704-4-6	8/21/2024	Trichloroethene	< 15		U	15	100	F
SG-VI-0704-4-6	8/21/2024	Naphthalene	< 9.6		U	9.6	200	F
SG-VI-0704-4-6	8/21/2024	o-Xylene	46		J	28	81	F
SG-VI-0705-4-6	7/9/2024	Ethylbenzene	50			0.41	1.9	F
SG-VI-0705-4-6	7/9/2024	1,2-Dichloroethane	< 0.44		U	0.44	1.8	F
SG-VI-0705-4-6	7/9/2024	Toluene	150			0.43	1.6	F
SG-VI-0705-4-6	7/9/2024	Tetrachloroethene	< 0.38		U	0.38	3.0	F
SG-VI-0705-4-6	7/9/2024	m,p-Xylene	50			0.21	1.9	F
SG-VI-0705-4-6	7/9/2024	Carbon tetrachloride	< 0.46		U	0.46	2.7	F
SG-VI-0705-4-6	7/9/2024	2-Hexanone	< 3.6	U	J	1.3	8.9	F
SG-VI-0705-4-6	7/9/2024	Chloroform	< 0.42		U	0.42	2.1	F
SG-VI-0705-4-6	7/9/2024	Benzene	96			0.27	5.6	F
SG-VI-0705-4-6	7/9/2024	1,1,1-Trichloroethane	< 0.35		U	0.35	2.4	F
SG-VI-0705-4-6	7/9/2024	Vinyl chloride	< 0.24		U	0.24	1.1	F
SG-VI-0705-4-6	7/9/2024	2-Butanone	50			1.5	6.4	F
SG-VI-0705-4-6	7/9/2024	Trichloroethene	1.3		J	0.62	2.3	F
SG-VI-0705-4-6	7/9/2024	Naphthalene	0.87		J	0.17	4.6	F
SG-VI-0705-4-6	7/9/2024	o-Xylene	20			0.24	1.9	F
SG-VI-0705-4-6	7/9/2024	Ethylbenzene	55			0.21	0.96	D
SG-VI-0705-4-6	7/9/2024	1,2-Dichloroethane	< 0.22		U	0.22	0.89	D
SG-VI-0705-4-6	7/9/2024	Toluene	160			0.22	0.83	D

Table B-11. Area 7 Results—VOCs (continued)

Sample ID	Sample Date	Analyte	Result (μg/m³)	Validation Qualifier	Laboratory Qualifiers	Method Detection Limit (μg/m³)	Reporting Detection Limit (μg/m³)	Sample Type
SG-VI-0705-4-6	7/9/2024	Tetrachloroethene	< 0.19		U	0.19	1.5	D
SG-VI-0705-4-6	7/9/2024	m,p-Xylene	52			0.11	0.96	D
SG-VI-0705-4-6	7/9/2024	Carbon tetrachloride	< 0.23		U	0.23	1.4	D
SG-VI-0705-4-6	7/9/2024	2-Hexanone	< 3.4	U	J	0.64	4.5	D
SG-VI-0705-4-6	7/9/2024	Chloroform	< 0.21		U	0.21	1.1	D
SG-VI-0705-4-6	7/9/2024	Benzene	100			0.14	2.8	D
SG-VI-0705-4-6	7/9/2024	1,1,1-Trichloroethane	< 0.18		U	0.18	1.2	D
SG-VI-0705-4-6	7/9/2024	Vinyl chloride	< 0.29	U	J	0.12	0.56	D
SG-VI-0705-4-6	7/9/2024	2-Butanone	53			0.78	3.2	D
SG-VI-0705-4-6	7/9/2024	Trichloroethene	< 0.31		U	0.31	1.2	D
SG-VI-0705-4-6	7/9/2024	Naphthalene	2.9	J		0.088	2.3	D
SG-VI-0705-4-6	7/9/2024	o-Xylene	22			0.12	0.96	D
SG-VI-0705-4-6	8/21/2024	Ethylbenzene	32	J		0.14	0.93	F
SG-VI-0705-4-6	8/21/2024	1,2-Dichloroethane	< 0.20		U	0.20	0.87	F
SG-VI-0705-4-6	8/21/2024	Toluene	78			0.21	0.81	F
SG-VI-0705-4-6	8/21/2024	Tetrachloroethene	< 0.42		U	0.42	1.4	F
SG-VI-0705-4-6	8/21/2024	m,p-Xylene	30			0.14	0.93	F
SG-VI-0705-4-6	8/21/2024	Carbon tetrachloride	< 0.96		U	0.96	1.3	F
SG-VI-0705-4-6	8/21/2024	2-Hexanone	< 2.3	U	J	0.53	4.4	F
SG-VI-0705-4-6	8/21/2024	Chloroform	< 0.19		U	0.19	1.0	F
SG-VI-0705-4-6	8/21/2024	Benzene	46	J		0.28	2.7	F
SG-VI-0705-4-6	8/21/2024	1,1,1-Trichloroethane	< 0.41		U	0.41	1.2	F
SG-VI-0705-4-6	8/21/2024	Vinyl chloride	< 0.14		U	0.14	0.55	F
SG-VI-0705-4-6	8/21/2024	2-Butanone	24			0.45	3.2	F
SG-VI-0705-4-6	8/21/2024	Trichloroethene	< 0.20		U	0.20	1.2	F
SG-VI-0705-4-6	8/21/2024	Naphthalene	21		J	0.12	2.2	F
SG-VI-0705-4-6	8/21/2024	o-Xylene	12			0.13	0.93	F
SG-VI-0705-9-11	7/9/2024	Ethylbenzene	4.3	J		0.20	0.95	F

Table B-11. Area 7 Results—VOCs (continued)

Sample ID	Sample Date	Analyte	Result (μg/m³)	Validation Qualifier	Laboratory Qualifiers	Method Detection Limit (μg/m³)	Reporting Detection Limit (μg/m³)	Sample Type
SG-VI-0705-9-11	7/9/2024	1,2-Dichloroethane	< 0.22		U	0.22	0.88	F
SG-VI-0705-9-11	7/9/2024	Toluene	20	J		0.21	0.82	F
SG-VI-0705-9-11	7/9/2024	Tetrachloroethene	< 0.19		U	0.19	1.5	F
SG-VI-0705-9-11	7/9/2024	m,p-Xylene	4.6	J		0.10	0.95	F
SG-VI-0705-9-11	7/9/2024	Carbon tetrachloride	0.39		J	0.23	1.4	F
SG-VI-0705-9-11	7/9/2024	2-Hexanone	2.9		J	0.63	4.5	F
SG-VI-0705-9-11	7/9/2024	Chloroform	< 0.21		U	0.21	1.1	F
SG-VI-0705-9-11	7/9/2024	Benzene	12	J		0.14	2.8	F
SG-VI-0705-9-11	7/9/2024	1,1,1-Trichloroethane	< 0.18		U	0.18	1.2	F
SG-VI-0705-9-11	7/9/2024	Vinyl chloride	2.4	J		0.12	0.56	F
SG-VI-0705-9-11	7/9/2024	2-Butanone	20			0.77	3.2	F
SG-VI-0705-9-11	7/9/2024	Trichloroethene	< 0.31		U	0.31	1.2	F
SG-VI-0705-9-11	7/9/2024	Naphthalene	0.22		J	0.087	2.3	F
SG-VI-0705-9-11	7/9/2024	o-Xylene	2.0	J		0.12	0.95	F
SG-VI-0705-9-11	7/9/2024	Ethylbenzene	5.6	J		0.20	0.93	D
SG-VI-0705-9-11	7/9/2024	1,2-Dichloroethane	< 0.22		U	0.22	0.87	D
SG-VI-0705-9-11	7/9/2024	Toluene	25	J		0.21	0.81	D
SG-VI-0705-9-11	7/9/2024	Tetrachloroethene	< 0.19		U	0.19	1.4	D
SG-VI-0705-9-11	7/9/2024	m,p-Xylene	6.2	J		0.10	0.93	D
SG-VI-0705-9-11	7/9/2024	Carbon tetrachloride	0.49		J	0.22	1.3	D
SG-VI-0705-9-11	7/9/2024	2-Hexanone	3.0		J	0.62	4.4	D
SG-VI-0705-9-11	7/9/2024	Chloroform	< 0.21		U	0.21	1.0	D
SG-VI-0705-9-11	7/9/2024	Benzene	17	J		0.13	2.7	D
SG-VI-0705-9-11	7/9/2024	1,1,1-Trichloroethane	< 0.17		U	0.17	1.2	D
SG-VI-0705-9-11	7/9/2024	Vinyl chloride	0.61	J		0.12	0.55	D
SG-VI-0705-9-11	7/9/2024	2-Butanone	22			0.75	3.2	D
SG-VI-0705-9-11	7/9/2024	Trichloroethene	< 0.30		U	0.30	1.2	D
SG-VI-0705-9-11	7/9/2024	Naphthalene	0.25		J	0.085	2.2	D

Table B-11. Area 7 Results—VOCs (continued)

Sample ID	Sample Date	Analyte	Result (μg/m³)	Validation Qualifier	Laboratory Qualifiers	Method Detection Limit (μg/m³)	Reporting Detection Limit (μg/m³)	Sample Type
SG-VI-0705-9-11	7/9/2024	o-Xylene	2.5	J		0.12	0.93	D
SG-VI-0705-9-11	8/21/2024	Ethylbenzene	1.8	J		0.15	1.0	F
SG-VI-0705-9-11	8/21/2024	1,2-Dichloroethane	< 0.21		U	0.21	0.93	F
SG-VI-0705-9-11	8/21/2024	Toluene	9.5			0.23	0.87	F
SG-VI-0705-9-11	8/21/2024	Tetrachloroethene	< 0.45		U	0.45	1.6	F
SG-VI-0705-9-11	8/21/2024	m,p-Xylene	1.6			0.15	1.0	F
SG-VI-0705-9-11	8/21/2024	Carbon tetrachloride	< 1.0		U	1.0	1.4	F
SG-VI-0705-9-11	8/21/2024	2-Hexanone	1.8		J	0.57	4.7	F
SG-VI-0705-9-11	8/21/2024	Chloroform	< 0.20		U	0.20	1.1	F
SG-VI-0705-9-11	8/21/2024	Benzene	< 6.2	U		0.30	3.0	F
SG-VI-0705-9-11	8/21/2024	1,1,1-Trichloroethane	< 0.44		U	0.44	1.3	F
SG-VI-0705-9-11	8/21/2024	Vinyl chloride	< 0.15		U	0.15	0.59	F
SG-VI-0705-9-11	8/21/2024	2-Butanone	10	J		0.48	3.4	F
SG-VI-0705-9-11	8/21/2024	Trichloroethene	< 0.21		U	0.21	1.2	F
SG-VI-0705-9-11	8/21/2024	Naphthalene	< 0.13		UJ	0.13	2.4	F
SG-VI-0705-9-11	8/21/2024	o-Xylene	0.74		J	0.14	1.0	F
SG-VI-0706-4-6	7/9/2024	Ethylbenzene	30			0.18	0.84	F
SG-VI-0706-4-6	7/9/2024	1,2-Dichloroethane	< 0.20		U	0.20	0.78	F
SG-VI-0706-4-6	7/9/2024	Toluene	80			0.19	0.73	F
SG-VI-0706-4-6	7/9/2024	Tetrachloroethene	< 0.17		U	0.17	1.3	F
SG-VI-0706-4-6	7/9/2024	m,p-Xylene	34			0.093	0.84	F
SG-VI-0706-4-6	7/9/2024	Carbon tetrachloride	< 0.20		U	0.20	1.2	F
SG-VI-0706-4-6	7/9/2024	2-Hexanone	2.0		J	0.56	4.0	F
SG-VI-0706-4-6	7/9/2024	Chloroform	< 0.19		U	0.19	0.94	F
SG-VI-0706-4-6	7/9/2024	Benzene	37			0.12	2.5	F
SG-VI-0706-4-6	7/9/2024	1,1,1-Trichloroethane	< 0.16		U	0.16	1.0	F
SG-VI-0706-4-6	7/9/2024	Vinyl chloride	< 0.19	U	J	0.10	0.49	F
SG-VI-0706-4-6	7/9/2024	2-Butanone	36			0.68	2.8	F

Table B-11. Area 7 Results—VOCs (continued)

Sample ID	Sample Date	Analyte	Result (μg/m³)	Validation Qualifier	Laboratory Qualifiers	Method Detection Limit (μg/m³)	Reporting Detection Limit (μg/m³)	Sample Type
SG-VI-0706-4-6	7/9/2024	Trichloroethene	< 0.27		U	0.27	1.0	F
SG-VI-0706-4-6	7/9/2024	Naphthalene	0.91		J	0.077	2.0	F
SG-VI-0706-4-6	7/9/2024	o-Xylene	12			0.11	0.84	F
SG-VI-0706-4-6	8/21/2024	Ethylbenzene	71	J		0.15	1.0	F
SG-VI-0706-4-6	8/21/2024	1,2-Dichloroethane	< 0.22		U	0.22	0.97	F
SG-VI-0706-4-6	8/21/2024	Toluene	170			0.24	0.90	F
SG-VI-0706-4-6	8/21/2024	Tetrachloroethene	0.95		J	0.47	1.6	F
SG-VI-0706-4-6	8/21/2024	m,p-Xylene	64			0.16	1.0	F
SG-VI-0706-4-6	8/21/2024	Carbon tetrachloride	< 1.1		U	1.1	1.5	F
SG-VI-0706-4-6	8/21/2024	2-Hexanone	3.3		J	0.59	4.9	F
SG-VI-0706-4-6	8/21/2024	Chloroform	< 0.21		U	0.21	1.2	F
SG-VI-0706-4-6	8/21/2024	Benzene	80			0.31	3.0	F
SG-VI-0706-4-6	8/21/2024	1,1,1-Trichloroethane	< 0.46		U	0.46	1.3	F
SG-VI-0706-4-6	8/21/2024	Vinyl chloride	< 0.16		U	0.16	0.61	F
SG-VI-0706-4-6	8/21/2024	2-Butanone	30			0.50	3.5	F
SG-VI-0706-4-6	8/21/2024	Trichloroethene	< 0.22		U	0.22	1.3	F
SG-VI-0706-4-6	8/21/2024	Naphthalene	2.0		J	0.14	2.5	F
SG-VI-0706-4-6	8/21/2024	o-Xylene	25			0.15	1.0	F
SG-VI-0706-9-11	7/9/2024	Ethylbenzene	34		J	15	62	F
SG-VI-0706-9-11	7/9/2024	1,2-Dichloroethane	< 20		U	20	58	F
SG-VI-0706-9-11	7/9/2024	Toluene	110	J		13	110	F
SG-VI-0706-9-11	7/9/2024	Tetrachloroethene	< 25		U	25	97	F
SG-VI-0706-9-11	7/9/2024	m,p-Xylene	31		J	8.9	120	F
SG-VI-0706-9-11	7/9/2024	Carbon tetrachloride	< 29		U	29	90	F
SG-VI-0706-9-11	7/9/2024	2-Hexanone	< 66		U	66	230	F
SG-VI-0706-9-11	7/9/2024	Chloroform	< 16		U	16	70	F
SG-VI-0706-9-11	7/9/2024	Benzene	280			11	46	F
SG-VI-0706-9-11	7/9/2024	1,1,1-Trichloroethane	< 19		U	19	78	F

Table B-11. Area 7 Results—VOCs (continued)

Sample ID	Sample Date	Analyte	Result (μg/m³)	Validation Qualifier	Laboratory Qualifiers	Method Detection Limit (μg/m³)	Reporting Detection Limit (μg/m³)	Sample Type
SG-VI-0706-9-11	7/9/2024	Vinyl chloride	9300			31	36	F
SG-VI-0706-9-11	7/9/2024	2-Butanone	< 28		U	28	170	F
SG-VI-0706-9-11	7/9/2024	Trichloroethene	880			23	77	F
SG-VI-0706-9-11	7/9/2024	Naphthalene	< 12		U	12	150	F
SG-VI-0706-9-11	7/9/2024	o-Xylene	< 15		U	15	62	F
SG-VI-0706-9-11	8/21/2024	Ethylbenzene	76			8.4	22	F
SG-VI-0706-9-11	8/21/2024	1,2-Dichloroethane	< 3.9		U	3.9	21	F
SG-VI-0706-9-11	8/21/2024	Toluene	260			4.2	38	F
SG-VI-0706-9-11	8/21/2024	Tetrachloroethene	< 11		U	11	34	F
SG-VI-0706-9-11	8/21/2024	m,p-Xylene	73			7.9	44	F
SG-VI-0706-9-11	8/21/2024	Carbon tetrachloride	< 5.6		U	5.6	32	F
SG-VI-0706-9-11	8/21/2024	2-Hexanone	< 16		U	16	84	F
SG-VI-0706-9-11	8/21/2024	Chloroform	< 5.0		U	5.0	25	F
SG-VI-0706-9-11	8/21/2024	Benzene	250			2.8	16	F
SG-VI-0706-9-11	8/21/2024	1,1,1-Trichloroethane	< 5.6		U	5.6	28	F
SG-VI-0706-9-11	8/21/2024	Vinyl chloride	2000			6.0	13	F
SG-VI-0706-9-11	8/21/2024	2-Butanone	38		J	11	60	F
SG-VI-0706-9-11	8/21/2024	Trichloroethene	220			4.0	27	F
SG-VI-0706-9-11	8/21/2024	Naphthalene	< 2.6		U	2.6	53	F
SG-VI-0706-9-11	8/21/2024	o-Xylene	26			7.8	22	F
SG-VI-0707-6-8	8/27/2024	Ethylbenzene	3.6			0.27	0.99	F
SG-VI-0707-6-8	8/27/2024	1,2-Dichloroethane	< 0.17		U	0.17	0.93	F
SG-VI-0707-6-8	8/27/2024	Toluene	20			0.19	0.86	F
SG-VI-0707-6-8	8/27/2024	Tetrachloroethene	< 0.48		U	0.48	1.6	F
SG-VI-0707-6-8	8/27/2024	m,p-Xylene	5.0			0.18	0.99	F
SG-VI-0707-6-8	8/27/2024	Carbon tetrachloride	< 0.37		U	0.37	1.4	F
SG-VI-0707-6-8	8/27/2024	2-Hexanone	1.3		J	0.26	4.7	F
SG-VI-0707-6-8	8/27/2024	Chloroform	< 0.22		U	0.22	1.1	F

Table B-11. Area 7 Results—VOCs (continued)

Sample ID	Sample Date	Analyte	Result (μg/m³)	Validation Qualifier	Laboratory Qualifiers	Method Detection Limit (μg/m³)	Reporting Detection Limit (μg/m³)	Sample Type
SG-VI-0707-6-8	8/27/2024	Benzene	13	J		0.12	2.9	F
SG-VI-0707-6-8	8/27/2024	1,1,1-Trichloroethane	< 0.28		U	0.28	1.2	F
SG-VI-0707-6-8	8/27/2024	Vinyl chloride	< 0.16		U	0.16	0.58	F
SG-VI-0707-6-8	8/27/2024	2-Butanone	19			0.58	3.4	F
SG-VI-0707-6-8	8/27/2024	Trichloroethene	< 0.33		U	0.33	1.2	F
SG-VI-0707-6-8	8/27/2024	Naphthalene	0.61		J	0.12	2.4	F
SG-VI-0707-6-8	8/27/2024	o-Xylene	2.1			0.20	0.99	F
SG-VI-0708-4-6	8/27/2024	Ethylbenzene	39			0.66	2.4	F
SG-VI-0708-4-6	8/27/2024	1,2-Dichloroethane	< 0.42		U	0.42	2.3	F
SG-VI-0708-4-6	8/27/2024	Toluene	110			0.46	2.1	F
SG-VI-0708-4-6	8/27/2024	Tetrachloroethene	< 1.2		U	1.2	3.8	F
SG-VI-0708-4-6	8/27/2024	m,p-Xylene	38			0.45	2.4	F
SG-VI-0708-4-6	8/27/2024	Carbon tetrachloride	< 0.91		U	0.91	3.5	F
SG-VI-0708-4-6	8/27/2024	2-Hexanone	< 0.65		U	0.65	11	F
SG-VI-0708-4-6	8/27/2024	Chloroform	< 0.54		U	0.54	2.7	F
SG-VI-0708-4-6	8/27/2024	Benzene	61	J		0.29	7.2	F
SG-VI-0708-4-6	8/27/2024	1,1,1-Trichloroethane	< 0.68		U	0.68	3.0	F
SG-VI-0708-4-6	8/27/2024	Vinyl chloride	< 0.39		U	0.39	1.4	F
SG-VI-0708-4-6	8/27/2024	2-Butanone	21			1.4	8.2	F
SG-VI-0708-4-6	8/27/2024	Trichloroethene	< 0.81		U	0.81	3.0	F
SG-VI-0708-4-6	8/27/2024	Naphthalene	1.9		J	0.30	5.9	F
SG-VI-0708-4-6	8/27/2024	o-Xylene	14			0.50	2.4	F
SG-VI-0708-4-6	8/27/2024	Ethylbenzene	41			0.26	0.97	D
SG-VI-0708-4-6	8/27/2024	1,2-Dichloroethane	< 0.17		U	0.17	0.91	D
SG-VI-0708-4-6	8/27/2024	Toluene	110			0.18	0.84	D
SG-VI-0708-4-6	8/27/2024	Tetrachloroethene	< 0.47		U	0.47	1.5	D
SG-VI-0708-4-6	8/27/2024	m,p-Xylene	39			0.18	0.97	D
SG-VI-0708-4-6	8/27/2024	Carbon tetrachloride	< 0.36		U	0.36	1.4	D

Table B-11. Area 7 Results—VOCs (continued)

Sample ID	Sample Date	Analyte	Result (μg/m³)	Validation Qualifier	Laboratory Qualifiers	Method Detection Limit (μg/m³)	Reporting Detection Limit (μg/m³)	Sample Type
SG-VI-0708-4-6	8/27/2024	2-Hexanone	< 1.1	U	J	0.26	4.6	D
SG-VI-0708-4-6	8/27/2024	Chloroform	< 0.21		U	0.21	1.1	D
SG-VI-0708-4-6	8/27/2024	Benzene	66			0.12	2.9	D
SG-VI-0708-4-6	8/27/2024	1,1,1-Trichloroethane	< 0.27		U	0.27	1.2	D
SG-VI-0708-4-6	8/27/2024	Vinyl chloride	< 0.15		U	0.15	0.57	D
SG-VI-0708-4-6	8/27/2024	2-Butanone	19			0.57	3.3	D
SG-VI-0708-4-6	8/27/2024	Trichloroethene	< 0.32		U	0.32	1.2	D
SG-VI-0708-4-6	8/27/2024	Naphthalene	0.76		J	0.12	2.3	D
SG-VI-0708-4-6	8/27/2024	o-Xylene	15			0.20	0.97	D
SG-VI-0708-9-11	8/27/2024	Ethylbenzene	32			0.60	2.2	F
SG-VI-0708-9-11	8/27/2024	1,2-Dichloroethane	< 0.38		U	0.38	2.1	F
SG-VI-0708-9-11	8/27/2024	Toluene	81			0.42	1.9	F
SG-VI-0708-9-11	8/27/2024	Tetrachloroethene	< 1.1		U	1.1	3.4	F
SG-VI-0708-9-11	8/27/2024	m,p-Xylene	29			0.41	2.2	F
SG-VI-0708-9-11	8/27/2024	Carbon tetrachloride	< 0.83		U	0.83	3.2	F
SG-VI-0708-9-11	8/27/2024	2-Hexanone	< 0.59		U	0.59	10	F
SG-VI-0708-9-11	8/27/2024	Chloroform	< 0.49		U	0.49	2.5	F
SG-VI-0708-9-11	8/27/2024	Benzene	47	J		0.27	6.5	F
SG-VI-0708-9-11	8/27/2024	1,1,1-Trichloroethane	< 0.62		U	0.62	2.8	F
SG-VI-0708-9-11	8/27/2024	Vinyl chloride	< 0.35		U	0.35	1.3	F
SG-VI-0708-9-11	8/27/2024	2-Butanone	22			1.3	7.5	F
SG-VI-0708-9-11	8/27/2024	Trichloroethene	< 0.74		U	0.74	2.7	F
SG-VI-0708-9-11	8/27/2024	Naphthalene	1.6		J	0.27	5.3	F
SG-VI-0708-9-11	8/27/2024	o-Xylene	11			0.45	2.2	F
SG-VI-0709-4-6	8/28/2024	Ethylbenzene	< 0.25		U	0.25	0.92	F
SG-VI-0709-4-6	8/28/2024	1,2-Dichloroethane	< 0.16		U	0.16	0.85	F
SG-VI-0709-4-6	8/28/2024	Toluene	0.18		J	0.17	0.80	F
SG-VI-0709-4-6	8/28/2024	Tetrachloroethene	< 0.45		U	0.45	1.4	F

Table B-11. Area 7 Results—VOCs (continued)

Sample ID	Sample Date	Analyte	Result (μg/m³)	Validation Qualifier	Laboratory Qualifiers	Method Detection Limit (μg/m³)	Reporting Detection Limit (μg/m³)	Sample Type
SG-VI-0709-4-6	8/28/2024	m,p-Xylene	< 0.17		U	0.17	0.92	F
SG-VI-0709-4-6	8/28/2024	Carbon tetrachloride	< 0.34		U	0.34	1.3	F
SG-VI-0709-4-6	8/28/2024	2-Hexanone	< 0.24		U	0.24	4.3	F
SG-VI-0709-4-6	8/28/2024	Chloroform	1.9			0.20	1.0	F
SG-VI-0709-4-6	8/28/2024	Benzene	< 0.25	U	J	0.11	2.7	F
SG-VI-0709-4-6	8/28/2024	1,1,1-Trichloroethane	< 0.26		U	0.26	1.2	F
SG-VI-0709-4-6	8/28/2024	Vinyl chloride	< 0.14		U	0.14	0.54	F
SG-VI-0709-4-6	8/28/2024	2-Butanone	< 0.54		U	0.54	3.1	F
SG-VI-0709-4-6	8/28/2024	Trichloroethene	< 0.31		U	0.31	1.1	F
SG-VI-0709-4-6	8/28/2024	Naphthalene	< 0.11		UJ	0.11	2.2	F
SG-VI-0709-4-6	8/28/2024	o-Xylene	< 0.19		U	0.19	0.92	F
SG-VI-0709-9-11	8/28/2024	Ethylbenzene	17			0.28	1.0	F
SG-VI-0709-9-11	8/28/2024	1,2-Dichloroethane	< 0.17		U	0.17	0.94	F
SG-VI-0709-9-11	8/28/2024	Toluene	56			0.19	0.88	F
SG-VI-0709-9-11	8/28/2024	Tetrachloroethene	2.5	J		0.49	1.6	F
SG-VI-0709-9-11	8/28/2024	m,p-Xylene	14			0.19	1.0	F
SG-VI-0709-9-11	8/28/2024	Carbon tetrachloride	< 0.38		U	0.38	1.5	F
SG-VI-0709-9-11	8/28/2024	2-Hexanone	< 1.3	U	J	0.27	4.8	F
SG-VI-0709-9-11	8/28/2024	Chloroform	< 0.22		U	0.22	1.1	F
SG-VI-0709-9-11	8/28/2024	Benzene	30	J		0.12	3.0	F
SG-VI-0709-9-11	8/28/2024	1,1,1-Trichloroethane	< 0.28		U	0.28	1.3	F
SG-VI-0709-9-11	8/28/2024	Vinyl chloride	< 0.16		U	0.16	0.60	F
SG-VI-0709-9-11	8/28/2024	2-Butanone	22			0.59	3.4	F
SG-VI-0709-9-11	8/28/2024	Trichloroethene	< 1.1	U	J	0.34	1.2	F
SG-VI-0709-9-11	8/28/2024	Naphthalene	< 0.16	U	J	0.12	2.4	F
SG-VI-0709-9-11	8/28/2024	o-Xylene	5.3			0.21	1.0	F
SG-VI-0710-4-6	8/28/2024	Ethylbenzene	41			0.53	1.9	F
SG-VI-0710-4-6	8/28/2024	1,2-Dichloroethane	< 0.33		U	0.33	1.8	F

Table B-11. Area 7 Results—VOCs (continued)

Sample ID	Sample Date	Analyte	Result (μg/m³)	Validation Qualifier	Laboratory Qualifiers	Method Detection Limit (μg/m³)	Reporting Detection Limit (μg/m³)	Sample Type
SG-VI-0710-4-6	8/28/2024	Toluene	110			0.37	1.7	F
SG-VI-0710-4-6	8/28/2024	Tetrachloroethene	< 0.95		U	0.95	3.0	F
SG-VI-0710-4-6	8/28/2024	m,p-Xylene	35	J		0.36	1.9	F
SG-VI-0710-4-6	8/28/2024	Carbon tetrachloride	< 0.73		U	0.73	2.8	F
SG-VI-0710-4-6	8/28/2024	2-Hexanone	1.9		J	0.52	9.2	F
SG-VI-0710-4-6	8/28/2024	Chloroform	< 0.43		U	0.43	2.2	F
SG-VI-0710-4-6	8/28/2024	Benzene	62	J		0.24	5.7	F
SG-VI-0710-4-6	8/28/2024	1,1,1-Trichloroethane	< 0.54		U	0.54	2.4	F
SG-VI-0710-4-6	8/28/2024	Vinyl chloride	< 0.31		U	0.31	1.1	F
SG-VI-0710-4-6	8/28/2024	2-Butanone	28			1.1	6.6	F
SG-VI-0710-4-6	8/28/2024	Trichloroethene	< 0.65		U	0.65	2.4	F
SG-VI-0710-4-6	8/28/2024	Naphthalene	< 0.60	U	J	0.24	4.7	F
SG-VI-0710-4-6	8/28/2024	o-Xylene	13	J		0.40	1.9	F
SG-VI-0710-4-6	8/28/2024	Ethylbenzene	48			0.27	0.98	D
SG-VI-0710-4-6	8/28/2024	1,2-Dichloroethane	< 0.17		U	0.17	0.92	D
SG-VI-0710-4-6	8/28/2024	Toluene	130			0.19	0.86	D
SG-VI-0710-4-6	8/28/2024	Tetrachloroethene	< 0.48		U	0.48	1.5	D
SG-VI-0710-4-6	8/28/2024	m,p-Xylene	43	J		0.18	0.98	D
SG-VI-0710-4-6	8/28/2024	Carbon tetrachloride	< 0.37		U	0.37	1.4	D
SG-VI-0710-4-6	8/28/2024	2-Hexanone	< 1.4	U	J	0.26	4.6	D
SG-VI-0710-4-6	8/28/2024	Chloroform	< 0.22		U	0.22	1.1	D
SG-VI-0710-4-6	8/28/2024	Benzene	75			0.12	2.9	D
SG-VI-0710-4-6	8/28/2024	1,1,1-Trichloroethane	< 0.28		U	0.28	1.2	D
SG-VI-0710-4-6	8/28/2024	Vinyl chloride	< 0.16		U	0.16	0.58	D
SG-VI-0710-4-6	8/28/2024	2-Butanone	32			0.58	3.3	D
SG-VI-0710-4-6	8/28/2024	Trichloroethene	< 0.33		U	0.33	1.2	D
SG-VI-0710-4-6	8/28/2024	Naphthalene	0.91		J	0.12	2.4	D
SG-VI-0710-4-6	8/28/2024	o-Xylene	18	J		0.20	0.98	D

Table B-11. Area 7 Results—VOCs (continued)

Sample ID	Sample Date	Analyte	Result (μg/m³)	Validation Qualifier	Laboratory Qualifiers	Method Detection Limit (μg/m³)	Reporting Detection Limit (μg/m³)	Sample Type
SG-VI-0710-9-11	8/28/2024	Ethylbenzene	39	J		0.52	1.9	F
SG-VI-0710-9-11	8/28/2024	1,2-Dichloroethane	< 0.33		U	0.33	1.8	F
SG-VI-0710-9-11	8/28/2024	Toluene	110			0.36	1.6	F
SG-VI-0710-9-11	8/28/2024	Tetrachloroethene	< 0.93		U	0.93	3.0	F
SG-VI-0710-9-11	8/28/2024	m,p-Xylene	32			0.35	1.9	F
SG-VI-0710-9-11	8/28/2024	Carbon tetrachloride	< 0.71		U	0.71	2.8	F
SG-VI-0710-9-11	8/28/2024	2-Hexanone	< 0.51		U	0.51	9.0	F
SG-VI-0710-9-11	8/28/2024	Chloroform	< 0.42		U	0.42	2.1	F
SG-VI-0710-9-11	8/28/2024	Benzene	83	J		0.23	5.6	F
SG-VI-0710-9-11	8/28/2024	1,1,1-Trichloroethane	< 0.53		U	0.53	2.4	F
SG-VI-0710-9-11	8/28/2024	Vinyl chloride	< 0.30		U	0.30	1.1	F
SG-VI-0710-9-11	8/28/2024	2-Butanone	31			1.1	6.4	F
SG-VI-0710-9-11	8/28/2024	Trichloroethene	< 0.64		U	0.64	2.4	F
SG-VI-0710-9-11	8/28/2024	Naphthalene	< 0.23		UJ	0.23	4.6	F
SG-VI-0710-9-11	8/28/2024	o-Xylene	12			0.39	1.9	F
SG-VI-0711-4-6	9/4/2024	Ethylbenzene	62	J		0.27	1.8	F
SG-VI-0711-4-6	9/4/2024	1,2-Dichloroethane	< 0.39		U	0.39	1.7	F
SG-VI-0711-4-6	9/4/2024	Toluene	130			0.42	1.6	F
SG-VI-0711-4-6	9/4/2024	Tetrachloroethene	< 0.82		U	0.82	2.9	F
SG-VI-0711-4-6	9/4/2024	m,p-Xylene	53			0.28	1.8	F
SG-VI-0711-4-6	9/4/2024	Carbon tetrachloride	< 1.9		U	1.9	2.6	F
SG-VI-0711-4-6	9/4/2024	2-Hexanone	4.5		J	1.0	8.6	F
SG-VI-0711-4-6	9/4/2024	Chloroform	< 0.37		U	0.37	2.1	F
SG-VI-0711-4-6	9/4/2024	Benzene	75	J		0.54	5.4	F
SG-VI-0711-4-6	9/4/2024	1,1,1-Trichloroethane	< 0.81		U	0.81	2.3	F
SG-VI-0711-4-6	9/4/2024	Vinyl chloride	< 0.28		U	0.28	1.1	F
SG-VI-0711-4-6	9/4/2024	2-Butanone	57			0.88	6.2	F
SG-VI-0711-4-6	9/4/2024	Trichloroethene	< 0.48	U	J	0.39	2.3	F

Table B-11. Area 7 Results—VOCs (continued)

Sample ID	Sample Date	Analyte	Result (μg/m³)	Validation Qualifier	Laboratory Qualifiers	Method Detection Limit (μg/m³)	Reporting Detection Limit (μg/m³)	Sample Type
SG-VI-0711-4-6	9/4/2024	Naphthalene	2.1		J	0.24	4.4	F
SG-VI-0711-4-6	9/4/2024	o-Xylene	22			0.26	1.8	F
SG-VI-0711-9-11	9/4/2024	Ethylbenzene	39	J		0.11	0.76	F
SG-VI-0711-9-11	9/4/2024	1,2-Dichloroethane	< 0.16		U	0.16	0.71	F
SG-VI-0711-9-11	9/4/2024	Toluene	85			0.17	0.66	F
SG-VI-0711-9-11	9/4/2024	Tetrachloroethene	1.4	J		0.34	1.2	F
SG-VI-0711-9-11	9/4/2024	m,p-Xylene	33			0.11	0.76	F
SG-VI-0711-9-11	9/4/2024	Carbon tetrachloride	< 0.79		U	0.79	1.1	F
SG-VI-0711-9-11	9/4/2024	2-Hexanone	5.0	J		0.43	3.6	F
SG-VI-0711-9-11	9/4/2024	Chloroform	< 0.16		U	0.16	0.85	F
SG-VI-0711-9-11	9/4/2024	Benzene	57	J		0.22	2.2	F
SG-VI-0711-9-11	9/4/2024	1,1,1-Trichloroethane	< 0.34		U	0.34	0.95	F
SG-VI-0711-9-11	9/4/2024	Vinyl chloride	< 0.11		U	0.11	0.45	F
SG-VI-0711-9-11	9/4/2024	2-Butanone	34			0.36	2.6	F
SG-VI-0711-9-11	9/4/2024	Trichloroethene	18			0.16	0.94	F
SG-VI-0711-9-11	9/4/2024	Naphthalene	2.2			0.10	1.8	F
SG-VI-0711-9-11	9/4/2024	o-Xylene	15			0.11	0.76	F
SG-VI-0711-14-16	9/4/2024	Ethylbenzene	46	J		0.66	4.5	F
SG-VI-0711-14-16	9/4/2024	1,2-Dichloroethane	< 0.96		U	0.96	4.2	F
SG-VI-0711-14-16	9/4/2024	Toluene	150			1.0	3.9	F
SG-VI-0711-14-16	9/4/2024	Tetrachloroethene	< 2.0		U	2.0	7.0	F
SG-VI-0711-14-16	9/4/2024	m,p-Xylene	39			0.68	4.5	F
SG-VI-0711-14-16	9/4/2024	Carbon tetrachloride	< 4.7		U	4.7	6.5	F
SG-VI-0711-14-16	9/4/2024	2-Hexanone	< 3.4	U	J	2.6	21	F
SG-VI-0711-14-16	9/4/2024	Chloroform	< 0.92		U	0.92	5.1	F
SG-VI-0711-14-16	9/4/2024	Benzene	120	J		1.3	13	F
SG-VI-0711-14-16	9/4/2024	1,1,1-Trichloroethane	< 2.0		U	2.0	5.7	F
SG-VI-0711-14-16	9/4/2024	Vinyl chloride	< 0.68		U	0.68	2.6	F

Table B-11. Area 7 Results—VOCs (continued)

Sample ID	Sample Date	Analyte	Result (μg/m³)	Validation Qualifier	Laboratory Qualifiers	Method Detection Limit (μg/m³)	Reporting Detection Limit (μg/m³)	Sample Type
SG-VI-0711-14-16	9/4/2024	2-Butanone	31	J		2.2	15	F
SG-VI-0711-14-16	9/4/2024	Trichloroethene	180	J		0.96	5.6	F
SG-VI-0711-14-16	9/4/2024	Naphthalene	< 0.59		U	0.59	11	F
SG-VI-0711-14-16	9/4/2024	o-Xylene	16			0.65	4.5	F
SG-VI-0712-4-6	9/4/2024	Ethylbenzene	20	J		0.14	0.93	F
SG-VI-0712-4-6	9/4/2024	1,2-Dichloroethane	< 0.20		U	0.20	0.87	F
SG-VI-0712-4-6	9/4/2024	Toluene	48			0.21	0.81	F
SG-VI-0712-4-6	9/4/2024	Tetrachloroethene	< 0.42		U	0.42	1.4	F
SG-VI-0712-4-6	9/4/2024	m,p-Xylene	23			0.14	0.93	F
SG-VI-0712-4-6	9/4/2024	Carbon tetrachloride	< 0.96		U	0.96	1.3	F
SG-VI-0712-4-6	9/4/2024	2-Hexanone	< 3.0	U	J	0.53	4.4	F
SG-VI-0712-4-6	9/4/2024	Chloroform	< 0.19		U	0.19	1.0	F
SG-VI-0712-4-6	9/4/2024	Benzene	30	J		0.28	2.7	F
SG-VI-0712-4-6	9/4/2024	1,1,1-Trichloroethane	< 0.41		U	0.41	1.2	F
SG-VI-0712-4-6	9/4/2024	Vinyl chloride	< 0.14		U	0.14	0.55	F
SG-VI-0712-4-6	9/4/2024	2-Butanone	56			0.45	3.2	F
SG-VI-0712-4-6	9/4/2024	Trichloroethene	< 0.20		U	0.20	1.2	F
SG-VI-0712-4-6	9/4/2024	Naphthalene	< 1.4	U	J	0.12	2.2	F
SG-VI-0712-4-6	9/4/2024	o-Xylene	9.5			0.13	0.93	F
SG-VI-0712-8-10	9/4/2024	Ethylbenzene	64	J		0.64	4.4	F
SG-VI-0712-8-10	9/4/2024	1,2-Dichloroethane	< 0.93		U	0.93	4.1	F
SG-VI-0712-8-10	9/4/2024	Toluene	180			1.0	3.8	F
SG-VI-0712-8-10	9/4/2024	Tetrachloroethene	< 2.0		U	2.0	6.8	F
SG-VI-0712-8-10	9/4/2024	m,p-Xylene	54			0.66	4.4	F
SG-VI-0712-8-10	9/4/2024	Carbon tetrachloride	< 4.6		U	4.6	6.4	F
SG-VI-0712-8-10	9/4/2024	2-Hexanone	< 4.2	U	J	2.5	21	F
SG-VI-0712-8-10	9/4/2024	Chloroform	< 0.89		U	0.89	4.9	F
SG-VI-0712-8-10	9/4/2024	Benzene	100	J		1.3	13	F

Table B-11. Area 7 Results—VOCs (continued)

Sample ID	Sample Date	Analyte	Result (μg/m³)	Validation Qualifier	Laboratory Qualifiers	Method Detection Limit (μg/m³)	Reporting Detection Limit (μg/m³)	Sample Type
SG-VI-0712-8-10	9/4/2024	1,1,1-Trichloroethane	< 1.9		U	1.9	5.5	F
SG-VI-0712-8-10	9/4/2024	Vinyl chloride	78			0.66	2.6	F
SG-VI-0712-8-10	9/4/2024	2-Butanone	41	J		2.1	15	F
SG-VI-0712-8-10	9/4/2024	Trichloroethene	150	J		0.93	5.4	F
SG-VI-0712-8-10	9/4/2024	Naphthalene	< 1.8	U	J	0.58	10	F
SG-VI-0712-8-10	9/4/2024	o-Xylene	20			0.63	4.4	F
SG-VI-0713-4-6	9/5/2024	Ethylbenzene	83	J		0.66	4.5	F
SG-VI-0713-4-6	9/5/2024	1,2-Dichloroethane	< 0.95		U	0.95	4.2	F
SG-VI-0713-4-6	9/5/2024	Toluene	190			1.0	3.9	F
SG-VI-0713-4-6	9/5/2024	Tetrachloroethene	< 5.8	U	J	2.0	7.0	F
SG-VI-0713-4-6	9/5/2024	m,p-Xylene	70			0.68	4.5	F
SG-VI-0713-4-6	9/5/2024	Carbon tetrachloride	< 4.6		U	4.6	6.5	F
SG-VI-0713-4-6	9/5/2024	2-Hexanone	< 6.5	U	J	2.5	21	F
SG-VI-0713-4-6	9/5/2024	Chloroform	< 0.91		U	0.91	5.0	F
SG-VI-0713-4-6	9/5/2024	Benzene	110	J		1.3	13	F
SG-VI-0713-4-6	9/5/2024	1,1,1-Trichloroethane	< 2.0		U	2.0	5.6	F
SG-VI-0713-4-6	9/5/2024	Vinyl chloride	< 0.68		U	0.68	2.6	F
SG-VI-0713-4-6	9/5/2024	2-Butanone	83			2.2	15	F
SG-VI-0713-4-6	9/5/2024	Trichloroethene	90			0.95	5.5	F
SG-VI-0713-4-6	9/5/2024	Naphthalene	2.8		J	0.59	11	F
SG-VI-0713-4-6	9/5/2024	o-Xylene	27			0.64	4.5	F
SG-VI-0713-9-11	9/5/2024	Ethylbenzene	88			23	60	F
SG-VI-0713-9-11	9/5/2024	1,2-Dichloroethane	< 11		U	11	56	F
SG-VI-0713-9-11	9/5/2024	Toluene	600			12	100	F
SG-VI-0713-9-11	9/5/2024	Tetrachloroethene	< 31		U	31	94	F
SG-VI-0713-9-11	9/5/2024	m,p-Xylene	85		J	22	120	F
SG-VI-0713-9-11	9/5/2024	Carbon tetrachloride	< 15		U	15	87	F
SG-VI-0713-9-11	9/5/2024	2-Hexanone	< 45		U	45	230	F

Table B-11. Area 7 Results—VOCs (continued)

Sample ID	Sample Date	Analyte	Result (μg/m³)	Validation Qualifier	Laboratory Qualifiers	Method Detection Limit (μg/m³)	Reporting Detection Limit (μg/m³)	Sample Type
SG-VI-0713-9-11	9/5/2024	Chloroform	< 14		U	14	68	F
SG-VI-0713-9-11	9/5/2024	Benzene	1400			7.7	44	F
SG-VI-0713-9-11	9/5/2024	1,1,1-Trichloroethane	< 15		U	15	76	F
SG-VI-0713-9-11	9/5/2024	Vinyl chloride	8600			16	36	F
SG-VI-0713-9-11	9/5/2024	2-Butanone	< 30		U	30	160	F
SG-VI-0713-9-11	9/5/2024	Trichloroethene	1100			11	75	F
SG-VI-0713-9-11	9/5/2024	Naphthalene	< 7.1		U	7.1	140	F
SG-VI-0713-9-11	9/5/2024	o-Xylene	41		J	21	60	F
SG-VI-0713-14-16	9/5/2024	Ethylbenzene	48	J		6.6	17	F
SG-VI-0713-14-16	9/5/2024	1,2-Dichloroethane	< 3.1		U	3.1	16	F
SG-VI-0713-14-16	9/5/2024	Toluene	180	J		3.3	30	F
SG-VI-0713-14-16	9/5/2024	Tetrachloroethene	< 18	U	J	9.0	27	F
SG-VI-0713-14-16	9/5/2024	m,p-Xylene	42	J		6.2	35	F
SG-VI-0713-14-16	9/5/2024	Carbon tetrachloride	< 4.4		U	4.4	25	F
SG-VI-0713-14-16	9/5/2024	2-Hexanone	< 13		U	13	66	F
SG-VI-0713-14-16	9/5/2024	Chloroform	< 3.9		U	3.9	20	F
SG-VI-0713-14-16	9/5/2024	Benzene	210			2.2	13	F
SG-VI-0713-14-16	9/5/2024	1,1,1-Trichloroethane	< 4.4		U	4.4	22	F
SG-VI-0713-14-16	9/5/2024	Vinyl chloride	590	J		4.8	10	F
SG-VI-0713-14-16	9/5/2024	2-Butanone	52	J		8.7	47	F
SG-VI-0713-14-16	9/5/2024	Trichloroethene	5400			3.2	22	F
SG-VI-0713-14-16	9/5/2024	Naphthalene	< 2.0		U	2.0	42	F
SG-VI-0713-14-16	9/5/2024	o-Xylene	16		J	6.1	17	F
SG-VI-0714-4-6	9/9/2024	Ethylbenzene	32	J		0.13	0.89	F
SG-VI-0714-4-6	9/9/2024	1,2-Dichloroethane	< 0.19		U	0.19	0.83	F
SG-VI-0714-4-6	9/9/2024	Toluene	69			0.20	0.77	F
SG-VI-0714-4-6	9/9/2024	Tetrachloroethene	< 0.40		U	0.40	1.4	F
SG-VI-0714-4-6	9/9/2024	m,p-Xylene	30			0.13	0.89	F

Table B-11. Area 7 Results—VOCs (continued)

Sample ID	Sample Date	Analyte	Result (μg/m³)	Validation Qualifier	Laboratory Qualifiers	Method Detection Limit (μg/m³)	Reporting Detection Limit (μg/m³)	Sample Type
SG-VI-0714-4-6	9/9/2024	Carbon tetrachloride	< 0.92		U	0.92	1.3	F
SG-VI-0714-4-6	9/9/2024	2-Hexanone	< 1.7	U	J	0.50	4.2	F
SG-VI-0714-4-6	9/9/2024	Chloroform	< 0.18		U	0.18	1.0	F
SG-VI-0714-4-6	9/9/2024	Benzene	36	J		0.26	2.6	F
SG-VI-0714-4-6	9/9/2024	1,1,1-Trichloroethane	< 0.39		U	0.39	1.1	F
SG-VI-0714-4-6	9/9/2024	Vinyl chloride	< 0.13		U	0.13	0.52	F
SG-VI-0714-4-6	9/9/2024	2-Butanone	15			0.43	3.0	F
SG-VI-0714-4-6	9/9/2024	Trichloroethene	< 1.4	U		0.19	1.1	F
SG-VI-0714-4-6	9/9/2024	Naphthalene	< 1.4	U	J	0.12	2.1	F
SG-VI-0714-4-6	9/9/2024	o-Xylene	12			0.13	0.89	F
SG-VI-0714-9-11	9/9/2024	Ethylbenzene	< 130		U	130	350	F
SG-VI-0714-9-11	9/9/2024	1,2-Dichloroethane	< 62		U	62	330	F
SG-VI-0714-9-11	9/9/2024	Toluene	210		J	67	610	F
SG-VI-0714-9-11	9/9/2024	Tetrachloroethene	< 180		U	180	550	F
SG-VI-0714-9-11	9/9/2024	m,p-Xylene	< 120		U	120	700	F
SG-VI-0714-9-11	9/9/2024	Carbon tetrachloride	< 88		U	88	510	F
SG-VI-0714-9-11	9/9/2024	2-Hexanone	< 260		U	260	1300	F
SG-VI-0714-9-11	9/9/2024	Chloroform	< 79		U	79	400	F
SG-VI-0714-9-11	9/9/2024	Benzene	320	J		45	260	F
SG-VI-0714-9-11	9/9/2024	1,1,1-Trichloroethane	< 88		U	88	440	F
SG-VI-0714-9-11	9/9/2024	Vinyl chloride	46000			96	210	F
SG-VI-0714-9-11	9/9/2024	2-Butanone	< 180		U	180	960	F
SG-VI-0714-9-11	9/9/2024	Trichloroethene	2100	J		64	440	F
SG-VI-0714-9-11	9/9/2024	Naphthalene	< 42		U	42	850	F
SG-VI-0714-9-11	9/9/2024	o-Xylene	< 120		U	120	350	F
SG-VI-0714-14-16	9/9/2024	Ethylbenzene	34			3.1	8.2	F
SG-VI-0714-14-16	9/9/2024	1,2-Dichloroethane	< 1.4		U	1.4	7.6	F
SG-VI-0714-14-16	9/9/2024	Toluene	100	J		1.6	14	F

Table B-11. Area 7 Results—VOCs (continued)

Sample ID	Sample Date	Analyte	Result (μg/m³)	Validation Qualifier	Laboratory Qualifiers	Method Detection Limit (μg/m³)	Reporting Detection Limit (μg/m³)	Sample Type
SG-VI-0714-14-16	9/9/2024	Tetrachloroethene	16	J		4.2	13	F
SG-VI-0714-14-16	9/9/2024	m,p-Xylene	32	J		2.9	16	F
SG-VI-0714-14-16	9/9/2024	Carbon tetrachloride	< 2.0		U	2.0	12	F
SG-VI-0714-14-16	9/9/2024	2-Hexanone	< 6.1		U	6.1	31	F
SG-VI-0714-14-16	9/9/2024	Chloroform	< 1.8		U	1.8	9.2	F
SG-VI-0714-14-16	9/9/2024	Benzene	140			1.0	6.0	F
SG-VI-0714-14-16	9/9/2024	1,1,1-Trichloroethane	< 2.5	U	J	2.0	10	F
SG-VI-0714-14-16	9/9/2024	Vinyl chloride	1200			2.2	4.8	F
SG-VI-0714-14-16	9/9/2024	2-Butanone	72	J		4.1	22	F
SG-VI-0714-14-16	9/9/2024	Trichloroethene	2300			1.5	10	F
SG-VI-0714-14-16	9/9/2024	Naphthalene	< 1.2	U	J	0.97	20	F
SG-VI-0714-14-16	9/9/2024	o-Xylene	13	J		2.9	8.2	F
SG-VI-0715-4-6	9/16/2024	Ethylbenzene	74			0.20	1.3	F
SG-VI-0715-4-6	9/16/2024	1,2-Dichloroethane	< 0.087		U	0.087	1.2	F
SG-VI-0715-4-6	9/16/2024	Toluene	140			0.13	1.2	F
SG-VI-0715-4-6	9/16/2024	Tetrachloroethene	< 0.21		U	0.21	2.1	F
SG-VI-0715-4-6	9/16/2024	m,p-Xylene	76			0.22	1.3	F
SG-VI-0715-4-6	9/16/2024	Carbon tetrachloride	< 0.19		U	0.19	1.9	F
SG-VI-0715-4-6	9/16/2024	2-Hexanone	< 0.59		U	0.59	6.3	F
SG-VI-0715-4-6	9/16/2024	Chloroform	< 0.12		U	0.12	1.5	F
SG-VI-0715-4-6	9/16/2024	Benzene	67			0.12	3.9	F
SG-VI-0715-4-6	9/16/2024	1,1,1-Trichloroethane	< 0.11		U	0.11	1.7	F
SG-VI-0715-4-6	9/16/2024	Vinyl chloride	< 0.062		U	0.062	0.78	F
SG-VI-0715-4-6	9/16/2024	2-Butanone	40			0.22	4.5	F
SG-VI-0715-4-6	9/16/2024	Trichloroethene	< 0.18		U	0.18	1.6	F
SG-VI-0715-4-6	9/16/2024	Naphthalene	4.3			0.096	3.2	F
SG-VI-0715-4-6	9/16/2024	o-Xylene	31			0.13	1.3	F
SG-VI-0715-4-6	9/16/2024	Ethylbenzene	78			0.30	2.0	D

Table B-11. Area 7 Results—VOCs (continued)

Sample ID	Sample Date	Analyte	Result (μg/m³)	Validation Qualifier	Laboratory Qualifiers	Method Detection Limit (μg/m³)	Reporting Detection Limit (μg/m³)	Sample Type
SG-VI-0715-4-6	9/16/2024	1,2-Dichloroethane	< 0.13		U	0.13	1.9	D
SG-VI-0715-4-6	9/16/2024	Toluene	140			0.20	1.8	D
SG-VI-0715-4-6	9/16/2024	Tetrachloroethene	< 0.33		U	0.33	3.2	D
SG-VI-0715-4-6	9/16/2024	m,p-Xylene	78			0.33	2.0	D
SG-VI-0715-4-6	9/16/2024	Carbon tetrachloride	< 0.29		U	0.29	2.9	D
SG-VI-0715-4-6	9/16/2024	2-Hexanone	< 0.90		U	0.90	9.6	D
SG-VI-0715-4-6	9/16/2024	Chloroform	< 0.18		U	0.18	2.3	D
SG-VI-0715-4-6	9/16/2024	Benzene	70			0.18	6.0	D
SG-VI-0715-4-6	9/16/2024	1,1,1-Trichloroethane	< 0.17		U	0.17	2.6	D
SG-VI-0715-4-6	9/16/2024	Vinyl chloride	< 0.095		U	0.095	1.2	D
SG-VI-0715-4-6	9/16/2024	2-Butanone	42			0.34	6.9	D
SG-VI-0715-4-6	9/16/2024	Trichloroethene	< 0.28		U	0.28	2.5	D
SG-VI-0715-4-6	9/16/2024	Naphthalene	5.1			0.15	4.9	D
SG-VI-0715-4-6	9/16/2024	o-Xylene	30			0.19	2.0	D
SG-VI-0715-7-9	9/16/2024	Ethylbenzene	87	J		0.44	2.9	F
SG-VI-0715-7-9	9/16/2024	1,2-Dichloroethane	< 0.19		U	0.19	2.7	F
SG-VI-0715-7-9	9/16/2024	Toluene	190			0.29	2.5	F
SG-VI-0715-7-9	9/16/2024	Tetrachloroethene	< 2.6	U	J	0.47	4.6	F
SG-VI-0715-7-9	9/16/2024	m,p-Xylene	82			0.48	2.9	F
SG-VI-0715-7-9	9/16/2024	Carbon tetrachloride	< 0.41		U	0.41	4.2	F
SG-VI-0715-7-9	9/16/2024	2-Hexanone	< 1.3		U	1.3	14	F
SG-VI-0715-7-9	9/16/2024	Chloroform	< 0.26		U	0.26	3.3	F
SG-VI-0715-7-9	9/16/2024	Benzene	110			0.26	8.6	F
SG-VI-0715-7-9	9/16/2024	1,1,1-Trichloroethane	1.6		J	0.25	3.7	F
SG-VI-0715-7-9	9/16/2024	Vinyl chloride	560			0.14	1.7	F
SG-VI-0715-7-9	9/16/2024	2-Butanone	58			0.49	10	F
SG-VI-0715-7-9	9/16/2024	Trichloroethene	190			0.40	3.6	F
SG-VI-0715-7-9	9/16/2024	Naphthalene	< 3.2	U	J	0.21	7.1	F

Table B-11. Area 7 Results—VOCs (continued)

Sample ID	Sample Date	Analyte	Result (μg/m³)	Validation Qualifier	Laboratory Qualifiers	Method Detection Limit (μg/m³)	Reporting Detection Limit (μg/m³)	Sample Type
SG-VI-0715-7-9	9/16/2024	o-Xylene	34			0.28	2.9	F
SG-VI-0716-4-6	9/16/2024	Ethylbenzene	52			0.66	4.4	F
SG-VI-0716-4-6	9/16/2024	1,2-Dichloroethane	< 0.29		U	0.29	4.1	F
SG-VI-0716-4-6	9/16/2024	Toluene	140			0.43	3.8	F
SG-VI-0716-4-6	9/16/2024	Tetrachloroethene	< 0.70		U	0.70	6.8	F
SG-VI-0716-4-6	9/16/2024	m,p-Xylene	46			0.72	4.4	F
SG-VI-0716-4-6	9/16/2024	Carbon tetrachloride	< 0.62		U	0.62	6.4	F
SG-VI-0716-4-6	9/16/2024	2-Hexanone	< 2.0		U	2.0	21	F
SG-VI-0716-4-6	9/16/2024	Chloroform	< 0.39		U	0.39	4.9	F
SG-VI-0716-4-6	9/16/2024	Benzene	100			0.39	13	F
SG-VI-0716-4-6	9/16/2024	1,1,1-Trichloroethane	< 0.37		U	0.37	5.5	F
SG-VI-0716-4-6	9/16/2024	Vinyl chloride	< 0.20		U	0.20	2.6	F
SG-VI-0716-4-6	9/16/2024	2-Butanone	38			0.74	15	F
SG-VI-0716-4-6	9/16/2024	Trichloroethene	< 0.59		U	0.59	5.4	F
SG-VI-0716-4-6	9/16/2024	Naphthalene	3.1		J	0.32	10	F
SG-VI-0716-4-6	9/16/2024	o-Xylene	16			0.42	4.4	F
SG-VI-0716-7-9	9/16/2024	Ethylbenzene	100			0.66	4.4	F
SG-VI-0716-7-9	9/16/2024	1,2-Dichloroethane	< 0.29		U	0.29	4.1	F
SG-VI-0716-7-9	9/16/2024	Toluene	220			0.43	3.8	F
SG-VI-0716-7-9	9/16/2024	Tetrachloroethene	< 0.71		U	0.71	6.9	F
SG-VI-0716-7-9	9/16/2024	m,p-Xylene	99			0.73	4.4	F
SG-VI-0716-7-9	9/16/2024	Carbon tetrachloride	< 0.62		U	0.62	6.4	F
SG-VI-0716-7-9	9/16/2024	2-Hexanone	< 2.0		U	2.0	21	F
SG-VI-0716-7-9	9/16/2024	Chloroform	< 0.39		U	0.39	5.0	F
SG-VI-0716-7-9	9/16/2024	Benzene	140			0.40	13	F
SG-VI-0716-7-9	9/16/2024	1,1,1-Trichloroethane	< 0.38		U	0.38	5.6	F
SG-VI-0716-7-9	9/16/2024	Vinyl chloride	< 0.21		U	0.21	2.6	F
SG-VI-0716-7-9	9/16/2024	2-Butanone	120			0.75	15	F

Table B-11. Area 7 Results—VOCs (continued)

Sample ID	Sample Date	Analyte	Result (μg/m³)	Validation Qualifier	Laboratory Qualifiers	Method Detection Limit (μg/m³)	Reporting Detection Limit (μg/m³)	Sample Type
SG-VI-0716-7-9	9/16/2024	Trichloroethene	< 0.60		U	0.60	5.5	F
SG-VI-0716-7-9	9/16/2024	Naphthalene	4.3		J	0.32	11	F
SG-VI-0716-7-9	9/16/2024	o-Xylene	37			0.42	4.4	F
SG-VI-0717-4-6	9/16/2024	Ethylbenzene	93			0.41	2.8	F
SG-VI-0717-4-6	9/16/2024	1,2-Dichloroethane	< 0.18		U	0.18	2.6	F
SG-VI-0717-4-6	9/16/2024	Toluene	250			0.27	2.4	F
SG-VI-0717-4-6	9/16/2024	Tetrachloroethene	< 0.44		U	0.44	4.3	F
SG-VI-0717-4-6	9/16/2024	m,p-Xylene	84			0.46	2.8	F
SG-VI-0717-4-6	9/16/2024	Carbon tetrachloride	< 0.39		U	0.39	4.0	F
SG-VI-0717-4-6	9/16/2024	2-Hexanone	< 1.2		U	1.2	13	F
SG-VI-0717-4-6	9/16/2024	Chloroform	< 0.24		U	0.24	3.1	F
SG-VI-0717-4-6	9/16/2024	Benzene	180			0.25	8.2	F
SG-VI-0717-4-6	9/16/2024	1,1,1-Trichloroethane	< 0.23		U	0.23	3.5	F
SG-VI-0717-4-6	9/16/2024	Vinyl chloride	< 0.13		U	0.13	1.6	F
SG-VI-0717-4-6	9/16/2024	2-Butanone	53			0.47	9.4	F
SG-VI-0717-4-6	9/16/2024	Trichloroethene	< 0.38		U	0.38	3.4	F
SG-VI-0717-4-6	9/16/2024	Naphthalene	2.1		J	0.20	6.7	F
SG-VI-0717-4-6	9/16/2024	o-Xylene	35			0.26	2.8	F
SG-VI-0718-4-6	9/17/2024	Ethylbenzene	18			0.14	0.92	F
SG-VI-0718-4-6	9/17/2024	1,2-Dichloroethane	< 0.060		U	0.060	0.85	F
SG-VI-0718-4-6	9/17/2024	Toluene	43			0.090	0.80	F
SG-VI-0718-4-6	9/17/2024	Tetrachloroethene	< 0.18	U	J	0.15	1.4	F
SG-VI-0718-4-6	9/17/2024	m,p-Xylene	15			0.15	0.92	F
SG-VI-0718-4-6	9/17/2024	Carbon tetrachloride	< 0.13		U	0.13	1.3	F
SG-VI-0718-4-6	9/17/2024	2-Hexanone	< 0.41		U	0.41	4.3	F
SG-VI-0718-4-6	9/17/2024	Chloroform	< 0.081		U	0.081	1.0	F
SG-VI-0718-4-6	9/17/2024	Benzene	34			0.082	2.7	F
SG-VI-0718-4-6	9/17/2024	1,1,1-Trichloroethane	< 0.23	U	J	0.078	1.2	F

Table B-11. Area 7 Results—VOCs (continued)

Sample ID	Sample Date	Analyte	Result (μg/m³)	Validation Qualifier	Laboratory Qualifiers	Method Detection Limit (μg/m³)	Reporting Detection Limit (μg/m³)	Sample Type
SG-VI-0718-4-6	9/17/2024	Vinyl chloride	< 0.043		U	0.043	0.54	F
SG-VI-0718-4-6	9/17/2024	2-Butanone	24			0.15	3.1	F
SG-VI-0718-4-6	9/17/2024	Trichloroethene	< 0.12		U	0.12	1.1	F
SG-VI-0718-4-6	9/17/2024	Naphthalene	1.7		J	0.066	2.2	F
SG-VI-0718-4-6	9/17/2024	o-Xylene	6.0			0.088	0.92	F
SG-VI-0718-9-11	9/17/2024	Ethylbenzene	32			0.13	0.88	F
SG-VI-0718-9-11	9/17/2024	1,2-Dichloroethane	< 0.057		U	0.057	0.82	F
SG-VI-0718-9-11	9/17/2024	Toluene	73			0.086	0.76	F
SG-VI-0718-9-11	9/17/2024	Tetrachloroethene	< 0.55	U	J	0.14	1.4	F
SG-VI-0718-9-11	9/17/2024	m,p-Xylene	29			0.14	0.88	F
SG-VI-0718-9-11	9/17/2024	Carbon tetrachloride	< 0.20	U	J	0.12	1.3	F
SG-VI-0718-9-11	9/17/2024	2-Hexanone	1.8		J	0.39	4.1	F
SG-VI-0718-9-11	9/17/2024	Chloroform	< 0.078		U	0.078	0.99	F
SG-VI-0718-9-11	9/17/2024	Benzene	49			0.079	2.6	F
SG-VI-0718-9-11	9/17/2024	1,1,1-Trichloroethane	68			0.074	1.1	F
SG-VI-0718-9-11	9/17/2024	Vinyl chloride	2.9	J		0.041	0.52	F
SG-VI-0718-9-11	9/17/2024	2-Butanone	47			0.15	3.0	F
SG-VI-0718-9-11	9/17/2024	Trichloroethene	14			0.12	1.1	F
SG-VI-0718-9-11	9/17/2024	Naphthalene	1.2		J	0.064	2.1	F
SG-VI-0718-9-11	9/17/2024	o-Xylene	12			0.084	0.88	F
SG-VI-0719-4-6	9/17/2024	Ethylbenzene	49			0.32	2.1	F
SG-VI-0719-4-6	9/17/2024	1,2-Dichloroethane	< 0.14		U	0.14	2.0	F
SG-VI-0719-4-6	9/17/2024	Toluene	120			0.20	1.8	F
SG-VI-0719-4-6	9/17/2024	Tetrachloroethene	< 0.34		U	0.34	3.3	F
SG-VI-0719-4-6	9/17/2024	m,p-Xylene	50			0.35	2.1	F
SG-VI-0719-4-6	9/17/2024	Carbon tetrachloride	< 0.30		U	0.30	3.0	F
SG-VI-0719-4-6	9/17/2024	2-Hexanone	3.7		J	0.94	9.9	F
SG-VI-0719-4-6	9/17/2024	Chloroform	< 0.19		U	0.19	2.4	F

Table B-11. Area 7 Results—VOCs (continued)

Sample ID	Sample Date	Analyte	Result (μg/m³)	Validation Qualifier	Laboratory Qualifiers	Method Detection Limit (μg/m³)	Reporting Detection Limit (μg/m³)	Sample Type
SG-VI-0719-4-6	9/17/2024	Benzene	84			0.19	6.2	F
SG-VI-0719-4-6	9/17/2024	1,1,1-Trichloroethane	< 0.18		U	0.18	2.6	F
SG-VI-0719-4-6	9/17/2024	Vinyl chloride	< 0.099		U	0.099	1.2	F
SG-VI-0719-4-6	9/17/2024	2-Butanone	35			0.36	7.2	F
SG-VI-0719-4-6	9/17/2024	Trichloroethene	< 0.28		U	0.28	2.6	F
SG-VI-0719-4-6	9/17/2024	Naphthalene	9.3			0.15	5.1	F
SG-VI-0719-4-6	9/17/2024	o-Xylene	21			0.20	2.1	F
SG-VI-0719-9-11	9/17/2024	Ethylbenzene	72			0.35	2.3	F
SG-VI-0719-9-11	9/17/2024	1,2-Dichloroethane	< 0.15		U	0.15	2.2	F
SG-VI-0719-9-11	9/17/2024	Toluene	170			0.23	2.0	F
SG-VI-0719-9-11	9/17/2024	Tetrachloroethene	< 0.56	U	J	0.37	3.6	F
SG-VI-0719-9-11	9/17/2024	m,p-Xylene	65			0.38	2.3	F
SG-VI-0719-9-11	9/17/2024	Carbon tetrachloride	< 0.33		U	0.33	3.4	F
SG-VI-0719-9-11	9/17/2024	2-Hexanone	< 2.1	U	J	1.0	11	F
SG-VI-0719-9-11	9/17/2024	Chloroform	< 0.21		U	0.21	2.6	F
SG-VI-0719-9-11	9/17/2024	Benzene	110			0.21	6.8	F
SG-VI-0719-9-11	9/17/2024	1,1,1-Trichloroethane	< 0.20		U	0.20	2.9	F
SG-VI-0719-9-11	9/17/2024	Vinyl chloride	18			0.11	1.4	F
SG-VI-0719-9-11	9/17/2024	2-Butanone	28			0.39	7.9	F
SG-VI-0719-9-11	9/17/2024	Trichloroethene	16	J		0.32	2.9	F
SG-VI-0719-9-11	9/17/2024	Naphthalene	3.4		J	0.17	5.6	F
SG-VI-0719-9-11	9/17/2024	o-Xylene	27			0.22	2.3	F
SG-VI-0719-12-14	9/17/2024	Ethylbenzene	61	J		0.33	2.2	F
SG-VI-0719-12-14	9/17/2024	1,2-Dichloroethane	< 0.14		U	0.14	2.0	F
SG-VI-0719-12-14	9/17/2024	Toluene	160			0.21	1.9	F
SG-VI-0719-12-14	9/17/2024	Tetrachloroethene	< 1.9	U	J	0.35	3.4	F
SG-VI-0719-12-14	9/17/2024	m,p-Xylene	56			0.36	2.2	F
SG-VI-0719-12-14	9/17/2024	Carbon tetrachloride	< 0.31		U	0.31	3.2	F

Table B-11. Area 7 Results—VOCs (continued)

Sample ID	Sample Date	Analyte	Result (μg/m³)	Validation Qualifier	Laboratory Qualifiers	Method Detection Limit (μg/m³)	Reporting Detection Limit (μg/m³)	Sample Type
SG-VI-0719-12-14	9/17/2024	2-Hexanone	< 2.4	U	J	0.97	10	F
SG-VI-0719-12-14	9/17/2024	Chloroform	< 0.19		U	0.19	2.5	F
SG-VI-0719-12-14	9/17/2024	Benzene	150			0.20	6.4	F
SG-VI-0719-12-14	9/17/2024	1,1,1-Trichloroethane	< 0.18		U	0.18	2.8	F
SG-VI-0719-12-14	9/17/2024	Vinyl chloride	99			0.10	1.3	F
SG-VI-0719-12-14	9/17/2024	2-Butanone	49			0.37	7.4	F
SG-VI-0719-12-14	9/17/2024	Trichloroethene	290			0.30	2.7	F
SG-VI-0719-12-14	9/17/2024	Naphthalene	4.8		J	0.16	5.3	F
SG-VI-0719-12-14	9/17/2024	o-Xylene	23			0.21	2.2	F
SG-VI-0720-4-6	9/18/2024	Ethylbenzene	100			0.40	2.7	F
SG-VI-0720-4-6	9/18/2024	1,2-Dichloroethane	< 0.18		U	0.18	2.5	F
SG-VI-0720-4-6	9/18/2024	Toluene	220			0.26	2.3	F
SG-VI-0720-4-6	9/18/2024	Tetrachloroethene	< 2.2	U	J	0.43	4.2	F
SG-VI-0720-4-6	9/18/2024	m,p-Xylene	97			0.44	2.7	F
SG-VI-0720-4-6	9/18/2024	Carbon tetrachloride	< 0.38		U	0.38	3.9	F
SG-VI-0720-4-6	9/18/2024	2-Hexanone	4.5		J	1.2	13	F
SG-VI-0720-4-6	9/18/2024	Chloroform	< 0.24		U	0.24	3.0	F
SG-VI-0720-4-6	9/18/2024	Benzene	150			0.24	7.9	F
SG-VI-0720-4-6	9/18/2024	1,1,1-Trichloroethane	< 0.23		U	0.23	3.4	F
SG-VI-0720-4-6	9/18/2024	Vinyl chloride	< 0.13		U	0.13	1.6	F
SG-VI-0720-4-6	9/18/2024	2-Butanone	57			0.46	9.2	F
SG-VI-0720-4-6	9/18/2024	Trichloroethene	< 0.37		U	0.37	3.3	F
SG-VI-0720-4-6	9/18/2024	Naphthalene	1.7		J	0.20	6.5	F
SG-VI-0720-4-6	9/18/2024	o-Xylene	37			0.26	2.7	F
SG-VI-0720-6-8	9/18/2024	Ethylbenzene	57			0.29	2.0	F
SG-VI-0720-6-8	9/18/2024	1,2-Dichloroethane	< 0.13		U	0.13	1.8	F
SG-VI-0720-6-8	9/18/2024	Toluene	150			0.19	1.7	F
SG-VI-0720-6-8	9/18/2024	Tetrachloroethene	< 0.50	U	J	0.31	3.0	F

Table B-11. Area 7 Results—VOCs (continued)

Sample ID	Sample Date	Analyte	Result (μg/m³)	Validation Qualifier	Laboratory Qualifiers	Method Detection Limit (μg/m³)	Reporting Detection Limit (μg/m³)	Sample Type
SG-VI-0720-6-8	9/18/2024	m,p-Xylene	50			0.32	2.0	F
SG-VI-0720-6-8	9/18/2024	Carbon tetrachloride	< 0.48	U	J	0.28	2.8	F
SG-VI-0720-6-8	9/18/2024	2-Hexanone	< 2.4	U	J	0.87	9.2	F
SG-VI-0720-6-8	9/18/2024	Chloroform	< 0.17		U	0.17	2.2	F
SG-VI-0720-6-8	9/18/2024	Benzene	100			0.18	5.8	F
SG-VI-0720-6-8	9/18/2024	1,1,1-Trichloroethane	< 0.16		U	0.16	2.4	F
SG-VI-0720-6-8	9/18/2024	Vinyl chloride	< 0.092		U	0.092	1.2	F
SG-VI-0720-6-8	9/18/2024	2-Butanone	32			0.33	6.6	F
SG-VI-0720-6-8	9/18/2024	Trichloroethene	< 0.26		U	0.26	2.4	F
SG-VI-0720-6-8	9/18/2024	Naphthalene	0.72		J	0.14	4.7	F
SG-VI-0720-6-8	9/18/2024	o-Xylene	18			0.19	2.0	F
SG-VI-0720-6-8	9/18/2024	Ethylbenzene	62			0.60	4.0	D
SG-VI-0720-6-8	9/18/2024	1,2-Dichloroethane	< 0.26		U	0.26	3.7	D
SG-VI-0720-6-8	9/18/2024	Toluene	160			0.39	3.5	D
SG-VI-0720-6-8	9/18/2024	Tetrachloroethene	< 0.64		U	0.64	6.3	D
SG-VI-0720-6-8	9/18/2024	m,p-Xylene	54			0.66	4.0	D
SG-VI-0720-6-8	9/18/2024	Carbon tetrachloride	< 0.56		U	0.56	5.8	D
SG-VI-0720-6-8	9/18/2024	2-Hexanone	< 1.8		U	1.8	19	D
SG-VI-0720-6-8	9/18/2024	Chloroform	< 0.36		U	0.36	4.5	D
SG-VI-0720-6-8	9/18/2024	Benzene	100			0.36	12	D
SG-VI-0720-6-8	9/18/2024	1,1,1-Trichloroethane	< 0.34		U	0.34	5.0	D
SG-VI-0720-6-8	9/18/2024	Vinyl chloride	< 0.19		U	0.19	2.4	D
SG-VI-0720-6-8	9/18/2024	2-Butanone	27			0.68	14	D
SG-VI-0720-6-8	9/18/2024	Trichloroethene	< 0.54		U	0.54	5.0	D
SG-VI-0720-6-8	9/18/2024	Naphthalene	2.0		J	0.29	9.7	D
SG-VI-0720-6-8	9/18/2024	o-Xylene	20			0.38	4.0	D
SG-VI-0721-4-6	9/23/2024	Ethylbenzene	47	J		0.29	2.0	F
SG-VI-0721-4-6	9/23/2024	1,2-Dichloroethane	< 0.42		U	0.42	1.8	F

Table B-11. Area 7 Results—VOCs (continued)

Sample ID	Sample Date	Analyte	Result (μg/m³)	Validation Qualifier	Laboratory Qualifiers	Method Detection Limit (μg/m³)	Reporting Detection Limit (μg/m³)	Sample Type
SG-VI-0721-4-6	9/23/2024	Toluene	110			0.45	1.7	F
SG-VI-0721-4-6	9/23/2024	Tetrachloroethene	< 0.89		U	0.89	3.1	F
SG-VI-0721-4-6	9/23/2024	m,p-Xylene	42			0.30	2.0	F
SG-VI-0721-4-6	9/23/2024	Carbon tetrachloride	< 2.0		U	2.0	2.9	F
SG-VI-0721-4-6	9/23/2024	2-Hexanone	< 3.0	U	J	1.1	9.3	F
SG-VI-0721-4-6	9/23/2024	Chloroform	< 0.40		U	0.40	2.2	F
SG-VI-0721-4-6	9/23/2024	Benzene	83	J		0.59	5.8	F
SG-VI-0721-4-6	9/23/2024	1,1,1-Trichloroethane	< 0.87		U	0.87	2.5	F
SG-VI-0721-4-6	9/23/2024	Vinyl chloride	< 0.30		U	0.30	1.2	F
SG-VI-0721-4-6	9/23/2024	2-Butanone	49			0.95	6.7	F
SG-VI-0721-4-6	9/23/2024	Trichloroethene	< 0.85	U	J	0.42	2.4	F
SG-VI-0721-4-6	9/23/2024	Naphthalene	2.1		J	0.26	4.8	F
SG-VI-0721-4-6	9/23/2024	o-Xylene	21			0.28	2.0	F
SG-VI-0721-9-11	9/23/2024	Ethylbenzene	3.2	J		0.12	0.82	F
SG-VI-0721-9-11	9/23/2024	1,2-Dichloroethane	< 0.17		U	0.17	0.76	F
SG-VI-0721-9-11	9/23/2024	Toluene	9.2			0.19	0.71	F
SG-VI-0721-9-11	9/23/2024	Tetrachloroethene	< 0.37		U	0.37	1.3	F
SG-VI-0721-9-11	9/23/2024	m,p-Xylene	3.4			0.12	0.82	F
SG-VI-0721-9-11	9/23/2024	Carbon tetrachloride	< 0.85		U	0.85	1.2	F
SG-VI-0721-9-11	9/23/2024	2-Hexanone	2.8		J	0.46	3.9	F
SG-VI-0721-9-11	9/23/2024	Chloroform	< 0.17		U	0.17	0.92	F
SG-VI-0721-9-11	9/23/2024	Benzene	< 5.1	U		0.24	2.4	F
SG-VI-0721-9-11	9/23/2024	1,1,1-Trichloroethane	< 0.36		U	0.36	1.0	F
SG-VI-0721-9-11	9/23/2024	Vinyl chloride	< 0.12		U	0.12	0.48	F
SG-VI-0721-9-11	9/23/2024	2-Butanone	20			0.39	2.8	F
SG-VI-0721-9-11	9/23/2024	Trichloroethene	< 0.17		U	0.17	1.0	F
SG-VI-0721-9-11	9/23/2024	Naphthalene	2.4	J		0.11	2.0	F
SG-VI-0721-9-11	9/23/2024	o-Xylene	1.5	J		0.12	0.82	F

Table B-11. Area 7 Results—VOCs (continued)

Sample ID	Sample Date	Analyte	Result (μg/m³)	Validation Qualifier	Laboratory Qualifiers	Method Detection Limit (μg/m³)	Reporting Detection Limit (μg/m³)	Sample Type
SG-VI-0721-12-14	9/23/2024	Ethylbenzene	7.5	J		0.60	4.1	F
SG-VI-0721-12-14	9/23/2024	1,2-Dichloroethane	< 0.87		U	0.87	3.8	F
SG-VI-0721-12-14	9/23/2024	Toluene	39			0.93	3.6	F
SG-VI-0721-12-14	9/23/2024	Tetrachloroethene	< 1.8		U	1.8	6.4	F
SG-VI-0721-12-14	9/23/2024	m,p-Xylene	8.2	J		0.62	4.1	F
SG-VI-0721-12-14	9/23/2024	Carbon tetrachloride	< 4.2		U	4.2	5.9	F
SG-VI-0721-12-14	9/23/2024	2-Hexanone	< 4.3	U	J	2.3	19	F
SG-VI-0721-12-14	9/23/2024	Chloroform	< 0.84		U	0.84	4.6	F
SG-VI-0721-12-14	9/23/2024	Benzene	< 35	U		1.2	12	F
SG-VI-0721-12-14	9/23/2024	1,1,1-Trichloroethane	< 1.8		U	1.8	5.2	F
SG-VI-0721-12-14	9/23/2024	Vinyl chloride	11	J		0.62	2.4	F
SG-VI-0721-12-14	9/23/2024	2-Butanone	36	J		2.0	14	F
SG-VI-0721-12-14	9/23/2024	Trichloroethene	< 1.5	U	J	0.87	5.1	F
SG-VI-0721-12-14	9/23/2024	Naphthalene	< 0.76	U	J	0.54	9.9	F
SG-VI-0721-12-14	9/23/2024	o-Xylene	2.6		J	0.59	4.1	F
SG-VI-0722-4-6	9/24/2024	Ethylbenzene	19	J		0.12	0.83	F
SG-VI-0722-4-6	9/24/2024	1,2-Dichloroethane	< 0.18		U	0.18	0.77	F
SG-VI-0722-4-6	9/24/2024	Toluene	50			0.19	0.72	F
SG-VI-0722-4-6	9/24/2024	Tetrachloroethene	< 0.37		U	0.37	1.3	F
SG-VI-0722-4-6	9/24/2024	m,p-Xylene	28			0.12	0.83	F
SG-VI-0722-4-6	9/24/2024	Carbon tetrachloride	< 0.86		U	0.86	1.2	F
SG-VI-0722-4-6	9/24/2024	2-Hexanone	< 1.2	U	J	0.47	3.9	F
SG-VI-0722-4-6	9/24/2024	Chloroform	< 0.17		U	0.17	0.93	F
SG-VI-0722-4-6	9/24/2024	Benzene	22	J		0.25	2.4	F
SG-VI-0722-4-6	9/24/2024	1,1,1-Trichloroethane	< 0.36		U	0.36	1.0	F
SG-VI-0722-4-6	9/24/2024	Vinyl chloride	< 0.12		U	0.12	0.49	F
SG-VI-0722-4-6	9/24/2024	2-Butanone	17			0.40	2.8	F
SG-VI-0722-4-6	9/24/2024	Trichloroethene	< 0.18		U	0.18	1.0	F

Table B-11. Area 7 Results—VOCs (continued)

Sample ID	Sample Date	Analyte	Result (μg/m³)	Validation Qualifier	Laboratory Qualifiers	Method Detection Limit (μg/m³)	Reporting Detection Limit (μg/m³)	Sample Type
SG-VI-0722-4-6	9/24/2024	Naphthalene	1.2		J	0.11	2.0	F
SG-VI-0722-4-6	9/24/2024	o-Xylene	13			0.12	0.83	F
SG-VI-0722-9-11	9/24/2024	Ethylbenzene	15	J		0.25	1.7	F
SG-VI-0722-9-11	9/24/2024	1,2-Dichloroethane	< 0.36		U	0.36	1.6	F
SG-VI-0722-9-11	9/24/2024	Toluene	56			0.39	1.5	F
SG-VI-0722-9-11	9/24/2024	Tetrachloroethene	< 0.77		U	0.77	2.6	F
SG-VI-0722-9-11	9/24/2024	m,p-Xylene	14			0.26	1.7	F
SG-VI-0722-9-11	9/24/2024	Carbon tetrachloride	< 1.8		U	1.8	2.5	F
SG-VI-0722-9-11	9/24/2024	2-Hexanone	< 2.0	U	J	0.96	8.0	F
SG-VI-0722-9-11	9/24/2024	Chloroform	< 0.35		U	0.35	1.9	F
SG-VI-0722-9-11	9/24/2024	Benzene	55	J		0.50	5.0	F
SG-VI-0722-9-11	9/24/2024	1,1,1-Trichloroethane	< 0.75		U	0.75	2.1	F
SG-VI-0722-9-11	9/24/2024	Vinyl chloride	< 0.26		U	0.26	1.0	F
SG-VI-0722-9-11	9/24/2024	2-Butanone	16	J		0.82	5.8	F
SG-VI-0722-9-11	9/24/2024	Trichloroethene	< 1.4	U	J	0.36	2.1	F
SG-VI-0722-9-11	9/24/2024	Naphthalene	< 0.28	U	J	0.22	4.1	F
SG-VI-0722-9-11	9/24/2024	o-Xylene	5.9			0.24	1.7	F
SG-VI-0722-12-14	9/24/2024	Ethylbenzene	22	J		0.52	3.6	F
SG-VI-0722-12-14	9/24/2024	1,2-Dichloroethane	< 0.76		U	0.76	3.3	F
SG-VI-0722-12-14	9/24/2024	Toluene	74			0.81	3.1	F
SG-VI-0722-12-14	9/24/2024	Tetrachloroethene	< 1.6		U	1.6	5.6	F
SG-VI-0722-12-14	9/24/2024	m,p-Xylene	24			0.54	3.6	F
SG-VI-0722-12-14	9/24/2024	Carbon tetrachloride	< 3.7		U	3.7	5.2	F
SG-VI-0722-12-14	9/24/2024	2-Hexanone	< 3.5	U	J	2.0	17	F
SG-VI-0722-12-14	9/24/2024	Chloroform	< 0.73		U	0.73	4.0	F
SG-VI-0722-12-14	9/24/2024	Benzene	64	J		1.1	10	F
SG-VI-0722-12-14	9/24/2024	1,1,1-Trichloroethane	< 1.6		U	1.6	4.5	F
SG-VI-0722-12-14	9/24/2024	Vinyl chloride	< 0.54		U	0.54	2.1	F

Table B-11. Area 7 Results—VOCs (continued)

Sample ID	Sample Date	Analyte	Result (μg/m³)	Validation Qualifier	Laboratory Qualifiers	Method Detection Limit (μg/m³)	Reporting Detection Limit (μg/m³)	Sample Type
SG-VI-0722-12-14	9/24/2024	2-Butanone	20			1.7	12	F
SG-VI-0722-12-14	9/24/2024	Trichloroethene	4.8	J		0.76	4.4	F
SG-VI-0722-12-14	9/24/2024	Naphthalene	< 0.79	U	J	0.47	8.6	F
SG-VI-0722-12-14	9/24/2024	o-Xylene	11			0.51	3.6	F
SG-VI-0723-4-6	9/25/2024	Ethylbenzene	83	J		0.25	1.7	F
SG-VI-0723-4-6	9/25/2024	1,2-Dichloroethane	< 0.36		U	0.36	1.6	F
SG-VI-0723-4-6	9/25/2024	Toluene	200	J		0.39	1.5	F
SG-VI-0723-4-6	9/25/2024	Tetrachloroethene	< 0.76		U	0.76	2.6	F
SG-VI-0723-4-6	9/25/2024	m,p-Xylene	75			0.26	1.7	F
SG-VI-0723-4-6	9/25/2024	Carbon tetrachloride	< 1.8		U	1.8	2.5	F
SG-VI-0723-4-6	9/25/2024	2-Hexanone	< 2.8	U	J	0.96	8.0	F
SG-VI-0723-4-6	9/25/2024	Chloroform	< 0.35		U	0.35	1.9	F
SG-VI-0723-4-6	9/25/2024	Benzene	110	J		0.50	5.0	F
SG-VI-0723-4-6	9/25/2024	1,1,1-Trichloroethane	< 0.75		U	0.75	2.1	F
SG-VI-0723-4-6	9/25/2024	Vinyl chloride	< 0.26		U	0.26	1.0	F
SG-VI-0723-4-6	9/25/2024	2-Butanone	60			0.82	5.8	F
SG-VI-0723-4-6	9/25/2024	Trichloroethene	< 0.36		U	0.36	2.1	F
SG-VI-0723-4-6	9/25/2024	Naphthalene	6.3	J		0.22	4.1	F
SG-VI-0723-4-6	9/25/2024	o-Xylene	33			0.24	1.7	F
SG-VI-0723-4-6	9/25/2024	Ethylbenzene	69	J		0.12	0.86	D
SG-VI-0723-4-6	9/25/2024	1,2-Dichloroethane	< 0.18		U	0.18	0.80	D
SG-VI-0723-4-6	9/25/2024	Toluene	160	J		0.20	0.74	D
SG-VI-0723-4-6	9/25/2024	Tetrachloroethene	< 0.38		U	0.38	1.3	D
SG-VI-0723-4-6	9/25/2024	m,p-Xylene	66			0.13	0.86	D
SG-VI-0723-4-6	9/25/2024	Carbon tetrachloride	< 0.89		U	0.89	1.2	D
SG-VI-0723-4-6	9/25/2024	2-Hexanone	< 2.7	U	J	0.48	4.0	D
SG-VI-0723-4-6	9/25/2024	Chloroform	< 0.17		U	0.17	0.96	D
SG-VI-0723-4-6	9/25/2024	Benzene	84	J		0.25	2.5	D

Table B-11. Area 7 Results—VOCs (continued)

Sample ID	Sample Date	Analyte	Result (μg/m³)	Validation Qualifier	Laboratory Qualifiers	Method Detection Limit (μg/m³)	Reporting Detection Limit (μg/m³)	Sample Type
SG-VI-0723-4-6	9/25/2024	1,1,1-Trichloroethane	< 0.38		U	0.38	1.1	D
SG-VI-0723-4-6	9/25/2024	Vinyl chloride	< 0.13		U	0.13	0.50	D
SG-VI-0723-4-6	9/25/2024	2-Butanone	68			0.41	2.9	D
SG-VI-0723-4-6	9/25/2024	Trichloroethene	< 0.18		U	0.18	1.0	D
SG-VI-0723-4-6	9/25/2024	Naphthalene	4.9	J		0.11	2.1	D
SG-VI-0723-4-6	9/25/2024	o-Xylene	28			0.12	0.86	D
SG-VI-0723-9-11	9/25/2024	Ethylbenzene	88	J		1.1	7.3	F
SG-VI-0723-9-11	9/25/2024	1,2-Dichloroethane	< 1.6		U	1.6	6.8	F
SG-VI-0723-9-11	9/25/2024	Toluene	220			1.7	6.4	F
SG-VI-0723-9-11	9/25/2024	Tetrachloroethene	< 3.3		U	3.3	11	F
SG-VI-0723-9-11	9/25/2024	m,p-Xylene	67			1.1	7.3	F
SG-VI-0723-9-11	9/25/2024	Carbon tetrachloride	< 7.6		U	7.6	11	F
SG-VI-0723-9-11	9/25/2024	2-Hexanone	< 4.2		U	4.2	35	F
SG-VI-0723-9-11	9/25/2024	Chloroform	< 1.5		U	1.5	8.2	F
SG-VI-0723-9-11	9/25/2024	Benzene	170	J		2.2	22	F
SG-VI-0723-9-11	9/25/2024	1,1,1-Trichloroethane	< 3.2		U	3.2	9.2	F
SG-VI-0723-9-11	9/25/2024	Vinyl chloride	< 1.1		U	1.1	4.3	F
SG-VI-0723-9-11	9/25/2024	2-Butanone	36	J		3.5	25	F
SG-VI-0723-9-11	9/25/2024	Trichloroethene	< 1.6		U	1.6	9.1	F
SG-VI-0723-9-11	9/25/2024	Naphthalene	< 1.6	U	J	0.97	18	F
SG-VI-0723-9-11	9/25/2024	o-Xylene	29			1.0	7.3	F
SG-VI-0724-4-6	11/18/2024	Ethylbenzene	130			7.4	20	F
SG-VI-0724-4-6	11/18/2024	1,2-Dichloroethane	< 3.5		U	3.5	18	F
SG-VI-0724-4-6	11/18/2024	Toluene	460			3.7	34	F
SG-VI-0724-4-6	11/18/2024	Tetrachloroethene	< 10		U	10	31	F
SG-VI-0724-4-6	11/18/2024	m,p-Xylene	120			7.0	39	F
SG-VI-0724-4-6	11/18/2024	Carbon tetrachloride	< 4.9		U	4.9	28	F
SG-VI-0724-4-6	11/18/2024	2-Hexanone	< 14		U	14	74	F

Table B-11. Area 7 Results—VOCs (continued)

Sample ID	Sample Date	Analyte	Result (μg/m³)	Validation Qualifier	Laboratory Qualifiers	Method Detection Limit (μg/m³)	Reporting Detection Limit (μg/m³)	Sample Type
SG-VI-0724-4-6	11/18/2024	Chloroform	< 4.4		U	4.4	22	F
SG-VI-0724-4-6	11/18/2024	Benzene	370			2.5	14	F
SG-VI-0724-4-6	11/18/2024	1,1,1-Trichloroethane	< 4.9		U	4.9	25	F
SG-VI-0724-4-6	11/18/2024	Vinyl chloride	< 5.4		U	5.4	12	F
SG-VI-0724-4-6	11/18/2024	2-Butanone	28		J	9.8	53	F
SG-VI-0724-4-6	11/18/2024	Trichloroethene	< 3.6		U	3.6	24	F
SG-VI-0724-4-6	11/18/2024	Naphthalene	< 2.3		U	2.3	47	F
SG-VI-0724-4-6	11/18/2024	o-Xylene	47			6.9	20	F
SG-VI-0725-4-6	11/18/2024	Ethylbenzene	80			0.22	1.5	F
SG-VI-0725-4-6	11/18/2024	1,2-Dichloroethane	< 0.095		U	0.095	1.4	F
SG-VI-0725-4-6	11/18/2024	Toluene	210			0.14	1.3	F
SG-VI-0725-4-6	11/18/2024	Tetrachloroethene	< 0.32	U	J	0.23	2.3	F
SG-VI-0725-4-6	11/18/2024	m,p-Xylene	75			0.24	1.5	F
SG-VI-0725-4-6	11/18/2024	Carbon tetrachloride	< 0.21		U	0.21	2.1	F
SG-VI-0725-4-6	11/18/2024	2-Hexanone	< 0.65		U	0.65	6.9	F
SG-VI-0725-4-6	11/18/2024	Chloroform	< 0.13		U	0.13	1.6	F
SG-VI-0725-4-6	11/18/2024	Benzene	130			0.13	4.3	F
SG-VI-0725-4-6	11/18/2024	1,1,1-Trichloroethane	< 0.12		U	0.12	1.8	F
SG-VI-0725-4-6	11/18/2024	Vinyl chloride	< 0.069		U	0.069	0.86	F
SG-VI-0725-4-6	11/18/2024	2-Butanone	60			0.25	5.0	F
SG-VI-0725-4-6	11/18/2024	Trichloroethene	< 0.20		U	0.20	1.8	F
SG-VI-0725-4-6	11/18/2024	Naphthalene	2.6		J	0.11	3.5	F
SG-VI-0725-4-6	11/18/2024	o-Xylene	30			0.14	1.5	F
SG-VI-0725-4-6	11/18/2024	Ethylbenzene	69			0.22	1.5	D
SG-VI-0725-4-6	11/18/2024	1,2-Dichloroethane	< 0.096		U	0.096	1.4	D
SG-VI-0725-4-6	11/18/2024	Toluene	180			0.14	1.3	D
SG-VI-0725-4-6	11/18/2024	Tetrachloroethene	< 0.38	U	J	0.24	2.3	D
SG-VI-0725-4-6	11/18/2024	m,p-Xylene	65			0.24	1.5	D

Table B-11. Area 7 Results—VOCs (continued)

Sample ID	Sample Date	Analyte	Result (μg/m³)	Validation Qualifier	Laboratory Qualifiers	Method Detection Limit (μg/m³)	Reporting Detection Limit (μg/m³)	Sample Type
SG-VI-0725-4-6	11/18/2024	Carbon tetrachloride	< 0.21		U	0.21	2.1	D
SG-VI-0725-4-6	11/18/2024	2-Hexanone	< 0.66		U	0.66	6.9	D
SG-VI-0725-4-6	11/18/2024	Chloroform	< 0.13		U	0.13	1.6	D
SG-VI-0725-4-6	11/18/2024	Benzene	110			0.13	4.3	D
SG-VI-0725-4-6	11/18/2024	1,1,1-Trichloroethane	< 0.12		U	0.12	1.8	D
SG-VI-0725-4-6	11/18/2024	Vinyl chloride	< 0.069		U	0.069	0.87	D
SG-VI-0725-4-6	11/18/2024	2-Butanone	52			0.25	5.0	D
SG-VI-0725-4-6	11/18/2024	Trichloroethene	< 0.20		U	0.20	1.8	D
SG-VI-0725-4-6	11/18/2024	Naphthalene	2.6		J	0.11	3.6	D
SG-VI-0725-4-6	11/18/2024	o-Xylene	26			0.14	1.5	D
SG-VI-0725-8-10	11/18/2024	Ethylbenzene	13			0.26	1.7	F
SG-VI-0725-8-10	11/18/2024	1,2-Dichloroethane	< 0.11		U	0.11	1.6	F
SG-VI-0725-8-10	11/18/2024	Toluene	60			0.17	1.5	F
SG-VI-0725-8-10	11/18/2024	Tetrachloroethene	< 0.28		U	0.28	2.7	F
SG-VI-0725-8-10	11/18/2024	m,p-Xylene	13			0.28	1.7	F
SG-VI-0725-8-10	11/18/2024	Carbon tetrachloride	< 0.39	U	J	0.24	2.5	F
SG-VI-0725-8-10	11/18/2024	2-Hexanone	< 0.77		U	0.77	8.1	F
SG-VI-0725-8-10	11/18/2024	Chloroform	< 0.15		U	0.15	1.9	F
SG-VI-0725-8-10	11/18/2024	Benzene	46			0.16	5.1	F
SG-VI-0725-8-10	11/18/2024	1,1,1-Trichloroethane	< 0.15		U	0.15	2.2	F
SG-VI-0725-8-10	11/18/2024	Vinyl chloride	< 0.081		U	0.081	1.0	F
SG-VI-0725-8-10	11/18/2024	2-Butanone	5.1		J	0.29	5.8	F
SG-VI-0725-8-10	11/18/2024	Trichloroethene	< 1.8	U	J	0.23	2.1	F
SG-VI-0725-8-10	11/18/2024	Naphthalene	< 0.22	U	J	0.12	4.2	F
SG-VI-0725-8-10	11/18/2024	o-Xylene	5.0			0.16	1.7	F
SG-VI-0726-4-6	11/18/2024	Ethylbenzene	150			0.43	2.9	F
SG-VI-0726-4-6	11/18/2024	1,2-Dichloroethane	< 0.19		U	0.19	2.7	F
SG-VI-0726-4-6	11/18/2024	Toluene	520			0.28	2.5	F

Table B-11. Area 7 Results—VOCs (continued)

Sample ID	Sample Date	Analyte	Result (µg/m³)	Validation Qualifier	Laboratory Qualifiers	Method Detection Limit (µg/m³)	Reporting Detection Limit (µg/m³)	Sample Type
SG-VI-0726-4-6	11/18/2024	Tetrachloroethene	28	J		0.46	4.5	F
SG-VI-0726-4-6	11/18/2024	m,p-Xylene	120			0.47	2.9	F
SG-VI-0726-4-6	11/18/2024	Carbon tetrachloride	< 0.40		U	0.40	4.2	F
SG-VI-0726-4-6	11/18/2024	2-Hexanone	< 1.3		U	1.3	14	F
SG-VI-0726-4-6	11/18/2024	Chloroform	< 0.26		U	0.26	3.2	F
SG-VI-0726-4-6	11/18/2024	Benzene	380			0.26	8.4	F
SG-VI-0726-4-6	11/18/2024	1,1,1-Trichloroethane	< 0.40	U	J	0.24	3.6	F
SG-VI-0726-4-6	11/18/2024	Vinyl chloride	< 0.13		U	0.13	1.7	F
SG-VI-0726-4-6	11/18/2024	2-Butanone	160			0.48	9.8	F
SG-VI-0726-4-6	11/18/2024	Trichloroethene	12	J		0.39	3.6	F
SG-VI-0726-4-6	11/18/2024	Naphthalene	< 0.27	U	J	0.21	6.9	F
SG-VI-0726-4-6	11/18/2024	o-Xylene	41			0.27	2.9	F

Abbreviations:
D = duplicate sample
F = primary sample
J = estimated value
µg/m³ = micrograms per cubic meter
U = parameter analyzed for but not detected
VOC = volatile organic compound

Table B-12. Area 7 Results—Field Parameters

Sample ID	Sample Date	Parameter	Result	Units
SG-VI-0702-4-6	7/8/2024	Field oxygen	13.2	%vol
SG-VI-0702-4-6	7/8/2024	Lower explosive limit	4.0	%LEL
SG-VI-0702-4-6	7/8/2024	Photoionization detector	55.9	ppm
SG-VI-0702-4-6	8/20/2024	Field oxygen	14.2	%vol
SG-VI-0702-4-6	8/20/2024	Lower explosive limit	2	%LEL
SG-VI-0702-4-6	8/20/2024	Photoionization detector	37.3	ppm
SG-VI-0702-9-11	7/8/2024	Field oxygen	5.9	%vol
SG-VI-0702-9-11	7/8/2024	Lower explosive limit	100	%LEL
SG-VI-0702-9-11	7/8/2024	Photoionization detector	590.8	ppm
SG-VI-0702-9-11	8/20/2024	Field oxygen	1.8	%vol
SG-VI-0702-9-11	8/20/2024	Lower explosive limit	1000	%LEL
SG-VI-0702-9-11	8/20/2024	Photoionization detector	715.4	ppm
SG-VI-0702-12-14	8/20/2024	Field oxygen	10.4	%vol
SG-VI-0702-12-14	8/20/2024	Lower explosive limit	52	%LEL
SG-VI-0702-12-14	8/20/2024	Photoionization detector	473.6	ppm
SG-VI-0703-4-6	7/8/2024	Field oxygen	4.9	%vol
SG-VI-0703-4-6	7/8/2024	Lower explosive limit	1.0	%LEL
SG-VI-0703-4-6	7/8/2024	Photoionization detector	1.3	ppm
SG-VI-0703-4-6	8/20/2024	Field oxygen	3.7	%vol
SG-VI-0703-4-6	8/20/2024	Lower explosive limit	1.0	%LEL
SG-VI-0703-4-6	8/20/2024	Photoionization detector	1.2	ppm
SG-VI-0703-6-8	8/20/2024	Field oxygen	4.5	%vol
SG-VI-0703-6-8	8/20/2024	Lower explosive limit	7	%LEL
SG-VI-0703-6-8	8/20/2024	Photoionization detector	5.1	ppm
SG-VI-0704-4-6	7/9/2024	Field oxygen	13.7	%vol
SG-VI-0704-4-6	7/9/2024	Lower explosive limit	1	%LEL
SG-VI-0704-4-6	7/9/2024	Photoionization detector	0.5	ppm
SG-VI-0704-4-6	8/21/2024	Field oxygen	17.9	%vol
SG-VI-0704-4-6	8/21/2024	Lower explosive limit	8	%LEL

Table B-12. Area 7 Results—Field Parameters (continued)

Sample ID	Sample Date	Parameter	Result	Units
SG-VI-0704-4-6	8/21/2024	Photoionization detector	8.2	ppm
SG-VI-0705-4-6	7/9/2024	Field oxygen	11.8	%vol
SG-VI-0705-4-6	7/9/2024	Lower explosive limit	1	%LEL
SG-VI-0705-4-6	7/9/2024	Photoionization detector	2.5	ppm
SG-VI-0705-4-6	8/21/2024	Field oxygen	12.1	%vol
SG-VI-0705-4-6	8/21/2024	Lower explosive limit	2	%LEL
SG-VI-0705-4-6	8/21/2024	Photoionization detector	2.1	ppm
SG-VI-0705-9-11	7/9/2024	Field oxygen	20.7	%vol
SG-VI-0705-9-11	7/9/2024	Lower explosive limit	0	%LEL
SG-VI-0705-9-11	7/9/2024	Photoionization detector	0.3	ppm
SG-VI-0705-9-11	8/21/2024	Field oxygen	20.9	%vol
SG-VI-0705-9-11	8/21/2024	Lower explosive limit	0	%LEL
SG-VI-0705-9-11	8/21/2024	Photoionization detector	0.1	ppm
SG-VI-0706-4-6	7/9/2024	Field oxygen	2.9	%vol
SG-VI-0706-4-6	7/9/2024	Lower explosive limit	0	%LEL
SG-VI-0706-4-6	7/9/2024	Photoionization detector	1.2	ppm
SG-VI-0706-4-6	8/21/2024	Field oxygen	4.0	%vol
SG-VI-0706-4-6	8/21/2024	Lower explosive limit	5	%LEL
SG-VI-0706-4-6	8/21/2024	Photoionization detector	4.3	ppm
SG-VI-0706-9-11	7/9/2024	Field oxygen	0.6	%vol
SG-VI-0706-9-11	7/9/2024	Lower explosive limit	0	%LEL
SG-VI-0706-9-11	7/9/2024	Photoionization detector	13.1	ppm
SG-VI-0706-9-11	8/21/2024	Field oxygen	7.8	%vol
SG-VI-0706-9-11	8/21/2024	Lower explosive limit	5	%LEL
SG-VI-0706-9-11	8/21/2024	Photoionization detector	3.8	ppm
SG-VI-0707-6-8	8/27/2024	Field oxygen	19.5	%vol
SG-VI-0707-6-8	8/27/2024	Lower explosive limit	0	%LEL
SG-VI-0707-6-8	8/27/2024	Photoionization detector	0.9	ppm
SG-VI-0708-4-6	8/27/2024	Field oxygen	19.9	%vol

Table B-12. Area 7 Results—Field Parameters (continued)

Sample ID	Sample Date	Parameter	Result	Units
SG-VI-0708-4-6	8/27/2024	Lower explosive limit	1	%LEL
SG-VI-0708-4-6	8/27/2024	Photoionization detector	1.1	ppm
SG-VI-0708-9-11	8/27/2024	Field oxygen	18.3	%vol
SG-VI-0708-9-11	8/27/2024	Lower explosive limit	2	%LEL
SG-VI-0708-9-11	8/27/2024	Photoionization detector	0.9	ppm
SG-VI-0709-4-6	8/28/2024	Field oxygen	19.4	%vol
SG-VI-0709-4-6	8/28/2024	Lower explosive limit	0	%LEL
SG-VI-0709-4-6	8/28/2024	Photoionization detector	2.5	ppm
SG-VI-0709-9-11	8/28/2024	Field oxygen	16.8	%vol
SG-VI-0709-9-11	8/28/2024	Lower explosive limit	0	%LEL
SG-VI-0709-9-11	8/28/2024	Photoionization detector	1.1	ppm
SG-VI-0710-4-6	8/28/2024	Field oxygen	19.0	%vol
SG-VI-0710-4-6	8/28/2024	Lower explosive limit	0	%LEL
SG-VI-0710-4-6	8/28/2024	Photoionization detector	1.2	ppm
SG-VI-0710-9-11	8/28/2024	Field oxygen	14.8	%vol
SG-VI-0710-9-11	8/28/2024	Lower explosive limit	0	%LEL
SG-VI-0710-9-11	8/28/2024	Photoionization detector	1.7	ppm
SG-VI-0711-4-6	9/4/2024	Field oxygen	17.7	%vol
SG-VI-0711-4-6	9/4/2024	Lower explosive limit	2	%LEL
SG-VI-0711-4-6	9/4/2024	Photoionization detector	1.3	ppm
SG-VI-0711-9-11	9/4/2024	Field oxygen	14.5	%vol
SG-VI-0711-9-11	9/4/2024	Lower explosive limit	1	%LEL
SG-VI-0711-9-11	9/4/2024	Photoionization detector	0.7	ppm
SG-VI-0711-14-16	9/4/2024	Field oxygen	13.4	%vol
SG-VI-0711-14-16	9/4/2024	Lower explosive limit	0	%LEL
SG-VI-0711-14-16	9/4/2024	Photoionization detector	1.6	ppm
SG-VI-0712-4-6	9/4/2024	Field oxygen	14.5	%vol
SG-VI-0712-4-6	9/4/2024	Lower explosive limit	2	%LEL
SG-VI-0712-4-6	9/4/2024	Photoionization detector	0.2	ppm

Table B-12. Area 7 Results—Field Parameters (continued)

Sample ID	Sample Date	Parameter	Result	Units
SG-VI-0712-8-10	9/4/2024	Field oxygen	13.3	%vol
SG-VI-0712-8-10	9/4/2024	Lower explosive limit	2	%LEL
SG-VI-0712-8-10	9/4/2024	Photoionization detector	1.1	ppm
SG-VI-0713-4-6	9/5/2024	Field oxygen	18.0	%vol
SG-VI-0713-4-6	9/5/2024	Lower explosive limit	1	%LEL
SG-VI-0713-4-6	9/5/2024	Photoionization detector	1.9	ppm
SG-VI-0713-9-11	9/5/2024	Field oxygen	4.2	%vol
SG-VI-0713-9-11	9/5/2024	Lower explosive limit	0	%LEL
SG-VI-0713-9-11	9/5/2024	Photoionization detector	7.9	ppm
SG-VI-0713-14-16	9/5/2024	Field oxygen	9.3	%vol
SG-VI-0713-14-16	9/5/2024	Lower explosive limit	0	%LEL
SG-VI-0713-14-16	9/5/2024	Photoionization detector	3.6	ppm
SG-VI-0714-4-6	9/9/2024	Field oxygen	18.6	%vol
SG-VI-0714-4-6	9/9/2024	Lower explosive limit	2	%LEL
SG-VI-0714-4-6	9/9/2024	Photoionization detector	0.7	ppm
SG-VI-0714-9-11	9/9/2024	Field oxygen	0.6	%vol
SG-VI-0714-9-11	9/9/2024	Lower explosive limit	0	%LEL
SG-VI-0714-9-11	9/9/2024	Photoionization detector	15.8	ppm
SG-VI-0714-14-16	9/9/2024	Field oxygen	7.2	%vol
SG-VI-0714-14-16	9/9/2024	Lower explosive limit	0	%LEL
SG-VI-0714-14-16	9/9/2024	Photoionization detector	2.1	ppm
SG-VI-0715-4-6	9/16/2024	Field oxygen	7.0	%vol
SG-VI-0715-4-6	9/16/2024	Lower explosive limit	3	%LEL
SG-VI-0715-4-6	9/16/2024	Photoionization detector	1.6	ppm
SG-VI-0715-7-9	9/16/2024	Field oxygen	1.2	%vol
SG-VI-0715-7-9	9/16/2024	Lower explosive limit	5	%LEL
SG-VI-0715-7-9	9/16/2024	Photoionization detector	15.1	ppm
SG-VI-0716-4-6	9/16/2024	Field oxygen	18.6	%vol
SG-VI-0716-4-6	9/16/2024	Lower explosive limit	2	%LEL

Table B-12. Area 7 Results—Field Parameters (continued)

Sample ID	Sample Date	Parameter	Result	Units
SG-VI-0716-4-6	9/16/2024	Photoionization detector	2.6	ppm
SG-VI-0716-7-9	9/16/2024	Field oxygen	18.3	%vol
SG-VI-0716-7-9	9/16/2024	Lower explosive limit	3	%LEL
SG-VI-0716-7-9	9/16/2024	Photoionization detector	3.9	ppm
SG-VI-0717-4-6	9/16/2024	Field oxygen	16.6	%vol
SG-VI-0717-4-6	9/16/2024	Lower explosive limit	1	%LEL
SG-VI-0717-4-6	9/16/2024	Photoionization detector	3.1	ppm
SG-VI-0718-4-6	9/17/2024	Field oxygen	18.2	%vol
SG-VI-0718-4-6	9/17/2024	Lower explosive limit	2	%LEL
SG-VI-0718-4-6	9/17/2024	Photoionization detector	0.7	ppm
SG-VI-0718-9-11	9/17/2024	Field oxygen	7.7	%vol
SG-VI-0718-9-11	9/17/2024	Lower explosive limit	1	%LEL
SG-VI-0718-9-11	9/17/2024	Photoionization detector	1.8	ppm
SG-VI-0719-4-6	9/17/2024	Field oxygen	17.7	%vol
SG-VI-0719-4-6	9/17/2024	Lower explosive limit	1	%LEL
SG-VI-0719-4-6	9/17/2024	Photoionization detector	1.4	ppm
SG-VI-0719-9-11	9/17/2024	Field oxygen	1.0	%vol
SG-VI-0719-9-11	9/17/2024	Lower explosive limit	1	%LEL
SG-VI-0719-9-11	9/17/2024	Photoionization detector	2.6	ppm
SG-VI-0719-12-14	9/17/2024	Field oxygen	2.2	%vol
SG-VI-0719-12-14	9/17/2024	Lower explosive limit	4	%LEL
SG-VI-0719-12-14	9/17/2024	Photoionization detector	2.6	ppm
SG-VI-0720-4-6	9/18/2024	Field oxygen	15.7	%vol
SG-VI-0720-4-6	9/18/2024	Lower explosive limit	5	%LEL
SG-VI-0720-4-6	9/18/2024	Photoionization detector	3.1	ppm
SG-VI-0720-6-8	9/18/2024	Field oxygen	19.6	%vol
SG-VI-0720-6-8	9/18/2024	Lower explosive limit	2	%LEL
SG-VI-0720-6-8	9/18/2024	Photoionization detector	0.1	ppm
SG-VI-0721-4-6	9/23/2024	Field oxygen	15.5	%vol

Table B-12. Area 7 Results—Field Parameters (continued)

Sample ID	Sample Date	Parameter	Result	Units
SG-VI-0721-4-6	9/23/2024	Lower explosive limit	0	%LEL
SG-VI-0721-4-6	9/23/2024	Photoionization detector	1.5	ppm
SG-VI-0721-9-11	9/23/2024	Field oxygen	20.7	%vol
SG-VI-0721-9-11	9/23/2024	Lower explosive limit	0	%LEL
SG-VI-0721-9-11	9/23/2024	Photoionization detector	0.1	ppm
SG-VI-0721-12-14	9/23/2024	Field oxygen	20.6	%vol
SG-VI-0721-12-14	9/23/2024	Lower explosive limit	0	%LEL
SG-VI-0721-12-14	9/23/2024	Photoionization detector	0	ppm
SG-VI-0722-4-6	9/24/2024	Field oxygen	17.8	%vol
SG-VI-0722-4-6	9/24/2024	Lower explosive limit	0	%LEL
SG-VI-0722-4-6	9/24/2024	Photoionization detector	1.0	ppm
SG-VI-0722-9-11	9/24/2024	Field oxygen	19.0	%vol
SG-VI-0722-9-11	9/24/2024	Lower explosive limit	0	%LEL
SG-VI-0722-9-11	9/24/2024	Photoionization detector	1.8	ppm
SG-VI-0722-12-14	9/24/2024	Field oxygen	20.4	%vol
SG-VI-0722-12-14	9/24/2024	Lower explosive limit	0	%LEL
SG-VI-0722-12-14	9/24/2024	Photoionization detector	0.4	ppm
SG-VI-0723-4-6	9/25/2024	Field oxygen	19.4	%vol
SG-VI-0723-4-6	9/25/2024	Lower explosive limit	0	%LEL
SG-VI-0723-4-6	9/25/2024	Photoionization detector	0.2	ppm
SG-VI-0723-9-11	9/25/2024	Field oxygen	7.4	%vol
SG-VI-0723-9-11	9/25/2024	Lower explosive limit	0	%LEL
SG-VI-0723-9-11	9/25/2024	Photoionization detector	0.1	ppm
SG-VI-0724-4-6	11/18/2024	Field oxygen	16.6	%vol
SG-VI-0724-4-6	11/18/2024	Lower explosive limit	4	%LEL
SG-VI-0724-4-6	11/18/2024	Photoionization detector	0.1	ppm
SG-VI-0725-4-6	11/18/2024	Field oxygen	16.3	%vol
SG-VI-0725-4-6	11/18/2024	Lower explosive limit	0	%LEL
SG-VI-0725-4-6	11/18/2024	Photoionization detector	0	ppm

Table B-12. Area 7 Results—Field Parameters (continued)

Sample ID	Sample Date	Parameter	Result	Units
SG-VI-0725-8-10	11/18/2024	Field oxygen	20.6	%vol
SG-VI-0725-8-10	11/18/2024	Lower explosive limit	0	%LEL
SG-VI-0725-8-10	11/18/2024	Photoionization detector	0	ppm
SG-VI-0726-4-6	11/18/2024	Field oxygen	17.0	%vol
SG-VI-0726-4-6	11/18/2024	Lower explosive limit	0	%LEL
SG-VI-0726-4-6	11/18/2024	Photoionization detector	0.1	ppm

Abbreviations:
%LEL = percent lower explosive limit
ppm = parts per million
%vol = percent volume

Table B-13. Area 10 Results—VOCs

Sample ID	Sample Date	Analyte	Result (mg/m^3)	Validation Qualifier	Laboratory Qualifiers	Method Detection Limit (mg/m^3)	Reporting Detection Limit (mg/m^3)	Sample Type
SG-VI-1001-4-6	11/6/2023	Ethylbenzene	14			0.37	1.6	F
SG-VI-1001-4-6	11/6/2023	1,2-Dichloroethane	< 0.36		U	0.36	1.5	F
SG-VI-1001-4-6	11/6/2023	Toluene	48			0.25	1.4	F
SG-VI-1001-4-6	11/6/2023	Tetrachloroethene	< 0.61		U	0.61	2.5	F
SG-VI-1001-4-6	11/6/2023	m,p-Xylene	18			0.69	1.6	F
SG-VI-1001-4-6	11/6/2023	Carbon tetrachloride	< 0.49		U	0.49	2.3	F
SG-VI-1001-4-6	11/6/2023	2-Hexanone	2.4		J	1.7	7.6	F
SG-VI-1001-4-6	11/6/2023	Chloroform	< 0.39		U	0.39	1.8	F
SG-VI-1001-4-6	11/6/2023	Benzene	39	J		0.18	1.2	F
SG-VI-1001-4-6	11/6/2023	1,1,1-Trichloroethane	< 0.4		U	0.4	2	F
SG-VI-1001-4-6	11/6/2023	Vinyl chloride	< 0.22		U	0.22	0.95	F
SG-VI-1001-4-6	11/6/2023	2-Butanone	33			0.55	5.5	F
SG-VI-1001-4-6	11/6/2023	Trichloroethene	< 0.23		U	0.23	2	F
SG-VI-1001-4-6	11/6/2023	Naphthalene	2.2		J	1.2	3.9	F
SG-VI-1001-4-6	11/6/2023	o-Xylene	7.4			0.5	1.6	F
SG-VI-1001-9-11	11/6/2023	Ethylbenzene	0.78	J	J	0.21	0.9	F
SG-VI-1001-9-11	11/6/2023	1,2-Dichloroethane	< 0.2		U	0.2	0.84	F
SG-VI-1001-9-11	11/6/2023	Toluene	17	J		0.14	0.78	F
SG-VI-1001-9-11	11/6/2023	Tetrachloroethene	< 0.34		U	0.34	1.4	F
SG-VI-1001-9-11	11/6/2023	m,p-Xylene	1.4	J		0.38	0.9	F
SG-VI-1001-9-11	11/6/2023	Carbon tetrachloride	< 0.27		U	0.27	1.3	F
SG-VI-1001-9-11	11/6/2023	2-Hexanone	2.3	J	J	0.95	4.2	F
SG-VI-1001-9-11	11/6/2023	Chloroform	< 0.22		U	0.22	1	F
SG-VI-1001-9-11	11/6/2023	Benzene	< 1.1	JU		0.097	0.66	F
SG-VI-1001-9-11	11/6/2023	1,1,1-Trichloroethane	< 0.22		U	0.22	1.1	F
SG-VI-1001-9-11	11/6/2023	Vinyl chloride	< 0.12		U	0.12	0.53	F
SG-VI-1001-9-11	11/6/2023	2-Butanone	16	J		0.31	3	F

Table B-13. Area 10 Results—VOCs (continued)

Sample ID	Sample Date	Analyte	Result (mg/m^3)	Validation Qualifier	Laboratory Qualifiers	Method Detection Limit (mg/m^3)	Reporting Detection Limit (mg/m^3)	Sample Type
SG-VI-1001-9-11	11/6/2023	Trichloroethene	< 0.13		U	0.13	1.1	F
SG-VI-1001-9-11	11/6/2023	Naphthalene	< 0.65		U	0.65	2.2	F
SG-VI-1001-9-11	11/6/2023	o-Xylene	0.79	J	J	0.28	0.9	F
SG-VI-1001-9-11	11/6/2023	Ethylbenzene	1	J		0.2	0.88	D
SG-VI-1001-9-11	11/6/2023	1,2-Dichloroethane	< 0.2		U	0.2	0.82	D
SG-VI-1001-9-11	11/6/2023	Toluene	23	J		0.13	0.76	D
SG-VI-1001-9-11	11/6/2023	Tetrachloroethene	< 0.33		U	0.33	1.4	D
SG-VI-1001-9-11	11/6/2023	m,p-Xylene	2.2	J		0.37	0.88	D
SG-VI-1001-9-11	11/6/2023	Carbon tetrachloride	< 0.29	JU	J	0.26	1.3	D
SG-VI-1001-9-11	11/6/2023	2-Hexanone	< 0.93		U	0.93	4.1	D
SG-VI-1001-9-11	11/6/2023	Chloroform	< 0.21		U	0.21	0.99	D
SG-VI-1001-9-11	11/6/2023	Benzene	< 1.3	JU		0.095	0.64	D
SG-VI-1001-9-11	11/6/2023	1,1,1-Trichloroethane	< 0.21		U	0.21	1.1	D
SG-VI-1001-9-11	11/6/2023	Vinyl chloride	< 0.12		U	0.12	0.52	D
SG-VI-1001-9-11	11/6/2023	2-Butanone	7	J		0.3	3	D
SG-VI-1001-9-11	11/6/2023	Trichloroethene	< 0.13		U	0.13	1.1	D
SG-VI-1001-9-11	11/6/2023	Naphthalene	< 0.64		U	0.64	2.1	D
SG-VI-1001-9-11	11/6/2023	o-Xylene	1	J		0.27	0.88	D
SG-VI-1001-19-21	11/6/2023	Ethylbenzene	5.6	J		0.48	2.1	F
SG-VI-1001-19-21	11/6/2023	1,2-Dichloroethane	< 0.47		U	0.47	1.9	F
SG-VI-1001-19-21	11/6/2023	Toluene	28			0.32	1.8	F
SG-VI-1001-19-21	11/6/2023	Tetrachloroethene	< 1	U	J	0.78	3.2	F
SG-VI-1001-19-21	11/6/2023	m,p-Xylene	6.5	J		0.88	2.1	F
SG-VI-1001-19-21	11/6/2023	Carbon tetrachloride	< 0.63		U	0.63	3	F
SG-VI-1001-19-21	11/6/2023	2-Hexanone	< 2.2		U	2.2	9.8	F
SG-VI-1001-19-21	11/6/2023	Chloroform	< 0.5		U	0.5	2.3	F
SG-VI-1001-19-21	11/6/2023	Benzene	38	J		0.22	1.5	F

Table B-13. Area 10 Results—VOCs (continued)

Sample ID	Sample Date	Analyte	Result (mg/m^3)	Validation Qualifier	Laboratory Qualifiers	Method Detection Limit (mg/m^3)	Reporting Detection Limit (mg/m^3)	Sample Type
SG-VI-1001-19-21	11/6/2023	1,1,1-Trichloroethane	< 0.51		U	0.51	2.6	F
SG-VI-1001-19-21	11/6/2023	Vinyl chloride	< 0.29		U	0.29	1.2	F
SG-VI-1001-19-21	11/6/2023	2-Butanone	20			0.71	7	F
SG-VI-1001-19-21	11/6/2023	Trichloroethene	< 0.3		U	0.3	2.6	F
SG-VI-1001-19-21	11/6/2023	Naphthalene	2.7		J	1.5	5	F
SG-VI-1001-19-21	11/6/2023	o-Xylene	2.8			0.64	2.1	F
SG-VI-1002-4-6	11/7/2023	Ethylbenzene	0.67		J	0.21	0.9	F
SG-VI-1002-4-6	11/7/2023	1,2-Dichloroethane	< 0.2		U	0.2	0.84	F
SG-VI-1002-4-6	11/7/2023	Toluene	1.9			0.14	0.78	F
SG-VI-1002-4-6	11/7/2023	Tetrachloroethene	17			0.34	1.4	F
SG-VI-1002-4-6	11/7/2023	m,p-Xylene	0.78		J	0.38	0.9	F
SG-VI-1002-4-6	11/7/2023	Carbon tetrachloride	< 0.27		U	0.27	1.3	F
SG-VI-1002-4-6	11/7/2023	2-Hexanone	< 0.95		U	0.95	4.2	F
SG-VI-1002-4-6	11/7/2023	Chloroform	< 0.22		U	0.22	1	F
SG-VI-1002-4-6	11/7/2023	Benzene	< 0.78	U		0.097	0.66	F
SG-VI-1002-4-6	11/7/2023	1,1,1-Trichloroethane	1.3	J		0.22	1.1	F
SG-VI-1002-4-6	11/7/2023	Vinyl chloride	< 0.12		U	0.12	0.53	F
SG-VI-1002-4-6	11/7/2023	2-Butanone	6.9			0.31	3	F
SG-VI-1002-4-6	11/7/2023	Trichloroethene	< 0.13		U	0.13	1.1	F
SG-VI-1002-4-6	11/7/2023	Naphthalene	< 0.65		U	0.65	2.2	F
SG-VI-1002-4-6	11/7/2023	o-Xylene	0.39		J	0.28	0.9	F
SG-VI-1002-9-11	11/7/2023	Ethylbenzene	23			0.39	1.7	F
SG-VI-1002-9-11	11/7/2023	1,2-Dichloroethane	< 0.38		U	0.38	1.6	F
SG-VI-1002-9-11	11/7/2023	Toluene	330			0.26	1.5	F
SG-VI-1002-9-11	11/7/2023	Tetrachloroethene	7.6	J		0.64	2.6	F
SG-VI-1002-9-11	11/7/2023	m,p-Xylene	35			0.72	1.7	F
SG-VI-1002-9-11	11/7/2023	Carbon tetrachloride	< 0.51		U	0.51	2.4	F

Table B-13. Area 10 Results—VOCs (continued)

Sample ID	Sample Date	Analyte	Result (mg/m^3)	Validation Qualifier	Laboratory Qualifiers	Method Detection Limit (mg/m^3)	Reporting Detection Limit (mg/m^3)	Sample Type
SG-VI-1002-9-11	11/7/2023	2-Hexanone	2.1	J	J	1.8	7.9	F
SG-VI-1002-9-11	11/7/2023	Chloroform	< 0.41		U	0.41	1.9	F
SG-VI-1002-9-11	11/7/2023	Benzene	42	J		0.18	1.2	F
SG-VI-1002-9-11	11/7/2023	1,1,1-Trichloroethane	< 0.41		U	0.41	2.1	F
SG-VI-1002-9-11	11/7/2023	Vinyl chloride	< 0.23		U	0.23	0.99	F
SG-VI-1002-9-11	11/7/2023	2-Butanone	42			0.57	5.7	F
SG-VI-1002-9-11	11/7/2023	Trichloroethene	< 0.24		U	0.24	2.1	F
SG-VI-1002-9-11	11/7/2023	Naphthalene	< 1.2		U	1.2	4.1	F
SG-VI-1002-9-11	11/7/2023	o-Xylene	15			0.52	1.7	F
SG-VI-1002-19-21	11/7/2023	Ethylbenzene	1.3			0.2	0.88	F
SG-VI-1002-19-21	11/7/2023	1,2-Dichloroethane	< 0.2		U	0.2	0.82	F
SG-VI-1002-19-21	11/7/2023	Toluene	30			0.13	0.76	F
SG-VI-1002-19-21	11/7/2023	Tetrachloroethene	< 0.33		U	0.33	1.4	F
SG-VI-1002-19-21	11/7/2023	m,p-Xylene	2.4			0.37	0.88	F
SG-VI-1002-19-21	11/7/2023	Carbon tetrachloride	< 0.36	U	J	0.26	1.3	F
SG-VI-1002-19-21	11/7/2023	2-Hexanone	< 0.93		U	0.93	4.1	F
SG-VI-1002-19-21	11/7/2023	Chloroform	< 0.21		U	0.21	0.99	F
SG-VI-1002-19-21	11/7/2023	Benzene	< 1.9	U		0.095	0.64	F
SG-VI-1002-19-21	11/7/2023	1,1,1-Trichloroethane	< 0.21		U	0.21	1.1	F
SG-VI-1002-19-21	11/7/2023	Vinyl chloride	< 0.12		U	0.12	0.52	F
SG-VI-1002-19-21	11/7/2023	2-Butanone	9.1			0.3	3	F
SG-VI-1002-19-21	11/7/2023	Trichloroethene	< 0.13		U	0.13	1.1	F
SG-VI-1002-19-21	11/7/2023	Naphthalene	< 0.64		U	0.64	2.1	F
SG-VI-1002-19-21	11/7/2023	o-Xylene	1.1			0.27	0.88	F
SG-VI-1003-4-6	11/7/2023	Ethylbenzene	7.1	J		0.32	1.4	F
SG-VI-1003-4-6	11/7/2023	1,2-Dichloroethane	< 0.32		U	0.32	1.3	F
SG-VI-1003-4-6	11/7/2023	Toluene	20	J		0.22	1.2	F

Table B-13. Area 10 Results—VOCs (continued)

Sample ID	Sample Date	Analyte	Result (mg/m^3)	Validation Qualifier	Laboratory Qualifiers	Method Detection Limit (mg/m^3)	Reporting Detection Limit (mg/m^3)	Sample Type
SG-VI-1003-4-6	11/7/2023	Tetrachloroethene	< 0.54		U	0.54	2.2	F
SG-VI-1003-4-6	11/7/2023	m,p-Xylene	7.4	J		0.6	1.4	F
SG-VI-1003-4-6	11/7/2023	Carbon tetrachloride	< 0.43		U	0.43	2	F
SG-VI-1003-4-6	11/7/2023	2-Hexanone	< 1.5		U	1.5	6.7	F
SG-VI-1003-4-6	11/7/2023	Chloroform	< 0.34		U	0.34	1.6	F
SG-VI-1003-4-6	11/7/2023	Benzene	16	J		0.15	1	F
SG-VI-1003-4-6	11/7/2023	1,1,1-Trichloroethane	< 0.35		U	0.35	1.8	F
SG-VI-1003-4-6	11/7/2023	Vinyl chloride	< 0.2		U	0.2	0.83	F
SG-VI-1003-4-6	11/7/2023	2-Butanone	33	J		0.48	4.8	F
SG-VI-1003-4-6	11/7/2023	Trichloroethene	< 0.2		U	0.2	1.8	F
SG-VI-1003-4-6	11/7/2023	Naphthalene	< 1		U	1	3.4	F
SG-VI-1003-4-6	11/7/2023	o-Xylene	3.7	J		0.44	1.4	F
SG-VI-1003-4-6	11/7/2023	Ethylbenzene	14	J		0.5	2.2	D
SG-VI-1003-4-6	11/7/2023	1,2-Dichloroethane	< 0.49		U	0.49	2	D
SG-VI-1003-4-6	11/7/2023	Toluene	37	J		0.33	1.9	D
SG-VI-1003-4-6	11/7/2023	Tetrachloroethene	< 0.83		U	0.83	3.4	D
SG-VI-1003-4-6	11/7/2023	m,p-Xylene	16	J		0.93	2.2	D
SG-VI-1003-4-6	11/7/2023	Carbon tetrachloride	< 0.66		U	0.66	3.2	D
SG-VI-1003-4-6	11/7/2023	2-Hexanone	< 2.3		U	2.3	10	D
SG-VI-1003-4-6	11/7/2023	Chloroform	< 0.53		U	0.53	2.5	D
SG-VI-1003-4-6	11/7/2023	Benzene	27	J		0.24	1.6	D
SG-VI-1003-4-6	11/7/2023	1,1,1-Trichloroethane	< 0.54		U	0.54	2.8	D
SG-VI-1003-4-6	11/7/2023	Vinyl chloride	< 0.3		U	0.3	1.3	D
SG-VI-1003-4-6	11/7/2023	2-Butanone	61	J		0.75	7.4	D
SG-VI-1003-4-6	11/7/2023	Trichloroethene	< 0.32		U	0.32	2.7	D
SG-VI-1003-4-6	11/7/2023	Naphthalene	< 1.6		U	1.6	5.3	D
SG-VI-1003-4-6	11/7/2023	o-Xylene	7.5	J		0.68	2.2	D

Table B-13. Area 10 Results—VOCs (continued)

Sample ID	Sample Date	Analyte	Result (mg/m^3)	Validation Qualifier	Laboratory Qualifiers	Method Detection Limit (mg/m^3)	Reporting Detection Limit (mg/m^3)	Sample Type
SG-VI-1003-9-11	11/7/2023	Ethylbenzene	< 1.2		U	1.2	5.3	F
SG-VI-1003-9-11	11/7/2023	1,2-Dichloroethane	< 1.2		U	1.2	4.9	F
SG-VI-1003-9-11	11/7/2023	Toluene	11			0.8	4.6	F
SG-VI-1003-9-11	11/7/2023	Tetrachloroethene	< 2		U	2	8.3	F
SG-VI-1003-9-11	11/7/2023	m,p-Xylene	< 2.2		U	2.2	5.3	F
SG-VI-1003-9-11	11/7/2023	Carbon tetrachloride	< 1.6		U	1.6	7.7	F
SG-VI-1003-9-11	11/7/2023	2-Hexanone	< 5.6		U	5.6	25	F
SG-VI-1003-9-11	11/7/2023	Chloroform	< 1.3		U	1.3	6	F
SG-VI-1003-9-11	11/7/2023	Benzene	< 7.7	U		0.57	3.9	F
SG-VI-1003-9-11	11/7/2023	1,1,1-Trichloroethane	< 1.3		U	1.3	6.6	F
SG-VI-1003-9-11	11/7/2023	Vinyl chloride	< 0.74		U	0.74	3.1	F
SG-VI-1003-9-11	11/7/2023	2-Butanone	27			1.8	18	F
SG-VI-1003-9-11	11/7/2023	Trichloroethene	< 0.77		U	0.77	6.6	F
SG-VI-1003-9-11	11/7/2023	Naphthalene	< 3.8		U	3.8	13	F
SG-VI-1003-9-11	11/7/2023	o-Xylene	< 1.6		U	1.6	5.3	F
SG-VI-1003-19-21	11/7/2023	Ethylbenzene	6.2	J		0.53	2.3	F
SG-VI-1003-19-21	11/7/2023	1,2-Dichloroethane	< 0.52		U	0.52	2.1	F
SG-VI-1003-19-21	11/7/2023	Toluene	30			0.35	2	F
SG-VI-1003-19-21	11/7/2023	Tetrachloroethene	< 0.87		U	0.87	3.6	F
SG-VI-1003-19-21	11/7/2023	m,p-Xylene	8.9	J		0.98	2.3	F
SG-VI-1003-19-21	11/7/2023	Carbon tetrachloride	< 0.69		U	0.69	3.3	F
SG-VI-1003-19-21	11/7/2023	2-Hexanone	< 2.4		U	2.4	11	F
SG-VI-1003-19-21	11/7/2023	Chloroform	< 0.56		U	0.56	2.6	F
SG-VI-1003-19-21	11/7/2023	Benzene	33	J		0.25	1.7	F
SG-VI-1003-19-21	11/7/2023	1,1,1-Trichloroethane	< 0.56		U	0.56	2.9	F
SG-VI-1003-19-21	11/7/2023	Vinyl chloride	< 0.32		U	0.32	1.3	F
SG-VI-1003-19-21	11/7/2023	2-Butanone	17			0.78	7.8	F

Table B-13. Area 10 Results—VOCs (continued)

Sample ID	Sample Date	Analyte	Result (mg/m^3)	Validation Qualifier	Laboratory Qualifiers	Method Detection Limit (mg/m^3)	Reporting Detection Limit (mg/m^3)	Sample Type
SG-VI-1003-19-21	11/7/2023	Trichloroethene	< 0.33		U	0.33	2.8	F
SG-VI-1003-19-21	11/7/2023	Naphthalene	< 1.7		U	1.7	5.5	F
SG-VI-1003-19-21	11/7/2023	o-Xylene	4.6			0.71	2.3	F
SG-VI-1004-4-6	11/14/2023	Ethylbenzene	0.58		J	0.2	0.86	F
SG-VI-1004-4-6	11/14/2023	1,2-Dichloroethane	< 0.19		U	0.19	0.8	F
SG-VI-1004-4-6	11/14/2023	Toluene	1.6			0.13	0.74	F
SG-VI-1004-4-6	11/14/2023	Tetrachloroethene	< 0.32		U	0.32	1.3	F
SG-VI-1004-4-6	11/14/2023	m,p-Xylene	0.55	J	J	0.36	0.86	F
SG-VI-1004-4-6	11/14/2023	Carbon tetrachloride	0.32	J	J	0.26	1.2	F
SG-VI-1004-4-6	11/14/2023	2-Hexanone	< 0.91		U	0.91	4	F
SG-VI-1004-4-6	11/14/2023	Chloroform	0.22	J	J	0.21	0.96	F
SG-VI-1004-4-6	11/14/2023	Benzene	< 1.1	U		0.092	0.63	F
SG-VI-1004-4-6	11/14/2023	1,1,1-Trichloroethane	< 0.21		U	0.21	1.1	F
SG-VI-1004-4-6	11/14/2023	Vinyl chloride	< 0.12		U	0.12	0.5	F
SG-VI-1004-4-6	11/14/2023	2-Butanone	7.8			0.29	2.9	F
SG-VI-1004-4-6	11/14/2023	Trichloroethene	< 0.12		U	0.12	1	F
SG-VI-1004-4-6	11/14/2023	Naphthalene	< 0.62		UJ	0.62	2.1	F
SG-VI-1004-4-6	11/14/2023	o-Xylene	0.35	J	J	0.26	0.86	F
SG-VI-1004-9-11	11/14/2023	Ethylbenzene	8	J		0.22	0.94	F
SG-VI-1004-9-11	11/14/2023	1,2-Dichloroethane	< 0.21		U	0.21	0.87	F
SG-VI-1004-9-11	11/14/2023	Toluene	150			0.14	0.81	F
SG-VI-1004-9-11	11/14/2023	Tetrachloroethene	< 0.36		U	0.36	1.5	F
SG-VI-1004-9-11	11/14/2023	m,p-Xylene	22			0.4	0.94	F
SG-VI-1004-9-11	11/14/2023	Carbon tetrachloride	< 0.28		U	0.28	1.4	F
SG-VI-1004-9-11	11/14/2023	2-Hexanone	1.5	J	J	0.99	4.4	F
SG-VI-1004-9-11	11/14/2023	Chloroform	< 0.23		U	0.23	1	F
SG-VI-1004-9-11	11/14/2023	Benzene	16	J		0.1	0.69	F

Table B-13. Area 10 Results—VOCs (continued)

Sample ID	Sample Date	Analyte	Result (mg/m^3)	Validation Qualifier	Laboratory Qualifiers	Method Detection Limit (mg/m^3)	Reporting Detection Limit (mg/m^3)	Sample Type
SG-VI-1004-9-11	11/14/2023	1,1,1-Trichloroethane	< 0.23		U	0.23	1.2	F
SG-VI-1004-9-11	11/14/2023	Vinyl chloride	< 0.13		U	0.13	0.55	F
SG-VI-1004-9-11	11/14/2023	2-Butanone	29			0.32	3.2	F
SG-VI-1004-9-11	11/14/2023	Trichloroethene	< 0.14		U	0.14	1.2	F
SG-VI-1004-9-11	11/14/2023	Naphthalene	< 0.68		UJ	0.68	2.3	F
SG-VI-1004-9-11	11/14/2023	o-Xylene	8.4			0.29	0.94	F
SG-VI-1004-19-21	11/14/2023	Ethylbenzene	< 0.69		U	0.69	3	F
SG-VI-1004-19-21	11/14/2023	1,2-Dichloroethane	< 0.67		U	0.67	2.8	F
SG-VI-1004-19-21	11/14/2023	Toluene	2.3		J	0.46	2.6	F
SG-VI-1004-19-21	11/14/2023	Tetrachloroethene	< 1.1		U	1.1	4.7	F
SG-VI-1004-19-21	11/14/2023	m,p-Xylene	< 1.3		U	1.3	3	F
SG-VI-1004-19-21	11/14/2023	Carbon tetrachloride	< 0.9		U	0.9	4.3	F
SG-VI-1004-19-21	11/14/2023	2-Hexanone	< 3.2		U	3.2	14	F
SG-VI-1004-19-21	11/14/2023	Chloroform	< 0.73		U	0.73	3.4	F
SG-VI-1004-19-21	11/14/2023	Benzene	< 1.2	U	J	0.32	2.2	F
SG-VI-1004-19-21	11/14/2023	1,1,1-Trichloroethane	< 0.73		U	0.73	3.8	F
SG-VI-1004-19-21	11/14/2023	Vinyl chloride	< 0.42		U	0.42	1.8	F
SG-VI-1004-19-21	11/14/2023	2-Butanone	4.2		J	1	10	F
SG-VI-1004-19-21	11/14/2023	Trichloroethene	< 0.43		U	0.43	3.7	F
SG-VI-1004-19-21	11/14/2023	Naphthalene	< 2.2		UJ	2.2	7.2	F
SG-VI-1004-19-21	11/14/2023	o-Xylene	< 0.92		U	0.92	3	F
SG-VI-1005-4-6	11/8/2023	Ethylbenzene	0.59	J	J	0.2	0.89	F
SG-VI-1005-4-6	11/8/2023	1,2-Dichloroethane	< 0.2		U	0.2	0.83	F
SG-VI-1005-4-6	11/8/2023	Toluene	1.9			0.14	0.78	F
SG-VI-1005-4-6	11/8/2023	Tetrachloroethene	< 0.34		U	0.34	1.4	F
SG-VI-1005-4-6	11/8/2023	m,p-Xylene	0.56	J	J	0.38	0.89	F
SG-VI-1005-4-6	11/8/2023	Carbon tetrachloride	< 0.27		U	0.27	1.3	F

Table B-13. Area 10 Results—VOCs (continued)

Sample ID	Sample Date	Analyte	Result (mg/m^3)	Validation Qualifier	Laboratory Qualifiers	Method Detection Limit (mg/m^3)	Reporting Detection Limit (mg/m^3)	Sample Type
SG-VI-1005-4-6	11/8/2023	2-Hexanone	< 0.95		U	0.95	4.2	F
SG-VI-1005-4-6	11/8/2023	Chloroform	< 0.22		U	0.22	1	F
SG-VI-1005-4-6	11/8/2023	Benzene	< 1.2	U		0.097	0.66	F
SG-VI-1005-4-6	11/8/2023	1,1,1-Trichloroethane	< 0.3	U	J	0.22	1.1	F
SG-VI-1005-4-6	11/8/2023	Vinyl chloride	< 0.12		U	0.12	0.53	F
SG-VI-1005-4-6	11/8/2023	2-Butanone	2		J	0.3	3	F
SG-VI-1005-4-6	11/8/2023	Trichloroethene	< 0.13		U	0.13	1.1	F
SG-VI-1005-4-6	11/8/2023	Naphthalene	< 0.65		U	0.65	2.2	F
SG-VI-1005-4-6	11/8/2023	o-Xylene	< 0.28		U	0.28	0.89	F
SG-VI-1005-9-11	11/8/2023	Ethylbenzene	1.2			0.22	0.95	F
SG-VI-1005-9-11	11/8/2023	1,2-Dichloroethane	< 0.21		U	0.21	0.89	F
SG-VI-1005-9-11	11/8/2023	Toluene	22			0.14	0.82	F
SG-VI-1005-9-11	11/8/2023	Tetrachloroethene	< 0.36		U	0.36	1.5	F
SG-VI-1005-9-11	11/8/2023	m,p-Xylene	2.5			0.4	0.95	F
SG-VI-1005-9-11	11/8/2023	Carbon tetrachloride	< 0.34	U	J	0.29	1.4	F
SG-VI-1005-9-11	11/8/2023	2-Hexanone	< 1		U	1	4.5	F
SG-VI-1005-9-11	11/8/2023	Chloroform	< 0.23		U	0.23	1.1	F
SG-VI-1005-9-11	11/8/2023	Benzene	< 2.2	U		0.1	0.7	F
SG-VI-1005-9-11	11/8/2023	1,1,1-Trichloroethane	< 0.23		U	0.23	1.2	F
SG-VI-1005-9-11	11/8/2023	Vinyl chloride	< 0.13		U	0.13	0.56	F
SG-VI-1005-9-11	11/8/2023	2-Butanone	16			0.32	3.2	F
SG-VI-1005-9-11	11/8/2023	Trichloroethene	< 0.14		U	0.14	1.2	F
SG-VI-1005-9-11	11/8/2023	Naphthalene	< 0.69		U	0.69	2.3	F
SG-VI-1005-9-11	11/8/2023	o-Xylene	1.2			0.29	0.95	F
SG-VI-1005-19-21	11/8/2023	Ethylbenzene	16			0.22	0.95	F
SG-VI-1005-19-21	11/8/2023	1,2-Dichloroethane	< 0.21		U	0.21	0.89	F
SG-VI-1005-19-21	11/8/2023	Toluene	76			0.14	0.82	F

Table B-13. Area 10 Results—VOCs (continued)

Sample ID	Sample Date	Analyte	Result (mg/m^3)	Validation Qualifier	Laboratory Qualifiers	Method Detection Limit (mg/m^3)	Reporting Detection Limit (mg/m^3)	Sample Type
SG-VI-1005-19-21	11/8/2023	Tetrachloroethene	< 0.36		U	0.36	1.5	F
SG-VI-1005-19-21	11/8/2023	m,p-Xylene	21			0.4	0.95	F
SG-VI-1005-19-21	11/8/2023	Carbon tetrachloride	< 0.29		U	0.29	1.4	F
SG-VI-1005-19-21	11/8/2023	2-Hexanone	< 3	U	J	1	4.5	F
SG-VI-1005-19-21	11/8/2023	Chloroform	< 0.23		U	0.23	1.1	F
SG-VI-1005-19-21	11/8/2023	Benzene	40	J		0.1	0.7	F
SG-VI-1005-19-21	11/8/2023	1,1,1-Trichloroethane	< 0.23		U	0.23	1.2	F
SG-VI-1005-19-21	11/8/2023	Vinyl chloride	1.7	J		0.13	0.56	F
SG-VI-1005-19-21	11/8/2023	2-Butanone	96			0.32	3.2	F
SG-VI-1005-19-21	11/8/2023	Trichloroethene	2.3	J		0.14	1.2	F
SG-VI-1005-19-21	11/8/2023	Naphthalene	< 0.69		U	0.69	2.3	F
SG-VI-1005-19-21	11/8/2023	o-Xylene	12			0.29	0.95	F
SG-VI-1006-4-6	11/15/2023	Ethylbenzene	0.39	J	J	0.21	0.9	F
SG-VI-1006-4-6	11/15/2023	1,2-Dichloroethane	< 0.2		U	0.2	0.84	F
SG-VI-1006-4-6	11/15/2023	Toluene	20	J		0.14	0.78	F
SG-VI-1006-4-6	11/15/2023	Tetrachloroethene	< 0.34		U	0.34	1.4	F
SG-VI-1006-4-6	11/15/2023	m,p-Xylene	1.4	J		0.38	0.9	F
SG-VI-1006-4-6	11/15/2023	Carbon tetrachloride	< 0.32	JU	J	0.27	1.3	F
SG-VI-1006-4-6	11/15/2023	2-Hexanone	< 0.96		U	0.96	4.3	F
SG-VI-1006-4-6	11/15/2023	Chloroform	< 0.22		U	0.22	1	F
SG-VI-1006-4-6	11/15/2023	Benzene	< 0.86	U		0.098	0.66	F
SG-VI-1006-4-6	11/15/2023	1,1,1-Trichloroethane	< 0.22		U	0.22	1.1	F
SG-VI-1006-4-6	11/15/2023	Vinyl chloride	< 0.12		U	0.12	0.53	F
SG-VI-1006-4-6	11/15/2023	2-Butanone	2.6	J	J	0.31	3.1	F
SG-VI-1006-4-6	11/15/2023	Trichloroethene	< 0.13		U	0.13	1.1	F
SG-VI-1006-4-6	11/15/2023	Naphthalene	< 0.65	J	UJ	0.65	2.2	F
SG-VI-1006-4-6	11/15/2023	o-Xylene	0.66	J	J	0.28	0.9	F

Table B-13. Area 10 Results—VOCs (continued)

Sample ID	Sample Date	Analyte	Result (mg/m^3)	Validation Qualifier	Laboratory Qualifiers	Method Detection Limit (mg/m^3)	Reporting Detection Limit (mg/m^3)	Sample Type
SG-VI-1006-9-11	11/15/2023	Ethylbenzene	0.85	J	J	0.21	0.9	F
SG-VI-1006-9-11	11/15/2023	1,2-Dichloroethane	< 0.2		U	0.2	0.84	F
SG-VI-1006-9-11	11/15/2023	Toluene	14			0.14	0.78	F
SG-VI-1006-9-11	11/15/2023	Tetrachloroethene	< 0.34		U	0.34	1.4	F
SG-VI-1006-9-11	11/15/2023	m,p-Xylene	1.7			0.38	0.9	F
SG-VI-1006-9-11	11/15/2023	Carbon tetrachloride	< 0.27		U	0.27	1.3	F
SG-VI-1006-9-11	11/15/2023	2-Hexanone	< 0.96		U	0.96	4.3	F
SG-VI-1006-9-11	11/15/2023	Chloroform	< 0.22		U	0.22	1	F
SG-VI-1006-9-11	11/15/2023	Benzene	< 1.8	U		0.098	0.66	F
SG-VI-1006-9-11	11/15/2023	1,1,1-Trichloroethane	< 0.22		U	0.22	1.1	F
SG-VI-1006-9-11	11/15/2023	Vinyl chloride	< 0.12		U	0.12	0.53	F
SG-VI-1006-9-11	11/15/2023	2-Butanone	3.3			0.31	3.1	F
SG-VI-1006-9-11	11/15/2023	Trichloroethene	< 0.13		U	0.13	1.1	F
SG-VI-1006-9-11	11/15/2023	Naphthalene	< 0.65		U	0.65	2.2	F
SG-VI-1006-9-11	11/15/2023	o-Xylene	0.65		J	0.28	0.9	F
SG-VI-1006-19-21	11/15/2023	Ethylbenzene	8.2			0.4	1.8	F
SG-VI-1006-19-21	11/15/2023	1,2-Dichloroethane	< 0.39		U	0.39	1.6	F
SG-VI-1006-19-21	11/15/2023	Toluene	79			0.27	1.5	F
SG-VI-1006-19-21	11/15/2023	Tetrachloroethene	< 0.66		U	0.66	2.7	F
SG-VI-1006-19-21	11/15/2023	m,p-Xylene	11			0.75	1.8	F
SG-VI-1006-19-21	11/15/2023	Carbon tetrachloride	< 0.53		U	0.53	2.5	F
SG-VI-1006-19-21	11/15/2023	2-Hexanone	< 1.8		U	1.8	8.3	F
SG-VI-1006-19-21	11/15/2023	Chloroform	< 0.43		U	0.43	2	F
SG-VI-1006-19-21	11/15/2023	Benzene	41	J		0.19	1.3	F
SG-VI-1006-19-21	11/15/2023	1,1,1-Trichloroethane	< 0.43		U	0.43	2.2	F
SG-VI-1006-19-21	11/15/2023	Vinyl chloride	< 0.24		U	0.24	1	F
SG-VI-1006-19-21	11/15/2023	2-Butanone	29			0.6	6	F

Table B-13. Area 10 Results—VOCs (continued)

Sample ID	Sample Date	Analyte	Result (mg/m^3)	Validation Qualifier	Laboratory Qualifiers	Method Detection Limit (mg/m^3)	Reporting Detection Limit (mg/m^3)	Sample Type
SG-VI-1006-19-21	11/15/2023	Trichloroethene	< 0.25		U	0.25	2.2	F
SG-VI-1006-19-21	11/15/2023	Naphthalene	< 1.3		U	1.3	4.2	F
SG-VI-1006-19-21	11/15/2023	o-Xylene	6.3			0.54	1.8	F

Abbreviations:
D = duplicate sample
F = primary sample
J = estimated value
$\mu g/m^3$ = micrograms per cubic meter
U = parameter analyzed for but not detected
VOC = volatile organic compound

Table B-14. Area 10 Results—Field Parameters

Sample ID	Sample Date	Parameter	Result	Units
SG-VI-1001-4-6	11/6/2023	Field oxygen	19.7	%vol
SG-VI-1001-4-6	11/6/2023	Lower explosive limit	5	%LEL
SG-VI-1001-4-6	11/6/2023	Photoionization detector	0	ppm
SG-VI-1001-9-11	11/6/2023	Field oxygen	20.3	%vol
SG-VI-1001-9-11	11/6/2023	Lower explosive limit	0	%LEL
SG-VI-1001-9-11	11/6/2023	Photoionization detector	6.4	ppm
SG-VI-1001-19-21	11/6/2023	Field oxygen	20.3	%vol
SG-VI-1001-19-21	11/6/2023	Lower explosive limit	1	%LEL
SG-VI-1001-19-21	11/6/2023	Photoionization detector	3.2	ppm
SG-VI-1002-4-6	11/7/2023	Field oxygen	17.3	%vol
SG-VI-1002-4-6	11/7/2023	Lower explosive limit	0	%LEL
SG-VI-1002-4-6	11/7/2023	Photoionization detector	0.1	ppm
SG-VI-1002-9-11	11/7/2023	Field oxygen	19.6	%vol
SG-VI-1002-9-11	11/7/2023	Lower explosive limit	11	%LEL
SG-VI-1002-9-11	11/7/2023	Photoionization detector	0.2	ppm
SG-VI-1002-19-21	11/7/2023	Field oxygen	20.1	%vol
SG-VI-1002-19-21	11/7/2023	Lower explosive limit	3	%LEL
SG-VI-1002-19-21	11/7/2023	Photoionization detector	0.5	ppm
SG-VI-1003-4-6	11/7/2023	Field oxygen	19.8	%vol
SG-VI-1003-4-6	11/7/2023	Lower explosive limit	5	%LEL
SG-VI-1003-4-6	11/7/2023	Photoionization detector	0	ppm
SG-VI-1003-9-11	11/7/2023	Field oxygen	20.3	%vol
SG-VI-1003-9-11	11/7/2023	Lower explosive limit	0	%LEL
SG-VI-1003-9-11	11/7/2023	Photoionization detector	0	ppm
SG-VI-1003-19-21	11/7/2023	Field oxygen	20.3	%vol
SG-VI-1003-19-21	11/7/2023	Lower explosive limit	0	%LEL
SG-VI-1003-19-21	11/7/2023	Photoionization detector	0.4	ppm
SG-VI-1004-4-6	11/14/2023	Field oxygen	20.3	%vol
SG-VI-1004-4-6	11/14/2023	Lower explosive limit	0	%LEL

Table B-14. Area 10 Results—Field Parameters (continued)

Sample ID	Sample Date	Parameter	Result	Units
SG-VI-1004-4-6	11/14/2023	Photoionization detector	0	ppm
SG-VI-1004-9-11	11/14/2023	Field oxygen	18.8	%vol
SG-VI-1004-9-11	11/14/2023	Lower explosive limit	23	%LEL
SG-VI-1004-9-11	11/14/2023	Photoionization detector	0.1	ppm
SG-VI-1004-19-21	11/14/2023	Field oxygen	20.5	%vol
SG-VI-1004-19-21	11/14/2023	Lower explosive limit	0	%LEL
SG-VI-1004-19-21	11/14/2023	Photoionization detector	0	ppm
SG-VI-1005-4-6	11/8/2023	Field oxygen	15.4	%vol
SG-VI-1005-4-6	11/8/2023	Lower explosive limit	0	%LEL
SG-VI-1005-4-6	11/8/2023	Photoionization detector	0.3	ppm
SG-VI-1005-9-11	11/8/2023	Field oxygen	20.1	%vol
SG-VI-1005-9-11	11/8/2023	Lower explosive limit	0	%LEL
SG-VI-1005-9-11	11/8/2023	Photoionization detector	0.8	ppm
SG-VI-1005-19-21	11/8/2023	Field oxygen	19.5	%vol
SG-VI-1005-19-21	11/8/2023	Lower explosive limit	17	%LEL
SG-VI-1005-19-21	11/8/2023	Photoionization detector	2.3	ppm
SG-VI-1006-4-6	11/15/2023	Field oxygen	20.3	%vol
SG-VI-1006-4-6	11/15/2023	Lower explosive limit	0	%LEL
SG-VI-1006-4-6	11/15/2023	Photoionization detector	0.4	ppm
SG-VI-1006-9-11	11/15/2023	Field oxygen	20.4	%vol
SG-VI-1006-9-11	11/15/2023	Lower explosive limit	0	%LEL
SG-VI-1006-9-11	11/15/2023	Photoionization detector	0.3	ppm
SG-VI-1006-19-21	11/15/2023	Field oxygen	19.6	%vol
SG-VI-1006-19-21	11/15/2023	Lower explosive limit	18	%LEL
SG-VI-1006-19-21	11/15/2023	Photoionization detector	1.0	ppm

Abbreviations:
%LEL = percent lower explosive limit
ppm = parts per million
%vol = percent volume

Appendix C

Groundwater Sampling Locations Tables and Figures

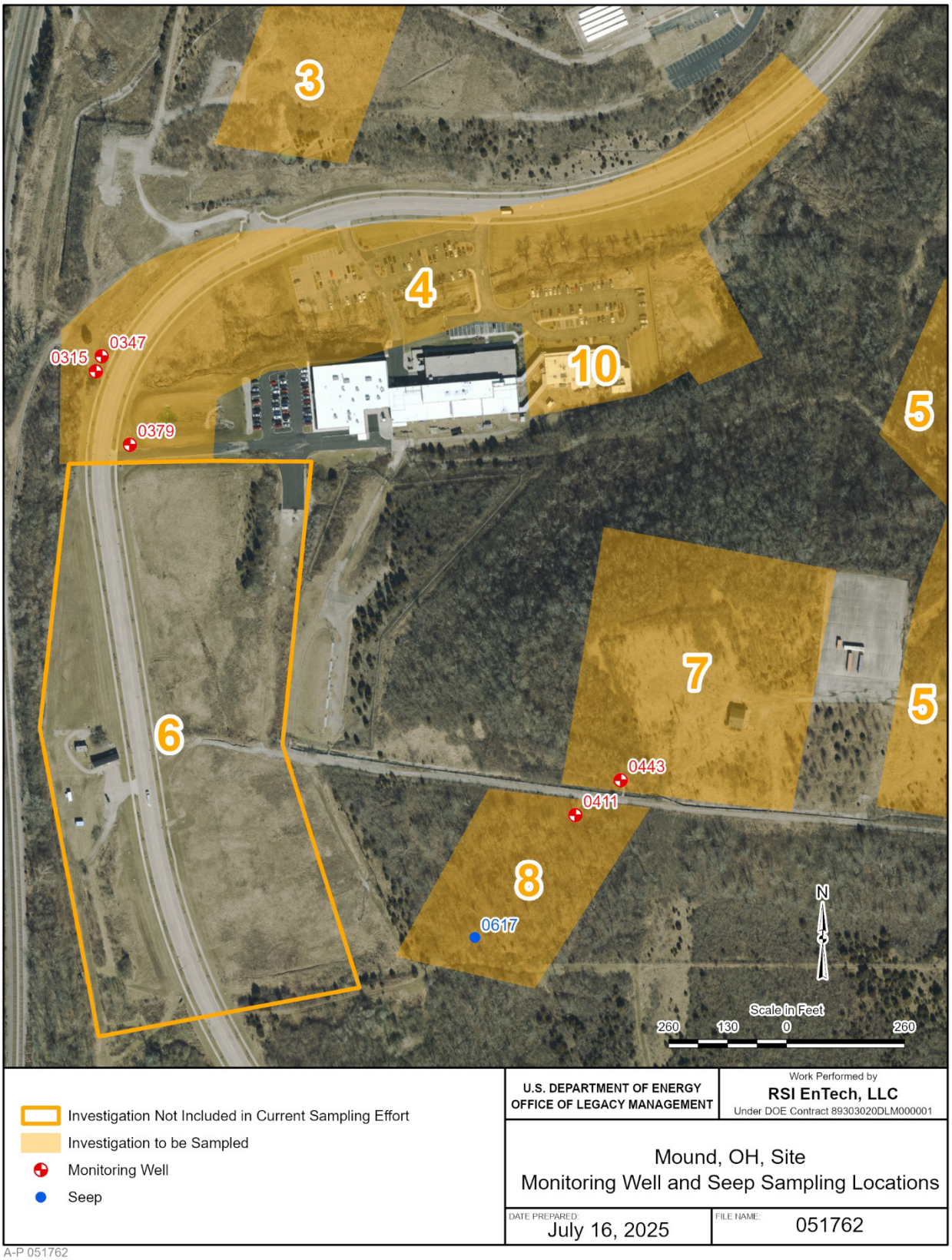

Figure C-1. Monitoring Well and Seep Sampling Locations

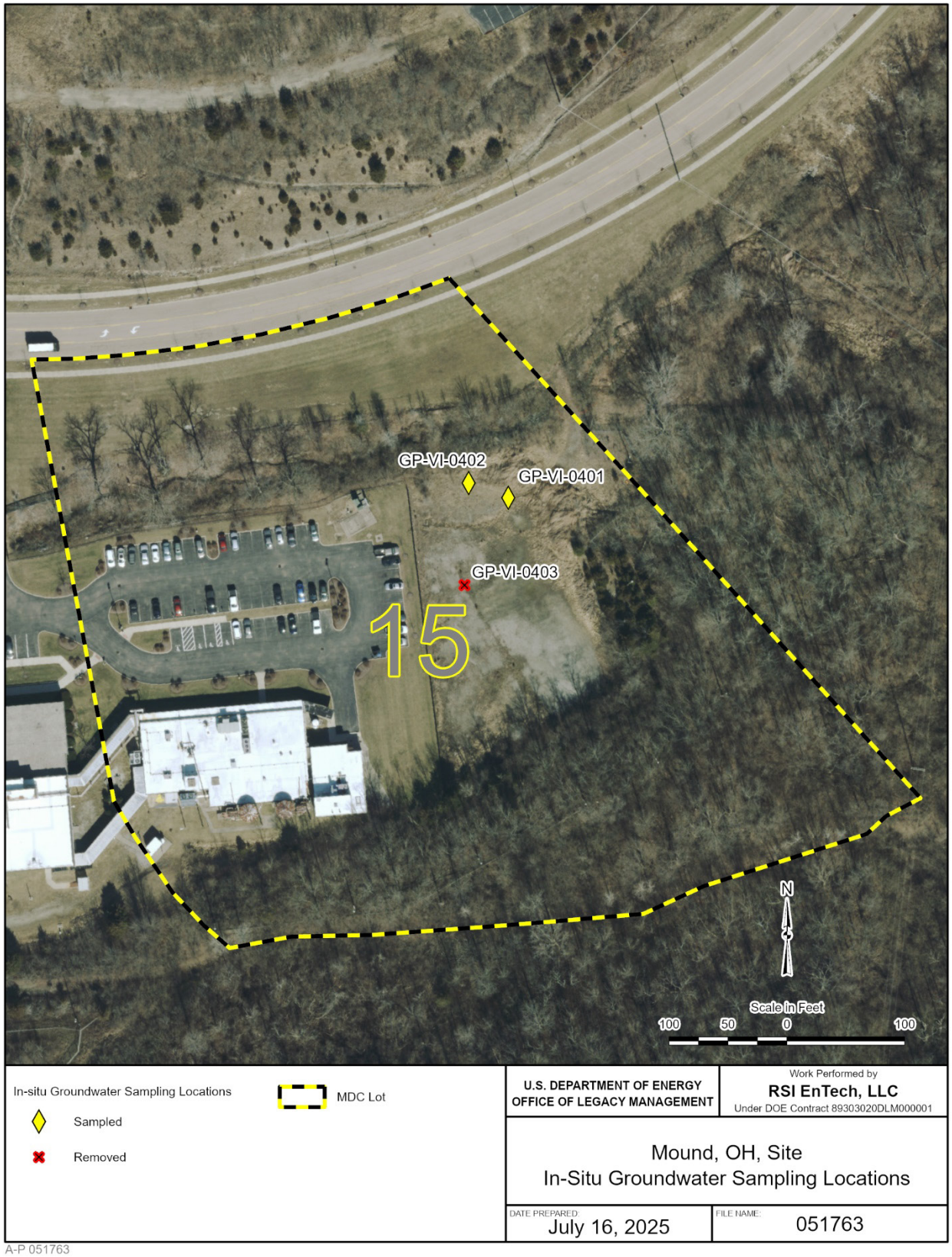

Abbreviation: MDC = Mound Development Corporation

Figure C-2. In Situ Groundwater Sampling Locations

Table C-1. Monitoring Well and Seep Sampling Locations

Location ID	Northing	Easting	Ground Elevation (ft AMSL)	Top of Casing Elevation (ft AMSL)	Investigation Area
Well 0315	597786.28	1464020.40	722.57	723.99	Area 4
Well 0347	597819.31	1464034.10	723.76	725.20	Area 4
Well 0379	597624.41	1464095.90	715.24	716.11	Area 4
Well 0411	596808.81	1465077.10	834.83	836.57	Areas 7 and 8
Well 0443	596886.22	1465177.11	856.89	858.78	Areas 7 and 8
Seep 0602	598346.65	1465311.40	779.61	NA	Area 4
Seep 0617	596539.80	1464855.80	766.07	NA	Areas 7 and 8

Abbreviations:
AMSL = above mean sea level
ft = feet
NA = not applicable

Table C-2. In Situ Groundwater Sampling Locations in Area 4

Sample ID	Northing	Easting	Ground Elevation (ft AMSL)	Sampled Interval Depth (ft bgs)	Sample Type
GP-VI-0401	598009.63	1465325.45	747.20	5–8	In situ
GP-VI-0402	598021.56	1465287.89	746.51	5–8	In situ
GP-VI-0403	597948.71	1465281.40	746.46	Not sampled[a]	In situ

Note:
[a] Location was not sampled because water was not encountered at the planned sampling interval.

Abbreviations:
AMSL = above mean sea level
bgs = below ground surface
ft = feet

Appendix D

Groundwater Sampling Results

Table D-1. Monitoring Well and Seep Results

Location ID	Sample Date	Analyte	Result (µg/L)	Validation Qualifier	Laboratory Qualifiers	Method Detection Limit (µg/L)	Reporting Detection Limit (µg/L)	Sample Type
Well 0315	2/9/2023	1,2-Dichloroethane	< 0.333		U	0.333	1.00	F
Well 0315	2/9/2023	1,2-Dichloroethane	< 0.333		U	0.333	1.00	D
Well 0315	4/24/2023	1,2-Dichloroethane	< 0.333		U	0.333	1.00	F
Well 0315	7/24/2023	1,2-Dichloroethane	< 0.333		U	0.333	1.00	D
Well 0315	7/24/2023	1,2-Dichloroethane	< 0.333		U	0.333	1.00	F
Well 0315	10/31/2023	1,2-Dichloroethane	< 0.333		U	0.333	1.00	F
Well 0315	1/30/2024	1,2-Dichloroethane	< 0.333		U	0.333	1.00	F
Well 0315	4/22/2024	1,2-Dichloroethane	< 0.333		U	0.333	1.00	F
Well 0315	8/5/2024	1,2-Dichloroethane	< 0.333		U	0.333	1.00	F
Well 0315	11/5/2024	1,2-Dichloroethane	< 0.333		U	0.333	1.00	F
Well 0315	2/9/2023	2-Butanone	< 1.67		U	1.67	5.00	D
Well 0315	2/9/2023	2-Butanone	< 1.67		U	1.67	5.00	F
Well 0315	4/24/2023	2-Butanone	< 1.67		U	1.67	5.00	F
Well 0315	7/24/2023	2-Butanone	< 1.67		U	1.67	5.00	F
Well 0315	7/24/2023	2-Butanone	< 1.67		U	1.67	5.00	D
Well 0315	10/31/2023	2-Butanone	< 1.67		U	1.67	5.00	F
Well 0315	1/30/2024	2-Butanone	< 1.67		U	1.67	5.00	F
Well 0315	4/22/2024	2-Butanone	< 1.67		U	1.67	5.00	F
Well 0315	8/5/2024	2-Butanone	< 4.50	U	J	1.67	5.00	F
Well 0315	11/5/2024	2-Butanone	< 1.67		U	1.67	5.00	F
Well 0315	2/9/2023	2-Hexanone	< 1.67		U	1.67	5.00	D
Well 0315	2/9/2023	2-Hexanone	< 1.67		U	1.67	5.00	F
Well 0315	4/24/2023	2-Hexanone	< 1.67		U	1.67	5.00	F
Well 0315	7/24/2023	2-Hexanone	< 1.67		U	1.67	5.00	F
Well 0315	7/24/2023	2-Hexanone	< 1.67		U	1.67	5.00	D
Well 0315	10/31/2023	2-Hexanone	< 1.67		U	1.67	5.00	F
Well 0315	1/30/2024	2-Hexanone	< 1.67		U	1.67	5.00	F
Well 0315	4/22/2024	2-Hexanone	< 1.67		U	1.67	5.00	F

Table D-1. Monitoring Well and Seep Results (continued)

Location ID	Sample Date	Analyte	Result (µg/L)	Validation Qualifier	Laboratory Qualifiers	Method Detection Limit (µg/L)	Reporting Detection Limit (µg/L)	Sample Type
Well 0315	8/5/2024	2-Hexanone	< 1.67		U	1.67	5.00	F
Well 0315	11/5/2024	2-Hexanone	< 1.67		U	1.67	5.00	F
Well 0315	2/9/2023	Benzene	< 0.333		U	0.333	1.00	D
Well 0315	2/9/2023	Benzene	< 0.333		U	0.333	1.00	F
Well 0315	4/24/2023	Benzene	< 0.333		U	0.333	1.00	F
Well 0315	7/24/2023	Benzene	< 0.333		U	0.333	1.00	F
Well 0315	7/24/2023	Benzene	< 0.333		U	0.333	1.00	D
Well 0315	10/31/2023	Benzene	< 0.333		U	0.333	1.00	F
Well 0315	1/30/2024	Benzene	< 0.333		U	0.333	1.00	F
Well 0315	4/22/2024	Benzene	< 0.333		U	0.333	1.00	F
Well 0315	8/5/2024	Benzene	< 0.333		U	0.333	1.00	F
Well 0315	11/5/2024	Benzene	< 0.333		U	0.333	1.00	F
Well 0315	2/9/2023	Carbon tetrachloride	0.350		J	0.333	1.00	D
Well 0315	2/9/2023	Carbon tetrachloride	< 0.333		U	0.333	1.00	F
Well 0315	4/24/2023	Carbon tetrachloride	< 0.333		U	0.333	1.00	F
Well 0315	7/24/2023	Carbon tetrachloride	< 0.333		U	0.333	1.00	F
Well 0315	7/24/2023	Carbon tetrachloride	< 0.333		U	0.333	1.00	D
Well 0315	10/31/2023	Carbon tetrachloride	< 0.333		U	0.333	1.00	F
Well 0315	1/30/2024	Carbon tetrachloride	< 0.333		U	0.333	1.00	F
Well 0315	4/22/2024	Carbon tetrachloride	< 0.333		U	0.333	1.00	F
Well 0315	8/5/2024	Carbon tetrachloride	< 0.333		U	0.333	1.00	F
Well 0315	11/5/2024	Carbon tetrachloride	< 0.333		U	0.333	1.00	F
Well 0315	2/9/2023	Chloroform	< 0.333		U	0.333	1.00	D
Well 0315	2/9/2023	Chloroform	< 0.333		U	0.333	1.00	F
Well 0315	4/24/2023	Chloroform	< 0.333		U	0.333	1.00	F
Well 0315	7/24/2023	Chloroform	< 0.333		U	0.333	1.00	F
Well 0315	7/24/2023	Chloroform	< 0.333		U	0.333	1.00	D

Table D-1. Monitoring Well and Seep Results (continued)

Location ID	Sample Date	Analyte	Result (µg/L)	Validation Qualifier	Laboratory Qualifiers	Method Detection Limit (µg/L)	Reporting Detection Limit (µg/L)	Sample Type
Well 0315	10/31/2023	Chloroform	< 0.333		U	0.333	1.00	F
Well 0315	1/30/2024	Chloroform	< 0.333		U	0.333	1.00	F
Well 0315	4/22/2024	Chloroform	< 0.333		U	0.333	1.00	F
Well 0315	8/5/2024	Chloroform	< 0.333		U	0.333	1.00	F
Well 0315	11/5/2024	Chloroform	< 0.333		U	0.333	1.00	F
Well 0315	2/9/2023	Ethylbenzene	< 0.333		U	0.333	1.00	D
Well 0315	2/9/2023	Ethylbenzene	< 0.333		U	0.333	1.00	F
Well 0315	4/24/2023	Ethylbenzene	< 0.333		U	0.333	1.00	F
Well 0315	7/24/2023	Ethylbenzene	< 0.333		U	0.333	1.00	F
Well 0315	7/24/2023	Ethylbenzene	< 0.333		U	0.333	1.00	D
Well 0315	10/31/2023	Ethylbenzene	< 0.333		U	0.333	1.00	F
Well 0315	1/30/2024	Ethylbenzene	< 0.333		U	0.333	1.00	F
Well 0315	4/22/2024	Ethylbenzene	< 0.333		U	0.333	1.00	F
Well 0315	8/5/2024	Ethylbenzene	< 0.333		U	0.333	1.00	F
Well 0315	11/5/2024	Ethylbenzene	< 0.333		U	0.333	1.00	F
Well 0315	2/9/2023	Naphthalene	< 0.333		U	0.333	1.00	F
Well 0315	2/9/2023	Naphthalene	< 0.333		U	0.333	1.00	D
Well 0315	4/24/2023	Naphthalene	< 0.333		U	0.333	1.00	F
Well 0315	7/24/2023	Naphthalene	< 0.333	J	U	0.333	1.00	D
Well 0315	7/24/2023	Naphthalene	< 0.333	J	U	0.333	1.00	F
Well 0315	10/31/2023	Naphthalene	< 0.333		U	0.333	1.00	F
Well 0315	1/30/2024	Naphthalene	< 0.333		U	0.333	1.00	F
Well 0315	4/22/2024	Naphthalene	< 0.333	J	U	0.333	1.00	F
Well 0315	8/5/2024	Naphthalene	0.750		J	0.333	1.00	F
Well 0315	11/5/2024	Naphthalene	< 0.333		U	0.333	1.00	F
Well 0315	2/9/2023	Tetrachloroethene	< 0.333		U	0.333	1.00	D
Well 0315	2/9/2023	Tetrachloroethene	< 0.333		U	0.333	1.00	F

Table D-1. Monitoring Well and Seep Results (continued)

Location ID	Sample Date	Analyte	Result (µg/L)	Validation Qualifier	Laboratory Qualifiers	Method Detection Limit (µg/L)	Reporting Detection Limit (µg/L)	Sample Type
Well 0315	4/24/2023	Tetrachloroethene	< 0.333		U	0.333	1.00	F
Well 0315	7/24/2023	Tetrachloroethene	< 0.333		U	0.333	1.00	F
Well 0315	7/24/2023	Tetrachloroethene	< 0.333		U	0.333	1.00	D
Well 0315	10/31/2023	Tetrachloroethene	< 0.333		U	0.333	1.00	F
Well 0315	1/30/2024	Tetrachloroethene	< 0.333		U	0.333	1.00	F
Well 0315	4/22/2024	Tetrachloroethene	< 0.333		U	0.333	1.00	F
Well 0315	8/5/2024	Tetrachloroethene	< 0.333		U	0.333	1.00	F
Well 0315	11/5/2024	Tetrachloroethene	< 0.333		U	0.333	1.00	F
Well 0315	2/9/2023	Toluene	< 0.333		U	0.333	1.00	D
Well 0315	2/9/2023	Toluene	< 0.333		U	0.333	1.00	F
Well 0315	4/24/2023	Toluene	< 0.333		U	0.333	1.00	F
Well 0315	7/24/2023	Toluene	< 0.333		U	0.333	1.00	F
Well 0315	7/24/2023	Toluene	< 0.333		U	0.333	1.00	D
Well 0315	10/31/2023	Toluene	< 0.333		U	0.333	1.00	F
Well 0315	1/30/2024	Toluene	< 0.333		U	0.333	1.00	F
Well 0315	4/22/2024	Toluene	< 0.333		U	0.333	1.00	F
Well 0315	8/5/2024	Toluene	< 0.333		U	0.333	1.00	F
Well 0315	11/5/2024	Toluene	< 0.333		U	0.333	1.00	F
Well 0315	2/9/2023	Total xylenes	< 1.00		U	1.00	3.00	D
Well 0315	2/9/2023	Total xylenes	< 1.00		U	1.00	3.00	F
Well 0315	4/24/2023	Total xylenes	< 1.00		U	1.00	3.00	F
Well 0315	7/24/2023	Total xylenes	< 1.00		U	1.00	3.00	F
Well 0315	7/24/2023	Total xylenes	< 1.00		U	1.00	3.00	D
Well 0315	10/31/2023	Total xylenes	< 1.00		U	1.00	3.00	F
Well 0315	1/30/2024	Total xylenes	< 1.00		U	1.00	3.00	F
Well 0315	4/22/2024	Total xylenes	< 1.00		U	1.00	3.00	F
Well 0315	8/5/2024	Total xylenes	< 1.00		U	1.00	3.00	F

Table D-1. Monitoring Well and Seep Results (continued)

Location ID	Sample Date	Analyte	Result (µg/L)	Validation Qualifier	Laboratory Qualifiers	Method Detection Limit (µg/L)	Reporting Detection Limit (µg/L)	Sample Type
Well 0315	11/5/2024	Total xylenes	< 1.00		U	1.00	3.00	F
Well 0315	2/9/2023	Trichloroethene	0.560		J	0.333	1.00	F
Well 0315	2/9/2023	Trichloroethene	0.580		J	0.333	1.00	D
Well 0315	4/24/2023	Trichloroethene	0.550		J	0.333	1.00	F
Well 0315	7/24/2023	Trichloroethene	0.560		J	0.333	1.00	D
Well 0315	7/24/2023	Trichloroethene	0.490		J	0.333	1.00	F
Well 0315	10/31/2023	Trichloroethene	0.460		J	0.333	1.00	F
Well 0315	1/30/2024	Trichloroethene	1.01			0.333	1.00	F
Well 0315	4/22/2024	Trichloroethene	0.410		J	0.333	1.00	F
Well 0315	8/5/2024	Trichloroethene	< 0.333		U	0.333	1.00	F
Well 0315	11/5/2024	Trichloroethene	0.500		J	0.333	1.00	F
Well 0315	2/9/2023	Vinyl chloride	< 0.333		U	0.333	1.00	D
Well 0315	2/9/2023	Vinyl chloride	< 0.333		U	0.333	1.00	F
Well 0315	4/24/2023	Vinyl chloride	< 0.333		U	0.333	1.00	F
Well 0315	7/24/2023	Vinyl chloride	< 0.333		U	0.333	1.00	F
Well 0315	7/24/2023	Vinyl chloride	< 0.333		U	0.333	1.00	D
Well 0315	10/31/2023	Vinyl chloride	< 0.333		U	0.333	1.00	F
Well 0315	1/30/2024	Vinyl chloride	< 0.333		U	0.333	1.00	F
Well 0315	4/22/2024	Vinyl chloride	< 0.333		U	0.333	1.00	F
Well 0315	8/5/2024	Vinyl chloride	< 0.333		U	0.333	1.00	F
Well 0315	11/5/2024	Vinyl chloride	< 0.333	J	U	0.333	1.00	F
Well 0347	2/9/2023	1,2-Dichloroethane	< 0.333		U	0.333	1.00	F
Well 0347	4/24/2023	1,2-Dichloroethane	< 0.333		U	0.333	1.00	D
Well 0347	4/24/2023	1,2-Dichloroethane	< 0.333		U	0.333	1.00	F
Well 0347	7/25/2023	1,2-Dichloroethane	< 0.333		U	0.333	1.00	F
Well 0347	10/31/2023	1,2-Dichloroethane	< 0.333		U	0.333	1.00	F
Well 0347	10/31/2023	1,2-Dichloroethane	< 0.333		U	0.333	1.00	D

Table D-1. Monitoring Well and Seep Results (continued)

Location ID	Sample Date	Analyte	Result (µg/L)	Validation Qualifier	Laboratory Qualifiers	Method Detection Limit (µg/L)	Reporting Detection Limit (µg/L)	Sample Type
Well 0347	1/29/2024	1,2-Dichloroethane	< 0.333		U	0.333	1.00	D
Well 0347	1/29/2024	1,2-Dichloroethane	< 0.333		U	0.333	1.00	F
Well 0347	4/22/2024	1,2-Dichloroethane	< 0.333		U	0.333	1.00	D
Well 0347	4/22/2024	1,2-Dichloroethane	< 0.333		U	0.333	1.00	F
Well 0347	8/5/2024	1,2-Dichloroethane	< 0.333		U	0.333	1.00	D
Well 0347	8/5/2024	1,2-Dichloroethane	< 0.333		U	0.333	1.00	F
Well 0347	11/5/2024	1,2-Dichloroethane	< 0.333		U	0.333	1.00	D
Well 0347	11/5/2024	1,2-Dichloroethane	< 0.333		U	0.333	1.00	F
Well 0347	2/9/2023	2-Butanone	< 1.67		U	1.67	5.00	F
Well 0347	4/24/2023	2-Butanone	< 1.67		U	1.67	5.00	F
Well 0347	4/24/2023	2-Butanone	< 1.67		U	1.67	5.00	D
Well 0347	7/25/2023	2-Butanone	< 1.67		U	1.67	5.00	F
Well 0347	10/31/2023	2-Butanone	< 1.67		U	1.67	5.00	F
Well 0347	10/31/2023	2-Butanone	< 1.67		U	1.67	5.00	D
Well 0347	1/29/2024	2-Butanone	< 1.67		U	1.67	5.00	F
Well 0347	1/29/2024	2-Butanone	< 1.67		U	1.67	5.00	D
Well 0347	4/22/2024	2-Butanone	< 1.67		U	1.67	5.00	F
Well 0347	4/22/2024	2-Butanone	< 1.67		U	1.67	5.00	D
Well 0347	8/5/2024	2-Butanone	< 1.67		U	1.67	5.00	F
Well 0347	8/5/2024	2-Butanone	< 1.67		U	1.67	5.00	D
Well 0347	11/5/2024	2-Butanone	< 1.67		U	1.67	5.00	F
Well 0347	11/5/2024	2-Butanone	< 1.67		U	1.67	5.00	D
Well 0347	2/9/2023	2-Hexanone	< 1.67		U	1.67	5.00	F
Well 0347	4/24/2023	2-Hexanone	< 1.67		U	1.67	5.00	F
Well 0347	4/24/2023	2-Hexanone	< 1.67		U	1.67	5.00	D
Well 0347	7/25/2023	2-Hexanone	< 1.67		U	1.67	5.00	F
Well 0347	10/31/2023	2-Hexanone	< 1.67		U	1.67	5.00	F

Table D-1. Monitoring Well and Seep Results (continued)

Location ID	Sample Date	Analyte	Result (µg/L)	Validation Qualifier	Laboratory Qualifiers	Method Detection Limit (µg/L)	Reporting Detection Limit (µg/L)	Sample Type
Well 0347	10/31/2023	2-Hexanone	< 1.67		U	1.67	5.00	D
Well 0347	1/29/2024	2-Hexanone	< 1.67		U	1.67	5.00	F
Well 0347	1/29/2024	2-Hexanone	< 1.67		U	1.67	5.00	D
Well 0347	4/22/2024	2-Hexanone	< 1.67		U	1.67	5.00	F
Well 0347	4/22/2024	2-Hexanone	< 1.67		U	1.67	5.00	D
Well 0347	8/5/2024	2-Hexanone	< 1.67		U	1.67	5.00	F
Well 0347	8/5/2024	2-Hexanone	< 1.67		U	1.67	5.00	D
Well 0347	11/5/2024	2-Hexanone	< 1.67		U	1.67	5.00	F
Well 0347	11/5/2024	2-Hexanone	< 1.67		U	1.67	5.00	D
Well 0347	2/9/2023	Benzene	< 0.333		U	0.333	1.00	F
Well 0347	4/24/2023	Benzene	< 0.333		U	0.333	1.00	F
Well 0347	4/24/2023	Benzene	< 0.333		U	0.333	1.00	D
Well 0347	7/25/2023	Benzene	< 0.333		U	0.333	1.00	F
Well 0347	10/31/2023	Benzene	< 0.333		U	0.333	1.00	F
Well 0347	10/31/2023	Benzene	< 0.333		U	0.333	1.00	D
Well 0347	1/29/2024	Benzene	< 0.333		U	0.333	1.00	F
Well 0347	1/29/2024	Benzene	< 0.333		U	0.333	1.00	D
Well 0347	4/22/2024	Benzene	< 0.333		U	0.333	1.00	F
Well 0347	4/22/2024	Benzene	< 0.333		U	0.333	1.00	D
Well 0347	8/5/2024	Benzene	< 0.333		U	0.333	1.00	F
Well 0347	8/5/2024	Benzene	< 0.333		U	0.333	1.00	D
Well 0347	11/5/2024	Benzene	< 0.333		U	0.333	1.00	F
Well 0347	11/5/2024	Benzene	< 0.333		U	0.333	1.00	D
Well 0347	2/9/2023	Carbon tetrachloride	1.07			0.333	1.00	F
Well 0347	4/24/2023	Carbon tetrachloride	0.470		J	0.333	1.00	F
Well 0347	4/24/2023	Carbon tetrachloride	0.480		J	0.333	1.00	D
Well 0347	7/25/2023	Carbon tetrachloride	0.670		J	0.333	1.00	F

Table D-1. Monitoring Well and Seep Results (continued)

Location ID	Sample Date	Analyte	Result (µg/L)	Validation Qualifier	Laboratory Qualifiers	Method Detection Limit (µg/L)	Reporting Detection Limit (µg/L)	Sample Type
Well 0347	10/31/2023	Carbon tetrachloride	0.530		J	0.333	1.00	F
Well 0347	10/31/2023	Carbon tetrachloride	0.560		J	0.333	1.00	D
Well 0347	1/29/2024	Carbon tetrachloride	0.880		J	0.333	1.00	F
Well 0347	1/29/2024	Carbon tetrachloride	0.900		J	0.333	1.00	D
Well 0347	4/22/2024	Carbon tetrachloride	0.600		J	0.333	1.00	F
Well 0347	4/22/2024	Carbon tetrachloride	0.650		J	0.333	1.00	D
Well 0347	8/5/2024	Carbon tetrachloride	< 0.333		U	0.333	1.00	F
Well 0347	8/5/2024	Carbon tetrachloride	< 0.333		U	0.333	1.00	D
Well 0347	11/5/2024	Carbon tetrachloride	0.460		J	0.333	1.00	F
Well 0347	11/5/2024	Carbon tetrachloride	0.440		J	0.333	1.00	D
Well 0347	2/9/2023	Chloroform	< 0.333		U	0.333	1.00	F
Well 0347	4/24/2023	Chloroform	< 0.333		U	0.333	1.00	F
Well 0347	4/24/2023	Chloroform	< 0.333		U	0.333	1.00	D
Well 0347	7/25/2023	Chloroform	< 0.333		U	0.333	1.00	F
Well 0347	10/31/2023	Chloroform	0.370		J	0.333	1.00	F
Well 0347	10/31/2023	Chloroform	0.390		J	0.333	1.00	D
Well 0347	1/29/2024	Chloroform	0.560		J	0.333	1.00	F
Well 0347	1/29/2024	Chloroform	0.530		J	0.333	1.00	D
Well 0347	4/22/2024	Chloroform	< 0.333		U	0.333	1.00	F
Well 0347	4/22/2024	Chloroform	< 0.333		U	0.333	1.00	D
Well 0347	8/5/2024	Chloroform	< 0.333		U	0.333	1.00	F
Well 0347	8/5/2024	Chloroform	< 0.333		U	0.333	1.00	D
Well 0347	11/5/2024	Chloroform	< 0.333		U	0.333	1.00	F
Well 0347	11/5/2024	Chloroform	< 0.333		U	0.333	1.00	D
Well 0347	2/9/2023	Ethylbenzene	< 0.333		U	0.333	1.00	F
Well 0347	4/24/2023	Ethylbenzene	< 0.333		U	0.333	1.00	F
Well 0347	4/24/2023	Ethylbenzene	< 0.333		U	0.333	1.00	D

Table D-1. Monitoring Well and Seep Results (continued)

Location ID	Sample Date	Analyte	Result (µg/L)	Validation Qualifier	Laboratory Qualifiers	Method Detection Limit (µg/L)	Reporting Detection Limit (µg/L)	Sample Type
Well 0347	7/25/2023	Ethylbenzene	< 0.333		U	0.333	1.00	F
Well 0347	10/31/2023	Ethylbenzene	< 0.333		U	0.333	1.00	F
Well 0347	10/31/2023	Ethylbenzene	< 0.333		U	0.333	1.00	D
Well 0347	1/29/2024	Ethylbenzene	< 0.333		U	0.333	1.00	F
Well 0347	1/29/2024	Ethylbenzene	< 0.333		U	0.333	1.00	D
Well 0347	4/22/2024	Ethylbenzene	< 0.333		U	0.333	1.00	F
Well 0347	4/22/2024	Ethylbenzene	< 0.333		U	0.333	1.00	D
Well 0347	8/5/2024	Ethylbenzene	< 0.333		U	0.333	1.00	F
Well 0347	8/5/2024	Ethylbenzene	< 0.333		U	0.333	1.00	D
Well 0347	11/5/2024	Ethylbenzene	< 0.333		U	0.333	1.00	F
Well 0347	11/5/2024	Ethylbenzene	< 0.333		U	0.333	1.00	D
Well 0347	2/9/2023	Naphthalene	< 0.333		U	0.333	1.00	F
Well 0347	4/24/2023	Naphthalene	< 0.333		U	0.333	1.00	D
Well 0347	4/24/2023	Naphthalene	< 0.333		U	0.333	1.00	F
Well 0347	7/25/2023	Naphthalene	< 0.333	J	U	0.333	1.00	F
Well 0347	10/31/2023	Naphthalene	< 0.333		U	0.333	1.00	F
Well 0347	10/31/2023	Naphthalene	< 0.333		U	0.333	1.00	D
Well 0347	1/29/2024	Naphthalene	< 0.333		U	0.333	1.00	D
Well 0347	1/29/2024	Naphthalene	< 0.333		U	0.333	1.00	F
Well 0347	4/22/2024	Naphthalene	< 0.333	J	U	0.333	1.00	D
Well 0347	4/22/2024	Naphthalene	< 0.333	J	U	0.333	1.00	F
Well 0347	8/5/2024	Naphthalene	0.620		J	0.333	1.00	D
Well 0347	8/5/2024	Naphthalene	0.640		J	0.333	1.00	F
Well 0347	11/5/2024	Naphthalene	< 0.333		U	0.333	1.00	D
Well 0347	11/5/2024	Naphthalene	< 0.333		U	0.333	1.00	F
Well 0347	2/9/2023	Tetrachloroethene	< 0.333		U	0.333	1.00	F
Well 0347	4/24/2023	Tetrachloroethene	< 0.333		U	0.333	1.00	F

Table D-1. Monitoring Well and Seep Results (continued)

Location ID	Sample Date	Analyte	Result (µg/L)	Validation Qualifier	Laboratory Qualifiers	Method Detection Limit (µg/L)	Reporting Detection Limit (µg/L)	Sample Type
Well 0347	4/24/2023	Tetrachloroethene	< 0.333		U	0.333	1.00	D
Well 0347	7/25/2023	Tetrachloroethene	< 0.333		U	0.333	1.00	F
Well 0347	10/31/2023	Tetrachloroethene	< 0.333		U	0.333	1.00	F
Well 0347	10/31/2023	Tetrachloroethene	< 0.333		U	0.333	1.00	D
Well 0347	1/29/2024	Tetrachloroethene	< 0.333		U	0.333	1.00	F
Well 0347	1/29/2024	Tetrachloroethene	< 0.333		U	0.333	1.00	D
Well 0347	4/22/2024	Tetrachloroethene	< 0.333		U	0.333	1.00	F
Well 0347	4/22/2024	Tetrachloroethene	< 0.333		U	0.333	1.00	D
Well 0347	8/5/2024	Tetrachloroethene	< 0.333		U	0.333	1.00	F
Well 0347	8/5/2024	Tetrachloroethene	< 0.333		U	0.333	1.00	D
Well 0347	11/5/2024	Tetrachloroethene	< 0.333		U	0.333	1.00	F
Well 0347	11/5/2024	Tetrachloroethene	< 0.333		U	0.333	1.00	D
Well 0347	2/9/2023	Toluene	< 0.333		U	0.333	1.00	F
Well 0347	4/24/2023	Toluene	< 0.333		U	0.333	1.00	F
Well 0347	4/24/2023	Toluene	< 0.333		U	0.333	1.00	D
Well 0347	7/25/2023	Toluene	< 0.333		U	0.333	1.00	F
Well 0347	10/31/2023	Toluene	< 0.333		U	0.333	1.00	F
Well 0347	10/31/2023	Toluene	< 0.333		U	0.333	1.00	D
Well 0347	1/29/2024	Toluene	< 0.333		U	0.333	1.00	F
Well 0347	1/29/2024	Toluene	< 0.333		U	0.333	1.00	D
Well 0347	4/22/2024	Toluene	< 0.333		U	0.333	1.00	F
Well 0347	4/22/2024	Toluene	< 0.333		U	0.333	1.00	D
Well 0347	8/5/2024	Toluene	< 0.333		U	0.333	1.00	F
Well 0347	8/5/2024	Toluene	< 0.333		U	0.333	1.00	D
Well 0347	11/5/2024	Toluene	< 0.333		U	0.333	1.00	F
Well 0347	11/5/2024	Toluene	< 0.333		U	0.333	1.00	D
Well 0347	2/9/2023	Total xylenes	< 1.00		U	1.00	3.00	F

Table D-1. Monitoring Well and Seep Results (continued)

Location ID	Sample Date	Analyte	Result (µg/L)	Validation Qualifier	Laboratory Qualifiers	Method Detection Limit (µg/L)	Reporting Detection Limit (µg/L)	Sample Type
Well 0347	4/24/2023	Total xylenes	< 1.00		U	1.00	3.00	F
Well 0347	4/24/2023	Total xylenes	< 1.00		U	1.00	3.00	D
Well 0347	7/25/2023	Total xylenes	< 1.00		U	1.00	3.00	F
Well 0347	10/31/2023	Total xylenes	< 1.00		U	1.00	3.00	F
Well 0347	10/31/2023	Total xylenes	< 1.00		U	1.00	3.00	D
Well 0347	1/29/2024	Total xylenes	< 1.00		U	1.00	3.00	F
Well 0347	1/29/2024	Total xylenes	< 1.00		U	1.00	3.00	D
Well 0347	4/22/2024	Total xylenes	< 1.00		U	1.00	3.00	F
Well 0347	4/22/2024	Total xylenes	< 1.00		U	1.00	3.00	D
Well 0347	8/5/2024	Total xylenes	< 1.00		U	1.00	3.00	F
Well 0347	8/5/2024	Total xylenes	< 1.00		U	1.00	3.00	D
Well 0347	11/5/2024	Total xylenes	< 1.00		U	1.00	3.00	F
Well 0347	11/5/2024	Total xylenes	< 1.00		U	1.00	3.00	D
Well 0347	2/9/2023	Trichloroethene	27.4			0.333	1.00	F
Well 0347	4/24/2023	Trichloroethene	10.3			0.333	1.00	D
Well 0347	4/24/2023	Trichloroethene	10.3			0.333	1.00	F
Well 0347	7/25/2023	Trichloroethene	23.7			0.333	1.00	F
Well 0347	10/31/2023	Trichloroethene	26.0			0.333	1.00	F
Well 0347	10/31/2023	Trichloroethene	25.6			0.333	1.00	D
Well 0347	1/29/2024	Trichloroethene	30.4			0.333	1.00	D
Well 0347	1/29/2024	Trichloroethene	31.5			0.333	1.00	F
Well 0347	4/22/2024	Trichloroethene	13.9			0.333	1.00	D
Well 0347	4/22/2024	Trichloroethene	13.7			0.333	1.00	F
Well 0347	8/5/2024	Trichloroethene	< 0.333		U	0.333	1.00	D
Well 0347	8/5/2024	Trichloroethene	< 0.333		U	0.333	1.00	F
Well 0347	11/5/2024	Trichloroethene	30.5			0.333	1.00	D
Well 0347	11/5/2024	Trichloroethene	31.2			0.333	1.00	F

Table D-1. Monitoring Well and Seep Results (continued)

Location ID	Sample Date	Analyte	Result (µg/L)	Validation Qualifier	Laboratory Qualifiers	Method Detection Limit (µg/L)	Reporting Detection Limit (µg/L)	Sample Type
Well 0347	2/9/2023	Vinyl chloride	< 0.333		U	0.333	1.00	F
Well 0347	4/24/2023	Vinyl chloride	< 0.333		U	0.333	1.00	F
Well 0347	4/24/2023	Vinyl chloride	< 0.333		U	0.333	1.00	D
Well 0347	7/25/2023	Vinyl chloride	< 0.333		U	0.333	1.00	F
Well 0347	10/31/2023	Vinyl chloride	< 0.333		U	0.333	1.00	F
Well 0347	10/31/2023	Vinyl chloride	< 0.333		U	0.333	1.00	D
Well 0347	1/29/2024	Vinyl chloride	< 0.333		U	0.333	1.00	F
Well 0347	1/29/2024	Vinyl chloride	< 0.333		U	0.333	1.00	D
Well 0347	4/22/2024	Vinyl chloride	< 0.333		U	0.333	1.00	F
Well 0347	4/22/2024	Vinyl chloride	< 0.333		U	0.333	1.00	D
Well 0347	8/5/2024	Vinyl chloride	< 0.333		U	0.333	1.00	F
Well 0347	8/5/2024	Vinyl chloride	< 0.333		U	0.333	1.00	D
Well 0347	11/5/2024	Vinyl chloride	< 0.333	J	U	0.333	1.00	F
Well 0347	11/5/2024	Vinyl chloride	< 0.333	J	U	0.333	1.00	D
Well 0379	2/2/2023	1,2-Dichloroethane	< 0.333		U	0.333	1.00	F
Well 0379	2/9/2023	1,2-Dichloroethane	< 0.333		U	0.333	1.00	F
Well 0379	4/24/2023	1,2-Dichloroethane	< 0.333		U	0.333	1.00	F
Well 0379	5/1/2023	1,2-Dichloroethane	< 0.333		U	0.333	1.00	F
Well 0379	7/24/2023	1,2-Dichloroethane	< 0.333		U	0.333	1.00	F
Well 0379	7/26/2023	1,2-Dichloroethane	< 0.333		U	0.333	1.00	F
Well 0379	10/31/2023	1,2-Dichloroethane	< 0.333		U	0.333	1.00	F
Well 0379	11/7/2023	1,2-Dichloroethane	< 0.333		U	0.333	1.00	F
Well 0379	1/30/2024	1,2-Dichloroethane	< 0.333		U	0.333	1.00	F
Well 0379	2/5/2024	1,2-Dichloroethane	< 0.333		U	0.333	1.00	F
Well 0379	4/22/2024	1,2-Dichloroethane	< 0.333		U	0.333	1.00	F
Well 0379	4/23/2024	1,2-Dichloroethane	< 0.333		U	0.333	1.00	F
Well 0379	8/1/2024	1,2-Dichloroethane	< 0.333		U	0.333	1.00	F

Table D-1. Monitoring Well and Seep Results (continued)

Location ID	Sample Date	Analyte	Result (µg/L)	Validation Qualifier	Laboratory Qualifiers	Method Detection Limit (µg/L)	Reporting Detection Limit (µg/L)	Sample Type
Well 0379	10/30/2024	1,2-Dichloroethane	< 0.333		U	0.333	1.00	F
Well 0379	2/2/2023	2-Butanone	< 1.67		U	1.67	5.00	F
Well 0379	2/9/2023	2-Butanone	< 1.67		U	1.67	5.00	F
Well 0379	4/24/2023	2-Butanone	< 1.67		U	1.67	5.00	F
Well 0379	5/1/2023	2-Butanone	< 1.67		U	1.67	5.00	F
Well 0379	7/24/2023	2-Butanone	< 1.67		U	1.67	5.00	F
Well 0379	7/26/2023	2-Butanone	< 1.67		U	1.67	5.00	F
Well 0379	10/31/2023	2-Butanone	< 1.67		U	1.67	5.00	F
Well 0379	11/7/2023	2-Butanone	< 1.67		U	1.67	5.00	F
Well 0379	1/30/2024	2-Butanone	< 1.67		U	1.67	5.00	F
Well 0379	2/5/2024	2-Butanone	< 1.67		U	1.67	5.00	F
Well 0379	4/22/2024	2-Butanone	< 1.67		U	1.67	5.00	F
Well 0379	4/23/2024	2-Butanone	< 1.67		U	1.67	5.00	F
Well 0379	8/1/2024	2-Butanone	< 1.67		U	1.67	5.00	F
Well 0379	10/30/2024	2-Butanone	< 1.67		U	1.67	5.00	F
Well 0379	2/2/2023	2-Hexanone	< 1.67	J	U	1.67	5.00	F
Well 0379	2/9/2023	2-Hexanone	< 1.67		U	1.67	5.00	F
Well 0379	4/24/2023	2-Hexanone	< 1.67		U	1.67	5.00	F
Well 0379	5/1/2023	2-Hexanone	< 1.67		U	1.67	5.00	F
Well 0379	7/24/2023	2-Hexanone	< 1.67		U	1.67	5.00	F
Well 0379	7/26/2023	2-Hexanone	< 1.67		U	1.67	5.00	F
Well 0379	10/31/2023	2-Hexanone	< 1.67		U	1.67	5.00	F
Well 0379	11/7/2023	2-Hexanone	< 1.67		U	1.67	5.00	F
Well 0379	1/30/2024	2-Hexanone	< 1.67		U	1.67	5.00	F
Well 0379	2/5/2024	2-Hexanone	< 1.67		U	1.67	5.00	F
Well 0379	4/22/2024	2-Hexanone	< 1.67		U	1.67	5.00	F
Well 0379	4/23/2024	2-Hexanone	< 1.67	J	U	1.67	5.00	F

Table D-1. Monitoring Well and Seep Results (continued)

Location ID	Sample Date	Analyte	Result (µg/L)	Validation Qualifier	Laboratory Qualifiers	Method Detection Limit (µg/L)	Reporting Detection Limit (µg/L)	Sample Type
Well 0379	8/1/2024	2-Hexanone	< 1.67	J	U	1.67	5.00	F
Well 0379	10/30/2024	2-Hexanone	< 1.67		U	1.67	5.00	F
Well 0379	2/2/2023	Benzene	< 0.333		U	0.333	1.00	F
Well 0379	2/9/2023	Benzene	< 0.333		U	0.333	1.00	F
Well 0379	4/24/2023	Benzene	< 0.333		U	0.333	1.00	F
Well 0379	5/1/2023	Benzene	< 0.333		U	0.333	1.00	F
Well 0379	7/24/2023	Benzene	< 0.333		U	0.333	1.00	F
Well 0379	7/26/2023	Benzene	< 0.333		U	0.333	1.00	F
Well 0379	10/31/2023	Benzene	< 0.333		U	0.333	1.00	F
Well 0379	11/7/2023	Benzene	< 0.333		U	0.333	1.00	F
Well 0379	1/30/2024	Benzene	< 0.333		U	0.333	1.00	F
Well 0379	2/5/2024	Benzene	< 0.333		U	0.333	1.00	F
Well 0379	4/22/2024	Benzene	< 0.333		U	0.333	1.00	F
Well 0379	4/23/2024	Benzene	< 0.333		U	0.333	1.00	F
Well 0379	8/1/2024	Benzene	< 0.333		U	0.333	1.00	F
Well 0379	10/30/2024	Benzene	< 0.333		U	0.333	1.00	F
Well 0379	2/2/2023	Carbon tetrachloride	0.710		J	0.333	1.00	F
Well 0379	2/9/2023	Carbon tetrachloride	0.680		J	0.333	1.00	F
Well 0379	4/24/2023	Carbon tetrachloride	0.720		J	0.333	1.00	F
Well 0379	5/1/2023	Carbon tetrachloride	0.650		J	0.333	1.00	F
Well 0379	7/24/2023	Carbon tetrachloride	0.490		J	0.333	1.00	F
Well 0379	7/26/2023	Carbon tetrachloride	0.720		J	0.333	1.00	F
Well 0379	10/31/2023	Carbon tetrachloride	0.420		J	0.333	1.00	F
Well 0379	11/7/2023	Carbon tetrachloride	0.720		J	0.333	1.00	F
Well 0379	1/30/2024	Carbon tetrachloride	0.520		J	0.333	1.00	F
Well 0379	2/5/2024	Carbon tetrachloride	0.420		J	0.333	1.00	F
Well 0379	4/22/2024	Carbon tetrachloride	0.600		J	0.333	1.00	F

Table D-1. Monitoring Well and Seep Results (continued)

Location ID	Sample Date	Analyte	Result (µg/L)	Validation Qualifier	Laboratory Qualifiers	Method Detection Limit (µg/L)	Reporting Detection Limit (µg/L)	Sample Type
Well 0379	4/23/2024	Carbon tetrachloride	0.520		J	0.333	1.00	F
Well 0379	8/1/2024	Carbon tetrachloride	0.820		J	0.333	1.00	F
Well 0379	10/30/2024	Carbon tetrachloride	0.720		J	0.333	1.00	F
Well 0379	2/2/2023	Chloroform	0.430		J	0.333	1.00	F
Well 0379	2/9/2023	Chloroform	0.500		J	0.333	1.00	F
Well 0379	4/24/2023	Chloroform	< 0.333		U	0.333	1.00	F
Well 0379	5/1/2023	Chloroform	< 0.333		U	0.333	1.00	F
Well 0379	7/24/2023	Chloroform	< 0.333		U	0.333	1.00	F
Well 0379	7/26/2023	Chloroform	0.370		J	0.333	1.00	F
Well 0379	10/31/2023	Chloroform	0.400		J	0.333	1.00	F
Well 0379	11/7/2023	Chloroform	0.410		J	0.333	1.00	F
Well 0379	1/30/2024	Chloroform	< 0.333		U	0.333	1.00	F
Well 0379	2/5/2024	Chloroform	< 0.333		U	0.333	1.00	F
Well 0379	4/22/2024	Chloroform	< 0.333		U	0.333	1.00	F
Well 0379	4/23/2024	Chloroform	< 0.333		U	0.333	1.00	F
Well 0379	8/1/2024	Chloroform	0.350		J	0.333	1.00	F
Well 0379	10/30/2024	Chloroform	< 0.333		U	0.333	1.00	F
Well 0379	2/2/2023	Ethylbenzene	< 0.333		U	0.333	1.00	F
Well 0379	2/9/2023	Ethylbenzene	< 0.333		U	0.333	1.00	F
Well 0379	4/24/2023	Ethylbenzene	< 0.333		U	0.333	1.00	F
Well 0379	5/1/2023	Ethylbenzene	< 0.333		U	0.333	1.00	F
Well 0379	7/24/2023	Ethylbenzene	< 0.333		U	0.333	1.00	F
Well 0379	7/26/2023	Ethylbenzene	< 0.333		U	0.333	1.00	F
Well 0379	10/31/2023	Ethylbenzene	< 0.333		U	0.333	1.00	F
Well 0379	11/7/2023	Ethylbenzene	< 0.333		U	0.333	1.00	F
Well 0379	1/30/2024	Ethylbenzene	< 0.333		U	0.333	1.00	F
Well 0379	2/5/2024	Ethylbenzene	< 0.333		U	0.333	1.00	F

Table D-1. Monitoring Well and Seep Results (continued)

Location ID	Sample Date	Analyte	Result (µg/L)	Validation Qualifier	Laboratory Qualifiers	Method Detection Limit (µg/L)	Reporting Detection Limit (µg/L)	Sample Type
Well 0379	4/22/2024	Ethylbenzene	< 0.333		U	0.333	1.00	F
Well 0379	4/23/2024	Ethylbenzene	< 0.333		U	0.333	1.00	F
Well 0379	8/1/2024	Ethylbenzene	< 0.333	J	U	0.333	1.00	F
Well 0379	10/30/2024	Ethylbenzene	< 0.333		U	0.333	1.00	F
Well 0379	2/2/2023	Naphthalene	< 0.333		U	0.333	1.00	F
Well 0379	2/9/2023	Naphthalene	< 0.333		U	0.333	1.00	F
Well 0379	4/24/2023	Naphthalene	< 0.333		U	0.333	1.00	F
Well 0379	5/1/2023	Naphthalene	< 0.333		U	0.333	1.00	F
Well 0379	7/24/2023	Naphthalene	< 0.333	J	U	0.333	1.00	F
Well 0379	7/26/2023	Naphthalene	< 0.333		U	0.333	1.00	F
Well 0379	10/31/2023	Naphthalene	< 0.333		U	0.333	1.00	F
Well 0379	11/7/2023	Naphthalene	< 0.333		U	0.333	1.00	F
Well 0379	1/30/2024	Naphthalene	< 0.333		U	0.333	1.00	F
Well 0379	2/5/2024	Naphthalene	< 0.333		U	0.333	1.00	F
Well 0379	4/22/2024	Naphthalene	< 0.333		U	0.333	1.00	F
Well 0379	4/23/2024	Naphthalene	< 0.333		U	0.333	1.00	F
Well 0379	8/1/2024	Naphthalene	< 0.333		U	0.333	1.00	F
Well 0379	10/30/2024	Naphthalene	< 0.333		U	0.333	1.00	F
Well 0379	2/2/2023	Tetrachloroethene	0.370		J	0.333	1.00	F
Well 0379	2/9/2023	Tetrachloroethene	0.410		J	0.333	1.00	F
Well 0379	4/24/2023	Tetrachloroethene	< 0.333		U	0.333	1.00	F
Well 0379	5/1/2023	Tetrachloroethene	< 0.333		U	0.333	1.00	F
Well 0379	7/24/2023	Tetrachloroethene	< 0.333		U	0.333	1.00	F
Well 0379	7/26/2023	Tetrachloroethene	0.340		J	0.333	1.00	F
Well 0379	10/31/2023	Tetrachloroethene	< 0.333		U	0.333	1.00	F
Well 0379	11/7/2023	Tetrachloroethene	< 0.333		U	0.333	1.00	F
Well 0379	1/30/2024	Tetrachloroethene	0.370		J	0.333	1.00	F

Table D-1. Monitoring Well and Seep Results (continued)

Location ID	Sample Date	Analyte	Result (µg/L)	Validation Qualifier	Laboratory Qualifiers	Method Detection Limit (µg/L)	Reporting Detection Limit (µg/L)	Sample Type
Well 0379	2/5/2024	Tetrachloroethene	0.350		J	0.333	1.00	F
Well 0379	4/22/2024	Tetrachloroethene	< 0.333		U	0.333	1.00	F
Well 0379	4/23/2024	Tetrachloroethene	< 0.333		U	0.333	1.00	F
Well 0379	8/1/2024	Tetrachloroethene	0.420		J	0.333	1.00	F
Well 0379	10/30/2024	Tetrachloroethene	< 0.333		U	0.333	1.00	F
Well 0379	2/2/2023	Toluene	< 0.333		U	0.333	1.00	F
Well 0379	2/9/2023	Toluene	< 0.333		U	0.333	1.00	F
Well 0379	4/24/2023	Toluene	< 0.333		U	0.333	1.00	F
Well 0379	5/1/2023	Toluene	< 0.333		U	0.333	1.00	F
Well 0379	7/24/2023	Toluene	< 0.333		U	0.333	1.00	F
Well 0379	7/26/2023	Toluene	< 0.333		U	0.333	1.00	F
Well 0379	10/31/2023	Toluene	< 0.333		U	0.333	1.00	F
Well 0379	11/7/2023	Toluene	< 0.333		U	0.333	1.00	F
Well 0379	1/30/2024	Toluene	< 0.333		U	0.333	1.00	F
Well 0379	2/5/2024	Toluene	< 0.333		U	0.333	1.00	F
Well 0379	4/22/2024	Toluene	< 0.333		U	0.333	1.00	F
Well 0379	4/23/2024	Toluene	< 0.333		U	0.333	1.00	F
Well 0379	8/1/2024	Toluene	< 0.333		U	0.333	1.00	F
Well 0379	10/30/2024	Toluene	< 0.333		U	0.333	1.00	F
Well 0379	2/2/2023	Total xylenes	< 1.00		U	1.00	3.00	F
Well 0379	2/9/2023	Total xylenes	< 1.00		U	1.00	3.00	F
Well 0379	4/24/2023	Total xylenes	< 1.00		U	1.00	3.00	F
Well 0379	5/1/2023	Total xylenes	< 1.00		U	1.00	3.00	F
Well 0379	7/24/2023	Total xylenes	< 1.00		U	1.00	3.00	F
Well 0379	7/26/2023	Total xylenes	< 1.00		U	1.00	3.00	F
Well 0379	10/31/2023	Total xylenes	< 1.00		U	1.00	3.00	F
Well 0379	11/7/2023	Total xylenes	< 1.00		U	1.00	3.00	F

Table D-1. Monitoring Well and Seep Results (continued)

Location ID	Sample Date	Analyte	Result (µg/L)	Validation Qualifier	Laboratory Qualifiers	Method Detection Limit (µg/L)	Reporting Detection Limit (µg/L)	Sample Type
Well 0379	1/30/2024	Total xylenes	< 1.00		U	1.00	3.00	F
Well 0379	2/5/2024	Total xylenes	< 1.00		U	1.00	3.00	F
Well 0379	4/22/2024	Total xylenes	< 1.00		U	1.00	3.00	F
Well 0379	4/23/2024	Total xylenes	< 1.00		U	1.00	3.00	F
Well 0379	8/1/2024	Total xylenes	< 1.00	J	U	1.00	3.00	F
Well 0379	10/30/2024	Total xylenes	< 1.00		U	1.00	3.00	F
Well 0379	2/2/2023	Trichloroethene	0.580		J	0.333	1.00	F
Well 0379	2/9/2023	Trichloroethene	0.580		J	0.333	1.00	F
Well 0379	4/24/2023	Trichloroethene	0.420		J	0.333	1.00	F
Well 0379	5/1/2023	Trichloroethene	0.480		J	0.333	1.00	F
Well 0379	7/24/2023	Trichloroethene	0.490		J	0.333	1.00	F
Well 0379	7/26/2023	Trichloroethene	0.560		J	0.333	1.00	F
Well 0379	10/31/2023	Trichloroethene	0.500		J	0.333	1.00	F
Well 0379	11/7/2023	Trichloroethene	0.490		J	0.333	1.00	F
Well 0379	1/30/2024	Trichloroethene	0.560		J	0.333	1.00	F
Well 0379	2/5/2024	Trichloroethene	0.580		J	0.333	1.00	F
Well 0379	4/22/2024	Trichloroethene	0.400		J	0.333	1.00	F
Well 0379	4/23/2024	Trichloroethene	0.390		J	0.333	1.00	F
Well 0379	8/1/2024	Trichloroethene	0.760		J	0.333	1.00	F
Well 0379	10/30/2024	Trichloroethene	0.620		J	0.333	1.00	F
Well 0379	2/2/2023	Vinyl chloride	< 0.333		U	0.333	1.00	F
Well 0379	2/9/2023	Vinyl chloride	< 0.333		U	0.333	1.00	F
Well 0379	4/24/2023	Vinyl chloride	< 0.333		U	0.333	1.00	F
Well 0379	5/1/2023	Vinyl chloride	< 0.333		U	0.333	1.00	F
Well 0379	7/24/2023	Vinyl chloride	< 0.333		U	0.333	1.00	F
Well 0379	7/26/2023	Vinyl chloride	< 0.333		U	0.333	1.00	F
Well 0379	10/31/2023	Vinyl chloride	< 0.333		U	0.333	1.00	F

Table D-1. Monitoring Well and Seep Results (continued)

Location ID	Sample Date	Analyte	Result (µg/L)	Validation Qualifier	Laboratory Qualifiers	Method Detection Limit (µg/L)	Reporting Detection Limit (µg/L)	Sample Type
Well 0379	11/7/2023	Vinyl chloride	< 0.333		U	0.333	1.00	F
Well 0379	1/30/2024	Vinyl chloride	< 0.333		U	0.333	1.00	F
Well 0379	2/5/2024	Vinyl chloride	< 0.333		U	0.333	1.00	F
Well 0379	4/22/2024	Vinyl chloride	< 0.333		U	0.333	1.00	F
Well 0379	4/23/2024	Vinyl chloride	< 0.333		U	0.333	1.00	F
Well 0379	8/1/2024	Vinyl chloride	< 0.333		U	0.333	1.00	F
Well 0379	10/30/2024	Vinyl chloride	< 0.333		U	0.333	1.00	F
Well 0411	2/13/2023	1,2-Dichloroethane	< 0.333		U	0.333	1.00	F
Well 0411	7/24/2023	1,2-Dichloroethane	< 0.333		U	0.333	1.00	F
Well 0411	1/29/2024	1,2-Dichloroethane	< 0.333		U	0.333	1.00	F
Well 0411	8/6/2024	1,2-Dichloroethane	< 0.333		U	0.333	1.00	D
Well 0411	8/6/2024	1,2-Dichloroethane	< 0.333		U	0.333	1.00	F
Well 0411	2/13/2023	2-Butanone	< 1.67		U	1.67	5.00	F
Well 0411	7/24/2023	2-Butanone	< 1.67		U	1.67	5.00	F
Well 0411	1/29/2024	2-Butanone	< 1.67		U	1.67	5.00	F
Well 0411	8/6/2024	2-Butanone	< 1.67		U	1.67	5.00	F
Well 0411	8/6/2024	2-Butanone	< 1.67		U	1.67	5.00	D
Well 0411	2/13/2023	2-Hexanone	< 1.67	J	U	1.67	5.00	F
Well 0411	7/24/2023	2-Hexanone	< 1.67		U	1.67	5.00	F
Well 0411	1/29/2024	2-Hexanone	< 1.67		U	1.67	5.00	F
Well 0411	8/6/2024	2-Hexanone	< 1.67		U	1.67	5.00	F
Well 0411	8/6/2024	2-Hexanone	< 1.67		U	1.67	5.00	D
Well 0411	2/13/2023	Benzene	< 0.333		U	0.333	1.00	F
Well 0411	7/24/2023	Benzene	< 0.333		U	0.333	1.00	F
Well 0411	1/29/2024	Benzene	< 0.333		U	0.333	1.00	F
Well 0411	8/6/2024	Benzene	< 0.333		U	0.333	1.00	F
Well 0411	8/6/2024	Benzene	< 0.333		U	0.333	1.00	D

Table D-1. Monitoring Well and Seep Results (continued)

Location ID	Sample Date	Analyte	Result (µg/L)	Validation Qualifier	Laboratory Qualifiers	Method Detection Limit (µg/L)	Reporting Detection Limit (µg/L)	Sample Type
Well 0411	2/13/2023	Carbon tetrachloride	< 0.333		U	0.333	1.00	F
Well 0411	7/24/2023	Carbon tetrachloride	< 0.333		U	0.333	1.00	F
Well 0411	1/29/2024	Carbon tetrachloride	< 0.333		U	0.333	1.00	F
Well 0411	8/6/2024	Carbon tetrachloride	< 0.333		U	0.333	1.00	F
Well 0411	8/6/2024	Carbon tetrachloride	< 0.333		U	0.333	1.00	D
Well 0411	2/13/2023	Chloroform	< 0.333		U	0.333	1.00	F
Well 0411	7/24/2023	Chloroform	< 0.333		U	0.333	1.00	F
Well 0411	1/29/2024	Chloroform	< 0.333		U	0.333	1.00	F
Well 0411	8/6/2024	Chloroform	< 0.333		U	0.333	1.00	F
Well 0411	8/6/2024	Chloroform	< 0.333		U	0.333	1.00	D
Well 0411	2/13/2023	Ethylbenzene	< 0.333		U	0.333	1.00	F
Well 0411	7/24/2023	Ethylbenzene	< 0.333		U	0.333	1.00	F
Well 0411	1/29/2024	Ethylbenzene	< 0.333		U	0.333	1.00	F
Well 0411	8/6/2024	Ethylbenzene	< 0.333		U	0.333	1.00	F
Well 0411	8/6/2024	Ethylbenzene	< 0.333		U	0.333	1.00	D
Well 0411	2/13/2023	Naphthalene	< 0.333		U	0.333	1.00	F
Well 0411	7/24/2023	Naphthalene	< 0.333		U	0.333	1.00	F
Well 0411	1/29/2024	Naphthalene	< 0.333		U	0.333	1.00	F
Well 0411	8/6/2024	Naphthalene	< 0.333		U	0.333	1.00	D
Well 0411	8/6/2024	Naphthalene	< 0.333		U	0.333	1.00	F
Well 0411	2/13/2023	Tetrachloroethene	< 0.333		U	0.333	1.00	F
Well 0411	7/24/2023	Tetrachloroethene	< 0.333		U	0.333	1.00	F
Well 0411	1/29/2024	Tetrachloroethene	< 0.333		U	0.333	1.00	F
Well 0411	8/6/2024	Tetrachloroethene	< 0.333		U	0.333	1.00	F
Well 0411	8/6/2024	Tetrachloroethene	< 0.333		U	0.333	1.00	D
Well 0411	2/13/2023	Toluene	< 0.333		U	0.333	1.00	F
Well 0411	7/24/2023	Toluene	< 0.333		U	0.333	1.00	F

Table D-1. Monitoring Well and Seep Results (continued)

Location ID	Sample Date	Analyte	Result (µg/L)	Validation Qualifier	Laboratory Qualifiers	Method Detection Limit (µg/L)	Reporting Detection Limit (µg/L)	Sample Type
Well 0411	1/29/2024	Toluene	< 0.333		U	0.333	1.00	F
Well 0411	8/6/2024	Toluene	< 0.333		U	0.333	1.00	F
Well 0411	8/6/2024	Toluene	< 0.333		U	0.333	1.00	D
Well 0411	2/13/2023	Total xylenes	< 1.00		U	1.00	3.00	F
Well 0411	7/24/2023	Total xylenes	< 1.00		U	1.00	3.00	F
Well 0411	1/29/2024	Total xylenes	< 1.00		U	1.00	3.00	F
Well 0411	8/6/2024	Total xylenes	< 1.00		U	1.00	3.00	F
Well 0411	8/6/2024	Total xylenes	< 1.00		U	1.00	3.00	D
Well 0411	2/13/2023	Trichloroethene	6.26			0.333	1.00	F
Well 0411	7/24/2023	Trichloroethene	6.46			0.333	1.00	F
Well 0411	1/29/2024	Trichloroethene	8.12			0.333	1.00	F
Well 0411	8/6/2024	Trichloroethene	6.91			0.333	1.00	D
Well 0411	8/6/2024	Trichloroethene	7.31			0.333	1.00	F
Well 0411	2/13/2023	Vinyl chloride	< 0.333		U	0.333	1.00	F
Well 0411	7/24/2023	Vinyl chloride	< 0.333		U	0.333	1.00	F
Well 0411	1/29/2024	Vinyl chloride	< 0.333		U	0.333	1.00	F
Well 0411	8/6/2024	Vinyl chloride	< 0.333		U	0.333	1.00	F
Well 0411	8/6/2024	Vinyl chloride	< 0.333		U	0.333	1.00	D
Well 0443	2/13/2023	1,2-Dichloroethane	< 0.333		U	0.333	1.00	F
Well 0443	7/24/2023	1,2-Dichloroethane	< 0.333		U	0.333	1.00	F
Well 0443	1/29/2024	1,2-Dichloroethane	< 0.333		U	0.333	1.00	F
Well 0443	8/6/2024	1,2-Dichloroethane	< 0.333		U	0.333	1.00	F
Well 0443	2/13/2023	2-Butanone	< 1.67		U	1.67	5.00	F
Well 0443	7/24/2023	2-Butanone	< 1.67		U	1.67	5.00	F
Well 0443	1/29/2024	2-Butanone	< 1.67		U	1.67	5.00	F
Well 0443	8/6/2024	2-Butanone	< 1.67		U	1.67	5.00	F
Well 0443	2/13/2023	2-Hexanone	< 1.67	J	U	1.67	5.00	F

Table D-1. Monitoring Well and Seep Results (continued)

Location ID	Sample Date	Analyte	Result (µg/L)	Validation Qualifier	Laboratory Qualifiers	Method Detection Limit (µg/L)	Reporting Detection Limit (µg/L)	Sample Type
Well 0443	7/24/2023	2-Hexanone	< 1.67		U	1.67	5.00	F
Well 0443	1/29/2024	2-Hexanone	< 1.67		U	1.67	5.00	F
Well 0443	8/6/2024	2-Hexanone	< 1.67		U	1.67	5.00	F
Well 0443	2/13/2023	Benzene	< 0.333		U	0.333	1.00	F
Well 0443	7/24/2023	Benzene	< 0.333		U	0.333	1.00	F
Well 0443	1/29/2024	Benzene	< 0.333		U	0.333	1.00	F
Well 0443	8/6/2024	Benzene	< 0.333		U	0.333	1.00	F
Well 0443	2/13/2023	Carbon tetrachloride	< 0.333		U	0.333	1.00	F
Well 0443	7/24/2023	Carbon tetrachloride	< 0.333		U	0.333	1.00	F
Well 0443	1/29/2024	Carbon tetrachloride	< 0.333		U	0.333	1.00	F
Well 0443	8/6/2024	Carbon tetrachloride	< 0.333		U	0.333	1.00	F
Well 0443	2/13/2023	Chloroform	< 0.333		U	0.333	1.00	F
Well 0443	7/24/2023	Chloroform	< 0.333		U	0.333	1.00	F
Well 0443	1/29/2024	Chloroform	< 0.333		U	0.333	1.00	F
Well 0443	8/6/2024	Chloroform	< 0.333		U	0.333	1.00	F
Well 0443	2/13/2023	Ethylbenzene	< 0.333		U	0.333	1.00	F
Well 0443	7/24/2023	Ethylbenzene	< 0.333		U	0.333	1.00	F
Well 0443	1/29/2024	Ethylbenzene	< 0.333		U	0.333	1.00	F
Well 0443	8/6/2024	Ethylbenzene	< 0.333		U	0.333	1.00	F
Well 0443	2/13/2023	Naphthalene	< 0.333		U	0.333	1.00	F
Well 0443	7/24/2023	Naphthalene	< 0.333		U	0.333	1.00	F
Well 0443	1/29/2024	Naphthalene	< 0.333		U	0.333	1.00	F
Well 0443	8/6/2024	Naphthalene	< 0.333		U	0.333	1.00	F
Well 0443	2/13/2023	Tetrachloroethene	< 0.333		U	0.333	1.00	F
Well 0443	7/24/2023	Tetrachloroethene	< 0.333		U	0.333	1.00	F
Well 0443	1/29/2024	Tetrachloroethene	< 0.333		U	0.333	1.00	F
Well 0443	8/6/2024	Tetrachloroethene	< 0.333		U	0.333	1.00	F

Table D-1. Monitoring Well and Seep Results (continued)

Location ID	Sample Date	Analyte	Result (µg/L)	Validation Qualifier	Laboratory Qualifiers	Method Detection Limit (µg/L)	Reporting Detection Limit (µg/L)	Sample Type
Well 0443	2/13/2023	Toluene	< 0.333		U	0.333	1.00	F
Well 0443	7/24/2023	Toluene	< 0.333		U	0.333	1.00	F
Well 0443	1/29/2024	Toluene	< 0.333		U	0.333	1.00	F
Well 0443	8/6/2024	Toluene	< 0.333		U	0.333	1.00	F
Well 0443	2/13/2023	Total xylenes	< 1.00		U	1.00	3.00	F
Well 0443	7/24/2023	Total xylenes	< 1.00		U	1.00	3.00	F
Well 0443	1/29/2024	Total xylenes	< 1.00		U	1.00	3.00	F
Well 0443	8/6/2024	Total xylenes	< 1.00		U	1.00	3.00	F
Well 0443	2/13/2023	Trichloroethene	5.19			0.333	1.00	F
Well 0443	7/24/2023	Trichloroethene	5.85			0.333	1.00	F
Well 0443	1/29/2024	Trichloroethene	10.4			0.333	1.00	F
Well 0443	8/6/2024	Trichloroethene	7.44			0.333	1.00	F
Well 0443	2/13/2023	Vinyl chloride	< 0.333		U	0.333	1.00	F
Well 0443	7/24/2023	Vinyl chloride	< 0.333		U	0.333	1.00	F
Well 0443	1/29/2024	Vinyl chloride	< 0.333		U	0.333	1.00	F
Well 0443	8/6/2024	Vinyl chloride	< 0.333		U	0.333	1.00	F
Seep 0602	2/9/2023	1,2-Dichloroethane	< 0.333		U	0.333	1.00	F
Seep 0602	10/30/2023	1,2-Dichloroethane	< 0.333		U	0.333	1.00	F
Seep 0602	1/29/2024	1,2-Dichloroethane	< 0.333		U	0.333	1.00	F
Seep 0602	2/9/2023	2-Butanone	< 1.67		U	1.67	5.00	F
Seep 0602	10/30/2023	2-Butanone	< 1.67		U	1.67	5.00	F
Seep 0602	1/29/2024	2-Butanone	< 1.67		U	1.67	5.00	F
Seep 0602	2/9/2023	2-Hexanone	< 1.67		U	1.67	5.00	F
Seep 0602	10/30/2023	2-Hexanone	< 1.67		U	1.67	5.00	F
Seep 0602	1/29/2024	2-Hexanone	< 1.67		U	1.67	5.00	F
Seep 0602	2/9/2023	Benzene	< 0.333		U	0.333	1.00	F
Seep 0602	10/30/2023	Benzene	< 0.333		U	0.333	1.00	F

Table D-1. Monitoring Well and Seep Results (continued)

Location ID	Sample Date	Analyte	Result (µg/L)	Validation Qualifier	Laboratory Qualifiers	Method Detection Limit (µg/L)	Reporting Detection Limit (µg/L)	Sample Type
Seep 0602	1/29/2024	Benzene	< 0.333		U	0.333	1.00	F
Seep 0602	2/9/2023	Carbon tetrachloride	< 0.333		U	0.333	1.00	F
Seep 0602	10/30/2023	Carbon tetrachloride	< 0.333		U	0.333	1.00	F
Seep 0602	1/29/2024	Carbon tetrachloride	< 0.333		U	0.333	1.00	F
Seep 0602	2/9/2023	Chloroform	< 0.333		U	0.333	1.00	F
Seep 0602	10/30/2023	Chloroform	< 0.333		U	0.333	1.00	F
Seep 0602	1/29/2024	Chloroform	< 0.333		U	0.333	1.00	F
Seep 0602	2/9/2023	Ethylbenzene	< 0.333		U	0.333	1.00	F
Seep 0602	10/30/2023	Ethylbenzene	< 0.333		U	0.333	1.00	F
Seep 0602	1/29/2024	Ethylbenzene	< 0.333		U	0.333	1.00	F
Seep 0602	2/9/2023	Naphthalene	< 0.333		U	0.333	1.00	F
Seep 0602	10/30/2023	Naphthalene	< 0.333		U	0.333	1.00	F
Seep 0602	1/29/2024	Naphthalene	< 0.333		U	0.333	1.00	F
Seep 0602	2/9/2023	Tetrachloroethene	< 0.333		U	0.333	1.00	F
Seep 0602	10/30/2023	Tetrachloroethene	< 0.333		U	0.333	1.00	F
Seep 0602	1/29/2024	Tetrachloroethene	< 0.333		U	0.333	1.00	F
Seep 0602	2/9/2023	Toluene	< 0.333		U	0.333	1.00	F
Seep 0602	10/30/2023	Toluene	< 0.333		U	0.333	1.00	F
Seep 0602	1/29/2024	Toluene	< 0.333		U	0.333	1.00	F
Seep 0602	2/9/2023	Total xylenes	< 1.00		U	1.00	3.00	F
Seep 0602	10/30/2023	Total xylenes	< 1.00		U	1.00	3.00	F
Seep 0602	1/29/2024	Total xylenes	< 1.00		U	1.00	3.00	F
Seep 0602	2/9/2023	Trichloroethene	8.08			0.333	1.00	F
Seep 0602	10/30/2023	Trichloroethene	< 0.333		U	0.333	1.00	F
Seep 0602	1/29/2024	Trichloroethene	3.33			0.333	1.00	F
Seep 0602	2/9/2023	Vinyl chloride	< 0.333		U	0.333	1.00	F
Seep 0602	10/30/2023	Vinyl chloride	< 0.333		U	0.333	1.00	F

Table D-1. Monitoring Well and Seep Results (continued)

Location ID	Sample Date	Analyte	Result (µg/L)	Validation Qualifier	Laboratory Qualifiers	Method Detection Limit (µg/L)	Reporting Detection Limit (µg/L)	Sample Type
Seep 0602	1/29/2024	Vinyl chloride	< 0.333		U	0.333	1.00	F
Seep 0617	2/9/2023	1,2-Dichloroethane	< 0.333		U	0.333	1.00	F
Seep 0617	7/24/2023	1,2-Dichloroethane	< 0.333		U	0.333	1.00	F
Seep 0617	1/29/2024	1,2-Dichloroethane	< 0.333		U	0.333	1.00	F
Seep 0617	7/30/2024	1,2-Dichloroethane	< 0.333		U	0.333	1.00	F
Seep 0617	2/9/2023	2-Butanone	< 1.67		U	1.67	5.00	F
Seep 0617	7/24/2023	2-Butanone	< 1.67		U	1.67	5.00	F
Seep 0617	1/29/2024	2-Butanone	< 1.67		U	1.67	5.00	F
Seep 0617	7/30/2024	2-Butanone	< 1.67		U	1.67	5.00	F
Seep 0617	2/9/2023	2-Hexanone	< 1.67		U	1.67	5.00	F
Seep 0617	7/24/2023	2-Hexanone	< 1.67		U	1.67	5.00	F
Seep 0617	1/29/2024	2-Hexanone	< 1.67		U	1.67	5.00	F
Seep 0617	7/30/2024	2-Hexanone	< 1.67		U	1.67	5.00	F
Seep 0617	2/9/2023	Benzene	< 0.333		U	0.333	1.00	F
Seep 0617	7/24/2023	Benzene	< 0.333		U	0.333	1.00	F
Seep 0617	1/29/2024	Benzene	< 0.333		U	0.333	1.00	F
Seep 0617	7/30/2024	Benzene	< 0.333		U	0.333	1.00	F
Seep 0617	2/9/2023	Carbon tetrachloride	< 0.333		U	0.333	1.00	F
Seep 0617	7/24/2023	Carbon tetrachloride	< 0.333		U	0.333	1.00	F
Seep 0617	1/29/2024	Carbon tetrachloride	< 0.333		U	0.333	1.00	F
Seep 0617	7/30/2024	Carbon tetrachloride	< 0.333		U	0.333	1.00	F
Seep 0617	2/9/2023	Chloroform	< 0.333		U	0.333	1.00	F
Seep 0617	7/24/2023	Chloroform	< 0.333		U	0.333	1.00	F
Seep 0617	1/29/2024	Chloroform	< 0.333		U	0.333	1.00	F
Seep 0617	7/30/2024	Chloroform	< 0.333		U	0.333	1.00	F
Seep 0617	2/9/2023	Ethylbenzene	< 0.333		U	0.333	1.00	F
Seep 0617	7/24/2023	Ethylbenzene	< 0.333		U	0.333	1.00	F

Table D-1. Monitoring Well and Seep Results (continued)

Location ID	Sample Date	Analyte	Result (µg/L)	Validation Qualifier	Laboratory Qualifiers	Method Detection Limit (µg/L)	Reporting Detection Limit (µg/L)	Sample Type
Seep 0617	1/29/2024	Ethylbenzene	< 0.333		U	0.333	1.00	F
Seep 0617	7/30/2024	Ethylbenzene	< 0.333		U	0.333	1.00	F
Seep 0617	2/9/2023	Naphthalene	< 0.333		U	0.333	1.00	F
Seep 0617	7/24/2023	Naphthalene	< 0.333		U	0.333	1.00	F
Seep 0617	1/29/2024	Naphthalene	< 0.333		U	0.333	1.00	F
Seep 0617	7/30/2024	Naphthalene	< 0.333		U	0.333	1.00	F
Seep 0617	2/9/2023	Tetrachloroethene	< 0.333		U	0.333	1.00	F
Seep 0617	7/24/2023	Tetrachloroethene	< 0.333		U	0.333	1.00	F
Seep 0617	1/29/2024	Tetrachloroethene	< 0.333		U	0.333	1.00	F
Seep 0617	7/30/2024	Tetrachloroethene	< 0.333		U	0.333	1.00	F
Seep 0617	2/9/2023	Toluene	< 0.333		U	0.333	1.00	F
Seep 0617	7/24/2023	Toluene	< 0.333		U	0.333	1.00	F
Seep 0617	1/29/2024	Toluene	< 0.333		U	0.333	1.00	F
Seep 0617	7/30/2024	Toluene	< 0.333		U	0.333	1.00	F
Seep 0617	2/9/2023	Total xylenes	< 1.00		U	1.00	3.00	F
Seep 0617	7/24/2023	Total xylenes	< 1.00		U	1.00	3.00	F
Seep 0617	1/29/2024	Total xylenes	< 1.00		U	1.00	3.00	F
Seep 0617	7/30/2024	Total xylenes	< 1.00		U	1.00	3.00	F
Seep 0617	2/9/2023	Trichloroethene	7.15			0.333	1.00	F
Seep 0617	7/24/2023	Trichloroethene	4.43			0.333	1.00	F
Seep 0617	1/29/2024	Trichloroethene	1.29			0.333	1.00	F
Seep 0617	7/30/2024	Trichloroethene	2.15			0.333	1.00	F
Seep 0617	2/9/2023	Vinyl chloride	< 0.333		U	0.333	1.00	F

Table D-1. Monitoring Well and Seep Results (continued)

Location ID	Sample Date	Analyte	Result (µg/L)	Validation Qualifier	Laboratory Qualifiers	Method Detection Limit (µg/L)	Reporting Detection Limit (µg/L)	Sample Type
Seep 0617	7/24/2023	Vinyl chloride	< 0.333		U	0.333	1.00	F
Seep 0617	1/29/2024	Vinyl chloride	< 0.333		U	0.333	1.00	F
Seep 0617	7/30/2024	Vinyl chloride	< 0.333		U	0.333	1.00	F

Abbreviations:
D = duplicate sample
F = primary sample
J = estimated value
µg/L = micrograms per liter
U = parameter analyzed for but not detected

Table D-2. In Situ Groundwater Results

Location ID	Sample Date	Analyte	Result (µg/L)	Validation Qualifier	Laboratory Qualifiers	Method Detection Limit (µg/L)	Reporting Detection Limit (µg/L)	Sample Type
GP-VI-0401	3/7/2023	1,2-Dichloroethane	< 0.333	J	U	0.333	1.00	F
GP-VI-0401	3/7/2023	2-Butanone	< 1.67	J	U	1.67	5.00	F
GP-VI-0401	3/7/2023	2-Hexanone	< 1.67	J	U	1.67	5.00	F
GP-VI-0401	3/7/2023	Benzene	< 0.333	J	U	0.333	1.00	F
GP-VI-0401	3/7/2023	Carbon tetrachloride	< 0.333	J	U	0.333	1.00	F
GP-VI-0401	3/7/2023	Chloroform	< 0.333	J	U	0.333	1.00	F
GP-VI-0401	3/7/2023	Ethylbenzene	< 0.333	J	U	0.333	1.00	F
GP-VI-0401	3/7/2023	Naphthalene	< 0.333	J	U	0.333	1.00	F
GP-VI-0401	3/7/2023	Tetrachloroethene	< 0.333	J	U	0.333	1.00	F
GP-VI-0401	3/7/2023	Toluene	< 0.333	J	U	0.333	1.00	F
GP-VI-0401	3/7/2023	Total xylenes	< 1.00	J	U	1.00	3.00	F
GP-VI-0401	3/7/2023	Trichloroethene	1.70	J		0.333	1.00	F
GP-VI-0401	3/7/2023	Vinyl chloride	< 0.333	J	U	0.333	1.00	F
GP-VI-0402	3/7/2023	1,2-Dichloroethane	< 0.333	J	U	0.333	1.00	F
GP-VI-0402	3/7/2023	1,2-Dichloroethane	< 0.333	J	U	0.333	1.00	D
GP-VI-0402	3/7/2023	2-Butanone	< 1.67	J	U	1.67	5.00	F
GP-VI-0402	3/7/2023	2-Butanone	< 1.67	J	U	1.67	5.00	D
GP-VI-0402	3/7/2023	2-Hexanone	< 1.67	J	U	1.67	5.00	F
GP-VI-0402	3/7/2023	2-Hexanone	< 1.67	J	U	1.67	5.00	D
GP-VI-0402	3/7/2023	Benzene	< 0.333	J	U	0.333	1.00	F
GP-VI-0402	3/7/2023	Benzene	< 0.333	J	U	0.333	1.00	D
GP-VI-0402	3/7/2023	Carbon tetrachloride	< 0.333	J	U	0.333	1.00	F
GP-VI-0402	3/7/2023	Carbon tetrachloride	< 0.333	J	U	0.333	1.00	D
GP-VI-0402	3/7/2023	Chloroform	< 0.333	J	U	0.333	1.00	F
GP-VI-0402	3/7/2023	Chloroform	< 0.333	J	U	0.333	1.00	D
GP-VI-0402	3/7/2023	Ethylbenzene	< 0.333	J	U	0.333	1.00	F
GP-VI-0402	3/7/2023	Ethylbenzene	< 0.333	J	U	0.333	1.00	D
GP-VI-0402	3/7/2023	Naphthalene	< 0.333	J	U	0.333	1.00	F
GP-VI-0402	3/7/2023	Naphthalene	< 0.333	J	U	0.333	1.00	D
GP-VI-0402	3/7/2023	Tetrachloroethene	< 0.333	J	U	0.333	1.00	F

Table D-2. In Situ Groundwater Results (continued)

Location ID	Sample Date	Analyte	Result (µg/L)	Validation Qualifier	Laboratory Qualifiers	Method Detection Limit (µg/L)	Reporting Detection Limit (µg/L)	Sample Type
GP-VI-0402	3/7/2023	Tetrachloroethene	< 0.333	J	U	0.333	1.00	D
GP-VI-0402	3/7/2023	Toluene	< 0.333	J	U	0.333	1.00	F
GP-VI-0402	3/7/2023	Toluene	< 0.333	J	U	0.333	1.00	D
GP-VI-0402	3/7/2023	Total xylenes	< 1.00	J	U	1.00	3.00	F
GP-VI-0402	3/7/2023	Total xylenes	< 1.00	J	U	1.00	3.00	D
GP-VI-0402	3/7/2023	Trichloroethene	0.790	J	J	0.333	1.00	F
GP-VI-0402	3/7/2023	Trichloroethene	0.840	J	J	0.333	1.00	D
GP-VI-0402	3/7/2023	Vinyl chloride	< 0.333	J	U	0.333	1.00	F
GP-VI-0402	3/7/2023	Vinyl chloride	< 0.333	J	U	0.333	1.00	D

Abbreviations:
D = duplicate sample
F = primary sample
J = estimated value
µg/L = micrograms per liter
U = parameter analyzed for but not detected

Appendix E

VISL Calculator Outputs

Commercial Air Inputs

Variable	Commercial Air Default Value	Site-Specific Value
AF_{gw} (Attenuation Factor Groundwater) unitless	0.001	0.001
AF_{ss} (Attenuation Factor Sub-Slab) unitless	0.03	0.03
AT_{com} (averaging time - composite worker)	365	365
ED_{com} (exposure duration - composite worker) yr	25	25
EF_{com} (exposure frequency - composite worker) day/yr	250	250
ET_{com} (exposure time - composite worker) hr	8	8
THQ (target hazard quotient) unitless	0.1	0.1
LT (lifetime) yr	70	70
TR (target risk) unitless	1.0E-06	1.0E-06

Output generated 09JUN2025:16:48:00

Commercial Vapor Intrusion Screening Levels (VISL)

Key: I = IRIS; P = PPRTV; O = OPP; A = ATSDR; C = Cal EPA; X = PPRTV Screening Level; H = HEAST; D = DWSHA; W = TEF applied; E = RPF applied; U = user provided; G = see RSL User's Guide Section 5; CA = cancer; NC = noncancer.

Chemical	CAS Number	Does the chemical meet the definition for volatility? (HLC>1E-5 or VP>1)	Does the chemical have inhalation toxicity data? (IUR and/or RfC)	Is Chemical Sufficiently Volatile and Toxic to Pose Inhalation Risk Via Vapor Intrusion from Soil Source? ($C_{vp} > C_{i,a}$,Target?)	Is Chemical Sufficiently Volatile and Toxic to Pose Inhalation Risk Via Vapor Intrusion from Groundwater Source? ($C_{hc} > C_{i,a}$,Target?)	Target Indoor Air Concentration (TCR=1E-06 or THQ=0.1) MIN($C_{ia,c}$,$C_{ia,nc}$) (µg/m³)	Toxicity Basis	Target Sub-Slab and Near-source Soil Gas Concentration (TCR=1E-06 or THQ=0.1) C_{sg},Target (µg/m³)	Target Groundwater Concentration (TCR=1E-06 or THQ=0.1) C_{gw},Target (µg/L)
Benzene	71-43-2	Yes	Yes	Yes	Yes	1.57E+00	CA	5.24E+01	1.07E+01
Carbon Tetrachloride	56-23-5	Yes	Yes	Yes	Yes	2.04E+00	CA	6.81E+01	2.77E+00
Chloroform	67-66-3	Yes	Yes	Yes	Yes	5.33E-01	CA	1.78E+01	5.33E+00
Dichloroethane, 1,2-	107-06-2	Yes	Yes	Yes	Yes	4.72E-01	CA	1.57E+01	1.55E+01
Ethylbenzene	100-41-4	Yes	Yes	Yes	Yes	4.91E+00	CA	1.64E+02	2.66E+01
Hexanone, 2-	591-78-6	Yes	Yes	Yes	Yes	1.31E+01	NC	4.38E+02	6.15E+03
Methyl Ethyl Ketone (2-Butanone)	78-93-3	Yes	Yes	Yes	Yes	2.19E+03	NC	7.30E+04	1.48E+06
Naphthalene	91-20-3	Yes	Yes	Yes	Yes	3.61E-01	CA	1.20E+01	4.10E+01
Tetrachloroethylene	127-18-4	Yes	Yes	Yes	Yes	1.75E+01	NC	5.84E+02	4.08E+01
Toluene	108-88-3	Yes	Yes	Yes	Yes	2.19E+03	NC	7.30E+04	1.33E+04
Trichloroethylene	79-01-6	Yes	Yes	Yes	Yes	8.76E-01	NC	2.92E+01	3.42E+00
Vinyl Chloride	75-01-4	Yes	Yes	Yes	Yes	2.79E+00	CA	9.29E+01	3.12E+00
Xylenes	1330-20-7	Yes	Yes	Yes	Yes	4.38E+01	NC	1.46E+03	2.83E+02

Output generated 09JUN2025:16:48:00

Commercial Vapor Intrusion Screening Levels (VISL)

Key: I = IRIS; P = PPRTV; O = OPP; A = ATSDR; C = Cal EPA; X = PPRTV Screening Level; H = HEAST; D = DWSHA; W = TEF applied; E = RPF applied; U = user provided; G = see RSL User's Guide Section 5; CA = cancer; NC = noncancer.

Is Target Groundwater Concentration < MCL? (C_{gw} < MCL?)	Pure Phase Vapor Concentration C_{vp} (15 ℃)\ (µg/m³)	Maximum Groundwater Vapor Concentration C_{hc} (µg/m³)	Temperature for Maximum Groundwater Vapor Concentration (℃)	Lower Explosive Limit LEL (% by volume)	LEL Ref	IUR (ug/m³)⁻¹	IUR Ref	RfC (mg/m³)	RfC Ref	Mutagenic Indicator	Carcinogenic VISL TCR=1E-06 $C_{ia,c}$ (µg/m³)	Noncarcinogenic VISL THQ=0.1 $C_{ia,nc}$ (µg/m³)
No (5)	3.98E+08	2.62E+08	15	1.20	U	7.80E-06	U	3.00E-02	U	No	1.57E+00	1.31E+01
Yes (5)	9.51E+08	5.86E+08	15	-		6.00E-06	U	1.00E-01	U	No	2.04E+00	4.38E+01
Yes (80)	1.26E+09	7.95E+08	15	-		2.30E-05	U	1.95E-03	U	No	5.33E-01	8.54E-01
No (5)	4.20E+08	2.62E+08	15	6.20	U	2.60E-05	U	7.00E-03	U	No	4.72E-01	3.07E+00
Yes (700)	5.48E+07	3.12E+07	15	0.80	U	2.50E-06	U	1.00E+00	U	No	4.91E+00	4.38E+02
--	6.25E+07	3.67E+07	15	1.00	U	-		3.00E-02	U	No	-	1.31E+01
--	3.51E+08	3.29E+08	15	1.40	U	-		5.00E+00	U	No	-	2.19E+03
--	5.86E+05	2.73E+05	15	0.90	U	3.40E-05	U	3.00E-03	U	No	3.61E-01	1.31E+00
No (5)	1.65E+08	8.84E+07	15	-		2.60E-07	U	4.00E-02	U	No	4.72E+01	1.75E+01
No (1000)	1.41E+08	8.67E+07	15	1.10	U	-		5.00E+00	U	No	-	2.19E+03
Yes (5)	4.88E+08	3.28E+08	15	8.00	U	4.10E-06	U	2.00E-03	U	Mut	2.99E+00	8.76E-01
No (2)	1.00E+10	7.87E+09	15	3.60	U	4.40E-06	U	5.11E-02	U	Mut	2.79E+00	2.24E+01
Yes (10000)	4.56E+07	1.64E+07	15	-		-		1.00E-01	U	No	-	4.38E+01

Output generated 09JUN2025:16:48:00

Chemical Properties

Chemical	CAS Number	Does the chemical meet the definition for volatility? (HLC>1E-5 or VP>1)	Does the chemical have inhalation toxicity data? (IUR and/or RfC)	MW	MW Ref	S (mg/L)	S Ref	MCL (ug/L)	Henry's Law Constant (atm-m³/mole)	Henry's Law Constant (unitless)	Henry's Law Constant (15 ℃) (unitless)
Benzene	71-43-2	Yes	Yes	78.12	U	1.79E+03	U	5	5.55E-03	2.27E-01	1.46E-01
Carbon Tetrachloride	56-23-5	Yes	Yes	153.82	U	7.93E+02	U	5	2.76E-02	1.13E+00	7.39E-01
Chloroform	67-66-3	Yes	Yes	119.38	U	7.95E+03	U	80	3.67E-03	1.50E-01	1.00E-01
Dichloroethane, 1,2-	107-06-2	Yes	Yes	98.96	U	8.60E+03	U	5	1.18E-03	4.82E-02	3.04E-02
Ethylbenzene	100-41-4	Yes	Yes	106.17	U	1.69E+02	U	700	7.88E-03	3.22E-01	1.85E-01
Hexanone, 2-	591-78-6	Yes	Yes	100.16	U	1.72E+04	U	-	9.32E-05	3.81E-03	2.14E-03
Methyl Ethyl Ketone (2-Butanone)	78-93-3	Yes	Yes	72.11	U	2.23E+05	U	-	5.69E-05	2.33E-03	1.47E-03
Naphthalene	91-20-3	Yes	Yes	128.18	U	3.10E+01	U	-	4.40E-04	1.80E-02	8.80E-03
Tetrachloroethylene	127-18-4	Yes	Yes	165.83	U	2.06E+02	U	5	1.77E-02	7.24E-01	4.29E-01
Toluene	108-88-3	Yes	Yes	92.14	U	5.26E+02	U	1000	6.64E-03	2.71E-01	1.65E-01
Trichloroethylene	79-01-6	Yes	Yes	131.39	U	1.28E+03	U	5	9.85E-03	4.03E-01	2.56E-01
Vinyl Chloride	75-01-4	Yes	Yes	62.50	U	8.80E+03	U	2	2.78E-02	1.14E+00	8.95E-01
Xylenes	1330-20-7	Yes	Yes	106.17	U	1.06E+02	U	10000	6.63E-03	2.71E-01	1.55E-01

Chemical Properties

Henry's Law Constant Used in Calcs (unitless)	H` and HLC Ref	Enthalpy of vaporization @ groundwater temperature $\Delta H_{v,gw}$ (cal/mol)	Enthalpy of vaporization at the normal boiling point $\Delta H_{v,b}$ (cal/mol)	$\Delta H_{v,b}$ Ref	Normal Boiling Point BP (K)	BP Ref	Exponent for $\Delta H_{v,gw}$	Vapor Pressure VP (mm Hg)	VP Ref	Vapor Pressure VP (15 ℃)\ (mm Hg)	Critical Temperature T_C (K)	T_C Ref	Lower Explosive Limit LEL (% by volume)	LEL Ref
1.46E-01	U	8068.00	7340.00	U	353.15	U	0.35	9.48E+01	U	5.91E+01	5.62E+02	U	1.20	U
7.39E-01	U	7815.09	7130.00	U	349.95	U	0.35	1.15E+02	U	7.28E+01	5.56E+02	U	-	
1.00E-01	U	7505.04	6990.00	U	334.25	U	0.35	1.97E+02	U	1.27E+02	5.36E+02	U	-	
3.04E-02	U	8458.65	7640.00	U	356.65	U	0.35	7.89E+01	U	4.81E+01	5.62E+02	U	6.20	U
1.85E-01	U	10094.39	8500.00	U	409.15	U	0.37	9.60E+00	U	5.31E+00	6.17E+02	U	0.80	U
2.14E-03	U	10457.14	8690.00	U	401.15	U	0.39	1.16E+01	U	6.29E+00	5.87E+02	U	1.00	U
1.47E-03	U	8358.06	7480.00	U	352.65	U	0.37	9.06E+01	U	5.55E+01	5.37E+02	U	1.40	U
8.80E-03	U	12776.08	10300.00	U	491.15	U	0.37	8.50E-02	U	4.02E-02	7.48E+02	U	0.90	U
4.29E-01	U	9501.42	8290.00	U	394.15	U	0.35	1.85E+01	U	1.06E+01	6.20E+02	U	-	
1.65E-01	U	9106.07	7930.00	U	384.15	U	0.36	2.84E+01	U	1.67E+01	5.92E+02	U	1.10	U
2.56E-01	U	8317.41	7500.00	U	360.35	U	0.35	6.90E+01	U	4.24E+01	5.71E+02	U	8.00	U
8.95E-01	U	4665.42	4970.00	U	259.85	U	0.34	2.98E+03	U	2.27E+03	4.25E+02	U	3.60	U
1.55E-01	U	10134.45	8520.00	U	411.15	U	0.37	7.99E+00	U	4.41E+00	6.20E+02	U	-	

Commercial Air Inputs

Variable	Commercial Air Default Value	Site-Specific Value
AF_{gw} (Attenuation Factor Groundwater) unitless	0.001	0.001
AF_{ss} (Attenuation Factor Sub-Slab) unitless	0.03	0.03
AT_{com} (averaging time - composite worker)	365	365
ED_{com} (exposure duration - composite worker) yr	25	25
EF_{com} (exposure frequency - composite worker) day/yr	250	250
ET_{com} (exposure time - composite worker) hr	8	8
THQ (target hazard quotient) unitless	0.1	1
LT (lifetime) yr	70	70
TR (target risk) unitless	1.0E-06	1.0E-05

Output generated 09JUN2025:16:49:56

Commercial Vapor Intrusion Screening Levels (VISL)

Key: I = IRIS; P = PPRTV; O = OPP; A = ATSDR; C = Cal EPA; X = PPRTV Screening Level; H = HEAST; D = DWSHA; W = TEF applied; E = RPF applied; U = user provided; G = see RSL User's Guide Section 5; CA = cancer; NC = noncancer.

Chemical	CAS Number	Does the chemical meet the definition for volatility? (HLC>1E-5 or VP>1)	Does the chemical have inhalation toxicity data? (IUR and/or RfC)	Is Chemical Sufficiently Volatile and Toxic to Pose Inhalation Risk Via Vapor Intrusion from Soil Source? (C_{vp} > $C_{i,a}$,Target?)	Is Chemical Sufficiently Volatile and Toxic to Pose Inhalation Risk Via Vapor Intrusion from Groundwater Source? (C_{hc} > $C_{i,a}$,Target?)	Target Indoor Air Concentration (TCR=1E-05 or THQ=1) MIN($C_{ia,c}$,$C_{ia,nc}$) (µg/m³)	Toxicity Basis	Target Sub-Slab and Near-source Soil Gas Concentration (TCR=1E-05 or THQ=1) C_{sg},Target (µg/m³)	Target Groundwater Concentration (TCR=1E-05 or THQ=1) C_{gw},Target (µg/L)
Benzene	71-43-2	Yes	Yes	Yes	Yes	1.57E+01	CA	5.24E+02	1.07E+02
Carbon Tetrachloride	56-23-5	Yes	Yes	Yes	Yes	2.04E+01	CA	6.81E+02	2.77E+01
Chloroform	67-66-3	Yes	Yes	Yes	Yes	5.33E+00	CA	1.78E+02	5.33E+01
Dichloroethane, 1,2-	107-06-2	Yes	Yes	Yes	Yes	4.72E+00	CA	1.57E+02	1.55E+02
Ethylbenzene	100-41-4	Yes	Yes	Yes	Yes	4.91E+01	CA	1.64E+03	2.66E+02
Hexanone, 2-	591-78-6	Yes	Yes	Yes	Yes	1.31E+02	NC	4.38E+03	6.15E+04
Methyl Ethyl Ketone (2-Butanone)	78-93-3	Yes	Yes	Yes	Yes	2.19E+04	NC	7.30E+05	1.48E+07
Naphthalene	91-20-3	Yes	Yes	Yes	Yes	3.61E+00	CA	1.20E+02	4.10E+02
Tetrachloroethylene	127-18-4	Yes	Yes	Yes	Yes	1.75E+02	NC	5.84E+03	4.08E+02
Toluene	108-88-3	Yes	Yes	Yes	Yes	2.19E+04	NC	7.30E+05	1.33E+05
Trichloroethylene	79-01-6	Yes	Yes	Yes	Yes	8.76E+00	NC	2.92E+02	3.42E+01
Vinyl Chloride	75-01-4	Yes	Yes	Yes	Yes	2.79E+01	CA	9.29E+02	3.12E+01
Xylenes	1330-20-7	Yes	Yes	Yes	Yes	4.38E+02	NC	1.46E+04	2.83E+03

Output generated 09JUN2025:16:49:56

Commercial Vapor Intrusion Screening Levels (VISL)

Key: I = IRIS; P = PPRTV; O = OPP; A = ATSDR; C = Cal EPA; X = PPRTV Screening Level; H = HEAST; D = DWSHA; W = TEF applied; E = RPF applied; U = user provided; G = see RSL User's Guide Section 5; CA = cancer; NC = noncancer.

Is Target Groundwater Concentration < MCL? (C_{gw} < MCL?)	Pure Phase Vapor Concentration C_{vp} (15 ℃)\ (µg/m³)	Maximum Groundwater Vapor Concentration C_{hc} (µg/m³)	Temperature for Maximum Groundwater Vapor Concentration (℃)	Lower Explosive Limit LEL (% by volume)	LEL Ref	IUR (ug/m³)⁻¹	IUR Ref	RfC (mg/m³)	RfC Ref	Mutagenic Indicator	Carcinogenic VISL TCR=1E-05 $C_{ia,c}$ (µg/m³)	Noncarcinogenic VISL THQ=1 $C_{ia,nc}$ (µg/m³)
No (5)	3.98E+08	2.62E+08	15	1.20	U	7.80E-06	U	3.00E-02	U	No	1.57E+01	1.31E+02
No (5)	9.51E+08	5.86E+08	15	-		6.00E-06	U	1.00E-01	U	No	2.04E+01	4.38E+02
Yes (80)	1.26E+09	7.95E+08	15	-		2.30E-05	U	1.95E-03	U	No	5.33E+00	8.54E+00
No (5)	4.20E+08	2.62E+08	15	6.20	U	2.60E-05	U	7.00E-03	U	No	4.72E+00	3.07E+01
Yes (700)	5.48E+07	3.12E+07	15	0.80	U	2.50E-06	U	1.00E+00	U	No	4.91E+01	4.38E+03
--	6.25E+07	3.67E+07	15	1.00	U	-		3.00E-02	U	No	-	1.31E+02
--	3.51E+08	3.29E+08	15	1.40	U	-		5.00E+00	U	No	-	2.19E+04
--	5.86E+05	2.73E+05	15	0.90	U	3.40E-05	U	3.00E-03	U	No	3.61E+00	1.31E+01
No (5)	1.65E+08	8.84E+07	15	-		2.60E-07	U	4.00E-02	U	No	4.72E+02	1.75E+02
No (1000)	1.41E+08	8.67E+07	15	1.10	U	-		5.00E+00	U	No	-	2.19E+04
No (5)	4.88E+08	3.28E+08	15	8.00	U	4.10E-06	U	2.00E-03	U	Mut	2.99E+01	8.76E+00
No (2)	1.00E+10	7.87E+09	15	3.60	U	4.40E-06	U	5.11E-02	U	Mut	2.79E+01	2.24E+02
Yes (10000)	4.56E+07	1.64E+07	15	-		-		1.00E-01	U	No	-	4.38E+02

Output generated 09JUN2025:16:49:56

Chemical Properties

Chemical	CAS Number	Does the chemical meet the definition for volatility? (HLC>1E-5 or VP>1)	Does the chemical have inhalation toxicity data? (IUR and/or RfC)	MW	MW Ref	S (mg/L)	S Ref	MCL (ug/L)	Henry's Law Constant (atm-m³/mole)	Henry's Law Constant (unitless)	Henry's Law Constant (15 ℃) (unitless)
Benzene	71-43-2	Yes	Yes	78.12	U	1.79E+03	U	5	5.55E-03	2.27E-01	1.46E-01
Carbon Tetrachloride	56-23-5	Yes	Yes	153.82	U	7.93E+02	U	5	2.76E-02	1.13E+00	7.39E-01
Chloroform	67-66-3	Yes	Yes	119.38	U	7.95E+03	U	80	3.67E-03	1.50E-01	1.00E-01
Dichloroethane, 1,2-	107-06-2	Yes	Yes	98.96	U	8.60E+03	U	5	1.18E-03	4.82E-02	3.04E-02
Ethylbenzene	100-41-4	Yes	Yes	106.17	U	1.69E+02	U	700	7.88E-03	3.22E-01	1.85E-01
Hexanone, 2-	591-78-6	Yes	Yes	100.16	U	1.72E+04	U	-	9.32E-05	3.81E-03	2.14E-03
Methyl Ethyl Ketone (2-Butanone)	78-93-3	Yes	Yes	72.11	U	2.23E+05	U	-	5.69E-05	2.33E-03	1.47E-03
Naphthalene	91-20-3	Yes	Yes	128.18	U	3.10E+01	U	-	4.40E-04	1.80E-02	8.80E-03
Tetrachloroethylene	127-18-4	Yes	Yes	165.83	U	2.06E+02	U	5	1.77E-02	7.24E-01	4.29E-01
Toluene	108-88-3	Yes	Yes	92.14	U	5.26E+02	U	1000	6.64E-03	2.71E-01	1.65E-01
Trichloroethylene	79-01-6	Yes	Yes	131.39	U	1.28E+03	U	5	9.85E-03	4.03E-01	2.56E-01
Vinyl Chloride	75-01-4	Yes	Yes	62.50	U	8.80E+03	U	2	2.78E-02	1.14E+00	8.95E-01
Xylenes	1330-20-7	Yes	Yes	106.17	U	1.06E+02	U	10000	6.63E-03	2.71E-01	1.55E-01

Chemical Properties

Henry's Law Constant Used in Calcs (unitless)	H` and HLC Ref	Enthalpy of vaporization @ groundwater temperature $\Delta H_{v,gw}$ (cal/mol)	Enthalpy of vaporization at the normal boiling point $\Delta H_{v,b}$ (cal/mol)	$\Delta H_{v,b}$ Ref	Normal Boiling Point BP (K)	BP Ref	Exponent for $\Delta H_{v,gw}$	Vapor Pressure VP (mm Hg)	VP Ref	Vapor Pressure VP (15 ℃)\ (mm Hg)	Critical Temperature T_C (K)	T_C Ref	Lower Explosive Limit LEL (% by volume)	LEL Ref
1.46E-01	U	8068.00	7340.00	U	353.15	U	0.35	9.48E+01	U	5.91E+01	5.62E+02	U	1.20	U
7.39E-01	U	7815.09	7130.00	U	349.95	U	0.35	1.15E+02	U	7.28E+01	5.56E+02	U	-	
1.00E-01	U	7505.04	6990.00	U	334.25	U	0.35	1.97E+02	U	1.27E+02	5.36E+02	U	-	
3.04E-02	U	8458.65	7640.00	U	356.65	U	0.35	7.89E+01	U	4.81E+01	5.62E+02	U	6.20	U
1.85E-01	U	10094.39	8500.00	U	409.15	U	0.37	9.60E+00	U	5.31E+00	6.17E+02	U	0.80	U
2.14E-03	U	10457.14	8690.00	U	401.15	U	0.39	1.16E+01	U	6.29E+00	5.87E+02	U	1.00	U
1.47E-03	U	8358.06	7480.00	U	352.65	U	0.37	9.06E+01	U	5.55E+01	5.37E+02	U	1.40	U
8.80E-03	U	12776.08	10300.00	U	491.15	U	0.37	8.50E-02	U	4.02E-02	7.48E+02	U	0.90	U
4.29E-01	U	9501.42	8290.00	U	394.15	U	0.35	1.85E+01	U	1.06E+01	6.20E+02	U	-	
1.65E-01	U	9106.07	7930.00	U	384.15	U	0.36	2.84E+01	U	1.67E+01	5.92E+02	U	1.10	U
2.56E-01	U	8317.41	7500.00	U	360.35	U	0.35	6.90E+01	U	4.24E+01	5.71E+02	U	8.00	U
8.95E-01	U	4665.42	4970.00	U	259.85	U	0.34	2.98E+03	U	2.27E+03	4.25E+02	U	3.60	U
1.55E-01	U	10134.45	8520.00	U	411.15	U	0.37	7.99E+00	U	4.41E+00	6.20E+02	U	-	

Commercial Air Inputs

Variable	Commercial Air Default Value	Site-Specific Value
AF_{gw} (Attenuation Factor Groundwater) unitless	0.001	0.001
AF_{ss} (Attenuation Factor Sub-Slab) unitless	0.03	0.03
AT_{com} (averaging time - composite worker)	365	365
ED_{com} (exposure duration - composite worker) yr	25	25
EF_{com} (exposure frequency - composite worker) day/yr	250	250
ET_{com} (exposure time - composite worker) hr	8	8
THQ (target hazard quotient) unitless	0.1	3
LT (lifetime) yr	70	70
TR (target risk) unitless	1.0E-06	1.0E-04

Output generated 09JUN2025:16:51:00

Commercial Vapor Intrusion Screening Levels (VISL)

Key: I = IRIS; P = PPRTV; O = OPP; A = ATSDR; C = Cal EPA; X = PPRTV Screening Level; H = HEAST; D = DWSHA; W = TEF applied; E = RPF applied; U = user provided; G = see RSL User's Guide Section 5; CA = cancer; NC = noncancer.

Chemical	CAS Number	Does the chemical meet the definition for volatility? (HLC>1E-5 or VP>1)	Does the chemical have inhalation toxicity data? (IUR and/or RfC)	Is Chemical Sufficiently Volatile and Toxic to Pose Inhalation Risk Via Vapor Intrusion from Soil Source? (C_{vp} > $C_{i,a}$,Target?)	Is Chemical Sufficiently Volatile and Toxic to Pose Inhalation Risk Via Vapor Intrusion from Groundwater Source? (C_{hc} > $C_{i,a}$,Target?)	Target Indoor Air Concentration (TCR=0.0001 or THQ=3) MIN($C_{ia,c}$,$C_{ia,nc}$) (µg/m³)	Toxicity Basis	Target Sub-Slab and Near-source Soil Gas Concentration (TCR=0.0001 or THQ=3) C_{sg},Target (µg/m³)	Target Groundwater Concentration (TCR=0.0001 or THQ=3) C_{gw},Target (µg/L)
Benzene	71-43-2	Yes	Yes	Yes	Yes	1.57E+02	CA	5.24E+03	1.07E+03
Carbon Tetrachloride	56-23-5	Yes	Yes	Yes	Yes	2.04E+02	CA	6.81E+03	2.77E+02
Chloroform	67-66-3	Yes	Yes	Yes	Yes	2.56E+01	NC	8.54E+02	2.56E+02
Dichloroethane, 1,2-	107-06-2	Yes	Yes	Yes	Yes	4.72E+01	CA	1.57E+03	1.55E+03
Ethylbenzene	100-41-4	Yes	Yes	Yes	Yes	4.91E+02	CA	1.64E+04	2.66E+03
Hexanone, 2-	591-78-6	Yes	Yes	Yes	Yes	3.94E+02	NC	1.31E+04	1.85E+05
Methyl Ethyl Ketone (2-Butanone)	78-93-3	Yes	Yes	Yes	Yes	6.57E+04	NC	2.19E+06	4.45E+07
Naphthalene	91-20-3	Yes	Yes	Yes	Yes	3.61E+01	CA	1.20E+03	4.10E+03
Tetrachloroethylene	127-18-4	Yes	Yes	Yes	Yes	5.26E+02	NC	1.75E+04	1.22E+03
Toluene	108-88-3	Yes	Yes	Yes	Yes	6.57E+04	NC	2.19E+06	3.99E+05
Trichloroethylene	79-01-6	Yes	Yes	Yes	Yes	2.63E+01	NC	8.76E+02	1.03E+02
Vinyl Chloride	75-01-4	Yes	Yes	Yes	Yes	2.79E+02	CA	9.29E+03	3.12E+02
Xylenes	1330-20-7	Yes	Yes	Yes	Yes	1.31E+03	NC	4.38E+04	8.48E+03

Output generated 09JUN2025:16:51:00

Commercial Vapor Intrusion Screening Levels (VISL)

Key: I = IRIS; P = PPRTV; O = OPP; A = ATSDR; C = Cal EPA; X = PPRTV Screening Level; H = HEAST; D = DWSHA; W = TEF applied; E = RPF applied; U = user provided; G = see RSL User's Guide Section 5; CA = cancer; NC = noncancer.

Is Target Groundwater Concentration < MCL? (C_{gw} < MCL?)	Pure Phase Vapor Concentration C_{vp} (15 ℃)\ (µg/m³)	Maximum Groundwater Vapor Concentration C_{hc} (µg/m³)	Temperature for Maximum Groundwater Vapor Concentration (℃)	Lower Explosive Limit LEL (% by volume)	LEL Ref	IUR (ug/m³)⁻¹	IUR Ref	RfC (mg/m³)	RfC Ref	Mutagenic Indicator	Carcinogenic VISL TCR=0.0001 $C_{ia,c}$ (µg/m³)	Noncarcinogenic VISL THQ=3 $C_{ia,nc}$ (µg/m³)
No (5)	3.98E+08	2.62E+08	15	1.20	U	7.80E-06	U	3.00E-02	U	No	1.57E+02	3.94E+02
No (5)	9.51E+08	5.86E+08	15	-		6.00E-06	U	1.00E-01	U	No	2.04E+02	1.31E+03
No (80)	1.26E+09	7.95E+08	15	-		2.30E-05	U	1.95E-03	U	No	5.33E+01	2.56E+01
No (5)	4.20E+08	2.62E+08	15	6.20	U	2.60E-05	U	7.00E-03	U	No	4.72E+01	9.20E+01
No (700)	5.48E+07	3.12E+07	15	0.80	U	2.50E-06	U	1.00E+00	U	No	4.91E+02	1.31E+04
--	6.25E+07	3.67E+07	15	1.00	U	-		3.00E-02	U	No	-	3.94E+02
--	3.51E+08	3.29E+08	15	1.40	U	-		5.00E+00	U	No	-	6.57E+04
--	5.86E+05	2.73E+05	15	0.90	U	3.40E-05	U	3.00E-03	U	No	3.61E+01	3.94E+01
No (5)	1.65E+08	8.84E+07	15	-		2.60E-07	U	4.00E-02	U	No	4.72E+03	5.26E+02
No (1000)	1.41E+08	8.67E+07	15	1.10	U	-		5.00E+00	U	No	-	6.57E+04
No (5)	4.88E+08	3.28E+08	15	8.00	U	4.10E-06	U	2.00E-03	U	Mut	2.99E+02	2.63E+01
No (2)	1.00E+10	7.87E+09	15	3.60	U	4.40E-06	U	5.11E-02	U	Mut	2.79E+02	6.71E+02
Yes (10000)	4.56E+07	1.64E+07	15	-		-		1.00E-01	U	No	-	1.31E+03

Output generated 09JUN2025:16:51:00

Chemical Properties

Chemical	CAS Number	Does the chemical meet the definition for volatility? (HLC>1E-5 or VP>1)	Does the chemical have inhalation toxicity data? (IUR and/or RfC)	MW	MW Ref	S (mg/L)	S Ref	MCL (ug/L)	Henry's Law Constant (atm-m³/mole)	Henry's Law Constant (unitless)	Henry's Law Constant (15 ℃) (unitless)
Benzene	71-43-2	Yes	Yes	78.12	U	1.79E+03	U	5	5.55E-03	2.27E-01	1.46E-01
Carbon Tetrachloride	56-23-5	Yes	Yes	153.82	U	7.93E+02	U	5	2.76E-02	1.13E+00	7.39E-01
Chloroform	67-66-3	Yes	Yes	119.38	U	7.95E+03	U	80	3.67E-03	1.50E-01	1.00E-01
Dichloroethane, 1,2-	107-06-2	Yes	Yes	98.96	U	8.60E+03	U	5	1.18E-03	4.82E-02	3.04E-02
Ethylbenzene	100-41-4	Yes	Yes	106.17	U	1.69E+02	U	700	7.88E-03	3.22E-01	1.85E-01
Hexanone, 2-	591-78-6	Yes	Yes	100.16	U	1.72E+04	U	-	9.32E-05	3.81E-03	2.14E-03
Methyl Ethyl Ketone (2-Butanone)	78-93-3	Yes	Yes	72.11	U	2.23E+05	U	-	5.69E-05	2.33E-03	1.47E-03
Naphthalene	91-20-3	Yes	Yes	128.18	U	3.10E+01	U	-	4.40E-04	1.80E-02	8.80E-03
Tetrachloroethylene	127-18-4	Yes	Yes	165.83	U	2.06E+02	U	5	1.77E-02	7.24E-01	4.29E-01
Toluene	108-88-3	Yes	Yes	92.14	U	5.26E+02	U	1000	6.64E-03	2.71E-01	1.65E-01
Trichloroethylene	79-01-6	Yes	Yes	131.39	U	1.28E+03	U	5	9.85E-03	4.03E-01	2.56E-01
Vinyl Chloride	75-01-4	Yes	Yes	62.50	U	8.80E+03	U	2	2.78E-02	1.14E+00	8.95E-01
Xylenes	1330-20-7	Yes	Yes	106.17	U	1.06E+02	U	10000	6.63E-03	2.71E-01	1.55E-01

Chemical Properties

Henry's Law Constant Used in Calcs (unitless)	H` and HLC Ref	Enthalpy of vaporization @ groundwater temperature $\Delta H_{v,gw}$ (cal/mol)	Enthalpy of vaporization at the normal boiling point $\Delta H_{v,b}$ (cal/mol)	$\Delta H_{v,b}$ Ref	Normal Boiling Point BP (K)	BP Ref	Exponent for $\Delta H_{v,gw}$	Vapor Pressure VP (mm Hg)	VP Ref	Vapor Pressure VP (15 ℃)\ (mm Hg)	Critical Temperature T_C (K)	T_C Ref	Lower Explosive Limit LEL (% by volume)	LEL Ref
1.46E-01	U	8068.00	7340.00	U	353.15	U	0.35	9.48E+01	U	5.91E+01	5.62E+02	U	1.20	U
7.39E-01	U	7815.09	7130.00	U	349.95	U	0.35	1.15E+02	U	7.28E+01	5.56E+02	U	-	
1.00E-01	U	7505.04	6990.00	U	334.25	U	0.35	1.97E+02	U	1.27E+02	5.36E+02	U	-	
3.04E-02	U	8458.65	7640.00	U	356.65	U	0.35	7.89E+01	U	4.81E+01	5.62E+02	U	6.20	U
1.85E-01	U	10094.39	8500.00	U	409.15	U	0.37	9.60E+00	U	5.31E+00	6.17E+02	U	0.80	U
2.14E-03	U	10457.14	8690.00	U	401.15	U	0.39	1.16E+01	U	6.29E+00	5.87E+02	U	1.00	U
1.47E-03	U	8358.06	7480.00	U	352.65	U	0.37	9.06E+01	U	5.55E+01	5.37E+02	U	1.40	U
8.80E-03	U	12776.08	10300.00	U	491.15	U	0.37	8.50E-02	U	4.02E-02	7.48E+02	U	0.90	U
4.29E-01	U	9501.42	8290.00	U	394.15	U	0.35	1.85E+01	U	1.06E+01	6.20E+02	U	-	
1.65E-01	U	9106.07	7930.00	U	384.15	U	0.36	2.84E+01	U	1.67E+01	5.92E+02	U	1.10	U
2.56E-01	U	8317.41	7500.00	U	360.35	U	0.35	6.90E+01	U	4.24E+01	5.71E+02	U	8.00	U
8.95E-01	U	4665.42	4970.00	U	259.85	U	0.34	2.98E+03	U	2.27E+03	4.25E+02	U	3.60	U
1.55E-01	U	10134.45	8520.00	U	411.15	U	0.37	7.99E+00	U	4.41E+00	6.20E+02	U	-	

Appendix F

Validation Summary Table

Table F-1. Validation Summary Table

Request	Area	Sample Dates	Field Duplicates	Notes
MND01-07.2302002	Area 4	March 1–6, 2023	SG-VI-0401-4-6 SG-VI-0405-9-11	All analyses were successfully completed. The samples were prepared and analyzed using accepted procedures based on the methods specified. All samples were received intact and analyzed within the applicable holding times. The duplicate results for SG-VI-0401-4-6 did not meet the specified criteria for the following analytes: 2-butanone, benzene, ethylbenzene, PCE, toluene, TCE, xylenes, and VC. The associated results were qualified with a J flag. The duplicate results for SG-VI-0405-9-11 did not meet the specified criteria for some analytes, and the associated results were qualified with a J flag.
MND01-07.2302003	Area 4	February 28, March 6, and March 9, 2023	None	All analyses were successfully completed. The samples were prepared and analyzed using accepted procedures based on the methods specified. All samples were received intact and analyzed within the applicable holding times. No field duplicates were collected from these locations.
MND01-07.2303004	Area 4	March 2 and 13, 2023	SG-VI-0410-4-6	All analyses were successfully completed. The samples were prepared and analyzed using accepted procedures based on the methods specified. All samples were received intact and analyzed within the applicable holding times. The duplicate results for SG-VI-0410-4-6 did not meet the specified criteria for some analytes, and the associated results were qualified with a J flag.
MND01-07.2303005	Area 4	March 9 and 13, 2023	None	All analyses were successfully completed. The samples were prepared and analyzed using accepted procedures based on the methods specified. All samples were received intact and analyzed within the applicable holding times. No field duplicates were collected from these locations.
MND01-07.2307006	Area 4	July 10–12, 2023	SG-VI-0415-5-7	All analyses were successfully completed. The samples were prepared and analyzed using accepted procedures based on the methods specified. All samples were received intact and analyzed within the applicable holding times. Elevated results were reported for some analytes due to samples being returned with significant vacuum remaining in the canister. Elevated method detection limits were reported for some analytes due to high analyte concentrations or matrix interference that required dilution for analyses. The duplicate results for SG-VI-0415-5-7 met the specified criteria for all requested analytes.

Table F-1. Validation Summary Table (continued)

Request	Area	Sample Dates	Field Duplicates	Notes
MND01-07.2307007	Area 4	July 10–20, 2023	SG-VI-0428-11-13	All analyses were successfully completed. The samples were prepared and analyzed using accepted procedures based on the methods specified. All samples were received intact and analyzed within the applicable holding times. Elevated results were reported for some analytes due to samples being returned with significant vacuum remaining in the canister. Elevated method detection limits were reported for some analytes due to high analyte concentrations or matrix interference that required dilution for analyses. The duplicate results for SG-VI-0428-11-13 met the specified criteria for all requested analytes.
MND01-07.2308008	Area 1	August 2–16, 2023	SG-VI-0110-4-6	All analyses were successfully completed. The samples were prepared and analyzed using accepted procedures based on the methods specified. All samples were received intact and analyzed within the applicable holding times. Elevated method detection limits were reported for some analytes due to high analyte concentrations or matrix interference that required dilution for analyses. The duplicate results for SG-VI-0110-4-6 met the specified criteria for all requested analytes.
MND01-07.2308009	Area 2	August 21–23 and 28–30, 2023	SG-VI-0201-4-6 SG-VI-0205-4-6	All analyses were successfully completed. The samples were prepared and analyzed using accepted procedures based on the methods specified. All samples were received intact and analyzed within the applicable holding times. Elevated results were reported for some analytes due to samples being returned with significant vacuum remaining in the canister. Elevated method detection limits were reported for some analytes due to high analyte concentrations or matrix interference that required dilution for analyses. The duplicate results for SG-VI-0201-4-6 did not replicate well with the parent sample. The reported method detection limits for the parent sample were 50–200 times greater than those for the duplicate sample, with elevation based on dilution factor. All U-flagged results in the parent sample were qualified with an R flag as rejected because the elevated method detection limits led to erroneous results. When an analyte was detected in both the parent and duplicate samples, all detected analytes met the acceptance criteria. The duplicate results for SG-VI-0205-4-6 did not meet the specified criteria for some analytes, and the associated results were qualified with an R flag.

Table F-1. Validation Summary Table (continued)

Request	Area	Sample Dates	Field Duplicates	Notes
MND01-07.2309010	Area 3	September 25–27, 2023	SG-VI-0301-4-6	All analyses were successfully completed. The samples were prepared and analyzed using accepted procedures based on the methods specified. All samples were received intact and analyzed within the applicable holding times. Elevated results were reported for some analytes due to samples being returned with significant vacuum remaining in the canister. The duplicate results for SG-VI-0301-4-6 did not meet the specified criteria for some analytes, and the associated results were qualified with a J flag.
MND01-07.2310012	Area 1	October 10–12 and 23, 2023	SG-VI-0105-4-6 SG-VI-0110-4-6	All analyses were successfully completed. The samples were prepared and analyzed using accepted procedures based on the methods specified. All samples were received intact and analyzed within the applicable holding times. Elevated results were reported for some analytes due to samples being returned with significant vacuum remaining in the canister. Elevated method detection limits were reported for some analytes due to high analyte concentrations or matrix interference that required dilution for analyses. The duplicate results for SG-VI-0105-4-6 did not meet the specified criteria for some analytes, and the associated results were qualified with a J flag. The duplicate results for SG-VI-0110-4-6 met the specified criteria for all requested analytes.
MND01-07.2310013	Area 2	October 23–25, 2023	SG-VI-0205-4-6	All analyses were successfully completed. The samples were prepared and analyzed using accepted procedures based on the methods specified. All samples were received intact and analyzed within the applicable holding times. Elevated results were reported for some analytes due to samples being returned with significant vacuum remaining in the canister. Elevated method detection limits were reported for some analytes due to high analyte concentrations or matrix interference that required dilution for analyses. The duplicate results for SG-VI-0205-4-6 did not meet the specified criteria for some analytes, and the associated results were qualified with a J flag.

Table F-1. Validation Summary Table (continued)

Request	Area	Sample Dates	Field Duplicates	Notes
MND01-07.2310014	Area 4	November 20–21, 2023	SG-VI-0405-9-11	All analyses were successfully completed. The samples were prepared and analyzed using accepted procedures based on the methods specified. All samples were received intact and analyzed within the applicable holding times. Elevated method detection limits were reported for some analytes due to high analyte concentrations or matrix interference that required dilution for analyses. The duplicate results for SG-VI-0405-9-11 met the specified criteria for all requested analytes.
MND01-07.2311015	Area 10	November 6–8, 2023	SG-VI-1001-9-11 SG-VI-1003-4-6	All analyses were successfully completed. The samples were prepared and analyzed using accepted procedures based on the methods specified. All samples were received intact and analyzed within the applicable holding times. Elevated results were reported for some analytes due to samples being returned with significant vacuum remaining in the canister. Elevated method detection limits were reported for some analytes due to high analyte concentrations or matrix interference that required dilution for analyses. The duplicate results for SG-VI-1001-9-11 did not meet the specified criteria for some analytes, and the associated results were qualified with a J flag. The duplicate results for SG-VI-1003-4-6 met the specified criteria for all requested analytes.
MND01-07.2311016	Area 3	November 28 and 30, 2023	SG-VI-0305-10-12	All analyses were successfully completed. The samples were prepared and analyzed using accepted procedures based on the methods specified. All samples were received intact and analyzed within the applicable holding times. The duplicate results for SG-VI-0305-10-12 met the specified criteria for all requested analytes.
MND01-07.2402017	Area 5	February 12–13, 15, and 20–21, 2024	SG-VI-0515-4-6 SG-VI-0525-3-5	All analyses were successfully completed. The samples were prepared and analyzed using accepted procedures based on the methods specified. All samples were received intact and analyzed within the applicable holding times. The duplicate results for SG-VI-0515-4-6 and SG-VI-0525-3-5 did not meet the specified criteria for some analytes, and the associated results were qualified with a J flag.

Table F-1. Validation Summary Table (continued)

Request	Area	Sample Dates	Field Duplicates	Notes
MND01-07.2402018	Area 5	February 26–27, February 29, and March 4–5, 2024	SG-VI-0510-4-6	All analyses were successfully completed. The samples were prepared and analyzed using accepted procedures based on the methods specified. All samples were received intact and analyzed within the applicable holding times. Elevated results were reported for some analytes due to samples being returned with significant vacuum remaining in the canister. The duplicate results for SG-VI-0510-4-6 did not meet the specified criteria for some analytes, and the associated results were qualified with a J flag.
MND01-07.2403019	Area 5	March 11–12, 2024	SG-VI-0505-4-6	All analyses were successfully completed. The samples were prepared and analyzed using accepted procedures based on the methods specified. All samples were received intact and analyzed within the applicable holding times. The duplicate results for SG-VI-0505-4-6 did not meet the specified criteria for some analytes, and the associated results were qualified with a J flag.
MND01-07.2407020	Area 7	July 8–9, 2024	SG-VI-0705-4-6 SG-VI-0705-9-11	All analyses were successfully completed. The samples were prepared and analyzed using accepted procedures based on the methods specified. All samples were received intact and analyzed within the applicable holding times. Elevated results were reported for some analytes due to samples being returned with significant vacuum remaining in the canister. Elevated method detection limits were reported for some analytes due to high analyte concentrations or matrix interference that required dilution for analyses. The duplicate results for SG-VI-0705-4-6 and SG-VI-0705-9-11 did not meet the specified criteria for some analytes, and the associated results were qualified with a J flag.
MND01-07.2407021	Area 2 Area 5	July 15, 16, 18, and 22–24, 2024	SG-VI-0515-4-6 SG-VI-0520-4-6	All analyses were successfully completed. The samples were prepared and analyzed using accepted procedures based on the methods specified. All samples were received intact and analyzed within the applicable holding times. Elevated method detection limits were reported for some analytes due to high analyte concentrations or matrix interference that required dilution for analyses. The duplicate results for SG-VI-0515-4-6 and SG-VI-0520-4-6 did not meet the specified criteria for some analytes, and the associated results were qualified with a J flag.

Table F-1. Validation Summary Table (continued)

Request	Area	Sample Dates	Field Duplicates	Notes
MND01-07.2408022	Area 1	August 7–8, 2024	SG-VI-0120-4-6 SG-VI-0124-4-6	All analyses were successfully completed. The samples were prepared and analyzed using accepted procedures based on the methods specified. All samples were received intact and analyzed within the applicable holding times. Elevated method detection limits were reported for some analytes due to high analyte concentrations or matrix interference that required dilution for analyses. The duplicate results for SG-VI-0120-4-6 did not meet the specified criteria for some analytes, and the associated results were qualified with a J flag. The duplicate results for SG-VI-0124-4-6 met the specified criteria for all requested analytes.
MND01-07.2408023	Area 7	August 20–21 and 27–28, 2024	SG-VI-0708-4-6 SG-VI-0710-4-6	All analyses were successfully completed. The samples were prepared and analyzed using accepted procedures based on the methods specified. All samples were received intact and analyzed within the applicable holding times. Elevated results were reported for some analytes due to samples being returned with significant vacuum remaining in the canister. Elevated method detection limits were reported for some analytes due to high analyte concentrations or matrix interference that required dilution for analyses. The duplicate results for SG-VI-0708-4-6 and SG-VI-0710-4-6 met the specified criteria for all requested analytes.
MND01-07.2409024	Area 7	September 4–5 and 9, 2024	None	All analyses were successfully completed. The samples were prepared and analyzed using accepted procedures based on the methods specified. All samples were received intact and analyzed within the applicable holding times. Elevated method detection limits were reported for some analytes due to high analyte concentrations or matrix interference that required dilution for analyses. No field duplicates were collected from these locations.

Table F-1. Validation Summary Table (continued)

Request	Area	Sample Dates	Field Duplicates	Notes
MND01-07.2409025	Area 7	September 16–18 and 23–25, 2024	SG-VI-0715-4-6 SG-VI-0720-6-8 SG-VI-0723-4-6	All analyses were successfully completed. The samples were prepared and analyzed using accepted procedures based on the methods specified. All samples were received intact and analyzed within the applicable holding times. Elevated method detection limits were reported for some analytes due to high analyte concentrations or matrix interference that required dilution for analyses. The duplicate results for SG-VI-0715-4-6 and SG-VI-0720-6-8 met the specified criteria for all requested analytes. The duplicate results for SG-VI-0723-4-6 did not meet the specified criteria for some analytes, and the associated results were qualified with a J flag.
MND01-07.2410026	Area 1 Area 5	September 30–October 2, 2024	SG-VI-0115-4-6 SG-VI-0520-4-6	All analyses were successfully completed. The samples were prepared and analyzed using accepted procedures based on the methods specified. All samples were received intact and analyzed within the applicable holding times. Elevated results were reported for some analytes due to samples being returned with significant vacuum remaining in the canister. Elevated method detection limits were reported for some analytes due to high analyte concentrations or matrix interference that required dilution for analyses. The duplicate results for SG-VI-0115-4-6 and SG-VI-0520-4-6 did not meet the specified criteria for some analytes, and the associated results were qualified with a J flag.
MND01-07.2410027	Area 4	October 8 and 15–17, 2024	SG-VI-0430-4-6 SG-VI-0432-4-6	All analyses were successfully completed. The samples were prepared and analyzed using accepted procedures based on the methods specified. All samples were received intact and analyzed within the applicable holding times. Elevated results were reported for some analytes due to samples being returned with significant vacuum remaining in the canister. Elevated method detection limits were reported for some analytes due to high analyte concentrations or matrix interference that required dilution for analyses. The duplicate results for SG-VI-0432-4-6 met the specified criteria for all requested analytes. The duplicate results for SG-VI-0430-4-6 did not meet the specified criteria for some analytes, and the associated results were qualified with a J flag.

Table F-1. Validation Summary Table (continued)

Request	Area	Sample Dates	Field Duplicates	Notes
MND01-07.2410028	Area 4	October 21–24, 2024	SG-VI-0435-4-6 SG-VI-0437-9-11	All analyses were successfully completed. The samples were prepared and analyzed using accepted procedures based on the methods specified. All samples were received intact and analyzed within the applicable holding times. Elevated results were reported for some analytes due to samples being returned with significant vacuum remaining in the canister. Elevated method detection limits were reported for some analytes due to high analyte concentrations or matrix interference that required dilution for analyses. The duplicate results for SG-VI-0435-4-6 and SG-VI-0437-9-11 did not meet the specified criteria for some analytes, and the associated results were qualified with a J flag.
MND01-07.2411029	Area 4	November 19–20, 2024	SG-VI-0439-4-6	All analyses were successfully completed. The samples were prepared and analyzed using accepted procedures based on the methods specified. All samples were received intact and analyzed within the applicable holding times. Elevated results were reported for some analytes due to samples being returned with significant vacuum remaining in the canister. Elevated method detection limits were reported for some analytes due to high analyte concentrations or matrix interference that required dilution for analyses. The duplicate results for SG-VI-0439-4-6 met the specified criteria for all requested analytes.

Table F-1. Validation Summary Table (continued)

Request	Area	Sample Dates	Field Duplicates	Notes
MND01-07.2411030	Area 7	November 18, 2024	SG-VI-0725-4-6	All analyses were successfully completed. The samples were prepared and analyzed using accepted procedures based on the methods specified. All samples were received intact and analyzed within the applicable holding times. Elevated method detection limits were reported for some analytes due to high analyte concentrations or matrix interference that required dilution for analyses. The duplicate results for SG-VI-0725-4-6 met the specified criteria for all requested analytes.
MND01-07.2411031	Area 4	November 25–26, 2024	SG-VI-0416-4-6 SG-VI-0417-4-6	All analyses were successfully completed. The samples were prepared and analyzed using accepted procedures based on the methods specified. All samples were received intact and analyzed within the applicable holding times. Elevated method detection limits were reported for some analytes due to high analyte concentrations or matrix interference that required dilution for analyses. The duplicate results for SG-VI-0417-4-6 met the specified criteria for all requested analytes. The duplicate results for SG-VI-0416-4-6 did not meet the specified criteria for some analytes, and the associated results were qualified with a J flag.

Abbreviations:
PCE = tetrachloroethene
TCE = trichloroethene
VC = vinyl chloride